



## **MONROE COUNTY BOARD OF ELECTIONS**

39 WEST MAIN STREET • ROCHESTER, NEW YORK 14614 • (585) 753-1550  
TDD# 753-1544

PETER M. QUINN  
COMMISSIONER

THOMAS F. FERRARESE  
COMMISSIONER

DOUGLAS E. FRENCH  
DEPUTY COMMISSIONER

SHEILA M. FLEISCHAUER  
DEPUTY COMMISSIONER

**OFFICIAL CANVASS  
OF THE  
BOARD OF CANVASSERS  
OF THE  
COUNTY OF MONROE**

IN RELATION TO THE VOTES GIVEN AT THE PRIMARY ELECTION HELD ON THE EIGHTEENTH DAY OF SEPTEMBER AND THE GENERAL ELECTION HELD IN SAID COUNTY ON THE SIXTH DAY OF NOVEMBER

# **2007**

## CONTENTS

Canvass of Village Election Results.....	3
Canvass of September Primary Results .....	4
Canvass of General Election Results .....	7
Seventh Judicial District Results by County .....	16
Listing of Party Abbreviations Appearing in Canvass .....	17
Text of Ballot Proposals Submitted to Voters .....	17
Party Enrollment Graph .....	18
 <b>September 18, 2007 Primary Election Results:</b>	
Democratic – Member of City Council(East District).....	19
Democratic – Member of City Council(Northeast District) .....	20
Democratic - Commissioner of Schools .....	21
Democratic – Chili Supervisor .....	28
Democratic – Chili Member of Town Council .....	29
Republican – Chili Member of Town Council.....	30
Republican – Henrietta Supervisor .....	31
Republican – Henrietta Town Justice.....	32
Republican – Henrietta Member of Town Council .....	33
Independence – County Legislator – 1st District(4 Year Term).....	34
Independence – County Legislator – 8th District(4 Year Term) .....	35
Independence – County Legislator – 16th District(4 Year Term) .....	36
Independence – Henrietta Supervisor .....	37
Independence – Henrietta Town Justice.....	38
Independence – Irondequoit Supervisor .....	39
Independence – Irondequoit Town Justice.....	40
Independence – Irondequoit Member of Town Council .....	41
Independence - Mendon Member of Town Council .....	42
Independence – Pittsford Town Justice.....	43
 <b>November 6, 2007 General Election Results:</b>	
State Supreme Court Justice – 7th Judicial District.....	44
County Executive.....	62
Family Court Judge.....	80
District Attorney.....	99
County Legislator 1st District(4 Year Term).....	120
County Legislator 5th District(4 Year Term) .....	121
County Legislator 6th District(4 Year Term) .....	122
County Legislator 8th District(4 Year Term) .....	123
County Legislator 9th District(4 Year Term) .....	124
County Legislator 10th District(4 Year Term) .....	125
County Legislator 11th District(4 Year Term) .....	126
County Legislator 12th District(4 Year Term) .....	127

## CONTENTS

County Legislator 15th District(4 Year Term) .....	128
County Legislator 16th District(4 Year Term) .....	129
County Legislator 17th District(4 Year Term) .....	130
County Legislator 22nd District(4 Year Term).....	131
County Legislator 26th District(4 Year Term) .....	132
County Legislator 27th District(4 Year Term) .....	133
City Court Judge .....	134
Member of City Council – East District .....	140
Member of City Council – Northeast District.....	143
Member of City Council – Northwest District .....	146
Member of City Council – South District.....	149
Commissioner of Schools .....	152
Brighton Town Offices .....	170
Chili Town Offices .....	174
Clarkson Town Offices.....	179
East Rochester Town/Village Offices.....	182
Gates Town Offices .....	185
Greece Town Offices.....	189
Hamlin Town Offices .....	196
Henrietta Town Offices .....	200
Irondequoit Town Offices .....	204
Mendon Town Offices.....	212
Ogden Town Offices .....	217
Parma Town Offices .....	221
Penfield Town Offices .....	225
Perinton Town Offices.....	229
Pittsford Town Offices .....	237
Riga Town Offices.....	240
Rush Town Offices.....	243
Sweden Town Offices .....	248
Webster Town Offices .....	254
Wheatland Town Offices.....	258
Fairport Village Offices.....	262
State Proposal One, An Amendment –	
Municipal Water Supply For Raquette Lake, Hamilton County .....	263
State Proposal Two, County Proposition Number One – Taxpayer Protection Act.....	284
Voter Turnout - 2007 General Election .....	305
Party Enrollment by Age.....	324
Voter Registration 1990 - 2007 .....	325
Party Enrollment by Gender .....	326
Party Enrollment by Location.....	327
Party Enrollment Trends .....	328
Voter Turnout General Elections 1995 – 2007.....	329
Voter Turnout History .....	330

## CANVASS OF VILLAGE ELECTION RESULTS

We, Peter M. Quinn and Thomas F. Ferrarese, Board of Elections of the County of Monroe, having canvassed the votes cast for all the candidates at the Village Elections held in this state on the 20th day of March, 2007, do hereby certify that the following votes were received:

### CHURCHVILLE VILLAGE MAYOR

People's, Nancy L. Steedman .....	202 Votes
(Write-In), James Wilkins .....	54 Votes

### CHURCHVILLE VILLAGE TRUSTEE

People's, Donald G. Suter .....	190 Votes
Main Street, Diane P. Pusateri .....	102 Votes
Opportunity, David W. George, II .....	96 Votes
Progress, John Hartman .....	99 Votes

### PITTSFORD VILLAGE TRUSTEE – 4 YEAR TERM

Democratic-Positively Pittsford, Janet A. Reynolds .....	203 Votes
Democratic-Positively Pittsford, Stacey H. Freed .....	187 Votes
Republican-Independence-Conservative, Steven D. Maddox .....	215 Votes
Republican-Independence-Conservative, Timothy A. Galli .....	230 Votes
Village Interest, Ronald C. Johnson .....	55 Votes

### PITTSFORD VILLAGE TRUSTEE – 2 YEAR TERM

Democratic-Positively Pittsford, Mary Beth Cleary .....	223 Votes
Republican-Independence-Conservative, John P. Limbeck .....	212 Votes

### SPENCERPORT VILLAGE TRUSTEE – 4 YEAR TERM

People's, Charles R. Hopson .....	131 Votes
People's, Steven Russell .....	83 Votes
Victory, Carol J. Nellis-Ewell .....	106 Votes

**CANVASS OF PRIMARY ELECTION RESULTS**

We, Peter M. Quinn and Thomas F. Ferrarese, Board of Elections of the County of Monroe, having canvassed the votes cast at the Primary Election held in this state on the 18th day of September, 2007, do hereby certify that the following votes were received:

**DEMOCRATIC PARTY**

**MEMBER OF CITY COUNCIL(EAST DISTRICT)**

Elaine M. Spaul ..... 1,602 Votes  
Anthony Giordano ..... 379 Votes

**MEMBER OF CITY COUNCIL(NORTHEAST DISTRICT)**

Lovely A. Warren ..... 1,329 Votes  
James R. Bowers ..... 488 Votes

**COMMISSIONER OF SCHOOLS**

Willa Powell ..... 4,391 Votes  
Howard J. Eagle ..... 3,101 Votes  
Allen K. Williams ..... 4,735 Votes  
Malik D. Evans ..... 4,891 Votes  
Melisza E. Campos ..... 3,853 Votes

**CHILI SUPERVISOR**

Dennis F. Cozan ..... 112 Votes  
David J. Dunning ..... 186 Votes

**CHILI MEMBER OF TOWN COUNCIL**

James N. Vandervoort ..... 219 Votes  
Timothy L. Lancaster ..... 180 Votes  
Stephen J. Ginovsky, Jr. .... 126 Votes

**REPUBLICAN PARTY**

**CHILI MEMBER OF TOWN COUNCIL**

Michael S. Slattery ..... 499 Votes  
James J. Ehmann ..... 315 Votes  
Daniel A. Melville ..... 287 Votes  
Virginia L. Ignatowski ..... 463 Votes

**HENRIETTA SUPERVISOR**

Michael B. Yudelson ..... 1,502 Votes  
James R. Breese ..... 658 Votes

HENRIETTA TOWN JUSTICE

Steven M. Donsky .....	1,459 Votes
John G. Pericak.....	1,355 Votes
La Marr J. Jackson.....	1,027 Votes
James J. Piampiano.....	1,249 Votes

HENRIETTA MEMBER OF TOWN COUNCIL

William J. Mulligan, Jr.....	1,448 Votes
Catherine A. McCabe.....	1,515 Votes
Anthony D. Pirrello.....	782 Votes

INDEPENDENCE PARTY

COUNTY LEGISLATOR – 1<sup>ST</sup> DISTRICT(4 YEAR TERM)

Dick Yolevich.....	55 Votes
Opportunity To Ballot -Todd Dunn .....	16 Votes

COUNTY LEGISLATOR – 8<sup>TH</sup> DISTRICT(4 YEAR TERM)

Dave Malta .....	43 Votes
Opportunity To Ballot -Carman Gumina .....	85 Votes

COUNTY LEGISLATOR – 16<sup>TH</sup> DISTRICT(4 YEAR TERM)

Peter W. Kelderhouse.....	32 Votes
Vincent J. Esposito .....	61 Votes

HENRIETTA SUPERVISOR

James R. Breese.....	16 Votes
Michael B. Yudelson.....	51 Votes

HENRIETTA TOWN JUSTICE

La Marr J. Jackson.....	39 Votes
John G. Pericak.....	28 Votes
Steven M. Donsky .....	38 Votes
James J. Piampiano.....	31 Votes

IRONDEQUOIT SUPERVISOR

Jim Turner.....	100 Votes
Opportunity To Ballot -Mary Ellen Heyman.....	42 Votes

IRONDEQUOIT TOWN JUSTICE

Edward F. Knaak, Jr. ....	43 Votes
Vincent M. Dinolfo .....	113 Votes

IRONDEQUOIT MEMBER OF TOWN COUNCIL

Lydia V. Dzus..... 90 Votes  
John Perticone ..... 88 Votes  
Opportunity To Ballot  
-Mark Scuderi..... 44 Votes  
Opportunity To Ballot  
-Stephanie Aldersley ..... 33 Votes

MENDON SUPERVISOR

Opportunity To Ballot  
-Ian McNabb..... 18 Votes  
Opportunity To Ballot  
-Jeff Babcock..... 4 Votes

MENDON MEMBER OF TOWN COUNCIL

Marvin Vahue..... 9 Votes  
Shari F. Stottler..... 19 Votes  
Opportunity To Ballot  
-Mark Cottle ..... 15 Votes  
Opportunity To Ballot  
-Pat Freeman..... 4 Votes

PITTSFORD TOWN JUSTICE

Fred S. Gallina..... 23 Votes  
Michael J. Nolan..... 48 Votes

# CANVASS OF GENERAL ELECTION RESULTS

We, Peter M. Quinn and Thomas F. Ferrarese, Board of Elections of the County of Monroe, having canvassed the votes cast at the General Election held in this state on the 6th day of November, 2007, hereby certify that the following candidates received the votes set opposite their names:

## *State Supreme Court Justice - 7th Judicial District*

Democratic, David Murphy ..... 48,303 Votes  
Republican-Independence-Conservative, John J. Ark ..... 67,728 Votes

## *County Executive*

Republican-Independence-Conservative, Maggie Brooks ..... 73,060 Votes  
Working Families, Patrick P. Christopher ..... 26,227 Votes

## *Family Court Judge*

Democratic-Working Families, Sidney T. Farber ..... 57,694 Votes  
Republican-Independence-Conservative, Joseph G. Nesser ..... 61,690 Votes

## *District Attorney*

Democratic-Independence, Mike Green ..... 86,420 Votes  
Republican-Conservative, Cara M. Briggs ..... 38,940 Votes

## *County Legislator 1<sup>st</sup> District -4 Year Term*

Democratic-Working Families, Todd Dunn ..... 2,681 Votes  
Republican-Independence-Conservative, Dick Yolevich ..... 2,882 Votes

## *County Legislator 5<sup>th</sup> District -4 Year Term*

Republican-Independence-Conservative, Mark J. Cassetti ..... 2,691 Votes

## *County Legislator 6<sup>th</sup> District -4 Year Term*

Democratic-Working Families, Richard A. Beebe ..... 2,324 Votes  
Republican-Independence-Conservative, Ray DiRaddo ..... 2,043 Votes

## *County Legislator 8<sup>th</sup> District -4 Year Term*

Democratic-Independence -Working Families, Carmen F. Gumina ..... 4,511 Votes  
Republican-Conservative, Dave Malta ..... 2,514 Votes

## *County Legislator 9<sup>th</sup> District -4 Year Term*

Democratic, Doreen K. Brady Levin ..... 2,112 Votes  
Republican-Independence-Conservative, Tony LaFountain ..... 3,325 Votes

## *County Legislator 10<sup>th</sup> District -4 Year Term*

Democratic-Working Families, Ted Nixon ..... 3,369 Votes  
Republican-Independence-Conservative, Anthony J. Daniele ..... 3,569 Votes

## *County Legislator 11<sup>th</sup> District -4 Year Term*

Democratic-Working Families, Susan L. Davis ..... 2,090 Votes  
Republican-Independence-Conservative, Mike Barker ..... 3,150 Votes



*County Legislator 12<sup>th</sup> District -4 Year Term*

Republican-Independence-Conservative, Jeff Adair ..... 3,915 Votes

*County Legislator 15<sup>th</sup> District -4 Year Term*

Republican-Independence-Conservative, Dan Quatro ..... 3,461 Votes

*County Legislator 16<sup>th</sup> District -4 Year Term*

Democratic-Independence-Conservative, Vincent J. Esposito..... 4,257 Votes

Republican, Peter W. Kelderhouse ..... 2,625 Votes

*County Legislator 17<sup>th</sup> District -4 Year Term*

Democratic-Independence-Working Families, Ted O'Brien..... 3,371 Votes

Republican-Conservative, Dan White ..... 1,762 Votes

*County Legislator 22<sup>nd</sup> District -4 Year Term*

Democratic, Glenn J. Gamble ..... 715 Votes

*County Legislator 26<sup>th</sup> District -4 Year Term*

Democratic-Independence-Working Families, Steve Eckel ..... 2,028 Votes

Republican-Conservative, Christopher S. Tillett..... 1,239 Votes

*County Legislator 27<sup>th</sup> District -4 Year Term*

Democratic-Working Families, Willie J. Lightfoot..... 1,895 Votes

Republican, Christopher A. Parris ..... 506 Votes

*City Court Judge*

Democratic, Charles F. Crimi, Jr. .... 13,113 Votes

Republican, Paul D. Irving ..... 3,982 Votes

*Member of City Council - East District*

Democratic, Elaine M. Spaul ..... 4,781 Votes

Republican-Independence, Brian C. Callahan..... 1,716 Votes

*Member of City Council - Northeast District*

Democratic-Working Families, Lovely A. Warren ..... 2,057 Votes

Independence, James R. Bowers..... 412 Votes

*Member of City Council - Northwest District*

Democratic-Independence-Working Families, Carla M. Palumbo..... 3,179 Votes

Republican, Luis A. Perez ..... 1,343 Votes

*Member of City Council - South District*

Democratic-Working Families, Adam C. McFadden ..... 3,549 Votes

Republican-Independence, Anthony Anderson ..... 956 Votes

*Commissioner of Schools*

Democratic-Working Families, Willa Powell..... 11,732 Votes

Democratic, Allen K. Williams ..... 11,437 Votes

Democratic-Working Families, Malik D. Evans ..... 12,572 Votes

Democratic-Independence-Working Families, Melisza E. Campos..... 12,618 Votes

Republican, Michael P. McManus.....	4,844 Votes
Republican, Priscilla Cromer.....	4,770 Votes
Republican, Michael G. Roberts.....	4,524 Votes
Republican, Nicholas J. Manuele.....	3,984 Votes
Libertarian, Christopher Edes.....	711 Votes
Libertarian, Max B. Kessler.....	744 Votes

*Brighton Supervisor*

Democratic,-Working Families, Sandra L. Frankel.....	5,587 Votes
Republican, Wes McAllister.....	1,918 Votes

*Brighton Town Clerk*

Democratic, Susan Kramarsky.....	5,760 Votes
----------------------------------	-------------

*Brighton Town Justice*

Democratic-Working Families, Karen L. Morris.....	5,922 Votes
---	-------------

*Brighton Member of Town Council*

Democratic, Sheila Gaddis.....	4,871 Votes
Democratic, Raymond J. Tierney, 3 <sup>rd</sup> .....	4,975 Votes
Republican, Dino Kotrides.....	2,104 Votes
Republican, Chris Scott.....	2,336 Votes

*Chili Supervisor*

Democratic-Independence-Working Families, David J. Dunning.....	3,181 Votes
Republican-Conservative, Tracy L. Logel.....	2,682 Votes

*Chili Town Clerk*

Republican-Independence-Conservative, Richard J. Brongo.....	4,127 Votes
--	-------------

*Chili Town Justice*

Republican-Independence-Conservative, Patrick J. Pietropaoli.....	3,976 Votes
---	-------------

*Chili Member of Town Council*

Democratic, James N. Vandervoort.....	2,324 Votes
Democratic, Timothy L. Lancaster.....	1,939 Votes
Republican-Independence-Conservative, Michael S. Slattery.....	3,525 Votes
Republican-Independence-Conservative, Virginia L. Ignatowski.....	3,586 Votes

*Clarkson Supervisor*

Republican-Independence-Conservative, Paul M. Kimball.....	961 Votes
--	-----------

*Clarkson Town Clerk*

Republican-Independence-Conservative, Sharon S. Mattison.....	952 Votes
---	-----------

*Clarkson Member of Town Council*

Democratic-Independence-Working Families, Sheldon A. Meyers.....	666 Votes
Republican-Conservative, Jackie Smith.....	640 Votes
Republican-Independence-Conservative, Christa L. Filipowicz.....	884 Votes

*East Rochester Mayor*

Democratic-Working Families, Jason W. Koon ..... 910 Votes  
Republican-Independence-Conservative, David P. Bonacchi ..... 736 Votes

*East Rochester Town Justice*

Republican-Independence-Conservative, Victoria M. Argento ..... 925 Votes

*East Rochester Village Trustee*

Democratic-Working Families, Andrew L. Serrano ..... 818 Votes  
Democratic-Working Families, Herman L. Parson ..... 790 Votes  
Republican-Conservative, Mark A. Florack ..... 798 Votes  
Republican-Independence-Conservative, Barbara Marr ..... 730 Votes

*Gates Supervisor*

Democratic-Independence-Working Families, Susan I. Swanton ..... 2,984 Votes  
Republican-Conservative, Ralph J. Esposito ..... 3,119 Votes

*Gates Town Justice*

Democratic, Karen M. Petote ..... 2,725 Votes  
Republican-Conservative, John J. Pisaturo ..... 2,968 Votes

*Gates Member of Town Council*

Democratic-Independence-Working Families, Mark A. McIntee ..... 3,050 Votes  
Democratic-Independence-Working Families, Thomas J. O'Hare ..... 2,687 Votes  
Republican-Conservative, Gregory S. Hart ..... 2,770 Votes  
Republican-Conservative, Christopher B. DiPonzio ..... 3,101 Votes

*Greece Town Justice*

Republican-Independence-Conservative, Charles A. Schiano, Jr. .... 10,363 Votes

*Greece Member of Town Council - 1st Ward*

Democratic, John G. Clark ..... 1,215 Votes  
Republican-Independence-Conservative, Mike Barry ..... 2,516 Votes

*Greece Member of Town Council - 2nd Ward*

Democratic-Working Families, Judy M. Knights ..... 1,146 Votes  
Republican-Independence-Conservative, Bob Bilsky ..... 1,997 Votes

*Greece Member of Town Council - 3rd Ward*

Democratic-Working Families, Maureen V. Dauphinee ..... 1,466 Votes  
Republican-Independence-Conservative, Jerry Helfer ..... 2,119 Votes

*Greece Member of Town Council - 4th Ward*

Republican-Independence-Conservative, Rick Antelli ..... 2,760 Votes

*Hamlin Supervisor*

Republican-Independence-Conservative, Dennis K. Roach ..... 1,275 Votes  
Mudrakers, Jerry L. Borkholder ..... 401 Votes

*Hamlin Town Clerk*

Republican-Independence-Conservative, Kathi A. Rickman ..... 1,506 Votes

*Hamlin Town Justice*

Republican-Independence-Conservative, Paul W. Rath ..... 1,462 Votes

*Hamlin Member of Town Council*

Republican-Independence-Conservative, Thomas N. Breslawski ..... 1,178 Votes

Republican-Independence-Conservative, David G. Rose ..... 1,224 Votes

Common Sense, James W. Nesbitt ..... 515 Votes

Common Sense, Linda G. DeRue ..... 415 Votes

*Henrietta Supervisor*

Republican-Independence, Michael B. Yudelson ..... 4,065 Votes

Conservative, James R. Breese ..... 1,302 Votes

Bright Future, Jeffrey P. Kueppers ..... 540 Votes

*Henrietta Town Justice*

Republican-Independence-Conservative, Steven M. Donsky ..... 4,480 Votes

Republican-Conservative, John G. Pericak ..... 3,807 Votes

Republican-Independence, James J. Piampiano ..... 4,102 Votes

Independence-Conservative, La Marr J. Jackson ..... 1,755 Votes

*Henrietta Member of Town Council*

Republican-Independence-Conservative, William J. Mulligan, Jr. .... 4,669 Votes

Republican-Independence-Conservative, Catherine A. McCabe ..... 4,829 Votes

*Irondequoit Supervisor*

Democratic-Working Families, Mary Ellen Heyman ..... 7,822 Votes

Republican-Independence-Conservative, Jim Turner ..... 5,297 Votes

*Irondequoit Town Justice*

Democratic-Working Families, Edward F. Knaak, Jr. .... 5,270 Votes

Republican-Independence-Conservative, Vincent M. Dinolfo ..... 7,417 Votes

*Irondequoit Member of Town Council*

Democratic-Independence-Working Families, John Perticone ..... 7,320 Votes

Democratic-Working Families, Stephanie Aldersley ..... 7,622 Votes

Republican-Conservative, Mark S. Scuderi ..... 5,398 Votes

Republican-Independence-Conservative, Lydia V. Dzus ..... 5,176 Votes

*Mendon Supervisor*

Democratic-Independence/Mendon's Future, Ian K. McNabb ..... 1,566 Votes

Republican, Jeffrey J. Babcock ..... 1,048 Votes

*Mendon Town Clerk*

Republican-Conservative, James P. Merzke ..... 1,788 Votes

*Mendon Town Justice*

Republican-Conservative, William P. Fletcher ..... 1,695 Votes

*Mendon Member of Town Council*

Democratic-Independence/Mendon's Future, Mark F. Cottle..... 1,659 Votes

Democratic-Independence/Mendon's Future, Shari F. Stottler ..... 1,536 Votes

Republican, Patricia A. Freeman ..... 954 Votes

Republican, Marvin Vahue ..... 1,053 Votes

*Mendon Superintendent of Highways*

Republican-Conservative, William E. Smith..... 1,757 Votes

*Ogden Supervisor*

Democratic-Independence-Working Families, Garry L. Cranker ..... 1,637 Votes

Republican-Conservative, Gay H. Lenhard ..... 2,242 Votes

*Ogden Town Clerk*

Republican-Independence-Conservative, Lynn A. Bianchi ..... 2,914 Votes

*Ogden Town Justice*

Republican-Independence-Conservative, Michael P. Schiano ..... 2,766 Votes

*Ogden Member of Town Council*

Democratic-Independence-Working Families, Wayne A. McCrossen..... 1,513 Votes

Democratic-Working Families, Anthony L. McCollough..... 1,381 Votes

Republican-Conservative, Malcolm E. Perry. .... 2,130 Votes

Republican-Independence-Conservative, David F. Feeney..... 2,340 Votes

*Parma Supervisor*

Democratic, Ignatius D. LaDelfa ..... 1,269 Votes

Republican-Independence-Conservative, Richard A. Lemcke ..... 2,101 Votes

*Parma Town Justice*

Democratic-Working Families, Harriet L. Zunno ..... 1,014 Votes

Republican-Independence-Conservative, Michael A. Sciortino ..... 2,380 Votes

*Parma Member of Town Council*

Democratic-Independence, Nicholas R. Coffee..... 1,405 Votes

Democratic-Joseph A. Reinschmidt..... 1,492 Votes

Republican-Conservative, Gary L. Comardo ..... 1,786 Votes

Republican-Independence-Conservative, James M. Smith ..... 1,790 Votes

*Parma Superintendent of Highways*

Republican-Conservative, Brian F. Speer..... 2,344 Votes

*Penfield Supervisor*

Republican-Independence-Conservative, George C. Wiedemer ..... 5,500 Votes

*Penfield Town Justice*

Republican-Independence-Conservative, John P. Lomenzo, Jr. .... 5,231 Votes

*Penfield Member of Town Council*

Democratic-Working Families, Liz Andrzejewicz ..... 3,316 Votes

Democratic, Lorraine A. Serpe ..... 3,277 Votes

Republican-Independence-Conservative, Jim Mulley ..... 4,088 Votes

Republican-Independence-Conservative, Linda W. Kohl ..... 4,078 Votes

*Perinton Supervisor*

Democratic, J. Roberto Burgos ..... 2,687 Votes

Republican-Independence-Conservative, James E. Smith ..... 7,436 Votes

*Perinton Town Clerk*

Democratic, Nora E. Tuthill-Glueck ..... 2,910 Votes

Republican-Independence-Conservative, Susan C. Roberts ..... 7,019 Votes

*Perinton Town Justice*

Democratic, Kelly M. Ciccone ..... 3,385 Votes

Republican-Independence-Conservative, Thomas A. Klonick ..... 6,524 Votes

*Perinton Member of Town Council*

Democratic-Working Families, David A. Wolf ..... 3,973 Votes

Democratic, Erik B. Nixon ..... 3,718 Votes

Republican-Independence-Conservative, Carolyn H. Saum ..... 6,050 Votes

Republican-Independence-Conservative, Joseph H. LaFay ..... 6,047 Votes

*Pittsford Supervisor*

Democratic, Thomas J. Wega ..... 2,703 Votes

Republican-Independence, William A. Carpenter ..... 4,764 Votes

*Pittsford Town Justice*

Democratic-Independence, Michael J. Nolan ..... 3,378 Votes

Republican-Conservative, Fred S. Gallina ..... 4,186 Votes

*Pittsford Member of Town Council*

Democratic, Eric H. Perlman ..... 3,250 Votes

Democratic, Neil J. Doran ..... 3,219 Votes

Republican-Independence, John J. Higgins, Jr. .... 3,968 Votes

Republican-Independence, Karen W. Green ..... 4,072 Votes

*Riga Supervisor*

Republican-Independence-Conservative-Working Families, Kenneth J. Kuter ..... 954 Votes

*Riga Town Justice*

Republican-Independence-Conservative, Louis E. Amarosa ..... 924 Votes

*Riga Member of Town Council*

Republican-Independence, Robert E. Ottley ..... 861 Votes  
Republican-Independence-Conservative, David L. Smith ..... 936 Votes

*Rush Supervisor*

Republican-Independence-Conservative, William R. Udicious ..... 695 Votes

*Rush Town Clerk*

Republican-Independence-Conservative, Pamela J. Bucci..... 747 Votes

*Rush Town Justice*

Republican-Independence-Conservative, Paula M. Anderson ..... 772 Votes

*Rush Member of Town Council*

Democratic-Improving Balance, Rick Spencer ..... 524 Votes  
Republican-Independence-Conservative, Richard E. Anderson..... 587 Votes  
Republican-Independence-Conservative, Thomas S. Doupe ..... 594 Votes

*Rush Superintendent of Highways*

Republican-Independence-Conservative, Steven C. King..... 739 Votes

*Sweden Supervisor*

Republican-Independence-Conservative, Nat O. Lester, III..... 1,480 Votes

*Sweden Town Justice*

Republican-Independence-Conservative, Carl A. Coapman ..... 1,453 Votes

*Sweden Member of Town Council*

Democratic-Working Families/Pro-Citizen, Jeff Davignon ..... 1,107 Votes  
Republican-Independence-Conservative, Patricia P. Connors ..... 1,237 Votes  
Republican-Independence-Conservative, Thomas F. Ferris..... 1,351 Votes

*Sweden Police Justice*

Republican-Independence-Conservative, Mark R. Depferd..... 1,547 Votes

*Sweden Receiver of Taxes*

Republican-Independence-Conservative, Sherri Lee Bryant..... 1,507 Votes

*Sweden Superintendent of Highways*

Republican-Independence-Conservative, Frederick E. Perrine ..... 1,570 Votes

*Webster Supervisor*

Democratic, Dolores K. Kujawa..... 4,009 Votes  
Republican-Independence-Conservative, Ronald W. Nesbitt ..... 5,614 Votes

*Webster Town Justice*

Republican-Independence-Conservative, David T. Corretore..... 6,620 Votes

*Webster Member of Town Council*

Democratic-Independence, Roger H. DeMott .....	4,309 Votes
Democratic, Ellen D. Rye .....	3,872 Votes
Republican, William G. Abbott .....	4,547 Votes
Republican-Independence-Conservative, Mark C. Johns.....	5,472 Votes

*Wheatland Supervisor*

Republican-Independence-Conservative, Linda M. Dobson.....	624 Votes
--	-----------

*Wheatland Town Clerk*

Republican-Independence-Conservative, Nancy Jo Conrad .....	686 Votes
---	-----------

*Wheatland Town Justice*

Republican-Independence-Conservative, Harold H. Litter, Jr.....	659 Votes
---	-----------

*Wheatland Member of Town Council*

Republican-Independence-Conservative, Tammy L. Spear .....	636 Votes
Republican-Independence-Conservative, Roger D. DeWitt.....	640 Votes

*Fairport Village Trustee*

Democratic-Fairport First, Craig DeLancey .....	685 Votes
Democratic-Independence/Fairport First, Wayne R. Shipman.....	706 Votes
Republican-Independence, H. Kevin Clark .....	737 Votes
Republican-Conservative, Leslie E. White.....	684 Votes

*Proposal Number One, An Amendment*

*Municipal Water Supply For Raquette Lake, Hamilton County*

Yes .....	53,259 Votes
No.....	18,596 Votes

*Proposal Number Two, County Proposition Number One*

*Taxpayer Protection Act*

Yes .....	46,652 Votes
No.....	26,067 Votes



**SEVENTH JUDICIAL DISTRICT  
RESULTS OF NOVEMBER 6, 2007 GENERAL ELECTION BY COUNTY**

**David Murphy**

---

<u>County</u>	<u>Democratic</u>
Cayuga	6,522
Livingston	2,914
Monroe	48,303
Ontario	6,235
Seneca	3,044
Steuben	4,653
Wayne	4,650
Yates	1,540
	-----
Totals	77,861

**John J. Ark**

---

<u>County</u>	<u>Republican</u>	<u>Independence</u>	<u>Conservative</u>
Cayuga	5,757	457	786
Livingston	5,213	464	545
Monroe	53,433	6,199	8,096
Ontario	7,720	741	874
Seneca	3,000	395	401
Steuben	7,540	427	490
Wayne	8,013	500	1,076
Yates	1,862	120	142
	-----	-----	-----
Totals	92,538	9,303	12,410

**PARTY ABBREVIATIONS APPEARING IN CANVASS**

BF.....	Bright Future
CS.....	Common Sense
CON.....	Conservative
DEM.....	Democratic
FF.....	Fairport First
IB.....	Improving Balance
IND.....	Independence
LBT.....	Libertarian
MF.....	Mendon’s Future
MUD.....	Mudrakers
PC.....	Pro-Citizen
REP.....	Republican
WOR.....	Working Families

**TEXT OF PROPOSALS SUBMITTED TO THE VOTERS**

November 6, 2007

**PROPOSAL NUMBER ONE, AN AMENDMENT**

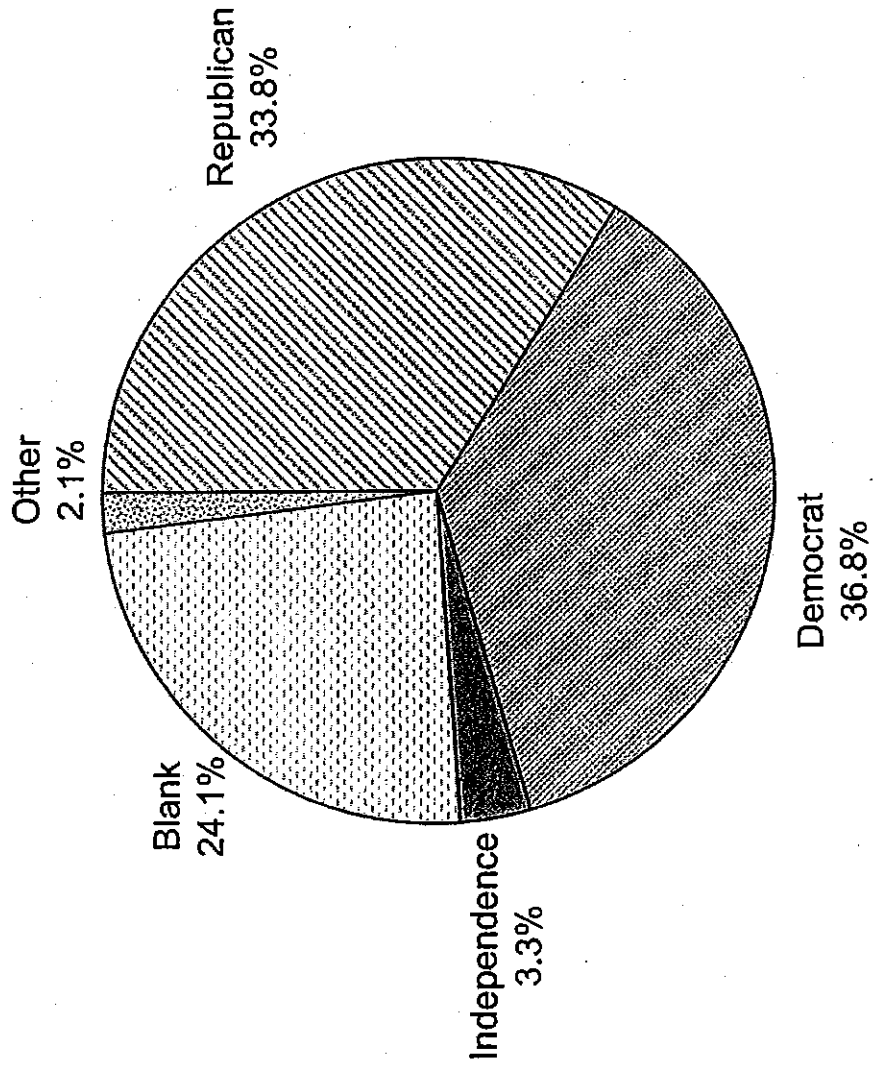
*Amendment to Article 14, section 1 of the Constitution, in relation to the use of forest preserve lands for wells for a municipal water supply in the hamlet of Raquette Lake, Hamilton county.*

The proposed amendment would allow the State to convey one acre of forest preserve land to the town of Long Lake for public use as the site for drinking water wells and necessary related equipment for the municipal water supply for the hamlet of Raquette Lake. In exchange, the State would receive at least twelve acres of land that is at least equal in value to the land conveyed to Long Lake. The land the State receives would be incorporated into the forest preserve. The Raquette Lake reservoir would be abandoned as a source of drinking water supply. Shall the proposed amendment be approved?

**PROPOSAL NUMBER TWO  
COUNTY PROPOSITION NUMBER ONE**

Shall the proposed Local Law adopted on June 8, 2007 entitled the “TAXPAYER PROTECTION ACT”, which limits yearly non-mandated budget spending increases to no more than the Consumer Price Index, be approved?

# Profile of Party Enrollment County of Monroe



CITY OF ROCHESTER  
MEMBER OF CITY COUNCIL  
EAST DISTRICT  
DEMOCRATIC PRIMARY

LEGISLATIVE DISTRICT OR TOWN	ELECTION DISTRICT	TOTAL VOTERS	ELAINE M. SPAULL	ANTHONY GIORDANO	SCATTER
			1A	2A	
Leg. Dist. 21					
	1/24	88	69	10	0
	2/10	78	63	7	0
	5/16/23/32	55	36	15	0
	6	52	37	11	0
	7	46	33	12	0
	8/17/28	43	32	8	0
	9	22	18	4	0
	12	26	23	2	0
	13/23-15/23-23	48	38	7	0
	14	65	50	10	0
	15	28	19	7	0
	18	31	16	12	0
	19/21/30	44	23	14	0
	20/33/23-13	55	40	11	0
	22	32	8	18	1
	25/27	71	33	32	0
	31/34	16	12	4	0
		<u>800</u>	<u>550</u>	<u>184</u>	<u>1</u>
Leg. Dist. 23					
	1	19	18	1	0
	2	36	29	6	0
	3/11	55	44	9	0
	4/12/22	155	130	19	1
	5/7	41	35	5	0
	6/9/10/20	162	117	41	0
	8/14	40	32	8	0
	16/24-16	46	41	5	0
	17/18/19/27	104	78	20	0
	21	32	29	3	0
	24	32	25	4	0
	25/26	143	122	15	0
		<u>865</u>	<u>700</u>	<u>136</u>	<u>1</u>
Leg. Dist. 24					
	1/13	96	87	8	0
	2	55	52	3	0
	4/10	75	68	4	0
	15	81	53	21	0
		<u>307</u>	<u>260</u>	<u>36</u>	<u>0</u>
Leg. Dist. 25					
	18	61	44	8	0
	19/21	21	19	1	0
	25	45	29	14	0
		<u>127</u>	<u>92</u>	<u>23</u>	<u>0</u>
GRAND TOTAL:		<u><u>2,099</u></u>	<u><u>1,602</u></u>	<u><u>379</u></u>	<u><u>2</u></u>

CITY OF ROCHESTER  
MEMBER OF CITY COUNCIL  
NORTHEAST DISTRICT  
DEMOCRATIC PRIMARY

LEGISLATIVE DISTRICT OR TOWN	ELECTION DISTRICT	TOTAL VOTERS	LOVELY A. WARREN  1A	JAMES R. BOWERS  2A	SCATTER
Leg. Dist. 21	3/4	75	37	35	0
	11/22-1/29-17	68	45	21	0
	26	38	37	1	0
	29/22-8/22-22	92	77	12	0
Leg. Dist. 21		273	196	69	0
Leg. Dist. 22	2/13	50	37	7	0
	3	63	37	21	0
	4/16/19	43	32	10	0
	5	35	32	1	0
	6	46	40	4	0
	7	27	25	2	0
	9	29	26	1	0
	10/17	52	49	2	0
	11/21	77	61	15	0
	12/23	63	56	7	0
	14/15	102	80	16	0
	18	38	28	4	0
	20/29-27	45	35	9	0
Leg. Dist. 22		670	538	99	0
Leg. Dist. 26	17/29-18	41	13	27	0
Leg. Dist. 26		41	13	27	0
Leg. Dist. 29	1/2/20/26	84	58	22	0
	3/8/9	99	57	38	0
	4/11	89	55	34	0
	5/7/10	82	55	27	0
	6/14	58	30	25	0
	12/24	73	48	23	0
	13	41	36	4	0
	15/16/19	82	52	25	0
	21	52	32	20	0
	22	80	57	21	0
	23	83	47	32	0
	25	84	55	22	0
Leg. Dist. 29		907	582	293	0
GRAND TOTAL:		1,891	1,329	488	0

CITY OF ROCHESTER  
 COMMISSIONER OF SCHOOLS  
 DEMOCRATIC PRIMARY  
 (VOTE FOR 4)  
 SUMMARY

LEGISLATIVE DISTRICT OR TOWN	TOTAL VOTERS	WILLA POWELL	HOWARD J. EAGLE	ALLEN K. WILLIAMS	MALIK D. EVANS	MELISZA E. CAMPOS	SCATTER
		3A	4A	5A	6A	7A	
Leg. Dist. 06	336	58	52	65	66	69	0
Leg. Dist. 07	332	64	42	55	60	52	0
Leg. Dist. 21	4,292	728	510	770	806	633	0
Leg. Dist. 22	2,708	387	316	448	460	292	1
Leg. Dist. 23	3,460	617	322	665	630	648	1
Leg. Dist. 24	2,144	385	213	381	407	392	3
Leg. Dist. 25	3,380	566	442	641	664	420	1
Leg. Dist. 26	1,184	202	165	199	211	201	0
Leg. Dist. 27	3,412	618	437	683	722	476	0
Leg. Dist. 28	1,336	225	174	246	259	196	1
Leg. Dist. 29	3,628	541	428	582	606	474	0
GRAND TOTAL:	26,212	4,391	3,101	4,735	4,891	3,853	7

CITY OF ROCHESTER  
 COMMISSIONER OF SCHOOLS  
 DEMOCRATIC PRIMARY  
 (VOTE FOR 4)  
 DETAIL

LEGISLATIVE DISTRICT OR TOWN	ELECTION DISTRICT	TOTAL VOTERS	WILLA POWELL	HOWARD J. EAGLE	ALLEN K. WILLIAMS	MALIK D. EVANS	MELISZA E. CAMPOS	SCATTER
			3A	4A	5A	6A	7A	
Leg. Dist. 06								
	1/4/5	176	31	24	36	35	35	0
	2/3	76	12	14	14	16	16	0
	6	84	15	14	15	15	18	0
Leg. Dist. 06		336	58	52	65	66	69	0
Leg. Dist. 07								
	1	76	15	6	12	13	16	0
	2	156	29	25	26	29	21	0
	3	100	20	11	17	18	15	0
Leg. Dist. 07		332	64	42	55	60	52	0
Leg. Dist. 21								
	1/24	352	55	45	69	64	63	0
	2/10	312	53	24	56	61	48	0
	3/4	300	46	28	42	49	39	0
	5/16/23/32	220	43	24	37	40	40	0
	6	208	36	29	36	30	31	0
	7	184	34	11	35	37	33	0
	8/17/28	172	28	23	39	37	24	0
	9	88	14	9	17	15	13	0
	11/22-1/29-17	272	45	29	48	51	31	0
	12	104	19	17	16	21	18	0
	13/23-15/23-23	192	41	27	36	38	28	0
	14	260	45	32	53	50	45	0
	15	112	20	11	20	20	18	0
	18	124	20	20	24	26	17	0
	19/21/30	176	27	27	23	37	25	0
	20/33/23-13	220	41	21	36	40	41	0
	22	128	19	16	23	23	14	0

CITY OF ROCHESTER  
 COMMISSIONER OF SCHOOLS  
 DEMOCRATIC PRIMARY  
 (VOTE FOR 4)  
 DETAIL

LEGISLATIVE DISTRICT OR TOWN	ELECTION DISTRICT	TOTAL VOTERS	WILLA POWELL 3A	HOWARD J. EAGLE 4A	ALLEN K. WILLIAMS 5A	MALIK D. EVANS 6A	MELISZA E. CAMPOS 7A	SCATTER
Leg. Dist. 21								
	25/27	284	41	40	57	54	44	0
	26	152	29	21	27	32	16	0
	29/22-8/22-22	368	61	46	65	69	34	0
	31/34	64	11	10	11	12	11	0
Leg. Dist. 21		4,292	728	510	770	806	633	0
Leg. Dist. 22								
	2/13	200	30	35	29	33	21	0
	3	252	28	22	32	27	41	0
	4/16/19	172	22	27	30	31	18	0
	5	140	20	16	24	23	17	1
	6	184	30	24	36	37	15	0
	7	108	20	13	18	19	9	0
	9	116	23	14	22	24	15	0
	10/17	208	30	29	35	39	17	0
	11/21	308	46	26	50	51	31	0
	12/23	252	33	19	48	43	27	0
	14/15	408	61	53	77	77	49	0
	18	152	15	15	16	21	13	0
	20/29-27	180	26	20	29	33	14	0
	24	28	3	3	2	2	5	0
Leg. Dist. 22		2,708	387	316	448	460	292	1
Leg. Dist. 23								
	1	76	15	4	17	13	16	0
	2	144	26	15	24	27	27	0
	3/11	220	39	22	45	41	47	0
	4/12/22	620	114	43	121	113	119	1
	5/7	164	37	20	37	27	27	0



CITY OF ROCHESTER  
 COMMISSIONER OF SCHOOLS  
 DEMOCRATIC PRIMARY  
 (VOTE FOR 4)  
 DETAIL

LEGISLATIVE DISTRICT OR TOWN	ELECTION DISTRICT	TOTAL VOTERS	WILLA POWELL	HOWARD J. EAGLE	ALLEN K. WILLIAMS	MALIK D. EVANS	MELISZA E. CAMPOS	SCATTER
			3A	4A	5A	6A	7A	
Leg. Dist. 23								
	6/9/10/20	648	116	67	133	116	118	0
	8/14	160	24	13	32	27	30	0
	16/24-16	184	37	20	27	30	36	0
	17/18/19/27	416	70	42	69	73	78	0
	21	128	21	13	25	28	25	0
	24	128	24	18	20	25	22	0
	25/26	<u>572</u>	<u>94</u>	<u>45</u>	<u>115</u>	<u>110</u>	<u>103</u>	<u>0</u>
Leg. Dist. 23		3,460	617	322	665	630	648	1
Leg. Dist. 24								
	1/13	384	72	31	70	82	85	0
	2	220	46	19	37	46	41	0
	3	208	38	19	42	40	41	0
	4/10	300	51	27	61	52	63	3
	5	116	25	10	19	23	20	0
	6	92	18	9	15	18	19	0
	7	52	8	7	10	9	12	0
	8/9	160	32	17	26	28	27	0
	11/12	104	23	17	24	24	13	0
	14	136	20	13	20	31	14	0
	15	324	44	39	47	47	49	0
	17	<u>48</u>	<u>8</u>	<u>5</u>	<u>10</u>	<u>7</u>	<u>8</u>	<u>0</u>
Leg. Dist. 24		2,144	385	213	381	407	392	3
Leg. Dist. 25								
	1/22	236	36	23	40	45	35	0
	2	172	30	32	37	35	16	0
	3	312	60	42	63	62	36	0
	4	104	16	12	19	19	10	0

CITY OF ROCHESTER  
 COMMISSIONER OF SCHOOLS  
 DEMOCRATIC PRIMARY  
 (VOTE FOR 4)  
 DETAIL

LEGISLATIVE DISTRICT OR TOWN	ELECTION DISTRICT	TOTAL VOTERS	WILLA POWELL	HOWARD J. EAGLE	ALLEN K. WILLIAMS	MALIK D. EVANS	MELISZA E. CAMPOS	SCATTER
			3A	4A	5A	6A	7A	
Leg. Dist. 25	5/10	308	54	36	64	65	42	0
	6	172	29	20	27	36	16	1
	7/13	324	52	57	65	68	32	0
	8/27-9	420	63	46	86	86	50	0
	9/11	240	44	38	47	44	23	0
	12	156	31	16	25	32	33	0
	14/24	164	30	25	36	35	25	0
	15/27-18	184	26	24	32	37	18	0
	16/23/27-24	12	2	1	2	3	1	0
	17	48	7	5	8	5	6	0
	18	244	37	33	36	41	33	0
	19/21	84	15	5	18	16	16	0
	20	20	4	4	3	4	3	0
	25	180	30	23	33	31	25	0
Leg. Dist. 25		3,380	566	442	641	664	420	1
Leg. Dist. 26	1/13	64	13	12	10	13	11	0
	2/28-10	48	8	7	10	10	6	0
	3/4/5/11	224	39	35	34	37	37	0
	7/8	112	18	21	21	23	17	0
	9/14	108	17	15	15	18	19	0
	10/12/15/28-18/28-19	400	67	44	67	66	72	0
	16	64	12	11	14	13	12	0
	17/29-18	164	28	20	28	31	27	0
Leg. Dist. 26		1,184	202	165	199	211	201	0
Leg. Dist. 27	1/2	252	46	34	48	55	39	0

CITY OF ROCHESTER  
 COMMISSIONER OF SCHOOLS  
 DEMOCRATIC PRIMARY  
 (VOTE FOR 4)  
 DETAIL

LEGISLATIVE DISTRICT OR TOWN	ELECTION DISTRICT	TOTAL VOTERS	WILLA POWELL	HOWARD J. EAGLE	ALLEN K. WILLIAMS	MALIK D. EVANS	MELISZA E. CAMPOS	SCATTER
			3A	4A	5A	6A	7A	
Leg. Dist. 27								
	3	156	30	13	33	32	28	0
	4/5	384	72	37	81	87	66	0
	6/17	188	34	22	41	40	31	0
	7/12	252	52	35	50	53	28	0
	8	184	30	31	37	40	17	0
	10/11	244	47	35	47	49	34	0
	13/21	264	48	33	48	60	36	0
	14	148	19	16	26	29	22	0
	15	124	19	16	28	28	16	0
	16	188	38	21	42	42	33	0
	19/23	292	43	42	61	63	32	0
	20	160	30	23	28	36	15	0
	22	300	55	40	60	55	48	0
	27	144	29	20	29	29	19	0
	28	132	26	19	24	24	12	0
Leg. Dist. 27		<u>3,412</u>	<u>618</u>	<u>437</u>	<u>683</u>	<u>722</u>	<u>476</u>	<u>0</u>
Leg. Dist. 28								
	1/5/16	180	29	23	31	37	27	0
	2/3	152	29	15	28	27	23	0
	4	112	22	14	18	20	16	0
	6/9	88	18	16	19	18	10	0
	7	88	15	11	16	16	14	0
	8	192	36	32	37	43	20	0
	11/13/25	88	15	9	16	16	9	0
	12	56	7	11	9	12	11	0
	14/15/22	112	13	19	22	23	15	0
	17	24	2	3	3	3	4	0
	21	88	12	7	16	15	19	0

CITY OF ROCHESTER  
 COMMISSIONER OF SCHOOLS  
 DEMOCRATIC PRIMARY  
 (VOTE FOR 4)  
 DETAIL

LEGISLATIVE DISTRICT OR TOWN	ELECTION DISTRICT	TOTAL VOTERS	WILLA POWELL 3A	HOWARD J. EAGLE 4A	ALLEN K. WILLIAMS 5A	MALIK D. EVANS 6A	MELISZA E. CAMPOS 7A	SCATTER
Leg. Dist. 28								
	23/24	<u>156</u>	<u>27</u>	<u>14</u>	<u>31</u>	<u>29</u>	<u>28</u>	<u>1</u>
Leg. Dist. 28		1,336	225	174	246	259	196	1
Leg. Dist. 29								
	1/2/20/26	336	50	38	58	66	37	0
	3/8/9	396	62	46	67	66	54	0
	4/11	356	53	51	52	67	52	0
	5/7/10	328	58	37	62	63	43	0
	6/14	232	37	22	36	39	38	0
	12/24	292	43	41	52	56	39	0
	13	164	23	25	26	31	19	0
	15/16/19	328	43	34	49	46	33	0
	21	208	33	28	29	37	28	0
	22	320	45	35	50	40	39	0
	23	332	43	27	45	41	47	0
	25	<u>336</u>	<u>51</u>	<u>44</u>	<u>56</u>	<u>54</u>	<u>45</u>	<u>0</u>
Leg. Dist. 29		3,628	541	428	582	606	474	0
GRAND TOTAL:		<u><u>26,212</u></u>	<u><u>4,391</u></u>	<u><u>3,101</u></u>	<u><u>4,735</u></u>	<u><u>4,891</u></u>	<u><u>3,853</u></u>	<u><u>7</u></u>

TOWN OF CHILI  
SUPERVISOR  
DEMOCRATIC PRIMARY

LEGISLATIVE DISTRICT OR TOWN	ELECTION DISTRICT	TOTAL VOTERS	DENNIS F. COZAN <u>1A</u>	DAVID J. DUNNING <u>2A</u>	<u>SCATTER</u>
Chili	1/19	96	11	22	0
	2	81	12	17	0
	3/31	30	3	6	0
	4/18	41	3	3	0
	5	38	2	6	0
	6/9	77	8	13	0
	7/15	38	2	8	0
	8/10	58	3	5	0
	11/12	63	5	9	0
	13/21	88	8	21	0
	14/24	95	11	10	0
	16/22	69	10	13	0
	17	85	5	8	0
	20	29	1	2	0
	23/29	39	6	7	0
	25/28	35	3	9	0
	26/32	50	9	6	0
	27	50	6	8	0
	30	10	1	2	0
	33	43	3	11	0
GRAND TOTAL:		<u><u>1,115</u></u>	<u><u>112</u></u>	<u><u>186</u></u>	<u><u>0</u></u>

TOWN OF CHILI  
MEMBER OF TOWN COUNCIL  
DEMOCRATIC PRIMARY  
(VOTE FOR 2)

LEGISLATIVE DISTRICT OR TOWN	ELECTION DISTRICT	TOTAL VOTERS	JAMES N. VANDERVOORT	TIMOTHY L. LANCASTER	STEPHEN J. GINOVSKY, JR.	SCATTER
			3A	4A	5A	
Chili	1/19	192	24	24	14	0
	2	162	17	17	9	0
	3/31	60	6	4	8	0
	4/18	82	5	4	4	0
	5	76	5	5	4	0
	6/9	154	21	7	12	0
	7/15	76	8	5	6	0
	8/10	116	5	4	4	0
	11/12	126	10	8	4	0
	13/21	176	21	22	9	0
	14/24	190	11	13	9	0
	16/22	138	20	17	7	0
	17	170	9	7	4	0
	20	58	4	1	2	0
	23/29	78	12	9	4	0
	25/28	70	8	7	6	0
	26/32	100	12	9	4	0
	27	100	9	8	7	0
	30	20	2	2	3	0
	33	86	10	7	6	0
GRAND TOTAL:		<u>2,230</u>	<u>219</u>	<u>180</u>	<u>126</u>	<u>0</u>

TOWN OF CHILI  
MEMBER OF TOWN COUNCIL  
REPUBLICAN PRIMARY  
(VOTE FOR 2)

LEGISLATIVE DISTRICT OR TOWN	ELECTION DISTRICT	TOTAL VOTERS	MICHAEL S. SLATTERY	JAMES J. EHMANN	DANIEL A. MELVILLE	VIRGINIA L. IGNATOWSKI	SCATTER
			3B	4B	5B	6B	
Chili	1/19	192	39	23	19	39	0
	2	162	31	16	20	33	0
	3/31	60	15	9	6	9	0
	4/18	82	21	11	10	20	0
	5	76	18	9	10	21	0
	6/9	154	29	22	24	31	0
	7/15	76	15	10	11	18	0
	8/10	116	39	12	12	36	0
	11/12	126	38	14	12	34	0
	13/21	176	43	16	13	42	0
	14/24	190	47	33	24	40	0
	16/22	138	29	17	12	29	0
	17	170	36	47	33	25	0
	20	58	13	11	11	13	0
	23/29	78	11	13	14	10	0
	25/28	70	14	7	12	13	0
	26/32	100	27	11	8	21	0
	27	100	17	19	20	14	0
	30	20	3	4	3	2	0
	33	86	14	11	13	13	0
GRAND TOTAL:		<u>2,230</u>	<u>499</u>	<u>315</u>	<u>287</u>	<u>463</u>	<u>0</u>

TOWN OF HENRIETTA  
SUPERVISOR  
REPUBLICAN PRIMARY

LEGISLATIVE DISTRICT OR TOWN	ELECTION DISTRICT	TOTAL VOTERS	MICHAEL B. YUDELSON  1B	JAMES R. BREESE  2B	SCATTER
Henrietta	1/26	208	146	52	0
	2/19/20/35	254	186	59	0
	3/30	109	72	34	0
	4/5/32	189	91	93	0
	6/15	156	106	40	0
	7/22	176	115	56	0
	8/18	153	114	35	0
	9/14/24/33	177	123	46	0
	10/12/17/25	316	216	88	0
	11/16/23/34	156	95	48	0
	13/29	77	46	29	0
	21/28	151	104	44	0
	27/31	128	88	34	0
GRAND TOTAL:		<u>2,250</u>	<u>1,502</u>	<u>658</u>	<u>0</u>



TOWN OF HENRIETTA  
TOWN JUSTICE  
REPUBLICAN PRIMARY  
(VOTE FOR 3)

LEGISLATIVE DISTRICT OR TOWN	ELECTION DISTRICT	TOTAL VOTERS	STEVEN M. DONSKY  3B	JOHN G. PERICAK  4B	LA MARR J. JACKSON  5B	JAMES J. PIAMPIANO  6B	SCATTER
Henrietta	1/26	624	130	124	108	93	0
	2/19/20/35	762	163	138	131	136	0
	3/30	327	64	59	37	68	0
	4/5/32	567	126	112	82	138	0
	6/15	468	86	95	51	98	0
	7/22	528	116	110	84	93	0
	8/18	459	97	90	66	84	0
	9/14/24/33	531	117	104	85	95	0
	10/12/17/25	948	214	199	146	168	0
	11/16/23/34	468	106	100	61	90	0
	13/29	231	50	51	38	41	0
	21/28	453	103	99	67	81	0
	27/31	384	87	74	71	64	0
GRAND TOTAL:		<u>6,750</u>	<u>1,459</u>	<u>1,355</u>	<u>1,027</u>	<u>1,249</u>	<u>0</u>

TOWN OF HENRIETTA  
MEMBER OF TOWN COUNCIL  
REPUBLICAN PRIMARY  
(VOTE FOR 2)

LEGISLATIVE DISTRICT OR TOWN	ELECTION DISTRICT	TOTAL VOTERS	WILLIAM J. MULLIGAN, JR.  7B	CATHERINE A. MCCABE  8B	ANTHONY D. PIRRELLO  9B	SCATTER
Henrietta	1/26	416	135	145	64	0
	2/19/20/35	508	164	168	86	0
	3/30	218	64	70	43	0
	4/5/32	378	106	117	88	0
	6/15	312	107	118	39	0
	7/22	352	105	119	68	0
	8/18	306	90	105	62	0
	9/14/24/33	354	132	126	40	0
	10/12/17/25	632	211	219	98	0
	11/16/23/34	312	102	95	59	0
	13/29	154	51	50	28	0
	21/28	302	96	96	60	0
	27/31	256	85	87	47	0
GRAND TOTAL:		<u>4,500</u>	<u>1,448</u>	<u>1,515</u>	<u>782</u>	<u>0</u>

COUNTY LEGISLATOR  
1ST DISTRICT  
4 YEAR TERM  
INDEPENDENCE PRIMARY

<u>LEGISLATIVE DISTRICT OR TOWN</u>	<u>ELECTION DISTRICT</u>	<u>TOTAL VOTERS</u>	<u>DICK YOLEVICH</u>	
			<u>1C</u>	<u>SCATTER</u>
Ogden				
	3/7/16	3	1	2
	5/8/12	5	4	1
Ogden		<u>8</u>	<u>5</u>	<u>3</u>
Parma				
	1/4/5/6/7/11	20	14	6
	2/3/8/9/10/12/13/14/15	32	26	5
Parma		<u>52</u>	<u>40</u>	<u>11</u>
Sweden				
	1/3/4/7	12	10	2
Sweden		<u>12</u>	<u>10</u>	<u>2</u>
GRAND TOTAL:		<u><u>72</u></u>	<u><u>55</u></u>	<u><u>16</u></u>

COUNTY LEGISLATOR  
8TH DISTRICT  
4 YEAR TERM  
INDEPENDENCE PRIMARY

LEGISLATIVE DISTRICT OR TOWN	ELECTION DISTRICT	TOTAL VOTERS	DAVE MALTA	
			1C	SCATTER
Webster	1/2/4/5/14/24/25/27/30/31/38/40	49	18	30
	3/9/10/13/17/19/20/23/28/29/32/33/34/36/41/42	81	25	56
GRAND TOTAL:		130	43	86

COUNTY LEGISLATOR  
 16TH DISTRICT  
 4 YEAR TERM  
 INDEPENDENCE PRIMARY

LEGISLATIVE DISTRICT OR TOWN	ELECTION DISTRICT	TOTAL VOTERS	PETER W. KELDERHOUSE 1C	VINCENT J. ESPOSITO 2C	SCATTER
Irondequoit	1/3/9/14/18/25/28/33/34/40/44/53/57/59/60/68	49	12	31	0
	4/7/8/10/15/16/20/22/27/30/42/46/49/51/62/63	63	20	30	1
GRAND TOTAL:		<u>112</u>	<u>32</u>	<u>61</u>	<u>1</u>

TOWN OF HENRIETTA  
SUPERVISOR  
INDEPENDENCE PRIMARY

LEGISLATIVE DISTRICT OR TOWN	ELECTION DISTRICT	TOTAL VOTERS	JAMES R. BREESE	MICHAEL B. YUDELSON	SCATTER
			1C	2C	
Henrietta	1/26	208	2	4	0
	2/19/20/35	254	0	8	0
	3/30	109	1	2	0
	4/5/32	189	0	2	0
	6/15	156	1	4	0
	7/22	176	0	2	0
	8/18	153	1	2	0
	9/14/24/33	177	3	6	0
	10/12/17/25	316	4	7	0
	11/16/23/34	156	1	9	0
	13/29	77	0	1	0
	21/28	151	1	2	0
	27/31	128	2	2	0
GRAND TOTAL:		<u>2,250</u>	<u>16</u>	<u>51</u>	<u>0</u>

TOWN OF HENRIETTA  
TOWN JUSTICE  
INDEPENDENCE PRIMARY  
(VOTE FOR 3)

LEGISLATIVE DISTRICT OR TOWN	ELECTION DISTRICT	TOTAL VOTERS	LA MARR J. JACKSON <u>3C</u>	JOHN G. PERICAK <u>4C</u>	STEVEN M. DONSKY <u>5C</u>	JAMES J. PIAMPIANO <u>6C</u>	<u>SCATTER</u>
Henrietta	1/26	624	4	2	5	3	0
	2/19/20/35	762	4	3	4	2	0
	3/30	327	2	3	3	1	0
	4/5/32	567	0	1	1	2	0
	6/15	468	2	3	3	2	0
	7/22	528	2	0	2	2	0
	8/18	459	1	1	0	1	0
	9/14/24/33	531	8	5	5	2	0
	10/12/17/25	948	5	3	5	8	0
	11/16/23/34	468	7	4	6	4	0
	13/29	231	0	0	0	0	0
	21/28	453	1	2	3	1	0
	27/31	384	3	1	1	3	0
GRAND TOTAL:		<u><u>6,750</u></u>	<u><u>39</u></u>	<u><u>28</u></u>	<u><u>38</u></u>	<u><u>31</u></u>	<u><u>0</u></u>

TOWN OF IRONDEQUOIT  
SUPERVISOR  
INDEPENDENCE PRIMARY

LEGISLATIVE DISTRICT OR TOWN	ELECTION DISTRICT	TOTAL VOTERS	JIM TURNER 3C	SCATTER
Irondequoit	1/3/9/14/18/25/28/33/34/40/44/53/57/59/60/68	49	20	12
	2/6/13/17/21/24/26/31/32/36/38/39/45/47/48/50/54/55/56/58/64/66/69/70	37	27	5
	4/7/8/10/15/16/20/22/27/30/42/46/49/51/62/63	63	31	17
	5/11/12/19/23/29/35/37/41/43/52/61/65/67/71/72	37	22	9
GRAND TOTAL:		<u>186</u>	<u>100</u>	<u>43</u>



TOWN OF IRONDEQUOIT  
TOWN JUSTICE  
INDEPENDENCE PRIMARY

LEGISLATIVE DISTRICT OR TOWN	ELECTION DISTRICT	TOTAL VOTERS	EDWARD F. KNAAK, JR.  4C	VINCENT M. DINOLFO  5C	SCATTER
Irondequoit	1/3/9/14/18/25/28/33/34/40/44/53/57/59/60/68	49	11	25	0
	2/6/13/17/21/24/26/31/32/36/38/39/45/47/48/50/54/55/56/58/64/66/69/70	37	2	31	1
	4/7/8/10/15/16/20/22/27/30/42/46/49/51/62/63	63	14	39	1
	5/11/12/19/23/29/35/37/41/43/52/61/65/67/71/72	37	16	18	0
GRAND TOTAL:		<u>186</u>	<u>43</u>	<u>113</u>	<u>2</u>

TOWN OF IRONDEQUOIT  
MEMBER OF TOWN COUNCIL  
INDEPENDENCE PRIMARY  
(VOTE FOR 2)

LEGISLATIVE DISTRICT OR TOWN	ELECTION DISTRICT	TOTAL VOTERS	LYDIA V. DZUS 6C	JOHN PERTICONE 7C	SCATTER
Irondequoit	1/3/9/14/18/25/28/33/34/40/44/53/57/59/60/68	98	18	23	17
	2/6/13/17/21/24/26/31/32/36/38/39/45/47/48/50/54/55/56/58/64/66/69/70	74	22	15	16
	4/7/8/10/15/16/20/22/27/30/42/46/49/51/62/63	126	31	27	30
	5/11/12/19/23/29/35/37/41/43/52/61/65/67/71/72	74	19	23	16
GRAND TOTAL:		<u>372</u>	<u>90</u>	<u>88</u>	<u>79</u>

TOWN OF MENDON  
MEMBER OF TOWN COUNCIL  
INDEPENDENCE PRIMARY  
(VOTE FOR 2)

<u>LEGISLATIVE DISTRICT OR TOWN</u>	<u>ELECTION DISTRICT</u>	<u>TOTAL VOTERS</u>	<u>MARVIN VAHUE 2C</u>	<u>SHARI F. STOTTLER 3C</u>	<u>SCATTER</u>
Mendon	1/2/4/8	36	7	12	13
	3/5/6/7/9	18	2	7	6
GRAND TOTAL:		<u>54</u>	<u>9</u>	<u>19</u>	<u>19</u>

TOWN OF PITTSFORD  
TOWN JUSTICE  
INDEPENDENCE PRIMARY

LEGISLATIVE DISTRICT OR TOWN	ELECTION DISTRICT	TOTAL VOTERS	FRED S. GALLINA	MICHAEL J. NOLAN	SCATTER
			1C	2C	
Pittsford					
	1/2/3/5/6/8/9/11/13/14/15/18/20/23/28/29	32	6	26	0
	4/7/10/12/16/17/19/21/22/24/25/26/27/30/31/32/33/34	39	17	22	0
GRAND TOTAL:		71	23	48	0

STATE SUPREME COURT  
7TH JUDICIAL DISTRICT  
SUMMARY

LEGISLATIVE DISTRICT OR TOWN	TOTAL VOTERS	DAVID MURPHY	JOHN J. ARK	JOHN J. ARK	JOHN J. ARK	SCATTER	BLANK AND VOID
		DEM	REP	IND	CON		
Leg. Dist. 06	945	373	334	33	61	1	143
Leg. Dist. 07	524	233	173	23	31	0	64
Leg. Dist. 21	2,715	1,479	725	116	95	1	299
Leg. Dist. 22	1,072	699	124	22	19	0	208
Leg. Dist. 23	3,309	1,709	952	221	127	1	299
Leg. Dist. 24	2,089	1,171	510	114	64	0	230
Leg. Dist. 25	1,813	1,165	283	58	44	0	263
Leg. Dist. 26	1,612	695	513	68	94	0	242
Leg. Dist. 27	2,578	1,590	410	73	68	0	437
Leg. Dist. 28	1,633	820	395	69	71	0	278
Leg. Dist. 29	1,930	1,016	440	64	79	1	330
CITY	20,220	10,950	4,859	861	753	4	2,793
Brighton	7,800	3,254	3,182	556	274	0	534
Chili	6,122	1,892	2,670	273	509	0	778
Clarkson	1,316	345	602	49	108	0	212
East Rochester	1,674	640	594	60	71	0	309
Gates	6,269	2,259	2,510	193	363	0	944
Greece	15,072	4,514	6,727	674	1,260	0	1,897
Hamlin	1,817	378	866	88	141	0	344
Henrietta	6,521	2,021	2,606	328	440	0	1,126
Irondequoit	13,676	5,347	5,009	560	753	2	2,005
Mendon	2,739	922	1,203	144	163	0	307
Ogden	4,019	1,141	1,826	191	366	0	495
Parma	3,602	1,013	1,589	155	283	0	562
Penfield	7,942	2,661	3,486	423	549	0	823
Perinton	10,623	3,438	5,163	452	614	0	956
Pittsford	7,998	2,566	3,934	427	370	1	700
Riga	1,139	257	569	47	98	0	168
Rush	1,066	312	465	54	66	3	166
Sweden	2,309	726	913	100	157	0	413
Webster	10,203	3,417	4,285	514	676	1	1,310
Wheatland	846	250	375	50	82	0	89
TOWNS	112,753	37,353	48,574	5,338	7,343	7	14,138
GRAND TOTAL:	132,973	48,303	53,433	6,199	8,096	11	16,931

STATE SUPREME COURT  
7TH JUDICIAL DISTRICT  
DETAIL

LEGISLATIVE DISTRICT OR TOWN	ELECTION DISTRICT	TOTAL VOTERS	DAVID MURPHY	JOHN J. ARK	JOHN J. ARK	JOHN J. ARK	SCATTER	BLANK AND VOID
			DEM	REP	IND	CON		
Leg. Dist. 06								
	1	240	92	91	7	12	0	38
	2	87	35	27	3	4	0	18
	3	139	42	58	6	11	0	22
	4	167	76	51	8	10	0	22
	5	160	62	48	5	19	0	26
	6	152	66	59	4	5	1	17
Leg. Dist. 06		945	373	334	33	61	1	143
Leg. Dist. 07								
	1	226	92	85	14	13	0	22
	2	171	84	50	5	10	0	22
	3	127	57	38	4	8	0	20
Leg. Dist. 07		524	233	173	23	31	0	64
Leg. Dist. 21								
	1	127	72	30	3	7	0	15
	2	129	50	47	12	8	0	12
	3	51	22	16	3	1	0	9
	4	71	39	18	4	3	0	7
	5/16	148	72	48	11	7	0	10
	6	117	77	24	2	0	0	14
	7	187	89	61	7	10	0	20
	8/28	63	43	10	0	3	0	7
	9	110	63	32	4	2	0	9
	10	191	81	86	7	3	0	14
	11/29-17	50	30	14	1	3	0	2
	12	143	83	41	8	3	0	8
	13	56	44	5	2	0	0	5
	14	207	109	48	9	14	0	27
	15	118	72	31	3	5	0	7
	17	93	45	30	3	1	0	14
	18	69	42	12	0	0	0	15
	19/30	29	17	4	0	1	0	7
	20	60	28	21	4	2	0	5
	21	88	55	16	5	2	0	10
	22	71	40	15	3	4	0	9
	23/32	62	31	15	4	4	0	8
	24	164	85	46	11	4	1	17
	25	80	49	10	0	3	0	18
	26	54	40	5	1	0	0	8
	27	48	28	9	1	2	0	8
	29	29	19	5	3	0	0	2
	31/34	44	29	8	1	0	0	6
	33	56	25	18	4	3	0	6
Leg. Dist. 21		2,715	1,479	725	116	95	1	299
Leg. Dist. 22								
	1	81	38	21	6	3	0	13
	2	15	9	4	0	0	0	2
	3	69	50	4	1	0	0	14
	4	19	12	2	0	0	0	5
	5	57	37	4	1	0	0	15
	6	39	26	3	0	0	0	10
	7	32	23	1	0	2	0	6
	8	59	41	9	1	1	0	7

STATE SUPREME COURT  
7TH JUDICIAL DISTRICT  
DETAIL

LEGISLATIVE DISTRICT OR TOWN	ELECTION DISTRICT	TOTAL VOTERS	DAVID MURPHY	JOHN J. ARK	JOHN J. ARK	JOHN J. ARK	SCATTER	BLANK AND VOID
			DEM	REP	IND	CON		
Leg. Dist. 22								
	9	33	25	0	1	0	0	7
	10	39	33	3	0	1	0	2
	11	76	48	9	0	6	0	13
	12	34	22	3	0	0	0	9
	13	18	13	1	1	0	0	3
	14	67	43	13	1	0	0	10
	15	65	47	7	0	1	0	10
	16	27	19	5	0	0	0	3
	17	27	17	3	1	1	0	5
	18	31	22	1	0	0	0	8
	19	46	31	4	0	0	0	11
	20	59	37	8	1	1	0	12
	21	44	24	5	2	2	0	11
	22	64	39	7	2	0	0	16
	23	39	25	1	3	1	0	9
	24	32	18	6	1	0	0	7
		1,072	699	124	22	19	0	208
Leg. Dist. 22								
Leg. Dist. 23								
	1	61	28	23	5	1	0	4
	2	118	72	18	5	5	0	18
	3	71	45	13	5	1	0	7
	4	178	107	38	11	10	0	12
	5	83	49	23	5	1	0	5
	6	64	36	17	7	0	0	4
	7	114	66	25	7	5	0	11
	8	114	62	36	6	4	0	6
	9	88	50	27	6	1	0	4
	10	94	39	37	6	5	0	7
	11	132	72	39	8	3	0	10
	12	192	105	53	13	7	0	14
	13	100	39	32	11	10	0	8
	14	82	49	23	2	4	0	4
	15	50	30	8	3	3	0	6
	16	99	56	22	10	3	0	8
	17	170	78	46	11	7	0	28
	18	169	77	48	11	15	0	18
	19	131	56	43	5	6	1	20
	20	169	87	51	10	5	0	16
	21	153	68	56	15	7	0	7
	22	114	56	39	7	2	0	10
	23	52	38	8	3	0	0	3
	24	128	70	36	4	4	0	14
	25	235	96	77	24	8	0	30
	26	253	131	80	19	6	0	17
	27	95	47	34	2	4	0	8
		3,309	1,709	952	221	127	1	299
Leg. Dist. 23								
Leg. Dist. 24								
	1	191	108	40	12	9	0	22
	2	135	87	25	11	3	0	9
	3	155	102	31	6	3	0	13
	4	143	84	36	10	1	0	12
	5	155	77	51	10	3	0	14

STATE SUPREME COURT  
7TH JUDICIAL DISTRICT  
DETAIL

LEGISLATIVE DISTRICT OR TOWN	ELECTION DISTRICT	TOTAL VOTERS	DAVID MURPHY	JOHN J. ARK	JOHN J. ARK	JOHN J. ARK	SCATTER	BLANK AND VOID
			DEM	REP	IND	CON		
Leg. Dist. 24								
	6	94	48	31	4	4	0	7
	7	85	45	22	6	2	0	10
	8	128	71	33	8	8	0	8
	9	101	48	34	7	5	0	7
	10	145	103	24	7	2	0	9
	11	77	35	18	2	4	0	18
	12	54	28	11	0	1	0	14
	13	116	65	23	8	5	0	15
	14	123	76	25	5	4	0	13
	15	200	100	46	9	4	0	41
	16	118	62	32	9	5	0	10
	17	69	32	28	0	1	0	8
Leg. Dist. 24		2,089	1,171	510	114	64	0	230
Leg. Dist. 25								
	1	124	75	30	1	2	0	16
	2	89	64	11	1	1	0	12
	3	130	76	13	2	5	0	34
	4	33	19	3	0	1	0	10
	5	50	39	4	0	1	0	6
	6	113	65	22	2	2	0	22
	7	58	43	4	0	0	0	11
	8	95	68	4	0	3	0	20
	9	60	45	4	3	2	0	6
	10	114	91	10	3	0	0	10
	11	51	41	3	2	1	0	4
	12	128	70	31	6	4	0	17
	13	89	59	4	2	2	0	22
	14/24	170	98	44	10	1	0	17
	15	55	40	2	0	2	0	11
	16/23	17	9	4	2	0	0	2
	17	47	34	2	1	2	0	8
	18	147	88	31	7	8	0	13
	19/21	79	39	27	7	1	0	5
	20	11	6	1	2	1	0	1
	22	74	48	15	4	2	0	5
	25	79	48	14	3	3	0	11
Leg. Dist. 25		1,813	1,165	283	58	44	0	263
Leg. Dist. 26								
	1/13	87	42	21	1	3	0	20
	2	38	20	12	1	1	0	4
	3	105	36	47	1	8	0	13
	4	140	44	50	6	15	0	25
	5	111	53	25	8	12	0	13
	7	111	57	26	5	6	0	17
	8	119	58	38	1	3	0	19
	9	147	52	54	9	12	0	20
	10	112	47	40	6	6	0	13
	11	113	41	34	9	7	0	22
	12	176	84	55	6	5	0	26
	14	103	46	28	8	6	0	15
	15	121	64	31	3	4	0	19
	16	126	50	52	3	5	0	16



STATE SUPREME COURT  
7TH JUDICIAL DISTRICT  
DETAIL

LEGISLATIVE DISTRICT OR TOWN	ELECTION DISTRICT	TOTAL VOTERS	DAVID MURPHY	JOHN J. ARK	JOHN J. ARK	JOHN J. ARK	SCATTER	BLANK AND VOID
			DEM	REP	IND	CON		
Leg. Dist. 26								
	17	3	1	0	1	1	0	0
Leg. Dist. 26		1,612	695	513	68	94	0	242
Leg. Dist. 27								
	1	121	75	19	4	5	0	18
	2	122	72	22	3	7	0	18
	3	125	78	25	5	6	0	11
	4	135	84	22	1	6	0	22
	5	127	88	19	1	0	0	19
	6	90	49	22	0	3	0	16
	7	132	74	26	7	5	0	20
	8	88	48	13	5	0	0	22
	9	144	94	22	3	2	0	23
	10	131	73	31	5	2	0	20
	11	123	79	20	3	6	0	15
	12	84	48	12	4	2	0	18
	13	99	68	14	3	1	0	13
	14	91	56	17	2	2	0	14
	15	90	57	12	1	1	0	19
	16	120	75	20	5	0	0	20
	17	44	18	12	3	2	0	9
	18	65	48	6	2	2	0	7
	19	112	72	12	3	6	0	19
	20	71	43	2	2	2	0	22
	21	68	46	8	2	3	0	9
	22	152	106	18	1	1	0	26
	23	51	29	2	3	1	0	16
	27	114	59	23	3	2	0	27
	28	79	51	11	2	1	0	14
Leg. Dist. 27		2,578	1,590	410	73	68	0	437
Leg. Dist. 28								
	1	81	46	22	1	2	0	10
	2	106	51	22	3	6	0	24
	3	48	27	9	2	4	0	6
	4	99	47	26	3	2	0	21
	5	77	33	27	1	2	0	14
	6	86	37	25	5	4	0	15
	7	126	65	37	4	2	0	18
	8	138	75	20	5	3	0	35
	9	52	20	13	5	5	0	9
	10	60	33	11	2	5	0	9
	11	86	37	27	5	3	0	14
	12	49	25	9	2	1	0	12
	13/25	71	35	11	3	7	0	15
	14	51	28	13	1	4	0	5
	15	33	10	12	1	4	0	6
	16	84	44	21	3	2	0	14
	17	25	14	5	1	0	0	5
	18/19	102	59	24	5	5	0	9
	21	95	42	23	7	7	0	16
	22	52	33	6	4	2	0	7
	23/24	112	59	32	6	1	0	14
Leg. Dist. 28		1,633	820	395	69	71	0	278

STATE SUPREME COURT  
7TH JUDICIAL DISTRICT  
DETAIL

LEGISLATIVE DISTRICT OR TOWN	ELECTION DISTRICT	TOTAL VOTERS	DAVID MURPHY	JOHN J. ARK	JOHN J. ARK	JOHN J. ARK	SCATTER	BLANK AND VOID
			DEM	REP	IND	CON		
Leg. Dist. 29								
	1/2	30	20	5	1	1	0	3
	3	56	39	7	2	0	0	8
	4	104	55	22	8	4	0	15
	5/7	102	45	30	4	2	0	21
	6	81	41	19	3	6	0	12
	8	130	72	33	2	3	0	20
	9	74	34	21	2	3	0	14
	10	73	41	12	3	6	0	11
	11	88	36	31	4	4	0	13
	12	64	32	15	5	3	0	9
	13	68	41	10	1	2	0	14
	14	91	43	26	3	5	0	14
	15	50	26	8	0	3	0	13
	16	32	13	5	3	1	0	10
	18	99	45	34	5	4	0	11
	19	66	36	20	2	1	0	7
	20	95	57	19	0	2	0	17
	21	104	62	21	3	8	0	10
	22	86	60	9	3	0	0	14
	23	110	51	14	2	2	0	41
	24	90	44	27	0	6	0	13
	25	172	86	37	6	7	1	35
	26	45	29	9	1	3	0	3
	27	20	8	6	1	3	0	2
Leg. Dist. 29		1,930	1,016	440	64	79	1	330
CITY		20,220	10,950	4,859	861	753	4	2,793
Brighton								
	1	222	98	87	18	6	0	13
	2	129	55	51	12	6	0	5
	3	187	68	83	12	8	0	16
	4	181	102	49	17	5	0	8
	5	180	86	65	20	4	0	5
	6	251	99	103	20	10	0	19
	7	146	61	49	15	12	0	9
	8	183	52	107	13	5	0	6
	9	189	78	76	20	5	0	10
	10	188	64	96	14	4	0	10
	11	250	109	99	13	10	0	19
	12	267	107	116	26	6	0	12
	13	175	60	72	16	11	0	16
	14	84	40	27	8	2	0	7
	15	156	60	65	11	9	0	11
	16	141	23	103	8	4	0	3
	17	109	59	27	7	3	0	13
	18	174	96	55	5	5	0	13
	19	148	61	69	11	4	0	3
	20	89	37	35	3	4	0	10
	21	160	82	52	11	7	0	8
	22	192	61	102	13	6	0	10
	23	170	64	79	10	5	0	12
	24	258	98	103	12	13	0	32
	25	147	75	39	10	7	0	16

STATE SUPREME COURT  
7TH JUDICIAL DISTRICT  
DETAIL

LEGISLATIVE DISTRICT OR TOWN	ELECTION DISTRICT	TOTAL VOTERS	DAVID MURPHY	JOHN J. ARK	JOHN J. ARK	JOHN J. ARK	SCATTER	BLANK AND VOID
			DEM	REP	IND	CON		
Brighton								
	26	156	66	62	5	11	0	12
	27	152	80	62	5	2	0	3
	28	240	86	115	18	8	0	13
	29	131	43	64	13	5	0	6
	30	343	154	123	12	7	0	47
	31	176	65	82	13	4	0	12
	32	217	85	93	20	5	0	14
	33	230	93	101	16	10	0	10
	34	173	65	79	14	7	0	8
	35	141	62	54	15	3	0	7
	36	85	50	15	9	2	0	9
	37	160	78	52	12	2	0	16
	38	181	86	74	9	5	0	7
	39	145	68	49	7	9	0	12
	40	273	103	118	29	6	0	17
	41	152	72	54	9	4	0	13
	42	66	30	22	7	4	0	3
	43	176	67	78	9	9	0	13
	44	59	27	17	3	1	0	11
	45	90	45	23	5	7	0	10
	46	78	34	36	1	2	0	5
Brighton		7,800	3,254	3,182	556	274	0	534
Chili								
	1	188	60	75	6	18	0	29
	2	300	96	130	13	24	0	37
	3/31	211	80	87	9	10	0	25
	4	105	37	40	9	8	0	11
	5	180	64	79	6	9	0	22
	6	216	66	92	10	18	0	30
	7	100	32	39	6	5	0	18
	8	184	44	84	12	25	0	19
	9	216	61	88	14	18	0	35
	10	148	31	73	5	24	0	15
	11	177	53	81	4	15	0	24
	12	150	55	58	2	15	0	20
	13	268	75	126	14	18	0	35
	14	201	46	98	8	27	0	22
	15	163	36	88	10	9	0	20
	16	270	93	119	7	19	0	32
	17	477	139	218	26	35	0	59
	18	172	43	85	8	13	0	23
	19	204	66	91	10	8	0	29
	20	242	89	90	13	24	0	26
	21	176	56	65	7	15	0	33
	22	118	43	48	6	11	0	10
	23	141	39	74	4	8	0	16
	24	302	92	132	14	23	0	41
	25	120	47	45	6	8	0	14
	26	217	73	85	12	21	0	26
	27	183	55	74	8	25	0	21
	28	136	55	50	3	9	0	19
	29	143	43	63	5	13	0	19
	30	78	28	34	2	7	0	7

STATE SUPREME COURT  
7TH JUDICIAL DISTRICT  
DETAIL

LEGISLATIVE DISTRICT OR TOWN	ELECTION DISTRICT	TOTAL VOTERS	DAVID MURPHY	JOHN J. ARK	JOHN J. ARK	JOHN J. ARK	SCATTER	BLANK AND VOID
			DEM	REP	IND	CON		
Chili								
	32	145	37	70	5	15	0	18
	33	191	58	89	9	12	0	23
Chili		6,122	1,892	2,670	273	509	0	778
Clarkson								
	1	227	50	111	14	20	0	32
	2	200	65	83	6	16	0	30
	3	242	77	103	6	15	0	41
	4	280	57	147	8	24	0	44
	5	200	51	87	13	16	0	33
	6	167	45	71	2	17	0	32
Clarkson		1,316	345	602	49	108	0	212
East Rochester								
	1	289	109	100	13	13	0	54
	2	258	90	102	13	6	0	47
	3	281	117	93	10	13	0	48
	4	226	78	80	8	8	0	52
	5	194	69	74	4	11	0	36
	6	189	73	64	7	9	0	36
	7	237	104	81	5	11	0	36
East Rochester		1,674	640	594	60	71	0	309
Gates								
	1	122	45	49	4	11	0	13
	2	188	72	67	8	3	0	38
	3	121	49	44	2	10	0	16
	4	195	64	78	6	19	0	28
	5	279	95	126	5	14	0	39
	6	196	71	79	4	6	0	36
	7	328	109	144	10	17	0	48
	8	170	53	85	2	7	0	23
	9	223	84	74	8	6	0	51
	10	127	49	48	2	10	0	18
	11	159	52	64	5	10	0	28
	12	123	43	48	7	5	0	20
	13	182	69	73	3	9	0	28
	14	166	60	61	4	4	0	37
	15	267	80	109	10	21	0	47
	16	171	64	57	7	14	0	29
	17	154	63	52	5	10	0	24
	18	173	53	78	6	16	0	20
	19	200	76	69	9	17	0	29
	20	195	69	82	6	16	0	22
	21	196	58	93	6	4	0	35
	22	152	51	63	6	13	0	19
	23	183	59	77	7	14	0	26
	24	185	77	69	5	10	0	24
	25	165	68	67	3	3	0	24
	26	212	75	101	4	10	0	22
	27	196	89	65	3	14	0	25
	28	156	72	57	5	4	0	18
	29	179	66	63	11	9	0	30
	30	118	43	36	4	6	0	29
	31	160	51	63	7	15	0	24

STATE SUPREME COURT  
7TH JUDICIAL DISTRICT  
DETAIL

LEGISLATIVE DISTRICT OR TOWN	ELECTION DISTRICT	TOTAL VOTERS	DAVID MURPHY	JOHN J. ARK	JOHN J. ARK	JOHN J. ARK	SCATTER	BLANK AND VOID
			DEM	REP	IND	CON		
Gates								
	32	275	97	124	10	11	0	33
	33	89	36	38	1	6	0	8
	34	137	49	55	5	12	0	16
	35	127	48	52	3	7	0	17
Gates		6,269	2,259	2,510	193	363	0	944
Greece								
	1	133	38	48	7	18	0	22
	2	150	35	76	10	18	0	11
	3	127	40	57	4	15	0	11
	4	106	26	51	4	12	0	13
	5	132	40	57	5	10	0	20
	6	129	44	45	6	15	0	19
	7	157	47	55	14	11	0	30
	8	163	48	64	8	8	0	35
	9	152	57	59	3	13	0	20
	10	145	44	59	12	10	0	20
	11	75	32	24	3	5	0	11
	12	98	35	32	5	7	0	19
	13	128	41	57	4	7	0	19
	14	85	32	30	2	11	0	10
	15	90	28	36	4	12	0	10
	16	108	28	53	7	11	0	9
	17	152	44	64	8	17	0	19
	18	159	48	80	10	7	0	14
	19	145	51	55	13	6	0	20
	20	139	48	52	3	17	0	19
	21	143	52	44	7	14	0	26
	22	122	39	41	6	9	0	27
	23	295	101	111	10	15	0	58
	24	170	51	79	10	14	0	16
	25	160	53	64	11	13	0	19
	26	163	52	65	6	11	0	29
	27	141	36	64	5	11	0	25
	28	128	35	60	3	14	0	16
	29	135	49	53	10	11	0	12
	30	123	39	49	6	9	0	20
	31	176	50	79	9	14	0	24
	32	124	34	51	9	12	0	18
	33	107	26	55	4	10	0	12
	34	165	54	72	7	12	0	20
	35	186	61	77	9	23	0	16
	36	154	46	73	5	9	0	21
	37	96	24	42	4	17	0	9
	38	191	46	103	10	14	0	18
	39	85	23	40	4	6	0	12
	40	151	50	65	7	12	0	17
	41	208	71	74	9	23	0	31
	42	121	43	47	5	10	0	16
	43	124	27	63	5	17	0	12
	44	176	46	90	9	11	0	20
	45	159	39	80	7	15	0	18
	46	102	40	35	2	7	0	18
	47	185	66	73	3	23	0	20

STATE SUPREME COURT  
7TH JUDICIAL DISTRICT  
DETAIL

LEGISLATIVE DISTRICT OR TOWN	ELECTION DISTRICT	TOTAL VOTERS	DAVID MURPHY	JOHN J. ARK	JOHN J. ARK	JOHN J. ARK	SCATTER	BLANK AND VOID
			DEM	REP	IND	CON		
Greece								
	48	129	35	57	2	13	0	22
	49	105	26	51	4	8	0	16
	50	133	39	65	9	13	0	7
	51	86	30	37	5	7	0	7
	52	155	45	69	7	16	0	18
	53	97	28	39	11	6	0	13
	54	147	44	64	8	10	0	21
	55	129	46	54	3	14	0	12
	56	167	45	86	4	12	0	20
	57	124	48	49	6	7	0	14
	58	152	47	64	8	16	0	17
	59	97	41	36	2	8	0	10
	60	102	39	41	2	7	0	13
	61	130	46	47	7	12	0	18
	62	148	43	67	5	9	0	24
	63	193	79	66	7	15	0	26
	64	104	33	45	6	6	0	14
	65	209	62	106	7	6	0	28
	66	76	27	33	2	7	0	7
	67	128	43	53	6	11	0	15
	68	165	42	75	9	23	0	16
	69	111	38	49	6	6	0	12
	70	198	52	111	6	13	0	16
	71	182	52	85	8	16	0	21
	72	155	41	79	6	11	0	18
	73	87	35	32	0	10	0	10
	74	101	34	46	8	3	0	10
	75	104	43	48	1	2	0	10
	76	115	32	63	4	8	0	8
	77	173	47	82	5	13	0	26
	78	133	39	60	4	10	0	20
	79	157	36	86	7	20	0	8
	80	163	34	91	8	18	0	12
	81	109	28	59	3	7	0	12
	82	82	30	29	5	6	0	12
	83	82	30	31	3	7	0	11
	84	170	54	77	7	10	0	22
	85	115	29	60	3	13	0	10
	86	225	53	108	9	18	0	37
	87	135	36	71	6	7	0	15
	88	107	30	51	5	14	0	7
	89	118	31	61	6	8	0	12
	90	127	31	63	2	13	0	18
	91	233	57	115	6	26	0	29
	92	168	38	77	8	12	0	33
	93	215	88	77	11	9	0	30
	94	124	43	48	9	12	0	12
	95	77	30	30	3	3	0	11
	96	133	36	53	5	15	0	24
	97	278	65	162	12	13	0	26
	98	157	46	82	7	10	0	12
	99	155	39	79	9	14	0	14
	100	161	35	83	6	14	0	23

STATE SUPREME COURT  
7TH JUDICIAL DISTRICT  
DETAIL

LEGISLATIVE DISTRICT OR TOWN	ELECTION DISTRICT	TOTAL VOTERS	DAVID MURPHY	JOHN J. ARK	JOHN J. ARK	JOHN J. ARK	SCATTER	BLANK AND VOID
			DEM	REP	IND	CON		
Greece								
	101	82	17	44	4	9	0	8
	102	121	29	62	5	12	0	13
	103	132	32	72	3	18	0	7
	104	159	43	69	14	11	0	22
	105	95	23	51	4	5	0	12
	106	97	26	42	2	8	0	19
	107	87	18	45	6	9	0	9
	108	85	27	31	8	4	0	15
	109	125	40	56	6	11	0	12
Greece		15,072	4,514	6,727	674	1,260	0	1,897
Hamlin								
	1	150	41	66	7	13	0	23
	2	271	53	136	14	14	0	54
	3/11	166	35	86	3	11	0	31
	4	176	34	74	7	14	0	47
	5	149	33	76	3	16	0	21
	6	139	35	57	9	15	0	23
	7	244	51	110	19	20	0	44
	8	141	33	60	12	13	0	23
	9	119	19	61	5	6	0	28
	10	262	44	140	9	19	0	50
Hamlin		1,817	378	866	88	141	0	344
Henrietta								
	1	256	61	126	6	20	0	43
	2	150	38	61	10	9	0	32
	3	87	29	38	4	7	0	9
	4	186	76	75	8	5	0	22
	5	204	54	85	10	19	0	36
	6	203	59	87	6	11	0	40
	7	182	50	69	8	18	0	37
	8	209	66	77	7	8	0	51
	9	117	52	36	1	7	0	21
	10	175	49	66	11	13	0	36
	11	167	54	58	11	8	0	36
	12	188	57	80	16	9	0	26
	13	148	58	46	11	12	0	21
	14	138	41	60	9	7	0	21
	15	205	69	66	9	13	0	48
	16	136	39	62	10	7	0	18
	17	217	76	80	10	21	0	30
	18	195	71	69	8	15	0	32
	19	144	38	64	6	12	0	24
	20	175	45	88	5	11	0	26
	21	178	63	55	10	13	0	37
	22	265	86	108	14	18	0	39
	23	142	41	56	9	8	0	28
	24	206	70	79	11	5	0	41
	25	219	49	100	10	16	0	44
	26	268	72	95	18	31	0	52
	27	262	87	106	7	19	0	43
	28	217	55	107	7	17	0	31
	29	204	78	80	10	14	0	22

STATE SUPREME COURT  
7TH JUDICIAL DISTRICT  
DETAIL

LEGISLATIVE DISTRICT OR TOWN	ELECTION DISTRICT	TOTAL VOTERS	DAVID MURPHY	JOHN J. ARK	JOHN J. ARK	JOHN J. ARK	SCATTER	BLANK AND VOID
			DEM	REP	IND	CON		
Henrietta								
	30	301	102	106	21	18	0	54
	31	116	42	35	6	10	0	23
	32	248	76	119	17	12	0	24
	33	122	38	50	7	7	0	20
	34	111	22	46	6	8	0	29
	35	180	58	71	9	12	0	30
Henrietta		6,521	2,021	2,606	328	440	0	1,126
Irondequoit								
	1	216	89	73	2	12	0	40
	2	162	55	67	5	8	0	27
	3	253	95	84	16	12	0	46
	4	180	63	73	6	9	0	29
	5	170	89	43	7	8	0	23
	6	346	145	131	14	27	0	29
	7	334	119	130	23	23	0	39
	8	227	60	107	11	22	2	25
	9	239	93	86	6	9	0	45
	10	246	78	117	8	15	0	28
	11	113	45	45	5	5	0	13
	12	145	59	47	9	7	0	23
	13	268	132	87	10	10	0	29
	14	293	117	107	9	19	0	41
	15	293	98	131	14	24	0	26
	16	276	112	105	12	16	0	31
	17	128	54	44	9	7	0	14
	18	237	99	91	5	10	0	32
	19	213	102	58	9	13	0	31
	20	192	66	83	8	11	0	24
	21	208	96	64	9	11	0	28
	22	244	93	95	11	15	0	30
	23	201	82	59	12	5	0	43
	24	205	89	73	4	20	0	19
	25	207	84	72	7	16	0	28
	26	122	44	43	4	2	0	29
	27	146	60	53	8	6	0	19
	28	153	57	58	5	11	0	22
	29	145	59	46	6	4	0	30
	30	198	66	95	9	10	0	18
	31	200	89	73	6	8	0	24
	32	196	74	78	11	11	0	22
	33	171	72	58	8	5	0	28
	34	333	105	159	11	18	0	40
	35	127	61	39	10	2	0	15
	36	108	53	31	2	4	0	18
	37	192	77	76	4	8	0	27
	38	124	50	39	3	7	0	25
	39	95	35	33	2	2	0	23
	40	150	54	51	7	7	0	31
	41	211	93	69	8	6	0	35
	42	214	73	89	12	20	0	20
	43	139	56	51	2	9	0	21
	44	439	147	194	18	16	0	64
	45	183	68	77	6	7	0	25



STATE SUPREME COURT  
7TH JUDICIAL DISTRICT  
DETAIL

LEGISLATIVE DISTRICT OR TOWN	ELECTION DISTRICT	TOTAL VOTERS	DAVID MURPHY	JOHN J. ARK	JOHN J. ARK	JOHN J. ARK	SCATTER	BLANK AND VOID
			DEM	REP	IND	CON		
Irondequoit								
	46	186	59	61	9	15	0	42
	47	87	28	37	5	9	0	8
	48	242	87	92	6	20	0	37
	49	194	72	66	13	19	0	24
	50	99	44	22	5	4	0	24
	51	275	101	124	9	14	0	27
	52	199	97	53	13	2	0	34
	53	181	80	43	7	6	0	45
	54	61	24	18	2	8	0	9
	55	209	86	73	11	10	0	29
	56	197	86	70	5	10	0	26
	57	305	114	105	16	10	0	60
	58	212	71	75	8	19	0	39
	59	193	82	59	11	8	0	33
	60	221	90	82	6	13	0	30
	61	277	100	108	12	15	0	42
	62	240	83	96	11	18	0	32
	63	164	66	61	7	6	0	24
	64	116	45	42	5	14	0	10
	65	127	46	46	4	6	0	25
	66	57	26	10	1	2	0	18
	67	189	85	46	8	11	0	39
	68	194	69	80	8	5	0	32
	69	70	35	13	1	2	0	19
	70	72	33	25	0	6	0	8
	71/72	67	31	18	4	4	0	10
Irondequoit		13,676	5,347	5,009	560	753	2	2,005
Mendon								
	1	355	132	149	18	20	0	36
	2	314	109	114	15	19	0	57
	3	393	114	199	19	29	0	32
	4	283	104	114	19	6	0	40
	5	320	94	152	20	24	0	30
	6	318	121	138	14	15	0	30
	7	325	99	162	20	22	0	22
	8	131	51	50	6	8	0	16
	9	300	98	125	13	20	0	44
Mendon		2,739	922	1,203	144	163	0	307
Ogden								
	1	219	68	95	9	18	0	29
	2	224	55	103	9	23	0	34
	3	331	90	154	18	19	0	50
	4	176	48	84	9	19	0	16
	5	232	71	105	12	13	0	31
	6	203	70	86	7	17	0	23
	7	139	45	58	7	6	0	23
	8	189	52	93	7	17	0	20
	9	225	62	94	6	18	0	45
	10	155	40	74	4	19	0	18
	11	164	43	65	14	26	0	16
	12	217	70	93	12	19	0	23
	13	197	70	81	8	19	0	19

STATE SUPREME COURT  
7TH JUDICIAL DISTRICT  
DETAIL

LEGISLATIVE DISTRICT OR TOWN	ELECTION DISTRICT	TOTAL VOTERS	DAVID MURPHY	JOHN J. ARK	JOHN J. ARK	JOHN J. ARK	SCATTER	BLANK AND VOID
			DEM	REP	IND	CON		
Ogden								
	14	148	30	72	6	21	0	19
	15	249	69	100	17	18	0	45
	16	143	23	87	9	9	0	15
	17	174	50	81	9	16	0	18
	18	173	48	82	7	20	0	16
	19	233	87	100	8	16	0	22
	20	<u>228</u>	<u>50</u>	<u>119</u>	<u>13</u>	<u>33</u>	<u>0</u>	<u>13</u>
Ogden		4,019	1,141	1,826	191	366	0	495
Parma								
	1	273	76	120	14	20	0	43
	2	280	94	114	16	15	0	41
	3	185	52	83	4	20	0	26
	4	253	67	113	8	21	0	44
	5	197	52	88	9	15	0	33
	6	110	19	56	5	10	0	20
	7	236	60	111	13	16	0	36
	8	392	120	168	13	25	0	66
	9	241	55	102	10	25	0	49
	10	238	55	103	12	37	0	31
	11	220	58	108	5	16	0	33
	12	195	73	83	9	9	0	21
	13	364	109	155	16	22	0	62
	14	178	56	76	8	15	0	23
	15	<u>240</u>	<u>67</u>	<u>109</u>	<u>13</u>	<u>17</u>	<u>0</u>	<u>34</u>
Parma		3,602	1,013	1,589	155	283	0	562
Penfield								
	1	88	28	34	4	14	0	8
	2	201	72	83	12	12	0	22
	3	174	47	81	10	15	0	21
	4	215	74	84	5	22	0	30
	5	203	82	77	13	16	0	15
	6	158	47	71	10	14	0	16
	7	237	59	107	17	20	0	34
	8	159	55	73	7	8	0	16
	9	282	98	134	18	17	0	15
	10	186	64	76	9	10	0	27
	11	136	43	53	11	8	0	21
	12	221	56	114	12	16	0	23
	13	258	96	98	11	15	0	38
	14	212	63	102	9	16	0	22
	15	240	75	119	11	13	0	22
	16	111	41	41	8	5	0	16
	17	201	69	88	12	13	0	19
	18	161	48	75	10	9	0	19
	19	280	106	126	16	10	0	22
	20	229	69	107	15	19	0	19
	21	213	73	94	11	12	0	23
	22	179	78	67	10	12	0	12
	23	257	96	99	8	28	0	26
	24	254	85	114	11	20	0	24
	25	178	43	94	9	12	0	20
	26	144	36	68	9	5	0	26

STATE SUPREME COURT  
7TH JUDICIAL DISTRICT  
DETAIL

LEGISLATIVE DISTRICT OR TOWN	ELECTION DISTRICT	TOTAL VOTERS	DAVID MURPHY	JOHN J. ARK	JOHN J. ARK	JOHN J. ARK	SCATTER	BLANK AND VOID
			DEM	REP	IND	CON		
Penfield								
	27	241	77	110	12	24	0	18
	28	147	58	65	5	7	0	12
	29	220	81	85	9	19	0	26
	30	262	80	120	13	20	0	29
	31	119	49	46	5	10	0	9
	32	155	57	71	9	4	0	14
	33	214	76	81	11	17	0	29
	34	157	51	66	9	16	0	15
	35	205	81	75	16	13	0	20
	36	136	54	65	3	4	0	10
	37	237	72	118	16	8	0	23
	38	146	41	72	7	7	0	19
	39	101	30	41	4	17	0	9
	40	177	64	73	10	11	0	19
	41	119	37	63	6	5	0	8
	42	129	50	56	10	6	0	7
		<u>7,942</u>	<u>2,661</u>	<u>3,486</u>	<u>423</u>	<u>549</u>	<u>0</u>	<u>823</u>
Penfield								
Perinton								
	1	253	83	131	12	9	0	18
	2	208	63	114	9	8	0	14
	3	201	58	108	9	10	0	16
	4	194	71	85	12	6	0	20
	5	110	42	35	3	6	0	24
	6	231	103	91	8	11	0	18
	7	255	92	103	17	10	0	33
	8	196	60	97	7	20	0	12
	9	264	81	123	14	20	0	26
	10	218	69	100	8	14	0	27
	11	132	55	55	5	5	0	12
	12	180	57	89	12	11	0	11
	13	164	39	94	8	13	0	10
	14	234	91	96	6	17	0	24
	15	124	44	59	4	6	0	11
	16	156	47	87	5	7	0	10
	17	245	88	113	13	12	0	19
	18	198	67	91	17	11	0	12
	19	186	72	77	5	14	0	18
	20	204	61	104	7	16	0	16
	21	201	57	90	10	14	0	30
	22	150	50	72	0	8	0	20
	23	197	48	110	4	11	0	24
	24	339	84	195	11	16	0	33
	25	176	59	77	6	5	0	29
	26	218	68	102	14	18	0	16
	27	162	42	91	4	12	0	13
	28	170	56	80	5	13	0	16
	29	113	32	63	10	5	0	3
	30	183	67	75	9	12	0	20
	31	243	67	136	7	11	0	22
	32	152	55	66	7	10	0	14
	33	210	71	108	9	6	0	16
	34	237	77	112	13	13	0	22
	35	147	56	67	2	10	0	12

STATE SUPREME COURT  
7TH JUDICIAL DISTRICT  
DETAIL

LEGISLATIVE DISTRICT OR TOWN	ELECTION DISTRICT	TOTAL VOTERS	DAVID MURPHY	JOHN J. ARK	JOHN J. ARK	JOHN J. ARK	SCATTER	BLANK AND VOID
			DEM	REP	IND	CON		
Perinton								
	36	102	37	52	0	7	0	6
	37	198	59	84	10	24	0	21
	38	295	116	127	13	6	0	33
	39	212	82	85	6	10	0	29
	40	118	39	61	8	3	0	7
	41	116	30	70	3	7	0	6
	42	161	58	78	5	5	0	15
	43	344	115	154	14	28	0	33
	44	162	62	75	6	7	0	12
	45	305	86	160	10	19	0	30
	46	104	38	43	6	11	0	6
	47	166	57	76	6	16	0	11
	48	127	38	69	7	7	0	6
	49	144	46	79	6	7	0	6
	50	50	27	16	1	0	0	6
	51	170	39	99	9	8	0	15
	52	190	47	103	9	15	0	16
	53	163	55	81	9	12	0	6
	54	267	59	153	18	10	0	27
	55	190	55	113	6	9	0	7
	56	188	61	89	8	13	0	17
Perinton		10,623	3,438	5,163	452	614	0	956
Pittsford								
	1	264	95	118	8	12	0	31
	2	234	94	91	16	13	0	20
	3	420	113	236	19	14	0	38
	4	271	82	130	17	15	0	27
	5	221	91	80	14	12	0	24
	6	190	84	58	9	7	0	32
	7	118	29	60	10	5	0	14
	8	259	40	175	21	15	0	8
	9	301	81	162	22	13	0	23
	10	161	46	88	11	8	0	8
	11	248	84	110	9	10	0	35
	12	214	78	95	9	8	0	24
	13	211	65	105	14	12	0	15
	14	316	84	171	20	10	0	31
	15	117	42	43	2	9	0	21
	16	193	67	93	12	7	0	14
	17	271	124	104	13	12	0	18
	18	217	80	102	6	9	0	20
	19	200	61	91	7	13	0	28
	20	273	85	146	15	8	0	19
	21	242	92	112	14	9	0	15
	22	277	93	138	8	19	0	19
	23	230	73	107	11	16	1	22
	24	265	61	163	24	7	0	10
	25	324	79	188	16	18	0	23
	26	256	83	115	16	20	0	22
	27	211	85	91	8	13	0	14
	28	211	61	109	13	6	0	22
	29	241	71	121	12	10	0	27
	30	206	69	100	10	4	0	23

STATE SUPREME COURT  
7TH JUDICIAL DISTRICT  
DETAIL

LEGISLATIVE DISTRICT OR TOWN	ELECTION DISTRICT	TOTAL VOTERS	DAVID MURPHY	JOHN J. ARK	JOHN J. ARK	JOHN J. ARK	SCATTER	BLANK AND VOID
			DEM	REP	IND	CON		
Pittsford								
	31	216	75	105	15	9	0	12
	32	267	90	130	12	10	0	25
	33	220	67	123	9	12	0	9
	34	<u>133</u>	<u>42</u>	<u>74</u>	<u>5</u>	<u>5</u>	<u>0</u>	<u>7</u>
Pittsford		7,998	2,566	3,934	427	370	1	700
Riga								
	1	245	53	123	12	20	0	37
	2	186	40	95	6	21	0	24
	3	161	39	80	8	10	0	24
	4	213	59	99	7	15	0	33
	5	183	34	99	10	16	0	24
	6	<u>151</u>	<u>32</u>	<u>73</u>	<u>4</u>	<u>16</u>	<u>0</u>	<u>26</u>
Riga		1,139	257	569	47	98	0	168
Rush								
	1	287	78	134	8	20	2	45
	2	222	61	94	9	18	0	40
	3	308	87	143	18	14	1	45
	4	<u>249</u>	<u>86</u>	<u>94</u>	<u>19</u>	<u>14</u>	<u>0</u>	<u>36</u>
Rush		1,066	312	465	54	66	3	166
Sweden								
	1	228	65	71	20	19	0	53
	2	111	37	38	5	7	0	24
	3	290	104	112	10	12	0	52
	4	288	103	115	9	23	0	38
	5	90	31	31	3	7	0	18
	6	243	97	84	9	17	0	36
	7	264	89	105	9	17	0	44
	8	152	33	76	8	12	0	23
	9	139	36	64	3	7	0	29
	10	282	77	117	10	18	0	60
	11	69	20	23	6	5	0	15
	12	<u>153</u>	<u>34</u>	<u>77</u>	<u>8</u>	<u>13</u>	<u>0</u>	<u>21</u>
Sweden		2,309	726	913	100	157	0	413
Webster								
	1	317	98	136	14	17	0	52
	2	213	86	74	12	15	0	26
	3	233	79	112	4	13	0	25
	4	154	60	55	9	5	0	25
	5	258	86	107	11	18	0	36
	6	180	64	80	4	6	0	26
	7	243	91	90	15	12	0	35
	8	210	59	101	9	16	0	25
	9	327	91	159	20	21	0	36
	10	328	94	144	24	31	0	35
	11	173	57	69	10	20	0	17
	12	287	82	138	17	17	0	33
	13	246	81	125	10	9	0	21
	14	263	97	99	14	15	0	38
	15	150	58	62	5	12	0	13
	16	175	64	73	8	12	0	18
	17	197	59	86	6	14	0	32

STATE SUPREME COURT  
7TH JUDICIAL DISTRICT  
DETAIL

LEGISLATIVE DISTRICT OR TOWN	ELECTION DISTRICT	TOTAL VOTERS	DAVID MURPHY	JOHN J. ARK	JOHN J. ARK	JOHN J. ARK	SCATTER	BLANK AND VOID
			DEM	REP	IND	CON		
Webster								
	18	160	48	73	5	9	0	25
	19	344	119	148	18	20	0	39
	20	295	107	107	14	27	0	40
	21	246	77	104	15	16	0	34
	22	224	86	82	11	13	0	32
	23	246	90	98	13	14	0	31
	24	534	191	196	28	40	1	78
	25	207	82	76	12	10	0	27
	26	139	38	66	3	15	0	17
	27	223	78	83	10	17	0	35
	28	216	74	91	10	16	0	25
	29	175	58	66	11	16	0	24
	30	148	67	52	4	4	0	21
	31	277	80	123	9	21	0	44
	32	242	77	112	12	20	0	21
	33	270	97	100	14	18	0	41
	34	141	40	61	10	9	0	21
	35	153	40	64	11	21	0	17
	36	233	67	110	14	18	0	24
	37	270	87	123	15	10	0	35
	38	299	116	119	13	14	0	37
	39	225	72	114	11	10	0	18
	40	352	120	150	19	15	0	48
	41	250	78	112	13	19	0	28
	42	242	80	98	18	13	0	33
	43	138	42	47	9	18	0	22
Webster		10,203	3,417	4,285	514	676	1	1,310
Wheatland								
	1	166	62	64	8	21	0	11
	2	176	46	84	14	16	0	16
	3	205	61	79	18	14	0	33
	4	150	41	62	7	18	0	22
	5	149	40	86	3	13	0	7
Wheatland		846	250	375	50	82	0	89
TOWNS		112,753	37,353	48,574	5,338	7,343	7	14,138
GRAND TOTAL:		132,973	48,303	53,433	6,199	8,096	11	16,931

COUNTY EXECUTIVE  
SUMMARY

LEGISLATIVE DISTRICT OR TOWN	TOTAL VOTERS	MAGGIE BROOKS	MAGGIE BROOKS	MAGGIE BROOKS	PATRICK P. CHRISTOPHER	SCATTER	BLANK AND VOID
		REP	IND	CON	WOR		
Leg. Dist. 06	945	417	58	64	221	3	182
Leg. Dist. 07	524	214	33	28	98	0	151
Leg. Dist. 21	2,715	822	151	119	701	5	917
Leg. Dist. 22	1,072	157	37	35	153	0	690
Leg. Dist. 23	3,309	954	207	111	1,117	8	912
Leg. Dist. 24	2,089	597	103	66	691	4	628
Leg. Dist. 25	1,813	393	89	54	394	6	877
Leg. Dist. 26	1,612	627	95	98	337	0	455
Leg. Dist. 27	2,578	587	123	90	533	4	1,241
Leg. Dist. 28	1,633	518	98	79	283	0	655
Leg. Dist. 29	1,930	587	104	94	302	0	843
CITY	20,220	5,873	1,098	838	4,830	30	7,551
Brighton	7,800	2,940	412	295	1,810	21	2,322
Chili	6,122	2,904	313	502	1,145	3	1,255
Clarkson	1,316	617	69	101	266	0	263
East Rochester	1,674	691	90	91	270	3	529
Gates	6,269	2,870	272	362	933	2	1,830
Greece	15,072	7,220	714	1,225	3,131	13	2,769
Hamlin	1,817	995	107	146	306	0	263
Henrietta	6,521	2,951	424	473	1,348	8	1,317
Irondequoit	13,676	5,780	700	766	2,655	10	3,765
Mendon	2,739	1,253	156	156	469	2	703
Ogden	4,019	1,876	208	354	731	4	846
Parma	3,602	1,737	183	274	629	0	779
Penfield	7,942	3,785	454	544	1,460	14	1,685
Perinton	10,623	5,402	553	614	1,863	12	2,179
Pittsford	7,998	3,893	402	381	1,378	8	1,936
Riga	1,139	556	42	79	249	7	206
Rush	1,066	526	60	77	175	4	224
Sweden	2,309	943	107	157	437	6	659
Webster	10,203	4,693	554	679	1,962	5	2,310
Wheatland	846	386	52	85	180	0	143
TOWNS	112,753	52,018	5,872	7,361	21,397	122	25,983
GRAND TOTAL:	132,973	57,891	6,970	8,199	26,227	152	33,534

COUNTY EXECUTIVE  
DETAIL

LEGISLATIVE DISTRICT OR TOWN	ELECTION DISTRICT	TOTAL VOTERS	MAGGIE	MAGGIE	MAGGIE	PATRICK	SCATTER	BLANK AND VOID
			BROOKS REP	BROOKS IND	BROOKS CON	P. CHRISTOPHER WOR		
Leg. Dist. 06								
	1	240	120	11	14	51	0	44
	2	87	36	7	4	24	1	15
	3	139	72	8	11	20	0	28
	4	167	59	18	12	43	1	34
	5	160	63	5	16	45	0	31
	6	152	67	9	7	38	1	30
		945	417	58	64	221	3	182
Leg. Dist. 07								
	1	226	100	14	9	47	0	56
	2	171	65	13	13	27	0	53
	3	127	49	6	6	24	0	42
		524	214	33	28	98	0	151
Leg. Dist. 21								
	1	127	35	3	10	38	2	39
	2	129	41	10	8	30	0	40
	3	51	17	2	1	11	0	20
	4	71	23	4	6	9	0	29
	5/16	148	48	9	7	50	1	33
	6	117	35	9	0	30	0	43
	7	187	78	7	8	53	0	41
	8/28	63	14	2	3	20	0	24
	9	110	35	8	3	41	0	23
	10	191	71	7	2	46	2	63
	11/29-17	50	15	3	3	2	0	27
	12	143	47	15	2	33	0	46
	13	56	5	4	0	26	0	21
	14	207	58	15	15	54	0	65
	15	118	34	5	7	27	0	45
	17	93	29	6	3	22	0	33
	18	69	19	2	3	10	0	35
	19/30	29	5	2	1	6	0	15
	20	60	21	5	3	19	0	12
	21	88	23	7	3	16	0	39
	22	71	18	5	5	21	0	22
	23/32	62	17	1	5	17	0	22
	24	164	50	7	5	59	0	43
	25	80	18	5	5	17	0	35
	26	54	8	2	2	8	0	34
	27	48	14	2	2	7	0	23
	29	29	9	1	1	6	0	12
	31/34	44	10	1	2	11	0	20
	33	56	25	2	4	12	0	13
		2,715	822	151	119	701	5	917
Leg. Dist. 21								
Leg. Dist. 22								
	1	81	24	5	2	15	0	35
	2	15	2	1	0	0	0	12
	3	69	4	3	1	9	0	52
	4	19	3	0	0	3	0	13
	5	57	5	1	5	8	0	38
	6	39	1	3	0	2	0	33
	7	32	2	0	2	3	0	25



COUNTY EXECUTIVE  
DETAIL

LEGISLATIVE DISTRICT OR TOWN	ELECTION DISTRICT	TOTAL VOTERS	MAGGIE BROOKS	MAGGIE BROOKS	MAGGIE BROOKS	PATRICK P. CHRISTOPHER	SCATTER	BLANK AND VOID
			REP	IND	CON	WOR		
Leg. Dist. 22								
	8	59	10	1	1	11	0	36
	9	33	3	1	1	5	0	23
	10	39	3	1	2	2	0	31
	11	76	9	2	6	14	0	45
	12	34	6	1	0	4	0	23
	13	18	1	1	0	3	0	13
	14	67	9	2	0	11	0	45
	15	65	6	2	2	20	0	35
	16	27	8	0	1	1	0	17
	17	27	4	1	2	3	0	17
	18	31	4	1	0	1	0	25
	19	46	7	1	0	10	0	28
	20	59	15	2	2	7	0	33
	21	44	9	2	3	2	0	28
	22	64	11	1	2	12	0	38
	23	39	4	4	1	3	0	27
	24	32	7	1	2	4	0	18
Leg. Dist. 22		1,072	157	37	35	153	0	690
Leg. Dist. 23								
	1	61	19	3	1	26	0	12
	2	118	14	8	5	44	2	45
	3	71	15	5	0	38	0	13
	4	178	34	14	8	77	1	44
	5	83	24	3	1	30	0	25
	6	64	19	3	2	17	0	23
	7	114	19	10	4	44	0	37
	8	114	35	9	3	40	0	27
	9	88	29	8	2	27	0	22
	10	94	35	5	5	28	0	21
	11	132	39	8	2	47	0	36
	12	192	58	7	3	70	0	54
	13	100	33	7	7	29	1	23
	14	82	23	5	4	32	0	18
	15	50	13	2	3	20	0	12
	16	99	25	6	3	36	1	28
	17	170	57	15	8	48	0	42
	18	169	54	5	11	41	0	58
	19	131	48	12	7	34	1	29
	20	169	40	6	2	60	1	60
	21	153	53	12	5	47	0	36
	22	114	34	3	5	37	0	35
	23	52	11	4	0	19	0	18
	24	128	40	9	4	28	0	47
	25	235	75	17	7	75	1	60
	26	253	72	15	7	98	0	61
	27	95	36	6	2	25	0	26
Leg. Dist. 23		3,309	954	207	111	1,117	8	912
Leg. Dist. 24								
	1	191	41	9	8	81	1	51
	2	135	27	6	5	53	0	44
	3	155	31	6	3	72	0	43
	4	143	46	11	1	53	0	32

COUNTY EXECUTIVE  
DETAIL

LEGISLATIVE DISTRICT OR TOWN	ELECTION DISTRICT	TOTAL VOTERS	MAGGIE	MAGGIE	MAGGIE	PATRICK	SCATTER	BLANK AND VOID
			BROOKS REP	BROOKS IND	BROOKS CON	P. CHRISTOPHER WOR		
Leg. Dist. 24								
	5	155	53	9	6	37	1	49
	6	94	39	5	3	31	0	16
	7	85	25	6	1	32	0	21
	8	128	33	5	9	46	0	35
	9	101	40	5	4	29	0	23
	10	145	22	8	2	61	0	52
	11	77	30	2	5	9	0	31
	12	54	16	1	2	8	1	26
	13	116	33	6	5	45	0	27
	14	123	24	5	2	46	0	46
	15	200	61	10	7	44	0	78
	16	118	38	6	2	35	1	36
	17	69	38	3	1	9	0	18
Leg. Dist. 24		2,089	597	103	66	691	4	628
Leg. Dist. 25								
	1	124	32	7	3	42	1	39
	2	89	14	6	3	12	1	53
	3	130	28	6	6	8	0	82
	4	33	6	1	0	1	0	25
	5	50	10	0	1	6	0	33
	6	113	28	7	2	34	0	42
	7	58	6	3	1	2	0	46
	8	95	10	2	4	8	0	71
	9	60	5	0	3	6	0	46
	10	114	26	2	0	21	0	65
	11	51	8	0	1	12	0	30
	12	128	40	7	3	49	0	29
	13	89	6	8	4	7	0	64
	14/24	170	56	10	3	56	0	45
	15	55	5	2	2	11	0	35
	16/23	17	4	1	0	9	0	3
	17	47	6	2	1	7	0	31
	18	147	38	8	8	37	2	54
	19/21	79	30	5	1	20	2	21
	20	11	1	0	0	6	0	4
	22	74	14	6	3	25	0	26
	25	79	20	6	5	15	0	33
Leg. Dist. 25		1,813	393	89	54	394	6	877
Leg. Dist. 26								
	1/13	87	25	1	5	27	0	29
	2	38	12	2	1	7	0	16
	3	105	53	3	4	30	0	15
	4	140	60	5	17	23	0	35
	5	111	48	7	10	17	0	29
	7	111	42	9	5	27	0	28
	8	119	44	8	2	25	0	40
	9	147	59	13	13	26	0	36
	10	112	46	10	6	20	0	30
	11	113	50	4	8	10	0	41
	12	176	61	8	7	46	0	54
	14	103	33	8	7	31	0	24
	15	121	33	8	6	26	0	48

COUNTY EXECUTIVE  
DETAIL

LEGISLATIVE DISTRICT OR TOWN	ELECTION DISTRICT	TOTAL VOTERS	MAGGIE BROOKS	MAGGIE BROOKS	MAGGIE BROOKS	PATRICK P. CHRISTOPHER	SCATTER	BLANK AND VOID
			REP	IND	CON	WOR		
Leg. Dist. 26	16	126	61	8	6	22	0	29
	17	3	0	1	1	0	0	1
Leg. Dist. 26		1,612	627	95	98	337	0	455
Leg. Dist. 27	1	121	31	6	5	25	0	54
	2	122	32	5	4	26	1	54
	3	125	26	5	9	36	0	49
	4	135	36	7	8	27	0	57
	5	127	35	6	1	30	0	55
	6	90	28	5	4	12	0	41
	7	132	35	5	8	35	0	49
	8	88	22	4	2	10	0	50
	9	144	18	8	3	49	0	66
	10	131	43	4	3	38	0	43
	11	123	25	5	6	30	0	57
	12	84	18	5	0	16	2	43
	13	99	20	6	3	19	0	51
	14	91	22	4	4	20	0	41
	15	90	24	5	3	13	0	45
	16	120	21	5	2	21	0	71
	17	44	11	4	2	10	0	17
	18	65	13	2	2	15	0	33
	19	112	18	4	7	17	0	66
	20	71	12	4	3	7	0	45
	21	68	15	4	1	8	1	39
	22	152	29	9	2	16	0	96
	23	51	6	3	2	13	0	27
	27	114	33	4	5	19	0	53
	28	79	14	4	1	21	0	39
Leg. Dist. 27		2,578	587	123	90	533	4	1,241
Leg. Dist. 28	1	81	25	7	3	10	0	36
	2	106	31	4	6	19	0	46
	3	48	12	2	5	8	0	21
	4	99	31	9	5	11	0	43
	5	77	32	3	2	12	0	28
	6	86	26	5	7	16	0	32
	7	126	47	5	1	21	0	52
	8	138	33	9	4	9	0	83
	9	52	17	3	6	10	0	16
	10	60	17	5	5	11	0	22
	11	86	34	3	0	27	0	22
	12	49	11	1	1	11	0	25
	13/25	71	20	4	10	8	0	29
	14	51	13	3	6	10	0	19
	15	33	11	3	4	3	0	12
	16	84	28	6	2	15	0	33
	17	25	9	1	0	4	0	11
	18/19	102	37	6	2	23	0	34
	21	95	27	10	6	22	0	30
	22	52	15	3	2	6	0	26
	23/24	112	42	6	2	27	0	35

COUNTY EXECUTIVE  
DETAIL

LEGISLATIVE DISTRICT OR TOWN	ELECTION DISTRICT	TOTAL VOTERS	MAGGIE BROOKS	MAGGIE BROOKS	MAGGIE BROOKS	PATRICK P. CHRISTOPHER	SCATTER	BLANK AND VOID
			REP	IND	CON	WOR		
Leg. Dist. 28		1,633	518	98	79	283	0	655
Leg. Dist. 29								
	1/2	30	7	2	2	4	0	15
	3	56	15	6	1	3	0	31
	4	104	29	9	5	19	0	42
	5/7	102	32	2	2	16	0	50
	6	81	29	3	5	10	0	34
	8	130	46	5	6	23	0	50
	9	74	26	3	6	12	0	27
	10	73	22	5	4	7	0	35
	11	88	41	5	4	10	0	28
	12	64	22	4	4	14	0	20
	13	68	14	3	2	10	0	39
	14	91	38	4	4	11	0	34
	15	50	12	1	3	8	0	26
	16	32	7	1	3	8	0	13
	18	99	34	9	2	29	0	25
	19	66	25	2	0	9	0	30
	20	95	21	5	4	22	0	43
	21	104	27	4	9	23	0	41
	22	86	16	3	3	8	0	56
	23	110	21	9	8	14	0	58
	24	90	35	3	7	9	0	36
	25	172	47	14	6	26	0	79
	26	45	11	2	2	6	0	24
	27	20	10	0	2	1	0	7
Leg. Dist. 29		1,930	587	104	94	302	0	843
CITY		20,220	5,873	1,098	838	4,830	30	7,551
Brighton								
	1	222	78	8	7	69	1	59
	2	129	57	5	7	30	0	30
	3	187	81	14	10	30	0	52
	4	181	47	15	7	50	1	61
	5	180	34	12	3	65	0	66
	6	251	84	8	11	71	0	77
	7	146	50	15	11	37	1	32
	8	183	93	10	6	32	1	41
	9	189	61	18	7	52	0	51
	10	188	76	13	5	42	0	52
	11	250	98	15	7	61	0	69
	12	267	88	11	7	73	2	86
	13	175	69	10	10	45	0	41
	14	84	23	7	1	26	0	27
	15	156	67	6	10	42	0	31
	16	141	90	7	6	17	0	21
	17	109	25	6	3	5	0	70
	18	174	62	6	5	53	2	46
	19	148	49	12	6	36	2	43
	20	89	35	4	5	19	0	26
	21	160	45	3	8	40	1	63
	22	192	79	11	8	42	0	52
	23	170	62	5	7	40	0	56

COUNTY EXECUTIVE  
DETAIL

LEGISLATIVE DISTRICT OR TOWN	ELECTION DISTRICT	TOTAL VOTERS	MAGGIE	MAGGIE	MAGGIE	PATRICK	SCATTER	BLANK AND VOID
			BROOKS REP	BROOKS IND	BROOKS CON	P. CHRISTOPHER WOR		
Brighton								
	24	258	126	10	17	38	1	66
	25	147	31	7	4	41	2	62
	26	156	65	14	10	25	0	42
	27	152	56	6	4	37	0	49
	28	240	104	9	7	51	1	68
	29	131	56	5	2	25	0	43
	30	343	152	16	10	52	0	113
	31	176	74	3	0	42	0	57
	32	217	78	15	10	47	0	67
	33	230	87	12	7	60	2	62
	34	173	70	4	8	43	0	48
	35	141	47	10	4	35	0	45
	36	85	28	8	4	29	0	16
	37	160	51	6	3	41	0	59
	38	181	76	5	6	43	0	51
	39	145	46	4	5	36	0	54
	40	273	111	20	7	58	1	76
	41	152	57	9	4	31	0	51
	42	66	20	9	6	18	2	11
	43	176	72	10	7	33	0	54
	44	59	26	3	0	15	0	15
	45	90	25	4	10	20	0	31
	46	78	29	2	3	13	1	30
Brighton		7,800	2,940	412	295	1,810	21	2,322
Chili								
	1	188	80	13	19	37	0	39
	2	300	139	16	22	65	0	58
	3/31	211	101	9	9	40	0	52
	4	105	49	11	4	26	0	15
	5	180	95	7	10	33	0	35
	6	216	98	12	17	35	1	53
	7	100	52	8	8	14	0	18
	8	184	84	9	20	38	0	33
	9	216	99	18	17	37	0	45
	10	148	67	5	27	23	0	26
	11	177	89	11	17	27	0	33
	12	150	73	4	17	29	0	27
	13	268	148	18	15	48	0	39
	14	201	110	9	25	30	0	27
	15	163	95	7	7	28	0	26
	16	270	132	11	16	52	0	59
	17	477	239	29	31	75	0	103
	18	172	83	3	16	31	0	39
	19	204	93	12	9	33	1	56
	20	242	98	11	23	54	0	56
	21	176	72	16	15	27	0	46
	22	118	49	4	10	25	0	30
	23	141	70	7	13	32	0	19
	24	302	125	13	24	69	0	71
	25	120	54	6	8	25	0	27
	26	217	101	10	19	47	0	40
	27	183	84	8	22	36	0	33

COUNTY EXECUTIVE  
DETAIL

LEGISLATIVE DISTRICT OR TOWN	ELECTION DISTRICT	TOTAL VOTERS	MAGGIE	MAGGIE	MAGGIE	PATRICK	SCATTER	BLANK AND VOID
			BROOKS REP	BROOKS IND	BROOKS CON	P. CHRISTOPHER WOR		
Chili								
	28	136	61	4	11	21	0	39
	29	143	66	8	15	27	0	27
	30	78	36	5	7	19	0	11
	32	145	70	3	14	28	0	30
	33	191	92	6	15	34	1	43
		6,122	2,904	313	502	1,145	3	1,255
Clarkson								
	1	227	113	17	16	44	0	37
	2	200	89	10	15	38	0	48
	3	242	108	8	16	52	0	58
	4	280	145	14	21	50	0	50
	5	200	93	12	18	39	0	38
	6	167	69	8	15	43	0	32
		1,316	617	69	101	266	0	263
East Rochester								
	1	289	108	16	17	50	1	97
	2	258	114	16	7	43	0	78
	3	281	119	9	17	38	0	98
	4	226	91	14	11	42	1	67
	5	194	81	10	15	26	0	62
	6	189	78	11	10	32	1	57
	7	237	100	14	14	39	0	70
		1,674	691	90	91	270	3	529
Gates								
	1	122	57	4	10	20	0	31
	2	188	89	8	6	21	0	64
	3	121	49	5	9	22	0	36
	4	195	90	6	20	24	0	55
	5	279	148	7	13	29	0	82
	6	196	96	10	12	24	0	54
	7	328	153	12	22	59	0	82
	8	170	87	8	7	24	0	44
	9	223	98	13	4	26	0	82
	10	127	52	3	8	24	0	40
	11	159	67	5	8	37	0	42
	12	123	53	6	6	16	0	42
	13	182	86	9	8	18	0	61
	14	166	72	10	4	22	0	58
	15	267	131	11	21	31	0	73
	16	171	66	10	12	27	0	56
	17	154	64	11	11	32	0	36
	18	173	81	8	18	31	0	35
	19	200	77	11	16	36	0	60
	20	195	89	11	8	40	0	47
	21	196	111	8	7	22	0	48
	22	152	66	7	12	26	0	41
	23	183	89	7	12	18	0	57
	24	185	89	7	12	17	0	60
	25	165	74	3	4	19	0	65
	26	212	95	10	11	37	0	59
	27	196	80	5	10	34	0	67

COUNTY EXECUTIVE  
DETAIL

LEGISLATIVE DISTRICT OR TOWN	ELECTION DISTRICT	TOTAL VOTERS	MAGGIE BROOKS	MAGGIE BROOKS	MAGGIE BROOKS	PATRICK P. CHRISTOPHER	SCATTER	BLANK AND VOID
			REP	IND	CON	WOR		
Gates								
	28	156	71	6	3	31	0	45
	29	179	71	14	14	31	2	47
	30	118	45	4	9	17	0	43
	31	160	66	8	13	16	0	57
	32	275	137	10	10	51	0	67
	33	89	48	4	4	11	0	22
	34	137	61	5	11	25	0	35
	35	127	62	6	7	15	0	37
Gates		6,269	2,870	272	362	933	2	1,830
Greece								
	1	133	52	10	16	32	0	23
	2	150	75	15	15	30	0	15
	3	127	57	6	14	24	0	26
	4	106	54	5	13	19	0	15
	5	132	56	8	7	32	0	29
	6	129	48	9	17	33	0	22
	7	157	59	14	13	41	0	30
	8	163	73	8	8	28	2	44
	9	152	61	7	11	39	0	34
	10	145	63	9	10	40	0	23
	11	75	26	4	7	20	0	18
	12	98	41	5	8	21	0	23
	13	128	67	8	11	22	0	20
	14	85	27	7	10	21	0	20
	15	90	40	3	8	18	0	21
	16	108	53	6	11	21	0	17
	17	152	76	5	20	22	0	29
	18	159	86	7	7	41	0	18
	19	145	60	13	1	42	0	29
	20	139	58	4	17	28	1	31
	21	143	52	6	15	34	0	36
	22	122	47	5	5	33	0	32
	23	295	133	17	22	41	0	82
	24	170	88	8	12	45	0	17
	25	160	57	11	12	44	0	36
	26	163	65	10	12	35	0	41
	27	141	65	8	13	29	0	26
	28	128	57	6	9	34	0	22
	29	135	50	12	12	29	0	32
	30	123	59	6	9	21	0	28
	31	176	76	6	12	44	0	38
	32	124	57	10	12	27	0	18
	33	107	54	1	9	27	0	16
	34	165	85	8	11	37	0	24
	35	186	78	10	24	31	0	43
	36	154	80	3	10	28	0	33
	37	96	44	3	18	18	0	13
	38	191	113	7	13	28	0	30
	39	85	45	3	5	17	0	15
	40	151	69	7	11	35	0	29
	41	208	88	9	19	51	0	41
	42	121	53	2	10	25	0	31

COUNTY EXECUTIVE  
DETAIL

LEGISLATIVE DISTRICT OR TOWN	ELECTION DISTRICT	TOTAL VOTERS	MAGGIE BROOKS	MAGGIE BROOKS	MAGGIE BROOKS	PATRICK P. CHRISTOPHER	SCATTER	BLANK AND VOID
			REP	IND	CON	WOR		
Greece								
	43	124	74	1	18	19	0	12
	44	176	95	4	13	32	1	31
	45	159	90	10	15	33	0	11
	46	102	38	2	7	24	0	31
	47	185	79	5	20	41	0	40
	48	129	63	3	11	18	0	34
	49	105	49	4	6	27	0	19
	50	133	64	8	12	25	0	24
	51	86	43	5	6	19	0	13
	52	155	82	4	16	26	1	26
	53	97	41	4	13	15	0	24
	54	147	64	4	11	53	0	15
	55	129	57	2	17	29	0	24
	56	167	93	2	14	36	0	22
	57	124	61	5	10	27	0	21
	58	152	66	6	13	37	0	30
	59	97	48	5	10	15	0	19
	60	102	45	3	10	23	0	21
	61	130	55	7	13	29	0	26
	62	148	79	8	8	19	0	34
	63	193	67	6	15	50	0	55
	64	104	51	9	7	19	0	18
	65	209	121	8	6	30	0	44
	66	76	38	3	6	10	0	19
	67	128	56	8	10	29	1	24
	68	165	77	9	19	33	0	27
	69	111	53	2	4	29	1	22
	70	198	115	5	12	32	0	34
	71	182	87	8	19	37	0	31
	72	155	90	7	11	28	0	19
	73	87	42	4	10	16	0	15
	74	101	45	5	1	32	0	18
	75	104	57	4	2	18	0	23
	76	115	68	3	7	21	0	16
	77	173	83	7	14	35	0	34
	78	133	70	2	10	24	0	27
	79	157	81	4	14	28	0	30
	80	163	89	6	18	30	0	20
	81	109	61	2	6	23	0	17
	82	82	38	6	6	17	0	15
	83	82	36	5	8	13	0	20
	84	170	97	6	8	27	0	32
	85	115	63	6	9	16	0	21
	86	225	113	13	16	39	0	44
	87	135	71	8	7	24	0	25
	88	107	48	4	14	24	1	16
	89	118	64	7	5	26	0	16
	90	127	65	4	9	34	0	15
	91	233	113	13	25	49	0	33
	92	168	88	9	15	29	0	27
	93	215	88	17	12	49	0	49
	94	124	53	10	10	23	0	28
	95	77	37	1	3	20	0	16



COUNTY EXECUTIVE  
DETAIL

LEGISLATIVE DISTRICT OR TOWN	ELECTION DISTRICT	TOTAL VOTERS	MAGGIE BROOKS	MAGGIE BROOKS	MAGGIE BROOKS	PATRICK P. CHRISTOPHER	SCATTER	BLANK AND VOID
			REP	IND	CON	WOR		
Greece								
	96	133	57	10	11	27	0	28
	97	278	170	11	16	40	0	41
	98	157	78	6	11	35	2	25
	99	155	85	7	14	33	0	16
	100	161	87	7	13	29	0	25
	101	82	39	4	8	20	2	9
	102	121	62	8	11	30	0	10
	103	132	73	7	15	12	1	24
	104	159	75	10	13	35	0	26
	105	95	54	6	6	23	0	6
	106	97	40	8	9	26	0	14
	107	87	46	1	5	23	0	12
	108	85	40	3	4	22	0	16
	109	125	56	12	9	28	0	20
		15,072	7,220	714	1,225	3,131	13	2,769
Greece								
Hamlin								
	1	150	79	7	13	32	0	19
	2	271	160	21	14	32	0	44
	3/11	166	96	7	15	23	0	25
	4	176	83	10	17	36	0	30
	5	149	88	6	11	28	0	16
	6	139	66	8	15	31	0	19
	7	244	126	20	20	42	0	36
	8	141	71	11	14	20	0	25
	9	119	70	4	5	17	0	23
	10	262	156	13	22	45	0	26
		1,817	995	107	146	306	0	263
Hamlin								
Henrietta								
	1	256	145	11	19	43	0	38
	2	150	75	14	9	33	0	19
	3	87	40	5	6	18	0	18
	4	186	85	9	7	42	0	43
	5	204	92	12	22	41	0	37
	6	203	113	13	8	31	0	38
	7	182	76	13	18	39	0	36
	8	209	87	14	7	49	0	52
	9	117	43	10	8	22	1	33
	10	175	82	16	9	32	0	36
	11	167	65	12	13	37	0	40
	12	188	96	10	11	43	0	28
	13	148	59	11	8	49	0	21
	14	138	69	13	9	26	1	20
	15	205	84	14	11	39	0	57
	16	136	57	13	10	28	0	28
	17	217	76	14	21	62	0	44
	18	195	90	8	17	32	1	47
	19	144	73	5	17	23	0	26
	20	175	88	8	8	35	1	35
	21	178	73	12	12	38	0	43
	22	265	116	16	16	67	0	50
	23	142	65	8	9	35	0	25
	24	206	91	15	9	43	0	48

COUNTY EXECUTIVE  
DETAIL

LEGISLATIVE DISTRICT OR TOWN	ELECTION DISTRICT	TOTAL VOTERS	MAGGIE BROOKS	MAGGIE BROOKS	MAGGIE BROOKS	PATRICK P. CHRISTOPHER	SCATTER	BLANK AND VOID
			REP	IND	CON	WOR		
Henrietta								
	25	219	117	7	19	34	1	41
	26	268	104	21	33	45	0	65
	27	262	116	18	26	45	0	57
	28	217	112	12	20	41	0	32
	29	204	92	14	16	48	0	34
	30	301	129	20	27	67	0	58
	31	116	42	10	8	29	1	26
	32	248	124	12	10	41	1	60
	33	122	55	8	8	34	0	17
	34	111	43	7	8	21	0	32
	35	180	77	19	14	36	1	33
Henrietta		6,521	2,951	424	473	1,348	8	1,317
Irondequoit								
	1	216	105	9	14	40	0	48
	2	162	83	5	10	28	0	36
	3	253	100	13	8	65	0	67
	4	180	90	9	11	29	0	41
	5	170	61	7	13	42	0	47
	6	346	140	19	21	95	0	71
	7	334	137	15	23	66	2	91
	8	227	113	9	18	35	2	50
	9	239	106	8	8	37	0	80
	10	246	110	11	14	61	0	50
	11	113	50	3	6	9	0	45
	12	145	53	8	10	38	0	36
	13	268	87	19	10	65	1	86
	14	293	125	19	16	61	0	72
	15	293	141	12	23	41	0	76
	16	276	109	13	15	63	0	76
	17	128	58	3	9	27	0	31
	18	237	109	12	11	48	0	57
	19	213	76	9	16	50	0	62
	20	192	102	13	11	30	0	36
	21	208	64	20	16	47	0	61
	22	244	98	13	12	49	1	71
	23	201	92	13	5	34	1	56
	24	205	83	6	17	46	0	53
	25	207	83	9	7	37	0	71
	26	122	47	7	4	16	0	48
	27	146	68	5	7	32	0	34
	28	153	66	7	10	25	0	45
	29	145	55	8	7	31	0	44
	30	198	95	11	10	35	0	47
	31	200	82	12	8	50	0	48
	32	196	77	13	10	55	0	41
	33	171	70	9	8	46	1	37
	34	333	171	14	20	42	0	86
	35	127	51	8	4	34	0	30
	36	108	43	7	5	22	0	31
	37	192	89	12	9	23	0	59
	38	124	50	2	4	17	0	51
	39	95	45	3	1	3	0	43

COUNTY EXECUTIVE  
DETAIL

LEGISLATIVE DISTRICT OR TOWN	ELECTION DISTRICT	TOTAL VOTERS	MAGGIE BROOKS	MAGGIE BROOKS	MAGGIE BROOKS	PATRICK P. CHRISTOPHER	SCATTER	BLANK AND VOID
			REP	IND	CON	WOR		
Irondequoit								
	40	150	54	7	6	39	0	44
	41	211	78	13	9	43	0	68
	42	214	94	11	13	52	0	44
	43	139	53	6	8	31	0	41
	44	439	208	21	20	86	0	104
	45	183	83	13	7	30	0	50
	46	186	73	11	17	33	0	52
	47	87	37	4	5	17	0	24
	48	242	97	10	23	46	0	66
	49	194	74	8	17	38	0	57
	50	99	36	4	10	11	0	38
	51	275	125	19	13	56	0	62
	52	199	90	17	6	39	0	47
	53	181	59	8	11	35	0	68
	54	61	21	5	2	14	0	19
	55	209	73	6	14	52	1	63
	56	197	85	9	10	26	1	66
	57	305	130	18	16	40	0	101
	58	212	90	8	15	40	0	59
	59	193	87	15	13	28	0	50
	60	221	99	12	12	48	0	50
	61	277	116	18	15	48	0	80
	62	240	107	11	19	55	0	48
	63	164	69	6	1	29	0	59
	64	116	42	7	12	32	0	23
	65	127	53	4	6	20	0	44
	66	57	18	1	3	11	0	24
	67	189	81	13	12	21	0	62
	68	194	83	10	7	26	0	68
	69	70	28	2	3	5	0	32
	70	72	32	2	5	10	0	23
	71/72	67	21	6	5	20	0	15
Irondequoit		13,676	5,780	700	766	2,655	10	3,765
Mendon								
	1	355	150	28	23	68	0	86
	2	314	124	15	17	56	0	102
	3	393	191	20	27	63	0	92
	4	283	118	13	6	55	1	90
	5	320	158	24	23	50	0	65
	6	318	147	16	17	63	0	75
	7	325	171	20	20	39	1	74
	8	131	55	4	7	21	0	44
	9	300	139	16	16	54	0	75
Mendon		2,739	1,253	156	156	469	2	703
Ogden								
	1	219	96	14	18	30	0	61
	2	224	109	8	25	42	0	40
	3	331	151	25	25	61	0	69
	4	176	94	8	17	27	0	30
	5	232	117	10	10	34	2	59
	6	203	85	8	17	47	0	46
	7	139	54	5	6	33	0	41

COUNTY EXECUTIVE  
DETAIL

LEGISLATIVE DISTRICT OR TOWN	ELECTION DISTRICT	TOTAL VOTERS	MAGGIE BROOKS	MAGGIE BROOKS	MAGGIE BROOKS	PATRICK P. CHRISTOPHER	SCATTER	BLANK AND VOID
			REP	IND	CON	WOR		
Ogden								
	8	189	98	7	16	34	0	34
	9	225	112	10	18	32	0	53
	10	155	78	2	19	32	1	23
	11	164	68	13	24	35	0	24
	12	217	93	16	16	39	0	53
	13	197	91	14	20	34	0	38
	14	148	70	6	24	26	0	22
	15	249	107	19	19	47	1	56
	16	143	88	4	6	19	0	26
	17	174	74	9	12	43	0	36
	18	173	77	4	19	36	0	37
	19	233	110	13	19	32	0	59
	20	228	104	13	24	48	0	39
Ogden		4,019	1,876	208	354	731	4	846
Parma								
	1	273	122	12	26	46	0	67
	2	280	135	10	18	54	0	63
	3	185	95	7	18	32	0	33
	4	253	129	13	22	36	0	53
	5	197	99	14	9	35	0	40
	6	110	61	4	11	16	0	18
	7	236	127	12	18	29	0	50
	8	392	187	20	23	68	0	94
	9	241	102	13	25	46	0	55
	10	238	101	15	30	40	0	52
	11	220	111	11	14	34	0	50
	12	195	92	15	8	44	0	36
	13	364	169	16	20	65	0	94
	14	178	87	8	18	33	0	32
	15	240	120	13	14	51	0	42
Parma		3,602	1,737	183	274	629	0	779
Penfield								
	1	88	35	8	17	10	0	18
	2	201	86	9	17	50	1	38
	3	174	84	13	15	29	0	33
	4	215	91	14	19	48	0	43
	5	203	88	15	16	48	0	36
	6	158	72	13	12	40	0	21
	7	237	112	11	20	45	0	49
	8	159	84	4	10	30	0	31
	9	282	120	19	18	55	2	68
	10	186	82	7	12	31	2	52
	11	136	69	6	10	17	0	34
	12	221	111	11	18	31	0	50
	13	258	120	15	12	32	0	79
	14	212	109	20	15	35	0	33
	15	240	128	12	14	39	2	45
	16	111	48	7	2	32	0	22
	17	201	84	13	10	57	0	37
	18	161	72	11	6	24	2	46
	19	280	129	10	11	54	1	75
	20	229	122	18	19	36	0	34

COUNTY EXECUTIVE  
DETAIL

LEGISLATIVE DISTRICT OR TOWN	ELECTION DISTRICT	TOTAL VOTERS	MAGGIE BROOKS	MAGGIE BROOKS	MAGGIE BROOKS	PATRICK P. CHRISTOPHER	SCATTER	BLANK AND VOID
			REP	IND	CON	WOR		
Penfield								
	21	213	95	16	14	42	0	46
	22	179	68	15	13	40	0	43
	23	257	107	15	23	60	0	52
	24	254	129	15	21	29	0	60
	25	178	102	7	10	30	0	29
	26	144	84	8	3	22	0	27
	27	241	113	11	21	39	0	57
	28	147	74	8	8	24	1	32
	29	220	94	13	20	41	0	52
	30	262	150	16	21	29	2	44
	31	119	50	4	7	23	0	35
	32	155	76	8	3	32	0	36
	33	214	96	10	15	44	0	49
	34	157	78	9	18	27	0	25
	35	205	88	14	15	41	1	46
	36	136	65	8	4	26	0	33
	37	237	132	11	8	36	0	50
	38	146	79	9	7	27	0	24
	39	101	42	3	19	17	0	20
	40	177	84	9	12	38	0	34
	41	119	69	3	5	21	0	21
	42	129	64	6	4	29	0	26
Penfield		7,942	3,785	454	544	1,460	14	1,685
Perinton								
	1	253	123	14	9	46	1	60
	2	208	102	9	7	44	0	46
	3	201	116	5	7	25	0	48
	4	194	96	12	10	34	0	42
	5	110	42	7	8	16	0	37
	6	231	98	13	7	55	0	58
	7	255	112	19	9	49	0	66
	8	196	88	8	18	38	0	44
	9	264	125	12	18	61	0	48
	10	218	112	11	16	30	0	49
	11	132	65	7	7	31	0	22
	12	180	84	11	10	35	2	38
	13	164	100	9	12	18	2	23
	14	234	98	13	16	53	0	54
	15	124	55	4	8	26	0	31
	16	156	82	3	5	30	0	36
	17	245	117	12	12	47	0	57
	18	198	92	15	13	35	0	43
	19	186	88	9	11	30	2	46
	20	204	104	9	15	36	0	40
	21	201	98	10	16	38	0	39
	22	150	73	5	6	33	0	33
	23	197	117	9	10	26	0	35
	24	339	204	15	16	40	1	63
	25	176	78	10	5	39	0	44
	26	218	109	10	16	43	0	40
	27	162	91	7	9	20	0	35
	28	170	90	6	14	31	0	29

COUNTY EXECUTIVE  
DETAIL

LEGISLATIVE DISTRICT OR TOWN	ELECTION DISTRICT	TOTAL VOTERS	MAGGIE	MAGGIE	MAGGIE	PATRICK	SCATTER	BLANK AND VOID
			BROOKS REP	BROOKS IND	BROOKS CON	P. CHRISTOPHER WOR		
Perinton								
	29	113	63	6	7	20	0	17
	30	183	93	12	11	33	0	34
	31	243	137	7	8	50	0	41
	32	152	82	7	10	20	0	33
	33	210	116	10	7	38	0	39
	34	237	112	13	15	43	0	54
	35	147	78	6	12	21	0	30
	36	102	56	1	7	17	0	21
	37	198	94	17	23	31	0	33
	38	295	143	16	7	41	0	88
	39	212	97	14	15	37	0	49
	40	118	64	9	5	17	0	23
	41	116	68	3	7	17	2	19
	42	161	92	8	7	24	0	30
	43	344	171	19	28	70	1	55
	44	162	76	10	6	39	1	30
	45	305	180	16	21	35	0	53
	46	104	51	5	14	18	0	16
	47	166	80	13	16	28	0	29
	48	127	57	11	5	27	0	27
	49	144	78	5	8	26	0	27
	50	50	17	4	1	12	0	16
	51	170	110	11	8	18	0	23
	52	190	100	10	18	18	0	44
	53	163	77	11	10	35	0	30
	54	267	146	14	9	45	0	53
	55	190	107	8	5	40	0	30
	56	188	98	13	14	34	0	29
Perinton		10,623	5,402	553	614	1,863	12	2,179
Pittsford								
	1	264	116	11	12	46	0	79
	2	234	97	11	13	44	0	69
	3	420	242	14	12	45	0	107
	4	271	125	16	18	50	0	62
	5	221	87	17	9	47	0	61
	6	190	86	15	8	26	0	55
	7	118	60	6	5	23	0	24
	8	259	164	11	15	28	0	41
	9	301	160	16	13	46	2	64
	10	161	76	10	9	33	0	33
	11	248	121	9	14	47	0	57
	12	214	93	12	8	42	0	59
	13	211	90	17	11	43	0	50
	14	316	155	19	15	42	1	84
	15	117	50	7	9	19	0	32
	16	193	89	12	7	24	0	61
	17	271	103	16	14	60	0	78
	18	217	102	9	14	35	0	57
	19	200	90	4	16	29	0	61
	20	273	123	11	12	50	2	75
	21	242	117	15	9	45	0	56
	22	277	120	6	17	58	0	76

COUNTY EXECUTIVE  
DETAIL

LEGISLATIVE DISTRICT OR TOWN	ELECTION DISTRICT	TOTAL VOTERS	MAGGIE BROOKS	MAGGIE BROOKS	MAGGIE BROOKS	PATRICK P. CHRISTOPHER	SCATTER	BLANK AND VOID
			REP	IND	CON	WOR		
Pittsford								
	23	230	107	16	18	52	0	37
	24	265	153	14	7	40	2	49
	25	324	177	16	17	33	0	81
	26	256	123	17	15	49	0	52
	27	211	95	7	12	47	0	50
	28	211	119	7	6	36	0	43
	29	241	131	11	10	37	0	52
	30	206	105	14	4	33	0	50
	31	216	107	8	10	44	1	46
	32	267	120	15	10	53	0	69
	33	220	117	10	9	41	0	43
	34	133	73	3	3	31	0	23
Pittsford		7,998	3,893	402	381	1,378	8	1,936
Riga								
	1	245	124	13	18	53	2	35
	2	186	82	8	14	42	2	38
	3	161	82	3	9	30	2	35
	4	213	102	9	14	52	0	36
	5	183	90	5	13	42	0	33
	6	151	76	4	11	30	1	29
Riga		1,139	556	42	79	249	7	206
Rush								
	1	287	151	16	23	38	0	59
	2	222	113	14	15	31	2	47
	3	308	148	12	20	45	2	81
	4	249	114	18	19	61	0	37
Rush		1,066	526	60	77	175	4	224
Sweden								
	1	228	79	10	21	46	0	72
	2	111	44	7	7	18	0	35
	3	290	117	7	12	68	2	84
	4	288	114	13	24	63	2	72
	5	90	32	2	7	12	0	37
	6	243	89	21	17	39	0	77
	7	264	103	10	18	51	0	82
	8	152	68	6	12	33	0	33
	9	139	66	5	7	26	0	35
	10	282	129	14	16	40	0	83
	11	69	24	4	4	17	1	19
	12	153	78	8	12	24	1	30
Sweden		2,309	943	107	157	437	6	659
Webster								
	1	317	125	16	19	67	0	90
	2	213	86	8	15	37	1	66
	3	233	103	11	11	49	0	59
	4	154	62	15	6	28	0	43
	5	258	108	18	20	45	1	66
	6	180	92	7	6	33	0	42
	7	243	102	19	11	60	0	51
	8	210	103	12	16	39	0	40

COUNTY EXECUTIVE  
DETAIL

LEGISLATIVE DISTRICT OR TOWN	ELECTION DISTRICT	TOTAL VOTERS	MAGGIE BROOKS	MAGGIE BROOKS	MAGGIE BROOKS	PATRICK P. CHRISTOPHER	SCATTER	BLANK AND VOID
			REP	IND	CON	WOR		
Webster								
	9	327	157	17	24	59	0	70
	10	328	137	29	27	71	1	63
	11	173	68	6	17	49	0	33
	12	287	155	16	21	51	0	44
	13	246	130	7	10	51	0	48
	14	263	106	14	12	58	0	73
	15	150	72	6	14	25	1	32
	16	175	81	12	14	32	0	36
	17	197	95	8	16	38	0	40
	18	160	87	4	6	22	0	41
	19	344	166	24	22	50	0	82
	20	295	133	19	21	64	0	58
	21	246	126	14	21	42	1	42
	22	224	96	15	16	55	0	42
	23	246	103	14	16	54	0	59
	24	534	219	29	36	138	0	112
	25	207	84	11	11	37	0	64
	26	139	64	8	13	26	0	28
	27	223	92	17	15	40	0	59
	28	216	96	12	15	49	0	44
	29	175	68	5	11	44	0	47
	30	148	66	6	6	26	0	44
	31	277	141	9	19	46	0	62
	32	242	117	8	16	40	0	61
	33	270	120	11	23	56	0	60
	34	141	77	8	5	17	0	34
	35	153	71	9	21	26	0	26
	36	233	117	11	15	40	0	50
	37	270	138	18	12	46	0	56
	38	299	143	16	15	50	0	75
	39	225	129	6	13	36	0	41
	40	352	175	20	18	46	0	93
	41	250	123	14	19	38	0	56
	42	242	100	18	16	61	0	47
	43	138	60	7	19	21	0	31
Webster		10,203	4,693	554	679	1,962	5	2,310
Wheatland								
	1	166	74	6	21	33	0	32
	2	176	92	7	16	39	0	22
	3	205	87	19	16	44	0	39
	4	150	56	8	16	40	0	30
	5	149	77	12	16	24	0	20
Wheatland		846	386	52	85	180	0	143
TOWNS		112,753	52,018	5,872	7,361	21,397	122	25,983
GRAND TOTAL:		132,973	57,891	6,970	8,199	26,227	152	33,534



FAMILY COURT JUDGE  
SUMMARY

LEGISLATIVE DISTRICT OR TOWN	TOTAL VOTERS	SIDNEY T. FARBER	JOSEPH G. NESSER	JOSEPH G. NESSER	JOSEPH G. NESSER	SIDNEY T. FARBER	SCATTER	BLANK AND VOID
		DEM	REP	IND	CON	WOR		
Leg. Dist. 06	945	375	329	34	68	47	1	91
Leg. Dist. 07	524	226	175	25	26	11	0	61
Leg. Dist. 21	2,715	1,415	642	103	107	147	0	301
Leg. Dist. 22	1,072	653	129	25	24	28	0	213
Leg. Dist. 23	3,309	1,846	736	159	118	189	3	258
Leg. Dist. 24	2,089	1,115	470	76	56	181	1	190
Leg. Dist. 25	1,813	1,060	265	42	43	105	0	298
Leg. Dist. 26	1,612	711	489	59	103	80	0	170
Leg. Dist. 27	2,578	1,450	432	84	88	132	4	388
Leg. Dist. 28	1,633	782	402	70	79	65	0	235
Leg. Dist. 29	1,930	968	438	70	79	80	0	295
CITY	20,220	10,601	4,507	747	791	1,065	9	2,500
Brighton	7,800	4,145	2,270	273	256	279	3	574
Chili	6,122	2,118	2,441	256	517	189	2	599
Clarkson	1,316	387	554	64	106	37	0	168
East Rochester	1,674	699	546	55	62	51	1	260
Gates	6,269	2,362	2,463	197	358	151	0	738
Greece	15,072	5,020	6,213	605	1,234	655	1	1,344
Hamlin	1,817	426	835	82	147	84	0	243
Henrietta	6,521	2,187	2,395	302	436	244	0	957
Irondequoit	13,676	5,800	4,700	587	710	356	5	1,518
Mendon	2,739	1,005	1,073	124	156	71	0	310
Ogden	4,019	1,212	1,726	180	363	126	0	412
Parma	3,602	1,056	1,614	160	278	104	0	390
Penfield	7,942	3,400	2,930	352	512	249	0	499
Perinton	10,623	3,998	4,620	395	607	230	2	771
Pittsford	7,998	3,193	3,373	323	360	165	0	584
Riga	1,139	280	539	54	91	44	0	131
Rush	1,066	349	412	38	79	50	0	138
Sweden	2,309	723	875	102	147	79	0	383
Webster	10,203	3,884	3,970	438	648	306	1	956
Wheatland	846	276	331	32	79	38	0	90
TOWNS	112,753	42,520	43,880	4,619	7,146	3,508	15	11,065
GRAND TOTAL:	132,973	53,121	48,387	5,366	7,937	4,573	24	13,565

FAMILY COURT JUDGE  
DETAIL

LEGISLATIVE DISTRICT OR TOWN	ELECTION DISTRICT	TOTAL VOTERS	SIDNEY T. FARBER	JOSEPH G. NESSER	JOSEPH G. NESSER	JOSEPH G. NESSER	SIDNEY T. FARBER	SCATTER	BLANK AND VOID
			DEM	REP	IND	CON	WOR		
Leg. Dist. 06									
	1	240	100	95	5	13	9	0	18
	2	87	40	24	3	3	6	0	11
	3	139	44	59	7	12	2	0	15
	4	167	64	49	12	10	15	0	17
	5	160	64	47	4	21	9	0	15
	6	<u>152</u>	<u>63</u>	<u>55</u>	<u>3</u>	<u>9</u>	<u>6</u>	<u>1</u>	<u>15</u>
Leg. Dist. 06		945	375	329	34	68	47	1	91
Leg. Dist. 07									
	1	226	96	83	12	11	2	0	22
	2	171	79	47	11	9	8	0	17
	3	<u>127</u>	<u>51</u>	<u>45</u>	<u>2</u>	<u>6</u>	<u>1</u>	<u>0</u>	<u>22</u>
Leg. Dist. 07		524	226	175	25	26	11	0	61
Leg. Dist. 21									
	1	127	64	33	3	8	4	0	15
	2	129	68	33	5	5	7	0	11
	3	51	23	14	2	1	2	0	9
	4	71	30	23	4	5	0	0	9
	5/16	148	80	36	6	7	9	0	10
	6	117	64	19	1	1	9	0	23
	7	187	88	59	6	6	10	0	18
	8/28	63	36	11	2	3	5	0	6
	9	110	59	31	5	4	6	0	5
	10	191	104	58	3	3	5	0	18
	11/29-17	50	25	15	2	3	2	0	3
	12	143	74	35	14	4	6	0	10
	13	56	40	5	2	0	6	0	3
	14	207	103	44	5	19	11	0	25
	15	118	60	30	3	7	5	0	13
	17	93	46	24	3	2	9	0	9
	18	69	38	14	3	1	0	0	13
	19/30	29	14	3	1	0	4	0	7
	20	60	32	14	3	2	4	0	5
	21	88	49	14	6	3	6	0	10
	22	71	33	13	5	4	4	0	12
	23/32	62	32	12	1	6	4	0	7
	24	164	80	48	7	2	12	0	15
	25	80	47	7	1	3	6	0	16
	26	54	33	8	1	0	2	0	10
	27	48	23	10	1	3	3	0	8
	29	29	18	4	2	1	0	0	4
	31/34	44	25	9	3	1	4	0	2
	33	<u>56</u>	<u>27</u>	<u>16</u>	<u>3</u>	<u>3</u>	<u>2</u>	<u>0</u>	<u>5</u>
Leg. Dist. 21		2,715	1,415	642	103	107	147	0	301
Leg. Dist. 22									
	1	81	44	18	5	2	2	0	10
	2	15	10	3	0	1	0	0	1
	3	69	47	4	0	1	3	0	14
	4	19	12	4	0	0	0	0	3
	5	57	34	5	2	0	2	0	14

FAMILY COURT JUDGE  
DETAIL

LEGISLATIVE DISTRICT OR TOWN	ELECTION DISTRICT	TOTAL VOTERS	SIDNEY T. FARBER	JOSEPH G. NESSER	JOSEPH G. NESSER	JOSEPH G. NESSER	SIDNEY T. FARBER	SCATTER	BLANK AND VOID
			DEM	REP	IND	CON	WOR		
Leg. Dist. 22									
	6	39	28	1	0	0	0	0	10
	7	32	23	0	0	1	0	0	8
	8	59	35	8	0	0	3	0	13
	9	33	24	0	0	0	2	0	7
	10	39	33	3	0	1	0	0	2
	11	76	43	12	2	5	1	0	13
	12	34	20	2	0	1	0	0	11
	13	18	0	1	1	0	0	0	16
	14	67	39	11	2	2	1	0	12
	15	65	45	5	1	0	4	0	10
	16	27	16	6	0	1	1	0	3
	17	27	16	3	2	1	1	0	4
	18	31	20	1	1	1	1	0	7
	19	46	27	7	1	0	0	0	11
	20	59	34	8	1	2	2	0	12
	21	44	23	9	3	1	2	0	6
	22	64	46	5	0	0	1	0	12
	23	39	19	6	2	3	0	0	9
	24	32	15	7	2	1	2	0	5
Leg. Dist. 22		1,072	653	129	25	24	28	0	213
Leg. Dist. 23									
	1	61	32	15	3	1	5	0	5
	2	118	74	15	5	6	9	0	9
	3	71	38	11	5	2	10	0	5
	4	178	108	34	6	8	11	0	11
	5	83	50	19	3	2	2	0	7
	6	64	40	16	4	1	0	0	3
	7	114	62	19	11	4	8	0	10
	8	114	69	24	6	4	4	1	6
	9	88	57	18	3	2	3	0	5
	10	94	45	26	5	5	8	0	5
	11	132	76	27	9	3	8	0	9
	12	192	125	38	9	3	2	0	15
	13	100	44	30	4	6	5	0	11
	14	82	49	18	1	5	3	0	6
	15	50	29	7	1	4	3	0	6
	16	99	59	16	6	3	8	0	7
	17	170	81	41	10	8	10	0	20
	18	169	90	41	7	10	7	0	14
	19	131	71	27	4	6	6	1	16
	20	169	92	35	7	6	19	0	10
	21	153	76	42	10	2	18	0	5
	22	114	68	19	3	3	9	0	12
	23	52	36	7	2	0	4	0	3
	24	128	79	25	3	4	5	0	12
	25	235	116	62	15	9	11	1	21
	26	253	136	75	10	7	6	0	19
	27	95	44	29	7	4	5	0	6
Leg. Dist. 23		3,309	1,846	736	159	118	189	3	258

FAMILY COURT JUDGE  
DETAIL

LEGISLATIVE DISTRICT OR TOWN	ELECTION DISTRICT	TOTAL VOTERS	SIDNEY T. FARBER	JOSEPH G. NESSER	JOSEPH G. NESSER	JOSEPH G. NESSER	SIDNEY T. FARBER	SCATTER	BLANK AND VOID
			DEM	REP	IND	CON	WOR		
Leg. Dist. 24									
	1	191	114	20	10	8	24	0	15
	2	135	88	25	5	1	10	0	6
	3	155	88	32	5	3	18	0	9
	4	143	76	38	7	2	11	0	9
	5	155	88	37	7	2	6	0	15
	6	94	47	31	0	1	9	0	6
	7	85	41	26	8	2	3	1	4
	8	128	72	27	5	8	9	0	7
	9	101	40	33	6	4	8	0	10
	10	145	86	18	2	2	24	0	13
	11	77	34	23	1	3	0	0	16
	12	54	25	14	3	0	3	0	9
	13	116	52	24	4	8	21	0	7
	14	123	68	23	1	2	14	0	15
	15	200	96	44	8	7	9	0	36
	16	118	69	25	4	2	12	0	6
	17	69	31	30	0	1	0	0	7
		2,089	1,115	470	76	56	181	1	190
Leg. Dist. 24									
Leg. Dist. 25									
	1	124	76	24	4	1	4	0	15
	2	89	51	10	0	1	6	0	21
	3	130	69	12	5	6	5	0	33
	4	33	17	3	1	1	2	0	9
	5	50	32	6	0	0	1	0	11
	6	113	54	17	1	1	15	0	25
	7	58	37	3	0	0	2	0	16
	8	95	58	6	3	2	1	0	25
	9	60	39	4	1	4	1	0	11
	10	114	80	14	0	0	6	0	14
	11	51	29	4	2	1	6	0	9
	12	128	63	30	7	0	17	0	11
	13	89	56	6	1	3	2	0	21
	14/24	170	95	43	2	2	15	0	13
	15	55	38	1	0	3	0	0	13
	16/23	17	6	4	2	0	4	0	1
	17	47	29	4	0	1	0	0	13
	18	147	78	31	6	10	8	0	14
	19/21	79	53	18	1	1	1	0	5
	20	11	6	0	2	1	0	0	2
	22	74	47	8	2	2	8	0	7
	25	79	47	17	2	3	1	0	9
		1,813	1,060	265	42	43	105	0	298
Leg. Dist. 25									
Leg. Dist. 26									
	1/13	87	44	20	3	4	6	0	10
	2	38	21	11	1	1	1	0	3
	3	105	36	39	4	8	9	0	9
	4	140	48	49	5	18	5	0	15
	5	111	50	28	7	12	2	0	12
	7	111	51	32	5	6	4	0	13
	8	119	67	29	4	2	3	0	14

FAMILY COURT JUDGE  
DETAIL

LEGISLATIVE DISTRICT OR TOWN	ELECTION DISTRICT	TOTAL VOTERS	SIDNEY T. FARBER	JOSEPH G. NESSER	JOSEPH G. NESSER	JOSEPH G. NESSER	SIDNEY T. FARBER	SCATTER	BLANK AND VOID
			DEM	REP	IND	CON	WOR		
Leg. Dist. 26									
	9	147	55	48	7	12	11	0	14
	10	112	49	32	5	7	7	0	12
	11	113	49	42	4	6	3	0	9
	12	176	96	51	3	5	3	0	18
	14	103	41	30	6	6	10	0	10
	15	121	60	26	2	7	7	0	19
	16	126	43	52	3	8	8	0	12
	17	3	1	0	0	1	1	0	0
Leg. Dist. 26		1,612	711	489	59	103	80	0	170
Leg. Dist. 27									
	1	121	66	23	4	6	6	0	16
	2	122	61	25	3	7	7	1	18
	3	125	67	23	7	6	12	0	10
	4	135	76	24	3	7	10	0	15
	5	127	72	21	2	3	9	0	20
	6	90	51	18	2	4	1	0	14
	7	132	79	23	3	8	11	0	8
	8	88	44	18	2	2	3	0	19
	9	144	88	18	2	6	10	1	19
	10	131	69	32	6	2	8	0	14
	11	123	74	21	3	5	2	0	18
	12	84	40	13	3	1	8	0	19
	13	99	58	15	4	1	4	0	17
	14	91	52	21	4	1	3	0	10
	15	90	44	18	5	4	1	0	18
	16	120	81	12	6	0	3	0	18
	17	44	21	10	3	1	3	0	6
	18	65	44	7	1	3	2	0	8
	19	112	62	13	4	5	3	2	23
	20	71	38	8	0	4	0	0	21
	21	68	45	7	2	3	2	0	9
	22	152	100	14	2	0	10	0	26
	23	51	26	3	2	3	5	0	12
	27	114	48	30	6	4	7	0	19
	28	79	44	15	5	2	2	0	11
Leg. Dist. 27		2,578	1,450	432	84	88	132	4	388
Leg. Dist. 28									
	1	81	40	21	2	3	4	0	11
	2	106	59	24	5	7	0	0	11
	3	48	23	10	3	4	2	0	6
	4	99	47	25	4	5	2	0	16
	5	77	33	29	1	1	2	0	11
	6	86	34	26	4	5	4	0	13
	7	126	63	38	5	1	4	0	15
	8	138	80	21	4	2	2	0	29
	9	52	22	12	6	5	1	0	6
	10	60	25	12	4	4	3	0	12
	11	86	37	24	3	2	7	0	13
	12	49	25	10	1	2	1	0	10
	13/25	71	30	14	1	10	4	0	12

FAMILY COURT JUDGE  
DETAIL

LEGISLATIVE DISTRICT OR TOWN	ELECTION DISTRICT	TOTAL VOTERS	SIDNEY T. FARBER	JOSEPH G. NESSER	JOSEPH G. NESSER	JOSEPH G. NESSER	SIDNEY T. FARBER	SCATTER	BLANK AND VOID
			DEM	REP	IND	CON	WOR		
Leg. Dist. 28									
	14	51	25	15	0	5	3	0	3
	15	33	10	10	1	2	4	0	6
	16	84	34	25	3	5	7	0	10
	17	25	13	5	1	1	0	0	5
	18/19	102	49	29	6	4	3	0	11
	21	95	46	21	5	6	5	0	12
	22	52	29	7	3	3	1	0	9
	23/24	112	58	24	8	2	6	0	14
Leg. Dist. 28		1,633	782	402	70	79	65	0	235
Leg. Dist. 29									
	1/2	30	15	4	1	3	1	0	6
	3	56	35	9	1	0	4	0	7
	4	104	53	20	7	5	7	0	12
	5/7	102	49	26	3	3	5	0	16
	6	81	43	21	3	5	1	0	8
	8	130	54	43	2	6	7	0	18
	9	74	32	20	3	5	2	0	12
	10	73	42	12	2	5	2	0	10
	11	88	41	32	3	3	0	0	9
	12	64	29	16	6	3	1	0	9
	13	68	42	8	2	1	2	0	13
	14	91	41	25	2	5	6	0	12
	15	50	23	9	1	2	2	0	13
	16	32	12	7	2	1	2	0	8
	18	99	47	28	2	6	4	0	12
	19	66	32	19	2	0	2	0	11
	20	95	53	16	2	3	6	0	15
	21	104	55	15	4	6	10	0	14
	22	86	53	12	4	0	2	0	15
	23	110	52	14	7	3	5	0	29
	24	90	47	26	3	4	1	0	9
	25	172	82	42	6	7	6	0	29
	26	45	26	11	0	1	1	0	6
	27	20	10	3	2	2	1	0	2
Leg. Dist. 29		1,930	968	438	70	79	80	0	295
CITY		20,220	10,601	4,507	747	791	1,065	9	2,500
Brighton									
	1	222	117	61	9	5	10	0	20
	2	129	58	44	5	7	3	0	12
	3	187	89	63	8	7	5	0	15
	4	181	108	37	7	3	11	0	15
	5	180	126	24	3	3	15	0	9
	6	251	126	72	11	11	11	0	20
	7	146	63	38	10	12	11	0	12
	8	183	85	71	6	5	3	0	13
	9	189	100	52	13	3	9	0	12
	10	188	93	68	4	4	5	1	13
	11	250	125	77	9	7	14	0	18
	12	267	156	68	13	7	4	0	19

FAMILY COURT JUDGE  
DETAIL

LEGISLATIVE DISTRICT OR TOWN	ELECTION DISTRICT	TOTAL VOTERS	SIDNEY T. FARBER	JOSEPH G. NESSER	JOSEPH G. NESSER	JOSEPH G. NESSER	SIDNEY T. FARBER	SCATTER	BLANK AND VOID
			DEM	REP	IND	CON	WOR		
Brighton									
	13	175	89	45	6	11	3	0	21
	14	84	55	15	2	1	5	0	6
	15	156	61	58	7	9	9	0	12
	16	141	50	75	2	6	2	0	6
	17	109	89	7	2	2	0	0	9
	18	174	102	44	5	4	6	0	13
	19	148	89	28	3	5	11	1	11
	20	89	54	21	1	5	1	0	7
	21	160	97	41	4	4	6	0	8
	22	192	91	71	7	7	3	0	13
	23	170	99	47	5	4	7	0	8
	24	258	96	101	11	13	7	0	30
	25	147	89	30	4	6	6	0	12
	26	156	63	60	5	12	3	0	13
	27	152	98	38	2	1	5	0	8
	28	240	132	74	8	7	9	1	9
	29	131	62	47	7	4	2	0	9
	30	343	164	115	9	9	14	0	32
	31	176	96	53	5	1	7	0	14
	32	217	122	63	5	5	9	0	13
	33	230	122	76	8	7	4	0	13
	34	173	80	62	3	9	9	0	10
	35	141	83	34	4	3	5	0	12
	36	85	40	24	9	1	2	0	9
	37	160	100	31	5	4	7	0	13
	38	181	110	46	7	4	5	0	9
	39	145	77	36	7	8	9	0	8
	40	273	159	78	9	5	3	0	19
	41	152	89	43	4	4	4	0	8
	42	66	38	16	6	4	0	0	2
	43	176	84	60	5	8	6	0	13
	44	59	29	17	1	0	3	0	9
	45	90	44	19	5	8	4	0	10
	46	78	46	20	2	1	2	0	7
Brighton		7,800	4,145	2,270	273	256	279	3	574
Chili									
	1	188	67	66	8	17	6	0	24
	2	300	106	117	13	24	10	0	30
	3/31	211	76	94	5	11	10	0	15
	4	105	33	42	11	8	4	0	7
	5	180	73	77	5	7	3	0	15
	6	216	78	83	7	17	7	1	23
	7	100	28	38	7	8	5	0	14
	8	184	67	66	9	23	5	0	14
	9	216	69	82	14	19	2	0	30
	10	148	33	67	5	23	10	0	10
	11	177	63	74	6	14	4	0	16
	12	150	49	61	4	17	0	0	19
	13	268	96	112	7	17	6	0	30
	14	201	55	85	12	26	6	0	17

FAMILY COURT JUDGE  
DETAIL

LEGISLATIVE DISTRICT OR TOWN	ELECTION DISTRICT	TOTAL VOTERS	SIDNEY T. FARBER	JOSEPH G. NESSER	JOSEPH G. NESSER	JOSEPH G. NESSER	SIDNEY T. FARBER	SCATTER	BLANK AND VOID
			DEM	REP	IND	CON	WOR		
Chili									
	15	163	52	79	5	7	5	0	15
	16	270	103	108	11	13	9	0	26
	17	477	151	200	27	38	16	0	45
	18	172	49	74	10	15	1	0	23
	19	204	83	75	12	7	6	0	21
	20	242	96	83	9	23	11	0	20
	21	176	82	51	3	13	4	0	23
	22	118	52	38	5	11	4	0	8
	23	141	46	59	2	12	8	0	14
	24	302	106	112	15	31	8	0	30
	25	120	46	49	3	9	3	0	10
	26	217	68	84	12	22	5	0	26
	27	183	62	70	4	23	7	0	17
	28	136	49	53	7	9	5	0	13
	29	143	47	58	5	14	3	0	16
	30	78	20	40	4	7	5	0	2
	32	145	48	63	4	16	6	0	8
	33	191	65	81	5	16	5	1	18
Chili		6,122	2,118	2,441	256	517	189	2	599
Clarkson									
	1	227	68	100	17	16	5	0	21
	2	200	60	82	10	15	4	0	29
	3	242	85	97	6	18	5	0	31
	4	280	77	130	10	20	8	0	35
	5	200	53	82	13	18	6	0	28
	6	167	44	63	8	19	9	0	24
Clarkson		1,316	387	554	64	106	37	0	168
East Rochester									
	1	289	124	90	8	10	7	1	49
	2	258	103	95	8	5	8	0	39
	3	281	122	97	7	11	4	0	40
	4	226	85	69	10	9	7	0	46
	5	194	88	60	5	10	7	0	24
	6	189	79	53	5	6	7	0	39
	7	237	98	82	12	11	11	0	23
East Rochester		1,674	699	546	55	62	51	1	260
Gates									
	1	122	46	47	4	11	4	0	10
	2	188	77	72	6	3	7	0	23
	3	121	51	43	4	6	3	0	14
	4	195	63	84	3	21	4	0	20
	5	279	119	111	4	14	4	0	27
	6	196	64	88	8	9	3	0	24
	7	328	110	149	6	21	11	0	31
	8	170	53	77	5	6	7	0	22
	9	223	91	77	13	7	3	0	32
	10	127	54	41	1	7	3	0	21
	11	159	61	57	11	8	9	0	13
	12	123	43	44	6	7	4	0	19



FAMILY COURT JUDGE  
DETAIL

LEGISLATIVE DISTRICT OR TOWN	ELECTION DISTRICT	TOTAL VOTERS	SIDNEY T. FARBER	JOSEPH G. NESSER	JOSEPH G. NESSER	JOSEPH G. NESSER	SIDNEY T. FARBER	SCATTER	BLANK AND VOID
			DEM	REP	IND	CON	WOR		
Gates									
	13	182	58	61	9	12	1	0	41
	14	166	61	70	7	4	2	0	22
	15	267	97	110	10	18	5	0	27
	16	171	68	69	6	12	2	0	14
	17	154	65	54	5	10	3	0	17
	18	173	51	82	6	18	4	0	12
	19	200	77	69	13	14	2	0	25
	20	195	77	72	9	13	4	0	20
	21	196	63	85	5	6	4	0	33
	22	152	47	65	5	12	4	0	19
	23	183	68	73	5	10	3	0	24
	24	185	76	63	1	12	10	0	23
	25	165	76	59	4	4	3	0	19
	26	212	84	91	3	15	2	0	17
	27	196	89	61	4	13	7	0	22
	28	156	70	64	3	2	1	0	16
	29	179	77	60	6	9	8	0	19
	30	118	41	39	1	5	8	0	24
	31	160	54	57	8	10	5	0	26
	32	275	107	120	6	9	5	0	28
	33	89	40	34	2	5	2	0	6
	34	137	40	60	6	16	2	0	13
	35	127	44	55	2	9	2	0	15
Gates		6,269	2,362	2,463	197	358	151	0	738
Greece									
	1	133	40	42	6	19	8	0	18
	2	150	47	62	7	18	7	0	9
	3	127	44	45	6	13	9	0	10
	4	106	34	39	5	15	2	0	11
	5	132	45	49	6	12	8	0	12
	6	129	42	42	7	16	8	0	14
	7	157	51	49	13	12	16	0	16
	8	163	51	65	8	6	12	0	21
	9	152	47	57	5	13	18	0	12
	10	145	51	53	6	10	14	0	11
	11	75	32	22	4	5	6	0	6
	12	98	29	35	3	8	14	0	9
	13	128	45	56	4	8	2	0	13
	14	85	33	30	3	11	1	0	7
	15	90	34	27	4	8	4	0	13
	16	108	35	41	5	11	6	0	10
	17	152	48	65	4	18	6	0	11
	18	159	61	62	7	7	4	1	17
	19	145	44	57	7	6	16	0	15
	20	139	36	53	6	22	9	0	13
	21	143	52	52	5	10	5	0	19
	22	122	46	44	5	8	4	0	15
	23	295	113	102	12	10	15	0	43
	24	170	54	72	14	12	3	0	15
	25	160	66	50	9	10	14	0	11

FAMILY COURT JUDGE  
DETAIL

LEGISLATIVE DISTRICT OR TOWN	ELECTION DISTRICT	TOTAL VOTERS	SIDNEY T. FARBER	JOSEPH G. NESSER	JOSEPH G. NESSER	JOSEPH G. NESSER	SIDNEY T. FARBER	SCATTER	BLANK AND VOID
			DEM	REP	IND	CON	WOR		
Greece	26	163	65	58	11	9	7	0	13
	27	141	42	63	8	11	5	0	12
	28	128	43	48	6	13	7	0	11
	29	135	52	51	10	10	6	0	6
	30	123	51	38	7	7	4	0	16
	31	176	62	68	10	11	14	0	11
	32	124	39	51	8	10	6	0	10
	33	107	22	58	6	11	2	0	8
	34	165	63	69	5	8	5	0	15
	35	186	53	71	9	24	13	0	16
	36	154	47	75	3	8	7	0	14
	37	96	33	35	4	17	2	0	5
	38	191	63	95	4	12	3	0	14
	39	85	23	38	4	6	8	0	6
	40	151	58	59	6	12	4	0	12
	41	208	78	70	6	21	12	0	21
	42	121	53	39	3	9	5	0	12
	43	124	32	59	1	21	2	0	9
	44	176	64	79	6	12	5	0	10
	45	159	47	79	11	12	4	0	6
	46	102	41	35	3	9	6	0	8
	47	185	64	71	1	25	9	0	15
	48	129	36	56	3	15	5	0	14
	49	105	33	43	3	6	7	0	13
	50	133	36	61	8	13	3	0	12
	51	86	35	28	4	7	2	0	10
	52	155	51	65	5	16	4	0	14
	53	97	33	37	6	8	3	0	10
	54	147	54	52	7	9	12	0	13
	55	129	45	58	2	14	1	0	9
	56	167	59	71	5	14	5	0	13
	57	124	45	50	6	9	6	0	8
	58	152	48	61	5	17	7	0	14
	59	97	39	35	2	8	4	0	9
	60	102	34	40	4	8	6	0	10
	61	130	46	46	8	12	5	0	13
	62	148	53	64	1	7	8	0	15
	63	193	72	66	6	13	17	0	19
	64	104	38	42	7	6	4	0	7
	65	209	70	92	7	6	7	0	27
	66	76	29	33	4	5	1	0	4
	67	128	40	61	4	10	3	0	10
	68	165	53	61	8	23	3	0	17
	69	111	44	48	5	5	4	0	5
	70	198	59	92	6	16	7	0	18
	71	182	67	70	4	18	3	0	20
	72	155	57	68	6	9	5	0	10
	73	87	32	32	1	11	4	0	7
	74	101	42	36	7	5	6	0	5
	75	104	36	45	5	3	6	0	9
	76	115	34	60	6	7	6	0	2

FAMILY COURT JUDGE  
DETAIL

LEGISLATIVE DISTRICT OR TOWN	ELECTION DISTRICT	TOTAL VOTERS	SIDNEY T. FARBER	JOSEPH G. NESSER	JOSEPH G. NESSER	JOSEPH G. NESSER	SIDNEY T. FARBER	SCATTER	BLANK AND VOID
			DEM	REP	IND	CON	WOR		
Greece									
	77	173	57	75	6	13	6	0	16
	78	133	41	59	1	13	9	0	10
	79	157	53	67	4	20	4	0	9
	80	163	39	89	3	17	4	0	11
	81	109	36	49	4	5	4	0	11
	82	82	29	27	3	6	8	0	9
	83	82	32	27	3	5	2	0	13
	84	170	62	79	3	10	1	0	15
	85	115	31	58	2	12	5	0	7
	86	225	74	97	8	13	10	0	23
	87	135	47	59	5	7	4	0	13
	88	107	30	46	6	14	1	0	10
	89	118	38	51	5	6	3	0	15
	90	127	25	70	4	13	6	0	9
	91	233	71	101	6	25	8	0	22
	92	168	56	66	10	11	5	0	20
	93	215	100	75	10	11	6	0	13
	94	124	39	53	6	11	7	0	8
	95	77	30	31	4	2	5	0	5
	96	133	27	58	9	15	5	0	19
	97	278	71	150	6	19	7	0	25
	98	157	50	73	6	8	9	0	11
	99	155	44	73	6	14	4	0	14
	100	161	46	76	5	12	4	0	18
	101	82	29	35	4	7	2	0	5
	102	121	34	56	6	12	3	0	10
	103	132	38	63	4	18	1	0	8
	104	159	53	74	10	9	3	0	10
	105	95	25	47	5	7	4	0	7
	106	97	25	45	3	9	4	0	11
	107	87	20	46	0	9	5	0	7
	108	85	34	31	4	4	4	0	8
	109	125	39	54	6	11	1	0	14
Greece		15,072	5,020	6,213	605	1,234	655	1	1,344
Hamlin									
	1	150	34	71	8	13	10	0	14
	2	271	66	125	11	20	12	0	37
	3/11	166	37	82	3	14	6	0	24
	4	176	29	74	8	15	11	0	39
	5	149	43	61	7	14	11	0	13
	6	139	40	56	7	12	11	0	13
	7	244	68	105	15	20	8	0	28
	8	141	33	65	11	14	7	0	11
	9	119	19	65	6	3	2	0	24
	10	262	57	131	6	22	6	0	40
Hamlin		1,817	426	835	82	147	84	0	243
Henrietta									
	1	256	56	134	11	19	7	0	29
	2	150	47	50	7	13	8	0	25
	3	87	31	33	2	8	3	0	10

FAMILY COURT JUDGE  
DETAIL

LEGISLATIVE DISTRICT OR TOWN	ELECTION DISTRICT	TOTAL VOTERS	SIDNEY T. FARBER	JOSEPH G. NESSER	JOSEPH G. NESSER	JOSEPH G. NESSER	SIDNEY T. FARBER	SCATTER	BLANK AND VOID
			DEM	REP	IND	CON	WOR		
Henrietta									
	4	186	97	57	6	5	3	0	18
	5	204	60	75	9	18	10	0	32
	6	203	63	72	11	8	8	0	41
	7	182	56	58	6	16	5	0	41
	8	209	71	72	9	6	8	0	43
	9	117	56	30	4	6	6	0	15
	10	175	57	60	8	10	14	0	26
	11	167	55	53	7	15	9	0	28
	12	188	62	74	14	10	9	0	19
	13	148	60	50	6	10	9	0	13
	14	138	44	54	5	7	7	0	21
	15	205	65	65	12	15	5	0	43
	16	136	48	52	9	5	7	0	15
	17	217	87	77	7	19	5	0	22
	18	195	70	68	8	11	7	0	31
	19	144	39	59	8	17	4	0	17
	20	175	53	77	4	12	8	0	21
	21	178	62	54	11	12	10	0	29
	22	265	113	99	9	15	4	0	25
	23	142	40	60	6	10	4	0	22
	24	206	71	66	15	6	14	0	34
	25	219	64	86	7	17	9	0	36
	26	268	80	91	21	27	8	0	41
	27	262	92	106	9	19	4	0	32
	28	217	60	91	9	21	6	0	30
	29	204	72	75	12	11	8	0	26
	30	301	106	94	18	21	10	0	52
	31	116	39	39	7	9	5	0	17
	32	248	100	96	12	9	4	0	27
	33	122	35	56	4	8	4	0	15
	34	111	25	43	3	7	5	0	28
	35	180	51	69	6	14	7	0	33
Henrietta		6,521	2,187	2,395	302	436	244	0	957
Irondequoit									
	1	216	82	75	2	14	7	0	36
	2	162	70	58	6	9	0	0	19
	3	253	108	78	14	13	11	0	29
	4	180	70	67	7	11	5	0	20
	5	170	92	34	6	8	11	0	19
	6	346	147	129	15	21	14	0	20
	7	334	151	110	12	19	6	0	36
	8	227	79	94	11	20	3	2	18
	9	239	104	71	11	8	2	0	43
	10	246	98	93	12	13	4	0	26
	11	113	35	56	5	4	2	0	11
	12	145	58	55	7	12	5	0	8
	13	268	140	80	13	10	9	0	16
	14	293	134	87	14	14	12	0	32
	15	293	115	116	9	25	9	0	19
	16	276	129	92	11	14	6	0	24

FAMILY COURT JUDGE  
DETAIL

LEGISLATIVE DISTRICT OR TOWN	ELECTION DISTRICT	TOTAL VOTERS	SIDNEY T. FARBER	JOSEPH G. NESSER	JOSEPH G. NESSER	JOSEPH G. NESSER	SIDNEY T. FARBER	SCATTER	BLANK AND VOID
			DEM	REP	IND	CON	WOR		
Irondequoit	17	128	53	45	11	6	1	0	12
	18	237	99	86	12	13	3	0	24
	19	213	108	58	8	9	10	0	20
	20	192	77	76	14	8	2	0	15
	21	208	95	65	11	12	7	0	18
	22	244	91	88	14	13	10	1	27
	23	201	82	70	10	4	6	0	29
	24	205	93	65	6	17	3	0	21
	25	207	85	75	8	14	2	0	23
	26	122	50	36	6	2	5	0	23
	27	146	61	56	3	5	6	0	15
	28	153	65	48	4	13	6	0	17
	29	145	70	42	4	4	5	0	20
	30	198	83	77	10	8	7	0	13
	31	200	96	72	6	7	6	0	13
	32	196	88	69	12	8	7	0	12
	33	171	75	56	10	3	6	0	21
	34	333	119	144	6	18	6	0	40
	35	127	61	37	9	4	5	0	11
	36	108	49	33	8	4	2	1	11
	37	192	71	78	4	9	1	0	29
	38	124	56	38	5	4	2	0	19
	39	95	45	32	1	1	1	0	15
	40	150	68	46	9	6	1	0	20
	41	211	96	61	8	7	7	0	32
	42	214	75	83	8	17	11	0	20
	43	139	59	44	6	7	5	0	18
	44	439	177	181	14	20	9	0	38
	45	183	78	64	11	5	0	0	25
	46	186	74	55	9	14	4	0	30
	47	87	37	34	2	8	2	0	4
	48	242	106	80	10	19	5	0	22
	49	194	94	53	8	17	9	0	13
	50	99	43	27	4	5	3	0	17
	51	275	119	98	12	10	5	0	31
	52	199	104	55	12	1	4	0	23
	53	181	81	45	4	8	7	0	36
	54	61	24	19	4	6	3	0	5
	55	209	76	82	10	12	4	0	25
	56	197	82	71	8	10	1	1	24
	57	305	134	95	18	10	6	0	42
	58	212	79	80	6	18	8	0	21
	59	193	83	65	5	10	2	0	28
	60	221	90	75	8	13	4	0	31
	61	277	103	106	17	14	5	0	32
	62	240	101	80	9	20	7	0	23
	63	164	66	62	9	7	4	0	16
	64	116	40	41	6	11	6	0	12
	65	127	51	44	5	4	2	0	21
	66	57	25	17	3	2	1	0	9
	67	189	80	56	7	13	4	0	29

FAMILY COURT JUDGE  
DETAIL

LEGISLATIVE DISTRICT OR TOWN	ELECTION DISTRICT	TOTAL VOTERS	SIDNEY T. FARBER	JOSEPH G. NESSER	JOSEPH G. NESSER	JOSEPH G. NESSER	SIDNEY T. FARBER	SCATTER	BLANK AND VOID
			DEM	REP	IND	CON	WOR		
Irondequoit									
	68	194	73	80	12	5	2	0	22
	69	70	43	13	0	2	1	0	11
	70	72	28	25	1	4	4	0	10
	71/72	67	27	22	5	4	5	0	4
		13,676	5,800	4,700	587	710	356	5	1,518
Mendon									
	1	355	136	143	15	21	7	0	33
	2	314	121	103	11	20	4	0	55
	3	393	127	176	20	25	6	0	39
	4	283	117	94	11	5	13	0	43
	5	320	105	134	13	27	11	0	30
	6	318	132	127	12	13	15	0	19
	7	325	121	131	22	19	7	0	25
	8	131	49	48	4	7	6	0	17
	9	300	97	117	16	19	2	0	49
		2,739	1,005	1,073	124	156	71	0	310
Mendon									
Ogden									
	1	219	70	78	7	20	6	0	38
	2	224	60	96	10	23	8	0	27
	3	331	99	140	24	22	9	0	37
	4	176	53	83	5	19	12	0	4
	5	232	72	105	9	10	10	0	26
	6	203	76	82	7	17	5	0	16
	7	139	51	57	6	4	5	0	16
	8	189	58	89	3	16	7	0	16
	9	225	65	94	9	17	5	0	35
	10	155	40	68	6	24	1	0	16
	11	164	48	62	11	25	4	0	14
	12	217	67	97	9	18	8	0	18
	13	197	62	83	11	16	5	0	20
	14	148	43	61	5	21	8	0	10
	15	249	64	108	15	18	7	0	37
	16	143	34	77	8	9	2	0	13
	17	174	62	64	9	15	5	0	19
	18	173	45	81	3	19	11	0	14
	19	233	90	93	10	18	6	0	16
	20	228	53	108	13	32	2	0	20
		4,019	1,212	1,726	180	363	126	0	412
Ogden									
Parma									
	1	273	87	122	7	20	3	0	34
	2	280	90	131	15	15	4	0	25
	3	185	49	84	6	21	4	0	21
	4	253	70	113	13	25	6	0	26
	5	197	57	92	13	14	3	0	18
	6	110	25	57	2	10	4	0	12
	7	236	57	119	14	16	5	0	25
	8	392	129	160	15	26	17	0	45
	9	241	69	108	10	20	6	0	28
	10	238	63	99	8	33	10	0	25

FAMILY COURT JUDGE  
DETAIL

LEGISLATIVE DISTRICT OR TOWN	ELECTION DISTRICT	TOTAL VOTERS	SIDNEY T. FARBER	JOSEPH G. NESSER	JOSEPH G. NESSER	JOSEPH G. NESSER	SIDNEY T. FARBER	SCATTER	BLANK AND VOID
			DEM	REP	IND	CON	WOR		
Parma									
	11	220	59	105	8	17	10	0	21
	12	195	78	71	13	8	5	0	20
	13	364	112	159	17	18	12	0	46
	14	178	54	78	4	18	5	0	19
	15	240	57	116	15	17	10	0	25
Parma		3,602	1,056	1,614	160	278	104	0	390
Penfield									
	1	88	37	26	4	13	4	0	4
	2	201	92	63	11	14	11	0	10
	3	174	69	66	7	14	5	0	13
	4	215	65	95	9	21	12	0	13
	5	203	82	71	13	20	8	0	9
	6	158	51	68	11	12	5	0	11
	7	237	109	80	10	16	8	0	14
	8	159	62	65	3	8	8	0	13
	9	282	128	96	13	17	11	0	17
	10	186	98	62	3	9	3	0	11
	11	136	60	53	4	11	3	0	5
	12	221	86	85	9	16	5	0	20
	13	258	104	97	13	14	6	0	24
	14	212	82	87	7	16	4	0	16
	15	240	96	98	15	11	7	0	13
	16	111	53	32	6	4	8	0	8
	17	201	86	78	8	12	5	0	12
	18	161	97	45	5	5	3	0	6
	19	280	129	107	11	11	7	0	15
	20	229	92	89	12	19	7	0	10
	21	213	104	67	10	13	6	0	13
	22	179	97	51	9	11	4	0	7
	23	257	126	81	10	19	6	0	15
	24	254	92	111	14	18	6	0	13
	25	178	58	83	6	10	6	0	15
	26	144	47	61	6	3	5	0	22
	27	241	127	71	7	22	8	0	6
	28	147	71	50	4	8	3	0	11
	29	220	107	60	9	12	13	0	19
	30	262	106	97	14	19	9	0	17
	31	119	72	30	2	6	2	0	7
	32	155	72	61	8	4	5	0	5
	33	214	79	70	20	18	12	0	15
	34	157	50	62	8	15	8	0	14
	35	205	87	72	11	16	2	0	17
	36	136	70	47	4	3	4	0	8
	37	237	99	106	12	7	4	0	9
	38	146	56	64	3	9	2	0	12
	39	101	44	35	1	14	2	0	5
	40	177	63	76	9	12	7	0	10
	41	119	36	65	4	4	4	0	6
	42	129	59	47	7	6	1	0	9
Penfield		7,942	3,400	2,930	352	512	249	0	499

FAMILY COURT JUDGE  
DETAIL

LEGISLATIVE DISTRICT OR TOWN	ELECTION DISTRICT	TOTAL VOTERS	SIDNEY T. FARBER	JOSEPH G. NESSER	JOSEPH G. NESSER	JOSEPH G. NESSER	SIDNEY T. FARBER	SCATTER	BLANK AND VOID
			DEM	REP	IND	CON	WOR		
Perinton									
	1	253	105	113	6	11	4	1	13
	2	208	83	91	8	7	7	0	12
	3	201	86	92	3	8	5	0	7
	4	194	80	84	6	5	3	0	16
	5	110	44	38	3	7	2	0	16
	6	231	104	84	10	9	5	0	19
	7	255	96	95	17	11	6	0	30
	8	196	70	81	6	21	5	0	13
	9	264	90	111	15	20	8	0	20
	10	218	86	84	9	16	4	0	19
	11	132	63	53	3	5	3	0	5
	12	180	71	71	8	13	4	0	13
	13	164	46	85	6	11	2	0	14
	14	234	89	88	3	19	8	1	26
	15	124	54	51	2	9	1	0	7
	16	156	60	74	4	8	2	0	8
	17	245	100	96	12	11	8	0	18
	18	198	81	81	7	12	3	0	14
	19	186	81	63	6	14	7	0	15
	20	204	75	94	7	15	3	0	10
	21	201	76	80	7	14	8	0	16
	22	150	65	56	4	7	6	0	12
	23	197	62	97	8	8	4	0	18
	24	339	108	172	11	15	9	0	24
	25	176	68	70	6	5	9	0	18
	26	218	89	88	12	15	6	0	8
	27	162	55	79	4	12	5	0	7
	28	170	58	82	3	12	1	0	14
	29	113	34	58	8	5	2	0	6
	30	183	73	72	10	12	3	0	13
	31	243	87	120	3	8	7	0	18
	32	152	58	64	8	10	0	0	12
	33	210	79	100	7	6	5	0	13
	34	237	92	98	5	16	9	0	17
	35	147	50	66	6	10	1	0	14
	36	102	45	42	0	8	1	0	6
	37	198	67	75	13	22	6	0	15
	38	295	123	120	12	8	5	0	27
	39	212	71	87	10	15	2	0	27
	40	118	41	59	5	4	2	0	7
	41	116	44	57	3	5	2	0	5
	42	161	64	69	4	8	8	0	8
	43	344	131	152	11	27	3	0	20
	44	162	66	70	5	10	3	0	8
	45	305	104	144	10	17	4	0	26
	46	104	50	35	3	10	0	0	6
	47	166	57	71	10	11	5	0	12
	48	127	46	55	9	7	3	0	7
	49	144	56	70	4	8	0	0	6
	50	50	25	14	3	1	3	0	4
	51	170	48	91	11	6	1	0	13



FAMILY COURT JUDGE  
DETAIL

LEGISLATIVE DISTRICT OR TOWN	ELECTION DISTRICT	TOTAL VOTERS	SIDNEY T. FARBER	JOSEPH G. NESSER	JOSEPH G. NESSER	JOSEPH G. NESSER	SIDNEY T. FARBER	SCATTER	BLANK AND VOID
			DEM	REP	IND	CON	WOR		
Perinton									
	52	190	55	92	9	13	4	0	17
	53	163	70	67	4	11	2	0	9
	54	267	101	129	10	10	3	0	14
	55	190	61	98	7	9	6	0	9
	56	188	55	92	9	10	2	0	20
		10,623	3,998	4,620	395	607	230	2	771
Pittsford									
	1	264	105	109	9	12	6	0	23
	2	234	105	85	12	12	7	0	13
	3	420	131	204	16	12	8	0	49
	4	271	98	119	12	16	4	0	22
	5	221	94	85	10	13	4	0	15
	6	190	93	59	7	7	2	0	22
	7	118	46	50	6	4	1	0	11
	8	259	96	122	12	19	0	0	10
	9	301	110	142	13	11	6	0	19
	10	161	53	74	10	7	5	0	12
	11	248	109	88	8	10	4	0	29
	12	214	87	81	9	7	4	0	26
	13	211	80	95	9	12	6	0	9
	14	316	121	134	11	10	9	0	31
	15	117	49	44	2	6	6	0	10
	16	193	74	79	8	6	2	0	24
	17	271	138	91	4	12	8	0	18
	18	217	94	83	8	9	4	0	19
	19	200	73	88	6	11	3	0	19
	20	273	117	117	11	8	5	0	15
	21	242	120	88	7	10	6	0	11
	22	277	112	117	9	17	4	0	18
	23	230	83	99	11	20	1	0	16
	24	265	98	134	13	7	2	0	11
	25	324	133	141	10	15	8	0	17
	26	256	92	107	12	14	10	0	21
	27	211	99	77	5	14	9	0	7
	28	211	84	93	14	6	6	0	8
	29	241	91	107	11	6	5	0	21
	30	206	95	83	9	4	3	0	12
	31	216	85	86	12	15	6	0	12
	32	267	108	112	14	9	3	0	21
	33	220	75	111	10	13	4	0	7
	34	133	45	69	3	6	4	0	6
Pittsford		7,998	3,193	3,373	323	360	165	0	584
Riga									
	1	245	56	118	14	19	10	0	28
	2	186	40	94	7	14	9	0	22
	3	161	47	74	6	11	4	0	19
	4	213	60	92	11	16	10	0	24
	5	183	43	90	12	16	5	0	17
	6	151	34	71	4	15	6	0	21

FAMILY COURT JUDGE  
DETAIL

LEGISLATIVE DISTRICT OR TOWN	ELECTION DISTRICT	TOTAL VOTERS	SIDNEY T. FARBER	JOSEPH G. NESSER	JOSEPH G. NESSER	JOSEPH G. NESSER	SIDNEY T. FARBER	SCATTER	BLANK AND VOID
			DEM	REP	IND	CON	WOR		
Riga		1,139	280	539	54	91	44	0	131
Rush									
	1	287	88	121	5	25	11	0	37
	2	222	55	96	13	20	13	0	25
	3	308	115	106	9	20	11	0	47
	4	249	91	89	11	14	15	0	29
Rush		1,066	349	412	38	79	50	0	138
Sweden									
	1	228	63	77	14	16	8	0	50
	2	111	33	34	6	7	7	0	24
	3	290	97	118	11	12	12	0	40
	4	288	97	115	13	21	8	0	34
	5	90	31	29	4	7	0	0	19
	6	243	94	76	16	12	6	0	39
	7	264	96	100	9	17	5	0	37
	8	152	30	68	5	13	9	0	27
	9	139	39	59	4	9	8	0	20
	10	282	81	106	14	15	9	0	57
	11	69	19	24	4	4	2	0	16
	12	153	43	69	2	14	5	0	20
Sweden		2,309	723	875	102	147	79	0	383
Webster									
	1	317	127	119	10	21	9	0	31
	2	213	81	75	12	14	10	0	21
	3	233	98	91	3	12	8	0	21
	4	154	57	59	9	7	9	0	13
	5	258	108	91	8	18	8	0	25
	6	180	74	78	6	3	8	0	11
	7	243	105	76	9	11	12	0	30
	8	210	79	91	8	13	6	0	13
	9	327	108	137	16	22	15	0	29
	10	328	103	139	19	28	7	1	31
	11	173	76	52	9	16	6	0	14
	12	287	99	129	13	15	7	0	24
	13	246	104	106	5	6	11	0	14
	14	263	118	87	10	13	3	0	32
	15	150	60	55	5	17	4	0	9
	16	175	63	70	10	16	1	0	15
	17	197	61	91	6	13	1	0	25
	18	160	61	67	5	7	4	0	16
	19	344	133	139	17	17	6	0	32
	20	295	113	118	10	21	8	0	25
	21	246	79	105	15	16	6	0	25
	22	224	89	74	11	10	9	0	31
	23	246	94	92	15	14	3	0	28
	24	534	208	189	19	41	26	0	51
	25	207	94	68	11	10	6	0	18
	26	139	54	57	3	15	3	0	7
	27	223	90	77	11	14	6	0	25
	28	216	75	83	10	13	10	0	25

FAMILY COURT JUDGE  
DETAIL

LEGISLATIVE DISTRICT OR TOWN	ELECTION DISTRICT	TOTAL VOTERS	SIDNEY T. FARBER	JOSEPH G. NESSER	JOSEPH G. NESSER	JOSEPH G. NESSER	SIDNEY T. FARBER	SCATTER	BLANK AND VOID
			DEM	REP	IND	CON	WOR		
Webster									
	29	175	79	54	6	12	6	0	18
	30	148	59	53	7	4	5	0	20
	31	277	93	113	12	22	6	0	31
	32	242	85	109	7	21	3	0	17
	33	270	119	80	14	23	5	0	29
	34	141	51	61	5	7	2	0	15
	35	153	47	58	11	18	6	0	13
	36	233	85	97	12	18	6	0	15
	37	270	102	115	12	9	7	0	25
	38	299	104	125	11	16	14	0	29
	39	225	91	92	9	10	5	0	18
	40	352	132	148	15	14	14	0	29
	41	250	93	105	8	18	5	0	21
	42	242	92	91	14	15	9	0	21
	43	138	41	54	10	18	1	0	14
Webster		10,203	3,884	3,970	438	648	306	1	956
Wheatland									
	1	166	67	57	4	18	9	0	11
	2	176	49	76	7	14	8	0	22
	3	205	74	73	10	14	13	0	21
	4	150	45	53	7	19	5	0	21
	5	149	41	72	4	14	3	0	15
Wheatland		846	276	331	32	79	38	0	90
TOWNS		112,753	42,520	43,880	4,619	7,146	3,508	15	11,065
GRAND TOTAL:		132,973	53,121	48,387	5,366	7,937	4,573	24	13,565

DISTRICT ATTORNEY  
SUMMARY

LEGISLATIVE DISTRICT OR TOWN	TOTAL VOTERS	MIKE GREEN	CARA M. BRIGGS	MIKE GREEN	CARA M. BRIGGS	SCATTER	BLANK AND VOID
		DEM	REP	IND	CON		
Leg. Dist. 06	945	519	243	84	44	1	54
Leg. Dist. 07	524	300	122	44	25	0	33
Leg. Dist. 21	2,715	1,829	468	161	105	1	151
Leg. Dist. 22	1,072	767	108	25	30	0	142
Leg. Dist. 23	3,309	2,320	542	212	108	2	125
Leg. Dist. 24	2,089	1,449	319	148	57	0	116
Leg. Dist. 25	1,813	1,293	218	79	42	0	181
Leg. Dist. 26	1,612	962	335	122	85	0	108
Leg. Dist. 27	2,578	1,859	301	133	71	1	213
Leg. Dist. 28	1,633	1,025	313	88	70	0	137
Leg. Dist. 29	1,930	1,254	305	119	73	0	179
CITY	20,220	13,577	3,274	1,215	710	5	1,439
Brighton	7,800	5,207	1,545	483	235	4	326
Chili	6,122	3,208	1,627	526	393	2	366
Clarkson	1,316	574	401	150	89	0	102
East Rochester	1,674	917	405	118	52	0	182
Gates	6,269	3,376	1,726	389	271	0	507
Greece	15,072	8,065	4,006	1,365	953	1	682
Hamlin	1,817	742	588	196	121	0	170
Henrietta	6,521	3,420	1,618	655	372	0	456
Irondequoit	13,676	8,469	2,882	1,041	541	3	740
Mendon	2,739	1,535	741	253	113	0	97
Ogden	4,019	1,981	1,148	383	283	0	224
Parma	3,602	1,686	1,098	364	221	0	233
Penfield	7,942	4,346	2,142	665	412	0	377
Perinton	10,623	5,904	3,060	780	498	3	378
Pittsford	7,998	4,787	2,041	613	281	0	276
Riga	1,139	484	360	138	80	0	77
Rush	1,066	530	291	102	71	0	72
Sweden	2,309	1,081	628	212	129	0	259
Webster	10,203	5,498	2,707	881	524	0	593
Wheatland	846	425	239	79	64	0	39
TOWNS	112,753	62,235	29,253	9,393	5,703	13	6,156
GRAND TOTAL:	132,973	75,812	32,527	10,608	6,413	18	7,595

DISTRICT ATTORNEY  
DETAIL

LEGISLATIVE DISTRICT OR TOWN	ELECTION DISTRICT	TOTAL VOTERS	MIKE GREEN	CARA M. BRIGGS	MIKE GREEN	CARA M. BRIGGS	SCATTER	BLANK AND VOID
			DEM	REP	IND	CON		
Leg. Dist. 06								
	1	240	145	59	21	9	0	6
	2	87	48	17	9	6	0	7
	3	139	64	46	15	5	0	9
	4	167	90	42	13	7	0	15
	5	160	86	37	19	12	0	6
	6	152	86	42	7	5	1	11
Leg. Dist. 06		945	519	243	84	44	1	54
Leg. Dist. 07								
	1	226	129	54	24	7	0	12
	2	171	97	35	13	13	0	13
	3	127	74	33	7	5	0	8
Leg. Dist. 07		524	300	122	44	25	0	33
Leg. Dist. 21								
	1	127	74	21	12	6	0	14
	2	129	81	24	11	6	0	7
	3	51	32	11	2	2	0	4
	4	71	50	13	4	3	0	1
	5/16	148	100	28	6	5	0	9
	6	117	81	20	4	0	0	12
	7	187	130	39	8	6	0	4
	8/28	63	44	11	3	3	0	2
	9	110	78	19	7	5	0	1
	10	191	119	49	10	6	0	7
	11/29-17	50	33	9	3	1	0	4
	12	143	93	28	14	2	0	6
	13	56	45	3	4	3	0	1
	14	207	127	40	13	16	0	11
	15	118	72	26	9	6	0	5
	17	93	68	15	4	3	0	3
	18	69	53	10	1	0	0	5
	19/30	29	20	2	3	0	0	4
	20	60	42	9	4	1	0	4
	21	88	61	7	9	2	0	9
	22	71	51	7	4	5	0	4
	23/32	62	34	8	5	7	0	8
	24	164	106	35	12	5	1	5
	25	80	66	7	1	3	0	3
	26	54	45	2	1	0	0	6
	27	48	35	7	1	2	0	3
	29	29	22	3	1	0	0	3
	31/34	44	35	3	3	1	0	2
	33	56	32	12	2	6	0	4
Leg. Dist. 21		2,715	1,829	468	161	105	1	151

DISTRICT ATTORNEY  
DETAIL

LEGISLATIVE DISTRICT OR TOWN	ELECTION DISTRICT	TOTAL VOTERS	MIKE GREEN	CARA M. BRIGGS	MIKE GREEN	CARA M. BRIGGS	SCATTER	BLANK AND VOID
			DEM	REP	IND	CON		
Leg. Dist. 22								
	1	81	51	16	4	4	0	6
	2	15	7	4	0	0	0	4
	3	69	49	2	2	1	0	15
	4	19	16	3	0	0	0	0
	5	57	39	6	2	2	0	8
	6	39	28	3	2	0	0	6
	7	32	22	2	1	1	0	6
	8	59	44	8	2	1	0	4
	9	33	27	0	0	1	0	5
	10	39	34	4	0	1	0	0
	11	76	53	12	1	5	0	5
	12	34	23	2	2	2	0	5
	13	18	8	1	0	0	0	9
	14	67	46	12	1	2	0	6
	15	65	53	3	1	0	0	8
	16	27	17	3	1	0	0	6
	17	27	18	2	2	3	0	2
	18	31	22	2	1	0	0	6
	19	46	37	4	0	0	0	5
	20	59	45	7	0	1	0	6
	21	44	31	2	0	3	0	8
	22	64	53	3	1	1	0	6
	23	39	29	1	2	1	0	6
	24	32	15	6	0	1	0	10
Leg. Dist. 22		1,072	767	108	25	30	0	142
Leg. Dist. 23								
	1	61	43	10	2	2	0	4
	2	118	79	22	5	6	0	6
	3	71	51	10	5	4	0	1
	4	178	130	22	10	9	0	7
	5	83	60	14	5	2	0	2
	6	64	48	8	3	1	0	4
	7	114	83	11	13	3	0	4
	8	114	80	23	8	2	0	1
	9	88	70	11	3	1	0	3
	10	94	64	14	7	4	0	5
	11	132	104	18	5	3	0	2
	12	192	142	34	12	2	0	2
	13	100	68	19	9	4	0	0
	14	82	57	15	2	4	0	4
	15	50	37	5	2	4	0	2
	16	99	70	11	12	3	0	3
	17	170	113	24	20	6	0	7
	18	169	106	33	10	10	0	10

DISTRICT ATTORNEY  
DETAIL

LEGISLATIVE DISTRICT OR TOWN	ELECTION DISTRICT	TOTAL VOTERS	MIKE GREEN	CARA M. BRIGGS	MIKE GREEN	CARA M. BRIGGS	SCATTER	BLANK AND VOID
			DEM	REP	IND	CON		
Leg. Dist. 23								
	19	131	86	27	9	5	1	3
	20	169	111	36	10	3	0	9
	21	153	103	31	12	2	0	5
	22	114	80	16	7	3	0	8
	23	52	40	6	3	1	0	2
	24	128	89	24	4	3	0	8
	25	235	152	44	17	10	1	11
	26	253	189	37	10	9	0	8
	27	95	65	17	7	2	0	4
Leg. Dist. 23		3,309	2,320	542	212	108	2	125
Leg. Dist. 24								
	1	191	142	20	16	4	0	9
	2	135	111	16	5	1	0	2
	3	155	110	19	17	2	0	7
	4	143	100	27	12	2	0	2
	5	155	101	29	9	8	0	8
	6	94	67	20	3	2	0	2
	7	85	57	14	8	1	0	5
	8	128	95	14	7	6	0	6
	9	101	63	19	8	5	0	6
	10	145	111	8	12	3	0	11
	11	77	45	20	5	3	0	4
	12	54	34	8	1	2	0	9
	13	116	83	14	11	5	0	3
	14	123	82	21	8	2	0	10
	15	200	117	32	17	8	0	26
	16	118	94	14	8	0	0	2
	17	69	37	24	1	3	0	4
Leg. Dist. 24		2,089	1,449	319	148	57	0	116
Leg. Dist. 25								
	1	124	88	18	4	6	0	8
	2	89	61	12	1	2	0	13
	3	130	92	12	3	2	0	21
	4	33	19	3	2	1	0	8
	5	50	38	4	1	2	0	5
	6	113	74	20	4	2	0	13
	7	58	44	6	0	1	0	7
	8	95	65	5	3	0	0	22
	9	60	48	3	0	0	0	9
	10	114	98	7	5	0	0	4
	11	51	38	4	2	3	0	4
	12	128	92	19	9	1	0	7
	13	89	62	3	6	1	0	17

DISTRICT ATTORNEY  
DETAIL

LEGISLATIVE DISTRICT OR TOWN	ELECTION DISTRICT	TOTAL VOTERS	MIKE GREEN	CARA M. BRIGGS	MIKE GREEN	CARA M. BRIGGS	SCATTER	BLANK AND VOID
			DEM	REP	IND	CON		
Leg. Dist. 25								
	14/24	170	111	38	13	2	0	6
	15	55	43	2	3	3	0	4
	16/23	17	13	2	1	0	0	1
	17	47	36	3	2	2	0	4
	18	147	102	22	7	7	0	9
	19/21	79	62	9	5	1	0	2
	20	11	9	1	0	1	0	0
	22	74	47	14	6	1	0	6
	25	79	51	11	2	4	0	11
Leg. Dist. 25		1,813	1,293	218	79	42	0	181
Leg. Dist. 26								
	1/13	87	51	16	5	3	0	12
	2	38	28	7	1	1	0	1
	3	105	57	27	8	6	0	7
	4	140	75	30	14	13	0	8
	5	111	59	23	10	11	0	8
	7	111	68	22	11	4	0	6
	8	119	79	23	4	4	0	9
	9	147	77	37	15	11	0	7
	10	112	66	24	10	6	0	6
	11	113	73	20	6	7	0	7
	12	176	126	26	9	4	0	11
	14	103	60	21	12	5	0	5
	15	121	78	21	5	4	0	13
	16	126	63	38	11	6	0	8
	17	3	2	0	1	0	0	0
Leg. Dist. 26		1,612	962	335	122	85	0	108
Leg. Dist. 27								
	1	121	97	11	2	5	0	6
	2	122	78	23	3	6	1	11
	3	125	86	19	9	6	0	5
	4	135	98	17	8	5	0	7
	5	127	90	16	4	2	0	15
	6	90	67	9	2	3	0	9
	7	132	97	11	11	3	0	10
	8	88	61	8	2	2	0	15
	9	144	119	8	9	3	0	5
	10	131	88	22	11	2	0	8
	11	123	94	10	9	5	0	5
	12	84	50	13	6	3	0	12
	13	99	78	9	4	2	0	6
	14	91	62	14	5	2	0	8
	15	90	68	8	3	1	0	10



DISTRICT ATTORNEY  
DETAIL

LEGISLATIVE DISTRICT OR TOWN	ELECTION DISTRICT	TOTAL VOTERS	MIKE GREEN	CARA M. BRIGGS	MIKE GREEN	CARA M. BRIGGS	SCATTER	BLANK AND VOID
			DEM	REP	IND	CON		
Leg. Dist. 27								
	16	120	93	10	6	0	0	11
	17	44	30	7	5	1	0	1
	18	65	46	7	5	2	0	5
	19	112	88	10	6	3	0	5
	20	71	46	6	2	1	0	16
	21	68	55	2	2	3	0	6
	22	152	105	22	8	4	0	13
	23	51	36	5	2	1	0	7
	27	114	68	22	5	6	0	13
	28	79	59	12	4	0	0	4
Leg. Dist. 27		2,578	1,859	301	133	71	1	213
Leg. Dist. 28								
	1	81	51	17	1	3	0	9
	2	106	71	19	6	6	0	4
	3	48	33	3	2	4	0	6
	4	99	63	17	8	2	0	9
	5	77	49	17	2	2	0	7
	6	86	50	16	4	5	0	11
	7	126	83	25	7	3	0	8
	8	138	91	20	4	0	0	23
	9	52	28	13	4	2	0	5
	10	60	32	9	4	6	0	9
	11	86	47	24	3	4	0	8
	12	49	24	15	3	1	0	6
	13/25	71	40	15	5	7	0	4
	14	51	30	11	2	5	0	3
	15	33	11	11	4	2	0	5
	16	84	50	21	5	4	0	4
	17	25	20	2	0	0	0	3
	18/19	102	71	18	5	6	0	2
	21	95	64	12	9	5	0	5
	22	52	38	6	3	2	0	3
	23/24	112	79	22	7	1	0	3
Leg. Dist. 28		1,633	1,025	313	88	70	0	137
Leg. Dist. 29								
	1/2	30	18	5	2	3	0	2
	3	56	38	9	4	1	0	4
	4	104	67	15	9	5	0	8
	5/7	102	65	16	14	2	0	5
	6	81	56	12	10	0	0	3
	8	130	79	28	8	3	0	12
	9	74	49	14	3	4	0	4
	10	73	50	10	0	5	0	8

DISTRICT ATTORNEY  
DETAIL

LEGISLATIVE DISTRICT OR TOWN	ELECTION DISTRICT	TOTAL VOTERS	MIKE GREEN	CARA M. BRIGGS	MIKE GREEN	CARA M. BRIGGS	SCATTER	BLANK AND VOID
			DEM	REP	IND	CON		
Leg. Dist. 29								
	11	88	52	18	9	2	0	7
	12	64	45	11	2	4	0	2
	13	68	54	7	2	0	0	5
	14	91	62	13	3	5	0	8
	15	50	34	8	3	2	0	3
	16	32	21	5	1	2	0	3
	18	99	58	21	8	6	0	6
	19	66	50	7	3	0	0	6
	20	95	65	15	5	4	0	6
	21	104	65	18	7	7	0	7
	22	86	60	6	4	1	0	15
	23	110	65	10	7	3	0	25
	24	90	60	13	4	4	0	9
	25	172	97	37	7	7	0	24
	26	45	30	5	3	2	0	5
	27	20	14	2	1	1	0	2
Leg. Dist. 29		<u>1,930</u>	<u>1,254</u>	<u>305</u>	<u>119</u>	<u>73</u>	<u>0</u>	<u>179</u>
CITY		20,220	13,577	3,274	1,215	710	5	1,439
Brighton								
	1	222	153	38	16	4	0	11
	2	129	72	38	8	6	0	5
	3	187	116	37	14	9	0	11
	4	181	131	25	11	8	0	6
	5	180	140	18	13	2	0	7
	6	251	168	54	10	7	0	12
	7	146	87	33	12	10	0	4
	8	183	114	51	12	2	0	4
	9	189	122	45	14	3	0	5
	10	188	126	41	13	3	0	5
	11	250	168	46	20	6	0	10
	12	267	193	45	15	7	0	7
	13	175	116	27	13	7	0	12
	14	84	63	10	7	1	0	3
	15	156	98	34	10	10	0	4
	16	141	69	47	17	3	0	5
	17	109	81	9	4	1	0	14
	18	174	130	29	9	3	0	3
	19	148	102	26	10	6	0	4
	20	89	59	17	3	3	0	7
	21	160	122	23	5	6	0	4
	22	192	138	35	11	6	0	2
	23	170	118	31	9	5	1	6
	24	258	141	68	20	10	0	19
	25	147	107	16	7	4	0	13

DISTRICT ATTORNEY  
DETAIL

LEGISLATIVE DISTRICT OR TOWN	ELECTION DISTRICT	TOTAL VOTERS	MIKE GREEN	CARA M. BRIGGS	MIKE GREEN	CARA M. BRIGGS	SCATTER	BLANK AND VOID
			DEM	REP	IND	CON		
Brighton								
	26	156	86	43	12	10	0	5
	27	152	121	21	4	1	0	5
	28	240	148	59	17	7	0	9
	29	131	83	33	9	4	0	2
	30	343	196	91	19	14	0	23
	31	176	114	39	10	2	0	11
	32	217	144	49	16	3	0	5
	33	230	157	46	11	6	2	8
	34	173	103	49	13	6	0	2
	35	141	107	17	5	4	0	8
	36	85	53	13	11	2	0	6
	37	160	119	23	5	4	0	9
	38	181	128	33	8	7	0	5
	39	145	92	29	8	11	0	5
	40	273	193	48	11	5	1	15
	41	152	109	31	4	3	0	5
	42	66	47	12	2	4	0	1
	43	176	118	35	10	3	0	10
	44	59	38	8	10	1	0	2
	45	90	61	8	12	5	0	4
	46	78	56	15	3	1	0	3
Brighton		7,800	5,207	1,545	483	235	4	326
Chili								
	1	188	97	45	18	10	0	18
	2	300	145	84	31	18	0	22
	3/31	211	110	71	11	10	0	9
	4	105	50	33	12	5	0	5
	5	180	101	44	19	5	0	11
	6	216	117	55	16	12	0	16
	7	100	55	19	14	6	0	6
	8	184	84	58	14	19	0	9
	9	216	114	52	16	14	0	20
	10	148	54	49	12	22	0	11
	11	177	97	41	18	9	0	12
	12	150	80	38	12	13	0	7
	13	268	143	72	28	13	0	12
	14	201	88	65	18	20	0	10
	15	163	80	54	14	8	0	7
	16	270	151	67	26	9	1	16
	17	477	254	124	36	30	0	33
	18	172	88	50	16	10	0	8
	19	204	117	52	18	5	0	12
	20	242	141	51	26	19	0	5
	21	176	106	29	11	11	0	19

DISTRICT ATTORNEY  
DETAIL

LEGISLATIVE DISTRICT OR TOWN	ELECTION DISTRICT	TOTAL VOTERS	MIKE GREEN	CARA M. BRIGGS	MIKE GREEN	CARA M. BRIGGS	SCATTER	BLANK AND VOID
			DEM	REP	IND	CON		
Chili								
	22	118	68	26	7	11	0	6
	23	141	66	44	11	10	0	10
	24	302	158	72	36	20	0	16
	25	120	74	30	8	4	0	4
	26	217	107	57	24	16	0	13
	27	183	93	51	11	18	0	10
	28	136	84	27	6	10	0	9
	29	143	86	31	9	8	0	9
	30	78	37	24	7	7	0	3
	32	145	64	49	12	12	0	8
	33	191	99	63	9	9	1	10
Chili		6,122	3,208	1,627	526	393	2	366
Clarkson								
	1	227	81	87	31	15	0	13
	2	200	82	65	16	17	0	20
	3	242	122	72	19	11	0	18
	4	280	127	80	33	19	0	21
	5	200	89	51	29	12	0	19
	6	167	73	46	22	15	0	11
Clarkson		1,316	574	401	150	89	0	102
East Rochester								
	1	289	162	63	17	8	0	39
	2	258	132	77	18	5	0	26
	3	281	163	70	18	12	0	18
	4	226	124	46	17	6	0	33
	5	194	111	47	10	7	0	19
	6	189	99	47	11	4	0	28
	7	237	126	55	27	10	0	19
East Rochester		1,674	917	405	118	52	0	182
Gates								
	1	122	58	37	10	9	0	8
	2	188	115	38	8	4	0	23
	3	121	73	30	7	4	0	7
	4	195	98	52	10	19	0	16
	5	279	173	79	8	10	0	9
	6	196	109	56	10	5	0	16
	7	328	163	95	24	16	0	30
	8	170	91	47	13	5	0	14
	9	223	113	54	21	5	0	30
	10	127	68	33	8	5	0	13
	11	159	90	37	9	8	0	15
	12	123	60	37	8	6	0	12
	13	182	107	45	9	10	0	11

DISTRICT ATTORNEY  
DETAIL

LEGISLATIVE DISTRICT OR TOWN	ELECTION DISTRICT	TOTAL VOTERS	MIKE GREEN	CARA M. BRIGGS	MIKE GREEN	CARA M. BRIGGS	SCATTER	BLANK AND VOID
			DEM	REP	IND	CON		
Gates								
	14	166	84	50	8	3	0	21
	15	267	146	63	18	17	0	23
	16	171	89	47	9	15	0	11
	17	154	90	36	10	5	0	13
	18	173	87	48	15	12	0	11
	19	200	113	50	12	12	0	13
	20	195	100	54	20	7	0	14
	21	196	92	72	10	5	0	17
	22	152	80	44	8	8	0	12
	23	183	86	59	19	8	0	11
	24	185	95	51	9	8	0	22
	25	165	103	40	5	3	0	14
	26	212	115	62	11	10	0	14
	27	196	115	54	6	7	0	14
	28	156	96	43	7	1	0	9
	29	179	93	47	16	6	0	17
	30	118	65	25	8	5	0	15
	31	160	69	50	14	8	0	19
	32	275	161	80	14	5	0	15
	33	89	47	29	6	3	0	4
	34	137	66	44	8	11	0	8
	35	127	66	38	11	6	0	6
Gates		6,269	3,376	1,726	389	271	0	507
Greece								
	1	133	72	27	13	13	0	8
	2	150	68	49	16	12	0	5
	3	127	74	29	17	6	0	1
	4	106	57	26	8	12	0	3
	5	132	61	46	11	7	0	7
	6	129	65	31	16	11	0	6
	7	157	81	35	17	8	0	16
	8	163	87	42	14	8	0	12
	9	152	83	44	7	10	0	8
	10	145	64	40	23	13	0	5
	11	75	44	16	5	7	0	3
	12	98	50	22	12	5	0	9
	13	128	65	36	9	12	0	6
	14	85	51	14	6	7	0	7
	15	90	52	19	6	8	0	5
	16	108	53	34	8	9	0	4
	17	152	74	39	13	16	0	10
	18	159	94	41	13	5	0	6
	19	145	75	36	14	9	0	11
	20	139	62	36	18	13	0	10

DISTRICT ATTORNEY  
DETAIL

LEGISLATIVE DISTRICT OR TOWN	ELECTION DISTRICT	TOTAL VOTERS	MIKE GREEN	CARA M. BRIGGS	MIKE GREEN	CARA M. BRIGGS	SCATTER	BLANK AND VOID
			DEM	REP	IND	CON		
Greece								
	21	143	83	32	9	3	0	16
	22	122	65	28	16	7	0	6
	23	295	162	73	25	12	0	23
	24	170	97	37	21	6	0	9
	25	160	84	34	22	8	0	12
	26	163	98	34	18	9	0	4
	27	141	75	38	14	4	0	10
	28	128	77	31	12	5	0	3
	29	135	78	35	9	9	0	4
	30	123	71	26	13	6	0	7
	31	176	105	40	17	8	0	6
	32	124	67	30	11	12	0	4
	33	107	63	21	11	7	0	5
	34	165	82	48	16	11	0	8
	35	186	96	45	16	18	0	11
	36	154	79	39	15	11	1	9
	37	96	46	23	9	14	0	4
	38	191	98	59	15	13	0	6
	39	85	42	22	10	6	0	5
	40	151	75	47	14	8	0	7
	41	208	119	45	15	15	0	14
	42	121	68	32	10	8	0	3
	43	124	56	39	12	13	0	4
	44	176	99	54	12	5	0	6
	45	159	82	48	17	10	0	2
	46	102	49	29	8	7	0	9
	47	185	105	45	12	17	0	6
	48	129	60	35	9	13	0	12
	49	105	56	28	12	4	0	5
	50	133	72	36	12	11	0	2
	51	86	56	15	6	6	0	3
	52	155	87	40	8	12	0	8
	53	97	53	25	7	6	0	6
	54	147	83	37	17	8	0	2
	55	129	69	41	9	8	0	2
	56	167	94	47	7	14	0	5
	57	124	69	30	11	7	0	7
	58	152	87	33	12	14	0	6
	59	97	50	28	10	5	0	4
	60	102	60	22	9	5	0	6
	61	130	67	32	13	8	0	10
	62	148	93	37	7	6	0	5
	63	193	113	43	17	10	0	10
	64	104	54	29	13	5	0	3
	65	209	103	72	11	9	0	14

DISTRICT ATTORNEY  
DETAIL

LEGISLATIVE DISTRICT OR TOWN	ELECTION DISTRICT	TOTAL VOTERS	MIKE GREEN	CARA M. BRIGGS	MIKE GREEN	CARA M. BRIGGS	SCATTER	BLANK AND VOID
			DEM	REP	IND	CON		
Greece								
	66	76	46	17	6	3	0	4
	67	128	70	31	12	10	0	5
	68	165	86	39	20	16	0	4
	69	111	63	31	11	6	0	0
	70	198	96	64	17	13	0	8
	71	182	92	57	15	12	0	6
	72	155	95	34	13	9	0	4
	73	87	50	20	4	10	0	3
	74	101	50	33	11	4	0	3
	75	104	61	28	11	1	0	3
	76	115	57	38	11	7	0	2
	77	173	93	52	11	9	0	8
	78	133	71	34	10	8	0	10
	79	157	76	49	11	17	0	4
	80	163	89	48	8	13	0	5
	81	109	50	45	4	5	0	5
	82	82	51	21	3	4	0	3
	83	82	44	21	9	5	0	3
	84	170	92	55	9	7	0	7
	85	115	58	32	10	13	0	2
	86	225	112	71	18	15	0	9
	87	135	74	37	8	5	0	11
	88	107	61	25	15	4	0	2
	89	118	59	40	12	4	0	3
	90	127	57	37	18	10	0	5
	91	233	136	58	17	13	0	9
	92	168	85	52	13	10	0	8
	93	215	127	52	18	7	0	11
	94	124	71	24	12	9	0	8
	95	77	44	16	6	4	0	7
	96	133	70	38	14	6	0	5
	97	278	143	89	28	12	0	6
	98	157	84	41	14	10	0	8
	99	155	76	43	17	11	0	8
	100	161	86	43	13	11	0	8
	101	82	45	20	11	3	0	3
	102	121	62	32	15	10	0	2
	103	132	64	38	9	16	0	5
	104	159	84	42	23	7	0	3
	105	95	43	34	10	4	0	4
	106	97	52	25	15	2	0	3
	107	87	45	22	14	5	0	1
	108	85	47	22	11	2	0	3
	109	125	69	30	13	7	0	6
Greece		15,072	8,065	4,006	1,365	953	1	682

DISTRICT ATTORNEY  
DETAIL

LEGISLATIVE DISTRICT OR TOWN	ELECTION DISTRICT	TOTAL VOTERS	MIKE GREEN	CARA M. BRIGGS	MIKE GREEN	CARA M. BRIGGS	SCATTER	BLANK AND VOID
			DEM	REP	IND	CON		
Hamlin								
	1	150	54	54	15	16	0	11
	2	271	113	93	30	11	0	24
	3/11	166	66	57	16	12	0	15
	4	176	73	42	19	14	0	28
	5	149	63	47	18	13	0	8
	6	139	59	44	17	11	0	8
	7	244	107	75	25	16	0	21
	8	141	47	48	19	11	0	16
	9	119	53	37	11	2	0	16
	10	262	107	91	26	15	0	23
		<u>1,817</u>	<u>742</u>	<u>588</u>	<u>196</u>	<u>121</u>	<u>0</u>	<u>170</u>
Hamlin								
Henrietta								
	1	256	117	83	25	12	0	19
	2	150	72	41	17	9	0	11
	3	87	47	25	6	5	0	4
	4	186	114	39	16	5	0	12
	5	204	106	53	16	16	0	13
	6	203	98	58	16	9	0	22
	7	182	103	30	21	11	0	17
	8	209	107	50	21	9	0	22
	9	117	71	25	7	7	0	7
	10	175	82	52	17	10	0	14
	11	167	86	38	18	8	0	17
	12	188	97	48	21	13	0	9
	13	148	87	25	25	6	0	5
	14	138	61	44	11	10	0	12
	15	205	95	53	17	12	0	28
	16	136	74	31	14	6	0	11
	17	217	133	43	19	19	0	3
	18	195	99	47	25	10	0	14
	19	144	69	40	17	10	0	8
	20	175	87	55	16	7	0	10
	21	178	107	37	13	9	0	12
	22	265	159	59	22	13	0	12
	23	142	60	41	16	10	0	15
	24	206	125	44	17	9	0	11
	25	219	123	47	25	10	0	14
	26	268	130	64	29	25	0	20
	27	262	137	67	25	20	0	13
	28	217	111	61	21	17	0	7
	29	204	104	57	23	9	0	11
	30	301	156	66	35	17	0	27
	31	116	66	19	10	8	0	13
	32	248	133	68	25	12	0	10



DISTRICT ATTORNEY  
DETAIL

LEGISLATIVE DISTRICT OR TOWN	ELECTION DISTRICT	TOTAL VOTERS	MIKE GREEN	CARA M. BRIGGS	MIKE GREEN	CARA M. BRIGGS	SCATTER	BLANK AND VOID
			DEM	REP	IND	CON		
Henrietta								
	33	122	67	28	12	6	0	9
	34	111	47	32	13	5	0	14
	35	180	90	48	24	8	0	10
		<u>6,521</u>	<u>3,420</u>	<u>1,618</u>	<u>655</u>	<u>372</u>	<u>0</u>	<u>456</u>
Henrietta								
Irondequoit								
	1	216	117	59	13	10	0	17
	2	162	100	35	14	6	0	7
	3	253	155	49	22	10	0	17
	4	180	107	43	14	10	0	6
	5	170	116	27	11	7	0	9
	6	346	217	74	40	7	0	8
	7	334	207	56	42	14	0	15
	8	227	123	62	15	16	2	9
	9	239	159	45	18	7	0	10
	10	246	147	63	16	12	0	8
	11	113	66	27	13	3	0	4
	12	145	85	35	11	9	0	5
	13	268	187	48	19	9	0	5
	14	293	187	59	19	16	0	12
	15	293	162	80	24	19	0	8
	16	276	184	50	26	9	0	7
	17	128	81	26	12	6	0	3
	18	237	138	64	12	11	0	12
	19	213	145	33	13	7	0	15
	20	192	119	50	13	8	0	2
	21	208	143	28	21	8	0	8
	22	244	147	61	19	7	0	10
	23	201	126	39	14	4	0	18
	24	205	118	46	18	11	0	12
	25	207	122	52	19	6	0	8
	26	122	67	29	3	4	0	19
	27	146	95	33	11	3	0	4
	28	153	88	29	15	11	0	10
	29	145	100	28	5	5	0	7
	30	198	128	44	15	5	0	6
	31	200	130	38	20	6	0	6
	32	196	137	31	22	2	0	4
	33	171	110	34	14	3	0	10
	34	333	190	100	17	11	0	15
	35	127	87	29	6	1	0	4
	36	108	62	23	7	3	0	13
	37	192	120	41	15	5	0	11
	38	124	86	19	2	6	0	11
	39	95	49	27	5	1	0	13

DISTRICT ATTORNEY  
DETAIL

LEGISLATIVE DISTRICT OR TOWN	ELECTION DISTRICT	TOTAL VOTERS	MIKE GREEN	CARA M. BRIGGS	MIKE GREEN	CARA M. BRIGGS	SCATTER	BLANK AND VOID
			DEM	REP	IND	CON		
Irondequoit								
	40	150	89	36	8	4	0	13
	41	211	132	47	9	4	0	19
	42	214	127	52	16	10	0	9
	43	139	91	25	10	8	0	5
	44	439	261	100	38	14	0	26
	45	183	119	41	10	5	0	8
	46	186	108	34	18	9	0	17
	47	87	52	20	9	5	0	1
	48	242	153	48	14	18	0	9
	49	194	127	32	15	14	0	6
	50	99	60	14	7	6	0	12
	51	275	175	55	23	8	0	14
	52	199	133	31	18	2	0	15
	53	181	106	30	11	9	0	25
	54	61	34	9	6	6	0	6
	55	209	138	38	14	5	0	14
	56	197	121	44	12	8	0	12
	57	305	199	55	22	7	0	22
	58	212	117	46	21	13	0	15
	59	193	122	30	20	7	0	14
	60	221	132	52	14	9	1	13
	61	277	163	65	14	15	0	20
	62	240	149	50	22	11	0	8
	63	164	93	48	15	3	0	5
	64	116	70	19	13	11	0	3
	65	127	78	27	9	4	0	9
	66	57	35	7	2	4	0	9
	67	189	128	24	13	9	0	15
	68	194	112	51	13	5	0	13
	69	70	48	11	2	2	0	7
	70	72	49	9	4	5	0	5
	71/72	67	41	16	4	3	0	3
Irondequoit		13,676	8,469	2,882	1,041	541	3	740
Mendon								
	1	355	196	98	36	14	0	11
	2	314	178	78	24	18	0	16
	3	393	221	106	39	18	0	9
	4	283	165	70	24	9	0	15
	5	320	166	90	43	14	0	7
	6	318	182	87	27	12	0	10
	7	325	186	94	24	14	0	7
	8	131	68	40	11	8	0	4
	9	300	173	78	25	6	0	18
Mendon		2,739	1,535	741	253	113	0	97

DISTRICT ATTORNEY  
DETAIL

LEGISLATIVE DISTRICT OR TOWN	ELECTION DISTRICT	TOTAL VOTERS	MIKE GREEN	CARA M. BRIGGS	MIKE GREEN	CARA M. BRIGGS	SCATTER	BLANK AND VOID
			DEM	REP	IND	CON		
Ogden								
	1	219	122	47	22	13	0	15
	2	224	95	70	22	23	0	14
	3	331	145	103	36	18	0	29
	4	176	88	54	14	15	0	5
	5	232	123	60	19	10	0	20
	6	203	103	60	17	15	0	8
	7	139	72	38	15	5	0	9
	8	189	97	54	13	16	0	9
	9	225	107	61	20	15	0	22
	10	155	80	45	11	15	0	4
	11	164	82	40	18	16	0	8
	12	217	104	65	20	14	0	14
	13	197	98	52	26	13	0	8
	14	148	55	52	18	13	0	10
	15	249	136	59	30	9	0	15
	16	143	74	48	9	8	0	4
	17	174	82	56	18	11	0	7
	18	173	81	57	14	15	0	6
	19	233	134	55	18	16	0	10
	20	228	103	72	23	23	0	7
Ogden		4,019	1,981	1,148	383	283	0	224
Parma								
	1	273	140	81	24	12	0	16
	2	280	146	70	32	19	0	13
	3	185	92	53	13	15	0	12
	4	253	108	77	28	23	0	17
	5	197	97	63	19	12	0	6
	6	110	39	39	13	9	0	10
	7	236	119	65	28	12	0	12
	8	392	191	125	29	19	0	28
	9	241	100	78	31	15	0	17
	10	238	96	73	25	24	0	20
	11	220	94	79	21	14	0	12
	12	195	104	52	24	5	0	10
	13	364	168	108	36	19	0	33
	14	178	90	46	21	7	0	14
	15	240	102	89	20	16	0	13
Parma		3,602	1,686	1,098	364	221	0	233
Penfield								
	1	88	47	20	6	13	0	2
	2	201	110	47	14	13	0	17
	3	174	85	48	19	10	0	12
	4	215	100	57	24	17	0	17

DISTRICT ATTORNEY  
DETAIL

LEGISLATIVE DISTRICT OR TOWN	ELECTION DISTRICT	TOTAL VOTERS	MIKE GREEN	CARA M. BRIGGS	MIKE GREEN	CARA M. BRIGGS	SCATTER	BLANK AND VOID
			DEM	REP	IND	CON		
Penfield								
	5	203	100	58	21	16	0	8
	6	158	79	45	16	10	0	8
	7	237	135	56	19	14	0	13
	8	159	90	53	7	5	0	4
	9	282	169	64	28	10	0	11
	10	186	110	49	12	8	0	7
	11	136	73	39	10	10	0	4
	12	221	109	69	17	14	0	12
	13	258	136	76	19	10	0	17
	14	212	111	60	24	7	0	10
	15	240	140	61	23	8	0	8
	16	111	61	28	10	3	0	9
	17	201	119	54	12	7	0	9
	18	161	105	29	15	5	0	7
	19	280	154	84	23	6	0	13
	20	229	129	59	20	14	0	7
	21	213	122	56	16	11	0	8
	22	179	111	40	14	7	0	7
	23	257	149	62	17	20	0	9
	24	254	136	73	20	18	0	7
	25	178	85	52	21	10	0	10
	26	144	79	45	8	5	0	7
	27	241	127	60	18	23	0	13
	28	147	87	34	13	6	0	7
	29	220	116	57	21	10	0	16
	30	262	124	81	28	16	0	13
	31	119	79	29	5	3	0	3
	32	155	81	47	13	5	0	9
	33	214	130	46	21	10	0	7
	34	157	73	45	14	13	0	12
	35	205	116	57	12	12	0	8
	36	136	89	26	9	5	0	7
	37	237	128	77	19	9	0	4
	38	146	81	40	10	5	0	10
	39	101	55	26	10	7	0	3
	40	177	94	46	17	9	0	11
	41	119	55	49	10	3	0	2
	42	129	67	38	10	5	0	9
		<u>7,942</u>	<u>4,346</u>	<u>2,142</u>	<u>665</u>	<u>412</u>	<u>0</u>	<u>377</u>
Penfield								
Perinton								
	1	253	139	77	12	11	0	14
	2	208	119	57	14	7	0	11
	3	201	113	62	7	10	0	9
	4	194	118	46	20	3	0	7

DISTRICT ATTORNEY  
DETAIL

LEGISLATIVE DISTRICT OR TOWN	ELECTION DISTRICT	TOTAL VOTERS	MIKE GREEN	CARA M. BRIGGS	MIKE GREEN	CARA M. BRIGGS	SCATTER	BLANK AND VOID
			DEM	REP	IND	CON		
Perinton								
	5	110	62	28	4	7	0	9
	6	231	146	53	16	7	0	9
	7	255	147	68	21	11	0	8
	8	196	100	56	15	20	0	5
	9	264	133	84	24	15	0	8
	10	218	115	70	14	11	0	8
	11	132	79	35	14	2	0	2
	12	180	111	44	18	4	0	3
	13	164	85	51	13	12	1	2
	14	234	138	62	14	12	0	8
	15	124	81	27	7	6	0	3
	16	156	98	38	13	5	0	2
	17	245	136	68	22	10	0	9
	18	198	119	53	16	5	0	5
	19	186	107	46	9	15	0	9
	20	204	101	71	12	11	0	9
	21	201	103	60	10	15	0	13
	22	150	95	36	5	8	0	6
	23	197	101	72	9	9	0	6
	24	339	168	119	25	13	0	14
	25	176	88	51	17	2	1	17
	26	218	119	62	18	11	0	8
	27	162	80	47	20	5	0	10
	28	170	97	48	13	8	0	4
	29	113	65	30	9	7	0	2
	30	183	109	48	11	8	0	7
	31	243	130	84	10	10	0	9
	32	152	90	39	11	11	0	1
	33	210	128	58	12	7	0	5
	34	237	136	64	18	13	0	6
	35	147	82	41	11	7	0	6
	36	102	60	28	4	6	0	4
	37	198	98	59	19	16	0	6
	38	295	167	91	17	9	0	11
	39	212	110	56	17	13	0	16
	40	118	59	42	9	3	0	5
	41	116	63	41	4	6	0	2
	42	161	95	45	12	6	0	3
	43	344	191	98	26	22	0	7
	44	162	103	42	11	3	0	3
	45	305	173	78	22	15	1	16
	46	104	61	19	16	7	0	1
	47	166	83	52	23	7	0	1
	48	127	74	31	12	7	0	3
	49	144	80	48	10	5	0	1

DISTRICT ATTORNEY  
DETAIL

LEGISLATIVE DISTRICT OR TOWN	ELECTION DISTRICT	TOTAL VOTERS	MIKE GREEN	CARA M. BRIGGS	MIKE GREEN	CARA M. BRIGGS	SCATTER	BLANK AND VOID
			DEM	REP	IND	CON		
Perinton								
	50	50	29	14	1	1	0	5
	51	170	87	59	15	6	0	3
	52	190	86	59	21	11	0	13
	53	163	94	44	10	11	0	4
	54	267	150	77	23	10	0	7
	55	190	107	59	17	3	0	4
	56	188	96	63	7	13	0	9
		<u>10,623</u>	<u>5,904</u>	<u>3,060</u>	<u>780</u>	<u>498</u>	<u>3</u>	<u>378</u>
Perinton								
Pittsford								
	1	264	153	66	24	13	0	8
	2	234	140	52	22	9	0	11
	3	420	205	138	32	10	0	35
	4	271	159	67	24	12	0	9
	5	221	124	50	16	15	0	16
	6	190	130	38	7	7	0	8
	7	118	73	28	13	2	0	2
	8	259	141	83	20	12	0	3
	9	301	157	97	26	10	0	11
	10	161	93	43	18	4	0	3
	11	248	142	68	15	10	0	13
	12	214	131	47	19	5	0	12
	13	211	129	48	19	8	0	7
	14	316	203	80	19	5	0	9
	15	117	73	30	8	3	0	3
	16	193	109	56	11	8	0	9
	17	271	200	46	10	10	0	5
	18	217	139	52	13	7	0	6
	19	200	112	47	19	9	0	13
	20	273	179	59	20	6	0	9
	21	242	170	44	13	8	0	7
	22	277	172	60	24	15	0	6
	23	230	127	63	19	14	0	7
	24	265	140	91	22	5	0	7
	25	324	170	107	26	15	0	6
	26	256	157	61	24	10	0	4
	27	211	140	40	15	9	0	7
	28	211	126	60	14	3	0	8
	29	241	131	73	24	7	0	6
	30	206	136	50	11	4	0	5
	31	216	141	45	18	8	0	4
	32	267	172	65	14	5	0	11
	33	220	134	50	26	7	0	3
	34	133	79	37	8	6	0	3
		<u>7,998</u>	<u>4,787</u>	<u>2,041</u>	<u>613</u>	<u>281</u>	<u>0</u>	<u>276</u>
Pittsford								

DISTRICT ATTORNEY  
DETAIL

LEGISLATIVE DISTRICT OR TOWN	ELECTION DISTRICT	TOTAL VOTERS	MIKE GREEN	CARA M. BRIGGS	MIKE GREEN	CARA M. BRIGGS	SCATTER	BLANK AND VOID
			DEM	REP	IND	CON		
Riga								
	1	245	114	71	29	12	0	19
	2	186	76	65	24	15	0	6
	3	161	65	53	21	9	0	13
	4	213	99	61	22	16	0	15
	5	183	74	57	24	15	0	13
	6	151	56	53	18	13	0	11
		<u>1,139</u>	<u>484</u>	<u>360</u>	<u>138</u>	<u>80</u>	<u>0</u>	<u>77</u>
Riga								
Rush								
	1	287	138	85	21	24	0	19
	2	222	110	68	19	16	0	9
	3	308	158	80	32	16	0	22
	4	249	124	58	30	15	0	22
		<u>1,066</u>	<u>530</u>	<u>291</u>	<u>102</u>	<u>71</u>	<u>0</u>	<u>72</u>
Rush								
Sweden								
	1	228	101	53	25	13	0	36
	2	111	48	29	8	6	0	20
	3	290	150	75	17	12	0	36
	4	288	152	68	26	19	0	23
	5	90	43	24	1	7	0	15
	6	243	116	60	30	13	0	24
	7	264	127	70	25	12	0	30
	8	152	62	50	15	11	0	14
	9	139	52	50	15	6	0	16
	10	282	134	74	33	13	0	28
	11	69	29	20	7	3	0	10
	12	153	67	55	10	14	0	7
		<u>2,309</u>	<u>1,081</u>	<u>628</u>	<u>212</u>	<u>129</u>	<u>0</u>	<u>259</u>
Sweden								
Webster								
	1	317	160	89	29	13	0	26
	2	213	113	56	21	10	0	13
	3	233	127	69	13	13	0	11
	4	154	72	44	18	9	0	11
	5	258	142	58	22	19	0	17
	6	180	106	51	10	5	0	8
	7	243	137	61	24	9	0	12
	8	210	116	56	18	11	0	9
	9	327	147	104	31	20	0	25
	10	328	152	100	30	23	0	23
	11	173	99	41	20	8	0	5
	12	287	152	83	36	12	0	4
	13	246	129	80	19	6	0	12
	14	263	153	68	17	12	0	13
	15	150	97	26	11	11	0	5

DISTRICT ATTORNEY  
DETAIL

LEGISLATIVE DISTRICT OR TOWN	ELECTION DISTRICT	TOTAL VOTERS	MIKE GREEN	CARA M. BRIGGS	MIKE GREEN	CARA M. BRIGGS	SCATTER	BLANK AND VOID
			DEM	REP	IND	CON		
Webster								
	16	175	98	44	18	10	0	5
	17	197	97	62	15	12	0	11
	18	160	89	46	13	4	0	8
	19	344	196	80	31	16	0	21
	20	295	159	72	24	18	0	22
	21	246	134	65	26	11	0	10
	22	224	125	60	16	12	0	11
	23	246	133	65	21	10	0	17
	24	534	280	127	55	33	0	39
	25	207	127	42	15	11	0	12
	26	139	67	40	14	11	0	7
	27	223	116	54	23	14	0	16
	28	216	123	53	17	11	0	12
	29	175	104	36	15	5	0	15
	30	148	77	38	15	7	0	11
	31	277	136	76	17	15	0	33
	32	242	132	66	24	11	0	9
	33	270	157	57	31	12	0	13
	34	141	80	34	13	5	0	9
	35	153	77	40	15	13	0	8
	36	233	123	65	18	16	0	11
	37	270	154	75	17	11	0	13
	38	299	165	80	17	16	0	21
	39	225	130	64	12	9	0	10
	40	352	191	108	20	11	0	22
	41	250	130	67	22	19	0	12
	42	242	127	64	29	7	0	15
	43	138	69	41	9	13	0	6
Webster		10,203	5,498	2,707	881	524	0	593
Wheatland								
	1	166	91	45	9	15	0	6
	2	176	87	51	15	13	0	10
	3	205	113	44	27	12	0	9
	4	150	70	41	14	15	0	10
	5	149	64	58	14	9	0	4
Wheatland		846	425	239	79	64	0	39
TOWNS		112,753	62,235	29,253	9,393	5,703	13	6,156
GRAND TOTAL:		132,973	75,812	32,527	10,608	6,413	18	7,595



COUNTY LEGISLATOR  
1ST DISTRICT  
4 YEAR TERM

LEGISLATIVE DISTRICT OR TOWN	ELECTION DISTRICT	TOTAL VOTERS	TODD DUNN	DICK YOLEVICH	DICK YOLEVICH	DICK YOLEVICH	TODD DUNN	SCATTER	BLANK AND VOID
			DEM	REP	IND	CON	WOR		
Ogden									
	3	331	134	121	18	18	13	0	27
	5	232	102	82	9	12	9	0	18
	7	139	63	48	3	5	8	0	12
	8	189	80	71	4	16	7	0	11
	12	217	88	82	12	15	7	0	13
	16	143	48	70	5	9	2	0	9
		<u>1,251</u>	<u>515</u>	<u>474</u>	<u>51</u>	<u>75</u>	<u>46</u>	<u>0</u>	<u>90</u>
Ogden									
Parma									
	1	273	140	93	4	14	7	0	15
	2	280	118	118	11	17	6	0	10
	3	185	64	81	5	18	8	0	9
	4	253	77	110	14	23	8	0	21
	5	197	71	89	7	6	16	0	8
	6	110	36	50	3	9	7	0	5
	7	236	84	103	11	14	10	0	14
	8	392	160	171	9	20	11	0	21
	9	241	88	99	7	22	9	0	16
	10	238	80	91	10	37	8	0	12
	11	220	88	95	5	14	10	0	8
	12	195	86	79	7	9	8	0	6
	13	364	138	158	16	16	10	0	26
	14	178	77	68	6	13	7	0	7
	15	240	79	105	11	15	14	0	16
		<u>3,602</u>	<u>1,386</u>	<u>1,510</u>	<u>126</u>	<u>247</u>	<u>139</u>	<u>0</u>	<u>194</u>
Parma									
Sweden									
	1	228	105	65	7	13	17	0	21
	3	290	156	77	5	12	16	0	24
	4	288	144	93	6	21	8	0	16
	7	264	139	81	5	14	10	0	15
		<u>1,070</u>	<u>544</u>	<u>316</u>	<u>23</u>	<u>60</u>	<u>51</u>	<u>0</u>	<u>76</u>
Sweden									
GRAND TOTAL:		<u><u>5,923</u></u>	<u><u>2,445</u></u>	<u><u>2,300</u></u>	<u><u>200</u></u>	<u><u>382</u></u>	<u><u>236</u></u>	<u><u>0</u></u>	<u><u>360</u></u>

COUNTY LEGISLATOR  
5TH DISTRICT  
4 YEAR TERM

LEGISLATIVE DISTRICT OR TOWN	ELECTION DISTRICT	TOTAL VOTERS	MARK J. CASSETTI	MARK J. CASSETTI	MARK J. CASSETTI	SCATTER	BLANK AND VOID
			REP	IND	CON		
Greece							
	4	106	60	8	14	0	24
	13	128	62	12	12	0	42
	15	90	42	7	12	0	29
	28	128	66	13	15	0	34
	36	154	81	7	14	3	49
	42	121	54	5	12	1	49
	45	159	100	9	16	0	34
	49	105	54	11	7	0	33
	50	133	68	10	11	0	44
	53	97	45	11	8	0	33
	55	129	62	10	15	0	42
	56	167	90	12	19	0	46
	60	102	51	9	12	0	30
	62	148	74	11	8	0	55
	64	104	51	10	9	1	33
	72	155	86	15	15	0	39
	75	104	57	9	3	0	35
	80	163	98	8	24	0	33
	85	115	66	7	16	0	26
	86	225	106	16	26	0	77
	88	107	48	13	13	0	33
	91	233	122	18	26	0	67
	95	77	35	9	5	0	28
	96	133	66	15	17	0	35
	97	278	164	17	18	0	79
	101	82	47	10	9	2	14
	104	159	87	23	13	0	36
	105	95	56	12	7	0	20
GRAND TOTAL:		<u>3,797</u>	<u>1,998</u>	<u>317</u>	<u>376</u>	<u>7</u>	<u>1,099</u>

COUNTY LEGISLATOR  
6TH DISTRICT  
4 YEAR TERM

LEGISLATIVE DISTRICT OR TOWN	ELECTION DISTRICT	TOTAL VOTERS	RICHARD A. BEEBE	RAY DIRADDO	RAY DIRADDO	RAY DIRADDO	RICHARD A. BEEBE	SCATTER	BLANK AND VOID
			DEM	REP	IND	CON	WOR		
Leg. Dist. 06	1	240	108	95	7	11	12	0	7
	2	87	38	32	6	4	4	0	3
	3	139	39	68	7	10	3	0	12
	4	167	69	49	5	9	24	0	11
	5	160	73	53	4	18	8	0	4
	6	152	71	47	3	6	14	1	10
Leg. Dist. 06 Greece		945	398	344	32	58	65	1	47
	5	132	57	42	7	7	10	0	9
	6	129	46	43	7	15	11	0	7
	7	157	53	52	9	8	31	0	4
	8	163	59	62	6	9	17	0	10
	9	152	57	56	5	13	16	0	5
	10	145	58	53	3	8	17	0	6
	11	75	37	18	1	5	11	0	3
	12	98	36	34	3	7	16	0	2
	19	145	64	46	6	3	23	0	3
	20	139	54	51	2	11	19	0	2
	21	143	65	46	1	11	12	0	8
	22	122	56	36	4	11	8	0	7
	23	295	124	104	11	13	20	0	23
	25	160	66	52	7	9	23	0	3
	26	163	77	48	5	7	23	0	3
	30	123	51	40	5	8	4	0	15
	31	176	83	58	7	10	14	0	4
	40	151	63	58	8	12	7	0	3
	41	208	96	60	7	22	16	0	7
	46	102	42	37	1	4	14	0	4
	47	185	70	67	4	23	17	0	4
	48	129	42	56	2	13	11	0	5
	63	193	83	69	5	13	16	0	7
	78	133	59	51	2	10	7	0	4
Greece		3,618	1,498	1,239	118	252	363	0	148
GRAND TOTAL:		4,563	1,896	1,583	150	310	428	1	195

COUNTY LEGISLATOR  
8TH DISTRICT  
4 YEAR TERM

LEGISLATIVE DISTRICT OR TOWN	ELECTION DISTRICT	TOTAL VOTERS	CARMEN F. GUMINA	DAVE MALTA	CARMEN F. GUMINA	DAVE MALTA	CARMEN F. GUMINA	SCATTER	BLANK AND VOID
			DEM	REP	IND	CON	WOR		
Webster	1	317	185	80	29	12	6	0	5
	2	213	94	72	23	7	8	0	9
	3	233	127	70	13	9	7	0	7
	4	154	78	47	13	7	6	0	3
	5	258	134	70	22	17	7	0	8
	9	327	169	102	26	18	10	0	2
	10	328	156	97	31	24	15	0	5
	13	246	113	97	17	6	6	0	7
	14	263	160	63	21	11	4	0	4
	17	197	111	59	8	11	4	0	4
	19	344	186	97	33	18	3	0	7
	20	295	154	94	21	14	5	0	7
	23	246	146	53	28	10	4	0	5
	24	534	255	166	41	35	18	0	19
	25	207	120	50	15	8	3	0	11
	27	223	111	63	20	17	2	0	10
	28	216	125	44	17	13	12	0	5
	29	175	107	39	15	7	3	0	4
	30	148	73	44	12	5	7	0	7
	31	277	106	108	14	20	5	0	24
	32	242	128	65	25	15	2	0	7
	33	270	150	66	25	17	9	0	3
	34	141	73	44	14	6	0	0	4
	36	233	116	78	12	16	6	0	5
	38	299	149	101	15	17	10	0	7
	40	352	183	110	19	14	11	0	15
	41	250	125	79	22	13	5	0	6
	42	242	124	73	19	16	5	0	5
GRAND TOTAL:		<u>7,230</u>	<u>3,758</u>	<u>2,131</u>	<u>570</u>	<u>383</u>	<u>183</u>	<u>0</u>	<u>205</u>

COUNTY LEGISLATOR  
9TH DISTRICT  
4 YEAR TERM

LEGISLATIVE DISTRICT OR TOWN	ELECTION DISTRICT	TOTAL VOTERS	DOREEN K. BRADY LEVIN	TONY LAFOUNTAIN	TONY LAFOUNTAIN	TONY LAFOUNTAIN	SCATTER	BLANK AND VOID
			DEM	REP	IND	CON		
Penfield	1	88	29	38	3	13	0	5
	2	201	72	96	7	13	0	13
	3	174	64	78	5	16	0	11
	4	215	86	87	9	23	0	10
	6	158	67	68	5	16	0	2
	7	237	81	111	11	20	0	14
	10	186	60	87	9	9	0	21
	11	136	48	67	7	9	0	5
	14	212	74	97	14	16	0	11
	15	240	87	115	11	13	0	14
	16	111	41	51	11	4	0	4
	18	161	52	83	11	9	0	6
	19	280	120	123	10	11	0	16
	20	229	68	117	14	21	0	9
	21	213	80	95	11	13	0	14
	23	257	98	107	13	25	0	14
	24	254	82	130	11	18	0	13
	25	178	52	89	12	14	0	11
	27	241	86	110	11	22	0	12
	28	147	61	68	5	7	0	6
	29	220	85	90	16	16	0	13
	30	262	89	126	15	22	0	10
	31	119	57	46	2	6	0	8
	32	155	62	73	6	3	0	11
	35	205	79	81	15	15	0	15
	36	136	55	66	4	1	0	10
	37	237	93	112	14	6	0	12
	38	146	64	63	7	6	0	6
	39	101	32	45	2	17	0	5
	41	119	35	71	3	6	0	4
	42	129	53	58	8	5	0	5
GRAND TOTAL:		<u>5,747</u>	<u>2,112</u>	<u>2,648</u>	<u>282</u>	<u>395</u>	<u>0</u>	<u>310</u>

COUNTY LEGISLATOR  
10TH DISTRICT  
4 YEAR TERM

LEGISLATIVE DISTRICT OR TOWN	ELECTION DISTRICT	TOTAL VOTERS	TED NIXON	ANTHONY J. DANIELE	ANTHONY J. DANIELE	ANTHONY J. DANIELE	TED NIXON	SCATTER	BLANK AND VOID
			DEM	REP	IND	CON	WOR		
East Rochester									
	1	289	141	94	8	13	8	0	25
	2	258	101	108	9	7	9	0	24
	3	281	126	103	15	13	4	0	20
	4	226	89	79	19	9	4	0	26
	5	194	85	75	1	10	7	0	16
		<u>1,248</u>	<u>542</u>	<u>459</u>	<u>52</u>	<u>52</u>	<u>32</u>	<u>0</u>	<u>111</u>
East Rochester Pittsford									
	1	264	115	107	12	12	11	0	7
	2	234	122	82	13	10	3	0	4
	3	420	165	198	13	14	10	0	20
	4	271	116	120	8	18	6	0	3
	5	221	116	76	6	12	5	0	6
	6	190	87	75	12	4	1	0	11
	7	118	53	51	6	4	1	0	3
	8	259	93	130	11	19	1	0	5
	9	301	119	142	13	12	8	0	7
	11	248	104	109	10	13	7	0	5
	12	214	103	87	7	8	5	0	4
	13	211	111	86	6	5	1	0	2
	14	316	134	142	8	12	10	0	10
	15	117	59	41	3	7	4	0	3
	16	193	89	77	9	6	1	0	11
	18	217	105	88	5	8	2	0	9
	19	200	79	94	6	11	2	0	8
	20	273	156	90	8	9	7	0	3
	23	230	89	103	11	20	2	0	5
	25	324	138	154	8	15	4	0	5
	27	211	100	82	5	11	8	0	5
	28	211	98	93	8	6	2	0	4
	29	241	96	115	9	7	6	0	8
	30	206	109	82	8	4	1	0	2
	32	267	126	110	11	9	5	0	6
Pittsford		<u>5,957</u>	<u>2,682</u>	<u>2,534</u>	<u>216</u>	<u>256</u>	<u>113</u>	<u>0</u>	<u>156</u>
GRAND TOTAL:		<u>7,205</u>	<u>3,224</u>	<u>2,993</u>	<u>268</u>	<u>308</u>	<u>145</u>	<u>0</u>	<u>267</u>

COUNTY LEGISLATOR  
11TH DISTRICT  
4 YEAR TERM

LEGISLATIVE DISTRICT OR TOWN	ELECTION DISTRICT	TOTAL VOTERS	SUSAN L. DAVIS	MIKE BARKER	MIKE BARKER	MIKE BARKER	SUSAN L. DAVIS	SCATTER	BLANK AND VOID
			DEM	REP	IND	CON	WOR		
East Rochester	6	189	73	68	6	9	5	0	28
	7	237	102	81	8	10	9	0	27
East Rochester		426	175	149	14	19	14	0	55
Perinton	4	194	77	92	6	4	5	0	10
	5	110	41	49	3	8	2	0	7
	6	231	112	88	7	7	10	0	7
	7	255	86	123	15	11	6	0	14
	9	264	82	129	12	19	8	0	14
	10	218	79	93	7	17	6	0	16
	11	132	59	55	4	5	3	0	6
	14	234	79	110	4	21	6	0	14
	19	186	74	71	9	15	7	0	10
	24	339	88	207	11	16	5	0	12
	25	176	64	81	10	5	8	0	8
	30	183	69	83	10	11	0	0	10
	31	243	84	127	7	11	5	0	9
	34	237	84	108	9	13	8	0	15
	36	102	35	51	3	6	5	0	2
	37	198	55	92	16	21	6	0	8
	38	295	112	148	12	8	2	0	13
	39	212	65	106	11	13	3	0	14
	42	161	60	77	7	8	0	0	9
	43	344	107	184	12	32	2	0	7
	47	166	52	82	10	14	4	0	4
	48	127	48	60	8	6	3	0	2
	50	50	24	12	1	1	4	0	8
	54	267	86	138	12	10	4	0	17
	56	188	66	93	8	13	1	0	7
Perinton		5,112	1,788	2,459	214	295	113	0	243
GRAND TOTAL:		5,538	1,963	2,608	228	314	127	0	298

COUNTY LEGISLATOR  
12TH DISTRICT  
4 YEAR TERM

LEGISLATIVE DISTRICT OR TOWN	ELECTION DISTRICT	TOTAL VOTERS	JEFF ADAIR	JEFF ADAIR	JEFF ADAIR	SCATTER	BLANK AND VOID
			REP	IND	CON		
Mendon							
	1	355	146	29	25	0	155
	2	314	121	16	13	2	162
	3	393	175	30	30	1	157
	4	283	111	18	11	0	143
	5	320	143	30	26	0	121
	6	318	134	26	20	0	138
	7	325	156	21	23	0	125
	8	131	59	8	9	0	55
	9	300	130	26	18	0	126
Mendon		<u>2,739</u>	<u>1,175</u>	<u>204</u>	<u>175</u>	<u>3</u>	<u>1,182</u>
Pittsford							
	10	161	70	12	12	0	67
	17	271	91	18	15	0	147
	22	277	116	12	18	0	131
	24	265	137	18	7	3	100
	26	256	110	31	20	0	95
	31	216	88	15	14	1	98
	33	220	118	14	11	0	77
	34	133	69	9	5	0	50
Pittsford		<u>1,799</u>	<u>799</u>	<u>129</u>	<u>102</u>	<u>4</u>	<u>765</u>
Rush							
	1	287	135	25	25	0	102
	2	222	104	24	23	2	69
	3	308	143	19	22	1	123
	4	249	113	29	17	0	90
Rush		<u>1,066</u>	<u>495</u>	<u>97</u>	<u>87</u>	<u>3</u>	<u>384</u>
Wheatland							
	1	166	84	20	21	0	41
	2	176	91	21	21	0	43
	3	205	100	40	18	0	47
	4	150	84	14	19	0	33
	5	149	89	15	15	0	30
Wheatland		<u>846</u>	<u>448</u>	<u>110</u>	<u>94</u>	<u>0</u>	<u>194</u>
GRAND TOTAL:		<u><u>6,450</u></u>	<u><u>2,917</u></u>	<u><u>540</u></u>	<u><u>458</u></u>	<u><u>10</u></u>	<u><u>2,525</u></u>



COUNTY LEGISLATOR  
15TH DISTRICT  
4 YEAR TERM

LEGISLATIVE DISTRICT OR TOWN	ELECTION DISTRICT	TOTAL VOTERS	DAN QUATRO	DAN QUATRO	DAN QUATRO	SCATTER	BLANK AND VOID
			REP	IND	CON		
Brighton							
	3	187	61	14	10	0	102
	8	183	71	9	7	1	95
	16	141	75	7	5	0	54
	29	131	46	14	3	0	68
Brighton		<u>642</u>	<u>253</u>	<u>44</u>	<u>25</u>	<u>1</u>	<u>319</u>
Penfield							
	5	203	94	26	19	0	64
	8	159	76	11	7	0	65
	9	282	125	26	19	0	112
	12	221	108	16	24	0	73
	13	258	115	22	17	0	104
	17	201	106	18	12	0	65
	22	179	64	18	13	0	84
	26	144	75	5	5	0	59
	33	214	91	17	21	0	85
	34	157	82	13	17	0	45
	40	177	84	15	11	1	66
Penfield		<u>2,195</u>	<u>1,020</u>	<u>187</u>	<u>165</u>	<u>1</u>	<u>822</u>
Webster							
	6	180	82	7	6	0	85
	7	243	86	21	19	0	117
	8	210	91	16	19	0	84
	11	173	78	12	20	0	63
	12	287	147	20	20	0	100
	15	150	61	14	13	1	61
	16	175	76	19	15	0	65
	18	160	69	9	6	0	76
	21	246	110	25	19	0	92
	22	224	84	20	18	0	102
	26	139	73	4	14	0	48
	35	153	64	13	18	0	58
	37	270	122	31	12	0	105
	39	225	111	12	13	0	89
	43	138	51	10	17	0	60
Webster		<u>2,973</u>	<u>1,305</u>	<u>233</u>	<u>229</u>	<u>1</u>	<u>1,205</u>
GRAND TOTAL:		<u><u>5,810</u></u>	<u><u>2,578</u></u>	<u><u>464</u></u>	<u><u>419</u></u>	<u><u>3</u></u>	<u><u>2,346</u></u>

COUNTY LEGISLATOR  
16TH DISTRICT  
4 YEAR TERM

LEGISLATIVE DISTRICT OR TOWN	ELECTION DISTRICT	TOTAL VOTERS	VINCENT J. ESPOSITO	PETER W. KELDERHOUSE	VINCENT J. ESPOSITO	VINCENT J. ESPOSITO	SCATTER	BLANK AND VOID
			DEM	REP	IND	CON		
Irondequoit	1	216	98	81	7	10	0	20
	3	253	118	78	13	11	0	33
	4	180	78	75	6	5	0	16
	7	334	166	115	12	18	0	23
	8	227	103	87	11	10	2	14
	9	239	111	87	11	9	0	21
	10	246	124	90	9	13	0	10
	14	293	145	100	14	14	0	20
	15	293	128	118	17	15	0	15
	16	276	150	84	17	11	0	14
	18	237	110	90	11	5	0	21
	20	192	94	76	8	6	0	8
	22	244	110	91	13	12	0	18
	25	207	100	82	5	8	0	12
	27	146	76	50	10	4	0	6
	28	153	65	62	10	8	0	8
	30	198	99	68	14	9	0	8
	33	171	89	55	7	6	0	14
	34	333	159	135	11	10	0	18
	40	150	80	47	7	5	0	11
	42	214	95	84	11	11	0	13
	44	439	211	170	22	11	0	25
	46	186	93	51	11	9	0	22
	49	194	106	56	9	16	0	7
	51	275	140	93	9	15	0	18
	53	181	89	56	9	3	0	24
	57	305	168	86	22	17	1	11
	59	193	89	66	14	9	0	15
	60	221	113	78	5	8	0	17
	62	240	113	87	11	12	0	17
	63	164	87	51	9	2	0	15
	68	194	91	76	7	5	0	15
GRAND TOTAL:		<u>7,394</u>	<u>3,598</u>	<u>2,625</u>	<u>352</u>	<u>307</u>	<u>3</u>	<u>509</u>

COUNTY LEGISLATOR  
17TH DISTRICT  
4 YEAR TERM

LEGISLATIVE DISTRICT OR TOWN	ELECTION DISTRICT	TOTAL VOTERS	TED O'BRIEN	DAN WHITE	TED O'BRIEN	DAN WHITE	TED O'BRIEN	SCATTER	BLANK AND VOID
			DEM	REP	IND	CON	WOR		
Irondequoit	2	162	80	61	4	8	1	0	8
	5	170	110	32	2	11	8	0	7
	11	113	51	38	11	4	3	0	6
	12	145	73	36	7	9	8	0	12
	13	268	174	57	13	10	7	0	7
	17	128	75	32	8	7	0	0	6
	19	213	128	45	11	9	6	0	14
	21	208	127	39	11	10	8	0	13
	23	201	101	57	8	7	6	0	22
	24	205	105	59	7	17	4	0	13
	26	122	48	43	7	4	4	0	16
	29	145	86	36	5	4	5	0	9
	32	196	112	45	10	7	6	0	16
	35	127	75	34	6	5	2	0	5
	36	108	57	35	4	4	2	0	6
	37	192	102	62	6	8	2	0	12
	38	124	70	31	3	5	3	0	12
	39	95	48	25	3	1	0	0	18
	41	211	119	56	10	4	5	0	17
	43	139	76	38	6	8	3	0	8
	45	183	95	56	5	7	4	0	16
	47	87	45	28	2	6	0	0	6
	48	242	138	59	17	15	2	0	11
	50	99	45	24	4	8	3	0	15
	52	199	115	45	13	5	2	0	19
	54	61	32	14	3	7	1	0	4
	55	209	107	57	8	10	9	0	18
	56	197	95	61	6	11	4	0	20
	58	212	92	68	7	15	6	0	24
	61	277	155	86	10	15	4	0	7
	65	127	59	43	5	7	2	0	11
	66	57	26	15	1	3	1	0	11
	67	189	106	45	10	11	4	0	13
	69	70	45	10	2	3	2	0	8
	71/72	67	30	21	3	4	4	0	5
GRAND TOTAL:		5,548	3,002	1,493	238	269	131	0	415

COUNTY LEGISLATOR  
22ND DISTRICT  
4 YEAR TERM

<u>LEGISLATIVE DISTRICT OR TOWN</u>	<u>ELECTION DISTRICT</u>	<u>TOTAL VOTERS</u>	GLENN J. GAMBLE <u>DEM</u>	<u>SCATTER</u>	<u>BLANK AND VOID</u>
Leg. Dist. 22					
	1	81	48	0	33
	2	15	10	0	5
	3	69	46	0	23
	4	19	12	0	7
	5	57	33	0	24
	6	39	29	0	10
	7	32	24	0	8
	8	59	41	0	18
	9	33	25	0	8
	10	39	35	0	4
	11	76	50	0	26
	12	34	21	0	13
	13	18	12	0	6
	14	67	45	0	22
	15	65	52	0	13
	16	27	18	0	9
	17	27	17	0	10
	18	31	17	0	14
	19	46	30	0	16
	20	59	37	0	22
	21	44	28	0	16
	22	64	46	0	18
	23	39	20	0	19
	24	32	19	0	13
GRAND TOTAL:		<u><u>1,072</u></u>	<u><u>715</u></u>	<u><u>0</u></u>	<u><u>357</u></u>

COUNTY LEGISLATOR  
26TH DISTRICT  
4 YEAR TERM

LEGISLATIVE DISTRICT OR TOWN	ELECTION DISTRICT	TOTAL VOTERS	STEVE ECKEL	CHRISTOPHER S. TILLET	STEVE ECKEL	CHRISTOPHER S. TILLET	STEVE ECKEL	SCATTER	BLANK AND VOID
			DEM	REP	IND	CON	WOR		
Leg. Dist. 26									
	1/13	87	50	20	1	3	7	0	6
	2	38	23	10	1	0	1	0	3
	3	105	45	42	6	4	3	0	5
	4	140	59	46	4	16	9	0	6
	5	111	52	33	4	10	3	0	9
	7	111	60	30	8	4	2	0	7
	8	119	70	30	4	1	5	0	9
	9	147	54	58	5	16	9	0	5
	10	112	51	32	7	8	5	0	9
	11	113	60	32	4	8	3	0	6
	12	176	111	36	8	7	4	0	10
	14	103	49	26	8	6	7	0	7
	15	121	74	24	2	5	7	0	9
	16	126	43	57	10	6	3	0	7
	17	3	0	0	1	1	0	0	1
Leg. Dist. 26		1,612	801	476	73	95	68	0	99
CITY		1,612	801	476	73	95	68	0	99
Gates									
	9	223	89	69	15	7	5	0	38
	13	182	92	42	7	12	2	0	27
	16	171	79	46	8	14	1	0	23
	17	154	68	47	7	8	3	0	21
	29	179	78	54	13	6	6	0	22
	33	89	35	38	4	4	2	0	6
Gates		998	441	296	54	51	19	0	137
Greece									
	93	215	97	73	15	7	6	0	17
Greece		215	97	73	15	7	6	0	17
Irondequoit									
	6	346	176	102	23	17	14	0	14
	31	200	118	50	15	9	2	0	6
	64	116	54	31	7	12	3	0	9
	70	72	34	17	3	3	5	0	10
Irondequoit		734	382	200	48	41	24	0	39
TOWNS		1,947	920	569	117	99	49	0	193
GRAND TOTAL:		3,559	1,721	1,045	190	194	117	0	292

COUNTY LEGISLATOR  
27TH DISTRICT  
4 YEAR TERM

LEGISLATIVE DISTRICT OR TOWN	ELECTION DISTRICT	TOTAL VOTERS	WILLIE J. LIGHTFOOT	CHRISTOPHER A. PARRIS	WILLIE J. LIGHTFOOT	SCATTER	BLANK AND VOID
			DEM	REP	WOR		
Leg. Dist. 27							
	1	121	80	31	4	0	6
	2	122	70	40	3	1	8
	3	125	79	28	16	0	2
	4	135	85	35	9	0	6
	5	127	94	20	6	0	7
	6	90	61	21	2	0	6
	7	132	80	30	13	0	9
	8	88	65	12	4	0	7
	9	144	106	20	12	0	6
	10	131	73	40	8	0	10
	11	123	95	20	4	0	4
	12	84	54	19	6	0	5
	13	99	73	20	4	0	2
	14	91	59	20	4	0	8
	15	90	72	13	4	0	1
	16	120	87	14	5	0	14
	17	44	25	11	2	0	6
	18	65	50	9	3	0	3
	19	112	83	17	7	0	5
	20	71	51	2	2	0	16
	21	68	51	11	2	0	4
	22	152	103	27	7	0	15
	23	51	34	7	4	0	6
	27	114	66	26	9	0	13
	28	79	56	13	3	0	7
GRAND TOTAL:		<u>2,578</u>	<u>1,752</u>	<u>506</u>	<u>143</u>	<u>1</u>	<u>176</u>

CITY COURT JUDGE  
SUMMARY

LEGISLATIVE DISTRICT OR TOWN	TOTAL VOTERS	CHARLES F. CRIMI, JR.  DEM	PAUL D. IRVING  REP	SCATTER	BLANK AND VOID
Leg. Dist. 06	945	494	307	1	143
Leg. Dist. 07	524	284	159	0	81
Leg. Dist. 21	2,715	1,806	556	2	351
Leg. Dist. 22	1,072	707	97	0	268
Leg. Dist. 23	3,309	2,372	648	2	287
Leg. Dist. 24	2,089	1,436	418	1	234
Leg. Dist. 25	1,813	1,257	208	0	348
Leg. Dist. 26	1,612	884	477	0	251
Leg. Dist. 27	2,578	1,761	373	1	443
Leg. Dist. 28	1,633	964	364	0	305
Leg. Dist. 29	1,930	1,148	375	0	407
GRAND TOTAL:	<u>20,220</u>	<u>13,113</u>	<u>3,982</u>	<u>7</u>	<u>3,118</u>

CITY COURT JUDGE  
DETAIL

LEGISLATIVE DISTRICT OR TOWN	ELECTION DISTRICT	TOTAL VOTERS	CHARLES F. CRIMI, JR.	PAUL D. IRVING	SCATTER	BLANK AND VOID
			DEM	REP		
Leg. Dist. 06						
	1	240	126	88	0	26
	2	87	44	25	0	18
	3	139	60	56	0	23
	4	167	93	44	0	30
	5	160	91	46	0	23
	6	152	80	48	1	23
		<u>945</u>	<u>494</u>	<u>307</u>	<u>1</u>	<u>143</u>
Leg. Dist. 06						
Leg. Dist. 07						
	1	226	121	71	0	34
	2	171	94	51	0	26
	3	127	69	37	0	21
		<u>524</u>	<u>284</u>	<u>159</u>	<u>0</u>	<u>81</u>
Leg. Dist. 07						
Leg. Dist. 21						
	1	127	80	30	1	16
	2	129	94	23	0	12
	3	51	35	7	0	9
	4	71	44	16	0	11
	5/16	148	94	40	0	14
	6	117	84	15	0	18
	7	187	114	48	0	25
	8/28	63	43	10	0	10
	9	110	80	24	0	6
	10	191	124	49	0	18
	11/29-17	50	36	11	0	3
	12	143	86	43	0	14
	13	56	49	3	0	4
	14	207	129	45	0	33
	15	118	75	35	0	8
	17	93	68	16	0	9
	18	69	43	9	0	17
	19/30	29	14	8	0	7
	20	60	41	14	0	5
	21	88	60	13	0	15
	22	71	42	16	0	13
	23/32	62	37	13	0	12
	24	164	115	29	1	19
	25	80	56	8	0	16
	26	54	39	1	0	14
	27	48	32	8	0	8
	29	29	21	4	0	4
	31/34	44	36	5	0	3
	33	56	35	13	0	8
		<u>2,715</u>	<u>1,806</u>	<u>556</u>	<u>2</u>	<u>351</u>
Leg. Dist. 21						
Leg. Dist. 22						
	1	81	41	22	0	18
	2	15	11	1	0	3
	3	69	48	3	0	18



CITY COURT JUDGE  
DETAIL

LEGISLATIVE DISTRICT OR TOWN	ELECTION DISTRICT	TOTAL VOTERS	CHARLES F. CRIMI, JR.	PAUL D. IRVING	SCATTER	BLANK AND VOID
			DEM	REP		
Leg. Dist. 22						
	4	19	12	3	0	4
	5	57	38	2	0	17
	6	39	28	2	0	9
	7	32	25	1	0	6
	8	59	41	7	0	11
	9	33	24	0	0	9
	10	39	35	1	0	3
	11	76	43	12	0	21
	12	34	22	3	0	9
	13	18	11	2	0	5
	14	67	42	9	0	16
	15	65	50	3	0	12
	16	27	17	2	0	8
	17	27	14	4	0	9
	18	31	20	1	0	10
	19	46	33	3	0	10
	20	59	35	7	0	17
	21	44	31	0	0	13
	22	64	46	4	0	14
	23	39	22	0	0	17
	24	32	18	5	0	9
Leg. Dist. 22		1,072	707	97	0	268
Leg. Dist. 23						
	1	61	40	17	0	4
	2	118	85	18	0	15
	3	71	52	12	0	7
	4	178	131	31	0	16
	5	83	61	15	0	7
	6	64	40	17	0	7
	7	114	88	19	0	7
	8	114	81	23	0	10
	9	88	68	13	0	7
	10	94	63	24	0	7
	11	132	104	20	0	8
	12	192	148	29	0	15
	13	100	63	30	0	7
	14	82	58	21	0	3
	15	50	37	8	0	5
	16	99	75	14	0	10
	17	170	117	34	0	19
	18	169	117	37	0	15
	19	131	77	34	1	19
	20	169	124	33	0	12
	21	153	111	34	0	8
	22	114	87	16	0	11
	23	52	42	7	0	3
	24	128	89	23	0	16

CITY COURT JUDGE  
DETAIL

LEGISLATIVE DISTRICT OR TOWN	ELECTION DISTRICT	TOTAL VOTERS	CHARLES F. CRIMI, JR.	PAUL D. IRVING	SCATTER	BLANK AND VOID
			DEM	REP		
Leg. Dist. 23						
	25	235	176	39	1	19
	26	253	180	52	0	21
	27	95	58	28	0	9
		<u>3,309</u>	<u>2,372</u>	<u>648</u>	<u>2</u>	<u>287</u>
Leg. Dist. 23						
Leg. Dist. 24						
	1	191	150	22	0	19
	2	135	111	20	0	4
	3	155	116	28	0	11
	4	143	104	30	0	9
	5	155	103	34	0	18
	6	94	56	31	0	7
	7	85	56	21	0	8
	8	128	92	28	0	8
	9	101	68	23	0	10
	10	145	118	14	1	12
	11	77	39	22	0	16
	12	54	33	9	0	12
	13	116	84	19	0	13
	14	123	85	20	0	18
	15	200	105	42	0	53
	16	118	80	28	0	10
	17	69	36	27	0	6
		<u>2,089</u>	<u>1,436</u>	<u>418</u>	<u>1</u>	<u>234</u>
Leg. Dist. 24						
Leg. Dist. 25						
	1	124	91	17	0	16
	2	89	59	10	0	20
	3	130	78	10	0	42
	4	33	20	3	0	10
	5	50	35	4	0	11
	6	113	77	12	0	24
	7	58	36	2	0	20
	8	95	62	3	0	30
	9	60	44	4	0	12
	10	114	90	9	0	15
	11	51	36	4	0	11
	12	128	89	19	0	20
	13	89	67	2	0	20
	14/24	170	119	36	0	15
	15	55	38	4	0	13
	16/23	17	9	5	0	3
	17	47	31	2	0	14
	18	147	106	22	0	19
	19/21	79	59	14	0	6
	20	11	8	2	0	1
	22	74	54	10	0	10
	25	79	49	14	0	16
		<u>1,813</u>	<u>1,257</u>	<u>208</u>	<u>0</u>	<u>348</u>
Leg. Dist. 25						

CITY COURT JUDGE  
DETAIL

LEGISLATIVE DISTRICT OR TOWN	ELECTION DISTRICT	TOTAL VOTERS	CHARLES F. CRIMI, JR.	PAUL D. IRVING	SCATTER	BLANK AND VOID
			DEM	REP		
Leg. Dist. 26						
	1/13	87	51	20	0	16
	2	38	25	8	0	5
	3	105	50	40	0	15
	4	140	62	60	0	18
	5	111	62	32	0	17
	7	111	62	29	0	20
	8	119	73	26	0	20
	9	147	71	54	0	22
	10	112	57	33	0	22
	11	113	62	32	0	19
	12	176	119	35	0	22
	14	103	59	28	0	16
	15	121	70	31	0	20
	16	126	60	48	0	18
	17	3	1	1	0	1
		<u>1,612</u>	<u>884</u>	<u>477</u>	<u>0</u>	<u>251</u>
Leg. Dist. 26						
Leg. Dist. 27						
	1	121	81	27	0	13
	2	122	76	31	0	15
	3	125	90	23	0	12
	4	135	96	28	0	11
	5	127	91	16	0	20
	6	90	63	15	0	12
	7	132	95	21	0	16
	8	88	60	8	0	20
	9	144	114	12	0	18
	10	131	81	29	0	21
	11	123	90	18	0	15
	12	84	53	10	0	21
	13	99	67	14	0	18
	14	91	61	10	0	20
	15	90	57	9	0	24
	16	120	90	8	0	22
	17	44	29	9	0	6
	18	65	47	7	0	11
	19	112	86	11	1	14
	20	71	42	5	0	24
	21	68	49	4	0	15
	22	152	105	15	0	32
	23	51	30	3	0	18
	27	114	54	28	0	32
	28	79	54	12	0	13
		<u>2,578</u>	<u>1,761</u>	<u>373</u>	<u>1</u>	<u>443</u>
Leg. Dist. 27						
Leg. Dist. 28						
	1	81	47	20	0	14
	2	106	64	23	0	19
	3	48	25	10	0	13

CITY COURT JUDGE  
DETAIL

LEGISLATIVE DISTRICT OR TOWN	ELECTION DISTRICT	TOTAL VOTERS	CHARLES F. CRIMI, JR.	PAUL D. IRVING	SCATTER	BLANK AND VOID
			DEM	REP		
Leg. Dist. 28						
	4	99	63	20	0	16
	5	77	50	16	0	11
	6	86	49	18	0	19
	7	126	79	26	0	21
	8	138	83	22	0	33
	9	52	22	16	0	14
	10	60	29	17	0	14
	11	86	52	19	0	15
	12	49	23	13	0	13
	13/25	71	38	18	0	15
	14	51	27	16	0	8
	15	33	13	8	0	12
	16	84	44	27	0	13
	17	25	16	3	0	6
	18/19	102	68	25	0	9
	21	95	61	22	0	12
	22	52	33	8	0	11
	23/24	112	78	17	0	17
Leg. Dist. 28		1,633	964	364	0	305
Leg. Dist. 29						
	1/2	30	21	2	0	7
	3	56	36	7	0	13
	4	104	66	20	0	18
	5/7	102	63	22	0	17
	6	81	49	22	0	10
	8	130	71	35	0	24
	9	74	46	15	0	13
	10	73	46	15	0	12
	11	88	51	24	0	13
	12	64	40	12	0	12
	13	68	45	10	0	13
	14	91	53	22	0	16
	15	50	29	8	0	13
	16	32	18	4	0	10
	18	99	59	28	0	12
	19	66	42	13	0	11
	20	95	64	10	0	21
	21	104	68	16	0	20
	22	86	52	7	0	27
	23	110	46	8	0	56
	24	90	54	22	0	14
	25	172	90	40	0	42
	26	45	30	7	0	8
	27	20	9	6	0	5
Leg. Dist. 29		1,930	1,148	375	0	407
GRAND TOTAL:		20,220	13,113	3,982	7	3,118

CITY OF ROCHESTER  
MEMBER OF CITY COUNCIL  
EAST DISTRICT  
SUMMARY

LEGISLATIVE DISTRICT OR TOWN	TOTAL VOTERS	ELAINE M. SPAULL  DEM	BRIAN C. CALLAHAN  REP	BRIAN C. CALLAHAN  IND	SCATTER	BLANK AND VOID
Leg. Dist. 21	2,460	1,548	547	95	1	269
Leg. Dist. 23	3,309	2,261	672	133	4	239
Leg. Dist. 24	1,048	758	161	48	1	80
Leg. Dist. 25	305	214	54	6	0	31
GRAND TOTAL:	<u>7,122</u>	<u>4,781</u>	<u>1,434</u>	<u>282</u>	<u>6</u>	<u>619</u>

CITY OF ROCHESTER  
MEMBER OF CITY COUNCIL  
EAST DISTRICT  
DETAIL

LEGISLATIVE DISTRICT OR TOWN	ELECTION DISTRICT	TOTAL VOTERS	ELAINE M. SPAULL	BRIAN C. CALLAHAN	BRIAN C. CALLAHAN	SCATTER	BLANK AND VOID
			DEM	REP	IND		
Leg. Dist. 21							
	1	127	81	30	6	0	10
	2	129	84	31	5	0	9
	5/16	148	86	44	7	0	11
	6	117	81	15	5	0	16
	7	187	113	52	3	0	19
	8/28	63	41	9	3	0	10
	9	110	78	24	6	0	2
	10	191	120	49	5	0	17
	12	143	86	33	10	0	14
	13	56	49	3	2	0	2
	14	207	123	52	6	0	26
	15	118	64	33	3	0	18
	17	93	55	21	4	0	13
	18	69	45	12	0	0	12
	19/30	29	17	5	0	0	7
	20	60	37	15	3	0	5
	21	88	60	14	3	0	11
	22	71	42	12	5	0	12
	23/32	62	36	12	4	0	10
	24	164	103	38	7	1	15
	25	80	55	8	0	0	17
	27	48	30	10	1	0	7
	31/34	44	34	7	2	0	1
	33	56	28	18	5	0	5
Leg. Dist. 21		2,460	1,548	547	95	1	269
Leg. Dist. 23							
	1	61	42	12	2	0	5
	2	118	86	15	7	0	10
	3	71	46	11	4	0	10
	4	178	141	24	7	1	5
	5	83	56	17	5	0	5
	6	64	38	17	2	0	7
	7	114	88	13	6	0	7
	8	114	79	26	5	0	4
	9	88	70	12	1	0	5
	10	94	61	25	3	0	5
	11	132	102	24	3	0	3
	12	192	142	31	4	0	15
	13	100	63	26	6	0	5
	14	82	56	21	2	0	3
	15	50	36	11	0	0	3
	16	99	68	18	4	0	9
	17	170	116	30	10	0	14
	18	169	98	47	7	0	17
	19	131	72	33	7	1	18

CITY OF ROCHESTER  
MEMBER OF CITY COUNCIL  
EAST DISTRICT  
DETAIL

LEGISLATIVE DISTRICT OR TOWN	ELECTION DISTRICT	TOTAL VOTERS	ELAINE M. SPAULL	BRIAN C. CALLAHAN	BRIAN C. CALLAHAN	SCATTER	BLANK AND VOID
			DEM	REP	IND		
Leg. Dist. 23							
	20	169	116	32	10	1	10
	21	153	94	37	7	0	15
	22	114	83	22	4	0	5
	23	52	38	9	2	0	3
	24	128	87	25	3	0	13
	25	235	154	54	8	1	18
	26	253	179	50	9	0	15
	27	95	50	30	5	0	10
Leg. Dist. 23		3,309	2,261	672	133	4	239
Leg. Dist. 24							
	1	191	155	24	7	0	5
	2	135	108	17	3	0	7
	4	143	93	31	10	0	9
	10	145	127	9	4	0	5
	13	116	80	22	5	0	9
	15	200	116	33	13	0	38
	16	118	79	25	6	1	7
Leg. Dist. 24		1,048	758	161	48	1	80
Leg. Dist. 25							
	18	147	100	28	4	0	15
	19/21	79	65	9	1	0	4
	25	79	49	17	1	0	12
Leg. Dist. 25		305	214	54	6	0	31
GRAND TOTAL:		7,122	4,781	1,434	282	6	619

CITY OF ROCHESTER  
MEMBER OF CITY COUNCIL  
NORTHEAST DISTRICT  
SUMMARY

LEGISLATIVE DISTRICT OR TOWN	TOTAL VOTERS	LOVELY A. WARREN  DEM	JAMES R. BOWERS  IND	LOVELY A. WARREN  WOR	SCATTER	BLANK AND VOID
Leg. Dist. 21	255	164	36	6	0	49
Leg. Dist. 22	1,040	743	60	43	0	194
Leg. Dist. 26	3	0	1	0	0	2
Leg. Dist. 29	1,930	1,039	315	62	0	514
GRAND TOTAL:	<u>3,228</u>	<u>1,946</u>	<u>412</u>	<u>111</u>	<u>0</u>	<u>759</u>



CITY OF ROCHESTER  
MEMBER OF CITY COUNCIL  
NORTHEAST DISTRICT  
DETAIL

LEGISLATIVE DISTRICT OR TOWN	ELECTION DISTRICT	TOTAL VOTERS	LOVELY A. WARREN	JAMES R. BOWERS	LOVELY A. WARREN	SCATTER	BLANK AND VOID
			DEM	IND	WOR		
Leg. Dist. 21							
	3	51	24	19	0	0	8
	4	71	46	8	0	0	17
	11/29-17	50	32	2	3	0	13
	26	54	45	1	3	0	5
	29	29	17	6	0	0	6
Leg. Dist. 21		255	164	36	6	0	49
Leg. Dist. 22							
	1	81	45	12	2	0	22
	2	15	13	0	0	0	2
	3	69	47	3	4	0	15
	4	19	14	2	0	0	3
	5	57	39	2	1	0	15
	6	39	32	0	3	0	4
	7	32	25	0	2	0	5
	8	59	40	4	3	0	12
	9	33	27	1	0	0	5
	10	39	34	2	0	0	3
	11	76	53	8	1	0	14
	12	34	28	0	2	0	4
	13	18	10	0	2	0	6
	14	67	45	5	2	0	15
	15	65	50	3	4	0	8
	16	27	17	1	1	0	8
	17	27	20	2	1	0	4
	18	31	24	1	3	0	3
	19	46	33	4	3	0	6
	20	59	41	2	3	0	13
	21	44	27	3	2	0	12
	22	64	52	2	1	0	9
	23	39	27	3	3	0	6
Leg. Dist. 22		1,040	743	60	43	0	194
Leg. Dist. 26							
	17	3	0	1	0	0	2
Leg. Dist. 26		3	0	1	0	0	2
Leg. Dist. 29							
	1/2	30	19	1	2	0	8
	3	56	34	13	0	0	9
	4	104	57	19	3	0	25
	5/7	102	58	22	0	0	22
	6	81	39	13	1	0	28
	8	130	58	33	1	0	38
	9	74	40	9	3	0	22
	10	73	43	6	4	0	20

CITY OF ROCHESTER  
MEMBER OF CITY COUNCIL  
NORTHEAST DISTRICT  
DETAIL

LEGISLATIVE DISTRICT OR TOWN	ELECTION DISTRICT	TOTAL VOTERS	LOVELY A. WARREN	JAMES R. BOWERS	LOVELY A. WARREN	SCATTER	BLANK AND VOID
			DEM	IND	WOR		
Leg. Dist. 29	11	88	41	14	4	0	29
	12	64	33	14	2	0	15
	13	68	48	4	4	0	12
	14	91	47	18	4	0	22
	15	50	28	9	2	0	11
	16	32	13	3	4	0	12
	18	99	40	31	5	0	23
	19	66	37	10	3	0	16
	20	95	66	9	2	0	18
	21	104	49	25	4	0	26
	22	86	64	6	2	0	14
	23	110	60	9	2	0	39
	24	90	50	13	4	0	23
	25	172	79	22	5	0	66
	26	45	24	8	0	0	13
	27	20	12	4	1	0	3
Leg. Dist. 29		<u>1,930</u>	<u>1,039</u>	<u>315</u>	<u>62</u>	<u>0</u>	<u>514</u>
GRAND TOTAL:		<u>3,228</u>	<u>1,946</u>	<u>412</u>	<u>111</u>	<u>0</u>	<u>759</u>

CITY OF ROCHESTER  
MEMBER OF CITY COUNCIL  
NORTHWEST DISTRICT  
SUMMARY

LEGISLATIVE DISTRICT OR TOWN	TOTAL VOTERS	CARLA M. PALUMBO	LUIS A. PEREZ	CARLA M. PALUMBO	CARLA M. PALUMBO	SCATTER	BLANK AND VOID
		DEM	REP	IND	WOR		
Leg. Dist. 06	945	478	302	43	47	1	74
Leg. Dist. 07	524	295	145	29	15	1	39
Leg. Dist. 22	32	18	6	2	1	0	5
Leg. Dist. 26	1,609	864	490	56	67	0	132
Leg. Dist. 27	193	119	37	7	6	0	24
Leg. Dist. 28	1,633	989	363	91	52	0	138
GRAND TOTAL:	4,936	2,763	1,343	228	188	2	412

CITY OF ROCHESTER  
MEMBER OF CITY COUNCIL  
NORTHWEST DISTRICT  
DETAIL

LEGISLATIVE DISTRICT OR TOWN	ELECTION DISTRICT	TOTAL VOTERS	CARLA M. PALUMBO	LUIS A. PEREZ	CARLA M. PALUMBO	CARLA M. PALUMBO	SCATTER	BLANK AND VOID
			DEM	REP	IND	WOR		
Leg. Dist. 06								
	1	240	123	85	11	6	0	15
	2	87	42	27	3	7	0	8
	3	139	59	53	6	4	0	17
	4	167	90	47	8	14	0	8
	5	160	84	45	11	8	0	12
	6	152	80	45	4	8	1	14
		<u>945</u>	<u>478</u>	<u>302</u>	<u>43</u>	<u>47</u>	<u>1</u>	<u>74</u>
Leg. Dist. 06								
Leg. Dist. 07								
	1	226	126	63	10	5	1	21
	2	171	94	50	9	5	0	13
	3	127	75	32	10	5	0	5
		<u>524</u>	<u>295</u>	<u>145</u>	<u>29</u>	<u>15</u>	<u>1</u>	<u>39</u>
Leg. Dist. 07								
Leg. Dist. 22								
	24	32	18	6	2	1	0	5
		<u>32</u>	<u>18</u>	<u>6</u>	<u>2</u>	<u>1</u>	<u>0</u>	<u>5</u>
Leg. Dist. 22								
Leg. Dist. 26								
	1/13	87	52	17	2	6	0	10
	2	38	27	8	1	1	0	1
	3	105	42	47	0	5	0	11
	4	140	70	46	8	6	0	10
	5	111	61	32	5	1	0	12
	7	111	62	29	8	5	0	7
	8	119	70	29	2	5	0	13
	9	147	65	57	6	7	0	12
	10	112	51	40	4	6	0	11
	11	113	72	27	1	3	0	10
	12	176	120	39	4	3	0	10
	14	103	50	34	4	7	0	8
	15	121	61	36	5	8	0	11
	16	126	61	49	6	4	0	6
		<u>1,609</u>	<u>864</u>	<u>490</u>	<u>56</u>	<u>67</u>	<u>0</u>	<u>132</u>
Leg. Dist. 26								
Leg. Dist. 27								
	27	114	68	24	5	4	0	13
	28	79	51	13	2	2	0	11
		<u>193</u>	<u>119</u>	<u>37</u>	<u>7</u>	<u>6</u>	<u>0</u>	<u>24</u>
Leg. Dist. 27								
Leg. Dist. 28								
	1	81	48	25	1	3	0	4
	2	106	63	26	5	4	0	8
	3	48	29	8	4	1	0	6
	4	99	61	19	7	5	0	7
	5	77	55	12	2	1	0	7
	6	86	54	19	5	5	0	3
	7	126	85	25	5	3	0	8

CITY OF ROCHESTER  
MEMBER OF CITY COUNCIL  
NORTHWEST DISTRICT  
DETAIL

LEGISLATIVE DISTRICT OR TOWN	ELECTION DISTRICT	TOTAL VOTERS	CARLA M. PALUMBO	LUIS A. PEREZ	CARLA M. PALUMBO	CARLA M. PALUMBO	SCATTER	BLANK AND VOID
			DEM	REP	IND	WOR		
Leg. Dist. 28	8	138	86	22	7	2	0	21
	9	52	28	13	6	2	0	3
	10	60	35	13	3	3	0	6
	11	86	41	26	1	6	0	12
	12	49	29	12	1	0	0	7
	13/25	71	42	14	7	3	0	5
	14	51	26	18	2	1	0	4
	15	33	12	12	2	0	0	7
	16	84	47	23	8	1	0	5
	17	25	19	4	0	0	0	2
	18/19	102	66	23	5	4	0	4
	21	95	57	21	9	5	0	3
	22	52	32	8	4	1	0	7
	23/24	112	74	20	7	2	0	9
Leg. Dist. 28		<u>1,633</u>	<u>989</u>	<u>363</u>	<u>91</u>	<u>52</u>	<u>0</u>	<u>138</u>
GRAND TOTAL:		<u>4,936</u>	<u>2,763</u>	<u>1,343</u>	<u>228</u>	<u>188</u>	<u>2</u>	<u>412</u>

CITY OF ROCHESTER  
 MEMBER OF CITY COUNCIL  
 SOUTH DISTRICT  
 SUMMARY

LEGISLATIVE DISTRICT OR TOWN	TOTAL VOTERS	ADAM C. MCFADDEN	ANTHONY ANDERSON	ANTHONY ANDERSON	ADAM C. MCFADDEN	SCATTER	BLANK AND VOID
		DEM	REP	IND	WOR		
Leg. Dist. 24	1,041	539	257	48	77	1	119
Leg. Dist. 25	1,508	1,053	175	43	101	0	136
Leg. Dist. 27	2,385	1,656	360	73	123	0	173
GRAND TOTAL:	4,934	3,248	792	164	301	1	428

CITY OF ROCHESTER  
MEMBER OF CITY COUNCIL  
SOUTH DISTRICT  
DETAIL

LEGISLATIVE DISTRICT OR TOWN	ELECTION DISTRICT	TOTAL VOTERS	ADAM C. MCFADDEN	ANTHONY ANDERSON	ANTHONY ANDERSON	ADAM C. MCFADDEN	SCATTER	BLANK AND VOID
			DEM	REP	IND	WOR		
Leg. Dist. 24	3	155	91	29	7	13	0	15
	5	155	79	36	8	8	0	24
	6	94	44	28	4	10	0	8
	7	85	44	24	3	7	0	7
	8	128	71	29	8	9	0	11
	9	101	46	26	5	12	0	12
	11	77	33	29	1	1	0	13
	12	54	33	7	1	2	0	11
	14	123	64	23	7	15	1	13
	17	69	34	26	4	0	0	5
Leg. Dist. 24		1,041	539	257	48	77	1	119
Leg. Dist. 25	1	124	86	22	6	0	0	10
	2	89	64	12	1	6	0	6
	3	130	85	13	2	8	0	22
	4	33	22	2	2	2	0	5
	5	50	46	2	0	0	0	2
	6	113	60	18	3	10	0	22
	7	58	48	4	0	2	0	4
	8	95	79	2	2	5	0	7
	9	60	48	2	2	4	0	4
	10	114	92	9	1	7	0	5
	11	51	41	3	0	5	0	2
	12	128	75	23	7	15	0	8
	13	89	69	1	1	4	0	14
	14/24	170	100	36	6	14	0	14
	15	55	41	4	0	2	0	8
	16/23	17	7	4	1	5	0	0
	17	47	36	4	0	5	0	2
	20	11	7	3	0	0	0	1

CITY OF ROCHESTER  
MEMBER OF CITY COUNCIL  
SOUTH DISTRICT  
DETAIL

LEGISLATIVE DISTRICT OR TOWN	ELECTION DISTRICT	TOTAL VOTERS	ADAM C. MCFADDEN	ANTHONY ANDERSON	ANTHONY ANDERSON	ADAM C. MCFADDEN	SCATTER	BLANK AND VOID
			DEM	REP	IND	WOR		
Leg. Dist. 25	22	74	47	11	9	7	0	0
Leg. Dist. 25		1,508	1,053	175	43	101	0	136
Leg. Dist. 27	1	121	84	28	1	4	0	4
	2	122	80	30	2	2	0	8
	3	125	73	25	8	15	0	4
	4	135	83	33	4	8	0	7
	5	127	93	11	1	9	0	13
	6	90	62	17	1	1	0	9
	7	132	86	22	4	12	0	8
	8	88	62	13	4	2	0	7
	9	144	101	18	7	12	0	6
	10	131	79	27	8	8	0	9
	11	123	96	16	5	2	0	4
	12	84	56	9	5	6	0	8
	13	99	78	11	4	4	0	2
	14	91	64	10	3	5	0	9
	15	90	66	14	0	7	0	3
	16	120	94	12	2	2	0	10
	17	44	30	6	2	3	0	3
	18	65	47	6	4	2	0	6
	19	112	84	15	1	6	0	6
	20	71	55	4	0	0	0	12
	21	68	49	11	1	3	0	4
	22	152	99	18	3	8	0	24
	23	51	35	4	3	2	0	7
Leg. Dist. 27		2,385	1,656	360	73	123	0	173
GRAND TOTAL:		4,934	3,248	792	164	301	1	428



COMMISSIONER OF SCHOOLS  
(VOTE FOR 4)  
PART 1 OF 2  
SUMMARY

LEGISLATIVE DISTRICT OR TOWN	TOTAL VOTERS	WILLA POWELL	ALLEN K. WILLIAMS	MALIK D. EVANS	MELISZA E. CAMPOS	MICHAEL P. MCMANUS	PRISCILLA CROMER	MICHAEL G. ROBERTS	NICHOLAS J. MANUELE
		DEM	DEM	DEM	DEM	REP	REP	REP	REP
Leg. Dist. 06	3,780	380	378	370	399	399	377	374	318
Leg. Dist. 07	2,096	214	227	223	242	198	179	177	148
Leg. Dist. 21	10,860	1,443	1,546	1,526	1,530	716	693	650	584
Leg. Dist. 22	4,288	708	678	708	661	114	129	110	100
Leg. Dist. 23	13,236	1,755	2,013	1,939	1,915	837	800	743	660
Leg. Dist. 24	8,356	1,103	1,199	1,178	1,161	466	484	455	404
Leg. Dist. 25	7,252	1,096	1,189	1,203	1,088	234	264	226	209
Leg. Dist. 26	6,448	696	732	729	730	595	568	549	482
Leg. Dist. 27	10,312	1,574	1,652	1,749	1,532	422	434	376	353
Leg. Dist. 28	6,532	807	838	866	838	433	413	420	351
Leg. Dist. 29	7,720	1,004	985	1,065	1,016	430	429	444	375
GRAND TOTAL:	80,880	10,780	11,437	11,556	11,112	4,844	4,770	4,524	3,984

COMMISSIONER OF SCHOOLS  
(VOTE FOR 4)  
PART 2 OF 2  
SUMMARY

LEGISLATIVE DISTRICT OR TOWN	TOTAL VOTERS	MELISZA E. CAMPOS	WILLA POWELL	MALIK D. EVANS	MELISZA E. CAMPOS	CHRISTOPHER EDES	MAX B. KESSLER	SCATTER	BLANK AND VOID
		IND	WOR	WOR	WOR	LBT	LBT		
Leg. Dist. 06	3,780	27	40	45	46	16	28	1	582
Leg. Dist. 07	2,096	19	14	16	13	20	24	0	388
Leg. Dist. 21	10,860	83	123	151	123	97	107	0	1,488
Leg. Dist. 22	4,288	26	34	27	17	14	28	0	934
Leg. Dist. 23	13,236	128	158	188	165	138	121	6	1,670
Leg. Dist. 24	8,356	69	162	171	149	99	107	2	1,147
Leg. Dist. 25	7,252	39	100	106	89	76	67	1	1,265
Leg. Dist. 26	6,448	49	60	66	67	50	55	1	1,019
Leg. Dist. 27	10,312	63	123	121	101	78	81	2	1,651
Leg. Dist. 28	6,532	52	57	56	49	55	50	1	1,246
Leg. Dist. 29	7,720	81	81	69	51	68	76	0	1,546
GRAND TOTAL:	80,880	636	952	1,016	870	711	744	14	12,930

COMMISSIONER OF SCHOOLS  
(VOTE FOR 4)  
PART 1 OF 2  
DETAIL

LEGISLATIVE DISTRICT OR TOWN	ELECTION DISTRICT	TOTAL VOTERS	WILLA POWELL	ALLEN K. WILLIAMS	MALIK D. EVANS	MELISZA E. CAMPOS	MICHAEL P. MCMANUS	PRISCILLA CROMER	MICHAEL G. ROBERTS	NICHOLAS J. MANUELE
			DEM	DEM	DEM	DEM	REP	REP	REP	REP
Leg. Dist. 06	1	960	91	89	93	109	105	101	100	87
	2	348	33	34	31	33	33	29	31	26
	3	556	48	41	43	44	66	68	67	59
	4	668	73	71	71	72	63	59	53	44
	5	640	65	69	61	72	73	61	66	53
	6	608	70	74	71	69	59	59	57	49
Leg. Dist. 06		3,780	380	378	370	399	399	377	374	318
Leg. Dist. 07	1	904	89	104	100	111	85	76	76	68
	2	684	74	70	74	75	60	62	58	45
	3	508	51	53	49	56	53	41	43	35
Leg. Dist. 07		2,096	214	227	223	242	198	179	177	148
Leg. Dist. 21	1	508	64	65	63	66	38	37	36	33
	2	516	60	71	68	77	37	45	39	35
	3	204	29	24	29	27	13	14	10	8
	4	284	37	36	38	42	21	20	20	18
	5/16	592	74	82	81	83	50	50	46	38
	6	468	65	73	66	68	18	20	17	16
	7	748	87	97	95	97	58	56	54	53
	8/28	252	35	37	34	34	10	10	11	9
	9	440	59	67	65	63	32	31	31	30
	10	764	98	101	110	100	62	61	52	56
	11/29-17	200	27	31	27	27	13	15	13	10
	12	572	76	71	84	77	45	42	36	35
	13	224	36	46	40	40	7	6	5	3
	14	828	101	106	109	111	56	57	53	47
	15	472	61	59	55	65	34	34	35	28
	17	372	52	61	54	54	24	20	21	14
	18	276	40	44	45	38	12	12	11	13

COMMISSIONER OF SCHOOLS  
(VOTE FOR 4)  
PART 1 OF 2  
DETAIL

LEGISLATIVE DISTRICT OR TOWN	ELECTION DISTRICT	TOTAL VOTERS	WILLA POWELL	ALLEN K. WILLIAMS	MALIK D. EVANS	MELISZA E. CAMPOS	MICHAEL P. MCMANUS	PRISCILLA CROMER	MICHAEL G. ROBERTS	NICHOLAS J. MANUELE
			DEM	DEM	DEM	DEM	REP	REP	REP	REP
Leg. Dist. 21	19/30	116	16	15	19	16	7	4	4	4
	20	240	25	33	26	34	24	20	20	15
	21	352	51	54	58	53	17	12	13	14
	22	284	40	38	32	36	13	12	16	11
	23/32	248	34	32	34	31	16	17	16	11
	24	656	74	107	92	85	54	41	39	39
	25	320	59	53	54	57	10	10	12	7
	26	216	36	37	39	40	4	4	2	4
	27	192	31	29	30	28	9	12	10	9
	29	116	19	18	20	20	7	6	4	4
	31/34	176	29	35	30	29	8	6	9	5
	33	224	28	24	29	32	17	19	15	15
Leg. Dist. 21		10,860	1,443	1,546	1,526	1,530	716	693	650	584
Leg. Dist. 22	1	324	46	41	42	42	21	22	20	20
	2	60	12	11	12	12	3	3	1	1
	3	276	45	44	47	50	4	5	3	5
	4	76	14	13	13	14	2	3	2	2
	5	228	40	34	38	34	4	3	4	2
	6	156	29	29	27	25	2	2	2	1
	7	128	23	22	24	20	1	1	0	0
	8	236	38	36	33	31	9	7	8	10
	9	132	27	25	23	25	0	0	0	0
	10	156	34	30	32	30	2	3	3	4
	11	304	43	45	52	41	13	14	14	12
	12	136	21	24	25	21	2	2	3	2
	13	72	13	13	11	9	1	2	1	1
	14	268	44	37	43	39	11	13	13	11
	15	260	47	50	52	47	4	7	3	2
	16	108	18	17	17	18	4	5	2	3

COMMISSIONER OF SCHOOLS  
(VOTE FOR 4)  
PART 1 OF 2  
DETAIL

LEGISLATIVE DISTRICT OR TOWN	ELECTION DISTRICT	TOTAL VOTERS	WILLA POWELL	ALLEN K. WILLIAMS	MALIK D. EVANS	MELISZA E. CAMPOS	MICHAEL P. MCMANUS	PRISCILLA CROMER	MICHAEL G. ROBERTS	NICHOLAS J. MANUELE
			DEM	DEM	DEM	DEM	REP	REP	REP	REP
Leg. Dist. 22	17	108	19	18	20	19	3	3	3	2
	18	124	20	20	20	20	1	3	1	1
	19	184	31	30	30	26	5	5	7	1
	20	236	39	35	41	35	6	10	5	8
	21	176	24	23	20	22	5	8	4	4
	22	256	42	44	46	43	5	4	4	2
	23	156	21	22	25	22	0	0	1	0
	24	128	18	15	15	16	6	4	6	6
Leg. Dist. 22		4,288	708	678	708	661	114	129	110	100
Leg. Dist. 23	1	244	35	34	33	36	15	14	19	11
	2	472	63	75	76	65	25	25	18	21
	3	284	34	40	39	36	15	13	12	13
	4	712	107	121	113	113	34	33	31	34
	5	332	46	44	50	49	18	15	15	14
	6	256	35	35	37	37	20	15	16	14
	7	456	68	76	69	68	24	22	17	14
	8	456	62	73	68	66	26	25	29	24
	9	352	46	57	56	56	24	24	18	14
	10	376	42	54	48	52	28	23	27	24
	11	528	78	91	95	87	28	19	23	18
	12	768	115	126	122	125	45	43	39	37
	13	400	51	52	48	53	39	38	32	27
	14	328	49	54	49	46	21	22	23	18
	15	200	34	33	36	34	10	9	8	10
	16	396	57	60	62	61	22	22	13	12
	17	680	91	98	95	98	41	43	39	33
	18	676	98	93	98	101	49	48	46	40
	19	524	66	59	67	69	39	40	32	29
	20	676	91	119	99	92	31	31	33	28

COMMISSIONER OF SCHOOLS  
(VOTE FOR 4)  
PART 1 OF 2  
DETAIL

LEGISLATIVE DISTRICT OR TOWN	ELECTION DISTRICT	TOTAL VOTERS	WILLA POWELL	ALLEN K. WILLIAMS	MALIK D. EVANS	MELISZA E. CAMPOS	MICHAEL P. MCMANUS	PRISCILLA CROMER	MICHAEL G. ROBERTS	NICHOLAS J. MANUELE
			DEM	DEM	DEM	DEM	REP	REP	REP	REP
Leg. Dist. 23	21	612	65	84	78	79	41	43	40	36
	22	456	61	74	73	71	33	35	23	25
	23	208	32	36	28	28	8	8	7	7
	24	512	67	77	72	70	27	29	27	24
	25	940	102	145	139	134	62	58	63	49
	26	1,012	119	158	147	141	81	69	59	57
	27	380	41	45	42	48	31	34	34	27
Leg. Dist. 23		13,236	1,755	2,013	1,939	1,915	837	800	743	660
Leg. Dist. 24	1	764	115	140	119	121	26	28	26	23
	2	540	86	91	91	97	26	25	26	23
	3	620	81	95	95	87	32	35	23	28
	4	572	80	81	79	78	33	37	34	33
	5	620	90	96	92	93	37	41	38	34
	6	376	43	45	42	47	31	32	29	25
	7	340	39	39	42	43	25	28	24	21
	8	512	70	77	77	72	32	27	27	23
	9	404	41	42	42	43	31	31	31	28
	10	580	74	101	95	89	20	20	12	16
	11	308	35	30	35	31	22	26	25	22
	12	216	27	30	32	27	6	10	11	6
	13	464	64	72	66	61	24	28	27	23
	14	492	59	65	72	61	28	24	24	20
	15	800	104	100	104	109	38	43	40	30
	16	472	59	63	62	67	33	26	31	25
	17	276	36	32	33	35	22	23	27	24
Leg. Dist. 24		8,356	1,103	1,199	1,178	1,161	466	484	455	404
Leg. Dist. 25	1	496	75	79	81	83	25	28	21	21
	2	356	55	62	61	51	10	12	9	7

COMMISSIONER OF SCHOOLS  
(VOTE FOR 4)  
PART 1 OF 2  
DETAIL

LEGISLATIVE DISTRICT OR TOWN	ELECTION DISTRICT	TOTAL VOTERS	WILLA POWELL	ALLEN K. WILLIAMS	MALIK D. EVANS	MELISZA E. CAMPOS	MICHAEL P. MCMANUS	PRISCILLA CROMER	MICHAEL G. ROBERTS	NICHOLAS J. MANUELE
			DEM	DEM	DEM	DEM	REP	REP	REP	REP
Leg. Dist. 25	3	520	72	90	87	79	10	13	7	8
	4	132	17	17	21	17	2	3	1	2
	5	200	36	38	42	36	4	4	3	2
	6	452	58	63	59	59	13	19	17	15
	7	232	40	40	45	38	3	2	1	1
	8	380	61	66	71	56	3	4	1	1
	9	240	45	46	46	42	3	5	2	2
	10	456	82	86	86	77	17	15	11	9
	11	204	34	39	38	32	2	3	3	4
	12	512	66	74	74	74	19	24	19	17
	13	356	58	61	62	54	2	2	3	4
	14/24	680	103	99	98	93	37	39	44	40
	15	220	37	37	42	33	3	4	3	3
	16/23	68	5	8	10	8	4	7	4	2
	17	188	28	30	35	27	3	2	2	3
	18	588	81	93	84	79	30	30	32	26
	19/21	316	49	52	57	50	16	20	15	14
	20	44	7	8	9	8	2	2	3	2
	22	296	41	52	48	48	11	11	9	10
	25	316	46	49	47	44	15	15	16	16
Leg. Dist. 25		7,252	1,096	1,189	1,203	1,088	234	264	226	209
Leg. Dist. 26	1/13	348	48	42	46	45	22	25	23	23
	2	152	21	22	22	23	12	11	11	8
	3	420	36	40	32	38	50	49	49	42
	4	560	45	51	45	48	69	62	61	54
	5	444	48	50	48	53	42	40	39	30
	7	444	46	53	52	52	38	34	32	30
	8	476	57	60	64	61	37	32	34	29
	9	588	53	54	57	54	66	64	59	54

COMMISSIONER OF SCHOOLS  
(VOTE FOR 4)  
PART 1 OF 2  
DETAIL

LEGISLATIVE DISTRICT OR TOWN	ELECTION DISTRICT	TOTAL VOTERS	WILLA POWELL	ALLEN K. WILLIAMS	MALIK D. EVANS	MELISZA E. CAMPOS	MICHAEL P. MCMANUS	PRISCILLA CROMER	MICHAEL G. ROBERTS	NICHOLAS J. MANUELE
			DEM	DEM	DEM	DEM	REP	REP	REP	REP
Leg. Dist. 26	10	448	42	48	46	51	47	46	39	35
	11	452	53	53	55	56	41	42	42	32
	12	704	98	105	106	103	43	43	47	38
	14	412	47	46	48	44	36	35	32	32
	15	484	50	58	50	53	36	35	31	28
	16	504	51	49	57	48	56	50	50	47
	17	12	1	1	1	1	0	0	0	0
Leg. Dist. 26		6,448	696	732	729	730	595	568	549	482
Leg. Dist. 27	1	484	72	82	87	72	26	26	20	21
	2	488	63	65	74	71	33	33	29	27
	3	500	64	79	87	74	27	28	19	21
	4	540	86	88	83	81	30	30	32	24
	5	508	81	84	94	83	14	17	11	11
	6	360	53	53	59	52	18	19	22	17
	7	528	81	90	87	82	23	23	21	21
	8	352	49	56	55	45	13	14	12	11
	9	576	78	101	100	82	19	17	14	13
	10	524	77	74	81	67	34	30	25	25
	11	492	84	83	89	84	24	19	20	16
	12	336	53	51	55	47	10	11	8	7
	13	396	70	69	74	66	13	15	15	12
	14	364	55	54	64	50	12	15	14	12
	15	360	57	64	62	53	12	10	12	12
	16	480	73	86	90	77	10	12	8	11
	17	176	27	28	26	21	10	11	9	11
	18	260	42	43	47	36	12	7	8	5
	19	448	73	77	82	69	12	14	14	14
	20	284	51	42	50	46	4	9	6	2
	21	272	44	48	55	46	8	8	3	6



COMMISSIONER OF SCHOOLS  
(VOTE FOR 4)  
PART 1 OF 2  
DETAIL

LEGISLATIVE DISTRICT OR TOWN	ELECTION DISTRICT	TOTAL VOTERS	WILLA POWELL	ALLEN K. WILLIAMS	MALIK D. EVANS	MELISZA E. CAMPOS	MICHAEL P. MCMANUS	PRISCILLA CROMER	MICHAEL G. ROBERTS	NICHOLAS J. MANUELE
			DEM	DEM	DEM	DEM	REP	REP	REP	REP
Leg. Dist. 27										
	22	608	103	103	107	98	17	20	13	16
	23	204	31	35	35	27	3	4	2	3
	27	456	54	48	54	55	23	27	26	23
	28	316	53	49	52	48	15	15	13	12
Leg. Dist. 27		10,312	1,574	1,652	1,749	1,532	422	434	376	353
Leg. Dist. 28										
	1	324	46	46	45	40	21	22	24	20
	2	424	53	55	57	56	29	27	28	19
	3	192	30	21	28	25	10	11	10	9
	4	396	49	45	51	51	24	22	23	17
	5	308	34	36	37	37	22	21	21	17
	6	344	37	44	44	40	23	26	22	19
	7	504	65	62	69	69	33	37	33	30
	8	552	74	77	80	72	21	19	25	15
	9	208	23	27	27	24	17	15	17	14
	10	240	22	27	24	28	20	20	21	15
	11	344	42	35	38	36	27	26	26	26
	12	196	24	23	26	24	14	9	13	10
	13/25	284	36	32	39	29	17	22	14	18
	14	204	27	30	30	27	16	14	18	16
	15	132	6	7	8	9	14	11	13	10
	16	336	34	44	39	44	31	25	29	25
	17	100	14	19	15	15	5	3	4	2
	18/19	408	57	60	58	59	30	30	25	20
	21	380	46	49	55	53	28	30	28	24
	22	208	27	30	28	32	7	5	5	9
	23/24	448	61	69	68	68	24	18	21	16
Leg. Dist. 28		6,532	807	838	866	838	433	413	420	351
Leg. Dist. 29										
	1/2	120	14	17	15	15	5	5	5	4

COMMISSIONER OF SCHOOLS  
(VOTE FOR 4)  
PART 1 OF 2  
DETAIL

LEGISLATIVE DISTRICT OR TOWN	ELECTION DISTRICT	TOTAL VOTERS	WILLA POWELL	ALLEN K. WILLIAMS	MALIK D. EVANS	MELISZA E. CAMPOS	MICHAEL P. MCMANUS	PRISCILLA CROMER	MICHAEL G. ROBERTS	NICHOLAS J. MANUELE
			DEM	DEM	DEM	DEM	REP	REP	REP	REP
Leg. Dist. 29	3	224	35	36	40	37	10	10	10	8
	4	416	55	51	58	49	25	24	20	19
	5/7	408	57	54	62	57	20	24	20	20
	6	324	41	37	41	36	24	20	22	21
	8	520	62	61	66	63	28	27	34	32
	9	296	37	38	42	35	14	16	20	14
	10	292	40	43	47	42	14	14	15	11
	11	352	41	43	38	45	27	24	31	23
	12	256	33	32	36	34	19	17	18	16
	13	272	40	42	44	41	9	8	6	8
	14	364	46	44	45	50	24	29	27	21
	15	200	29	25	29	27	9	11	10	8
	16	128	13	11	17	12	5	3	6	5
	18	396	43	49	53	53	33	26	30	25
	19	264	39	36	40	35	16	17	15	13
	20	380	59	52	63	57	16	19	15	13
	21	416	50	52	61	58	24	23	25	17
	22	344	56	49	57	52	6	8	9	7
	23	440	53	47	44	54	13	15	14	11
	24	360	47	44	44	40	25	30	26	29
	25	688	78	81	84	89	48	47	50	39
	26	180	26	29	26	26	9	8	12	6
	27	80	10	12	13	9	7	4	4	5
Leg. Dist. 29		<u>7,720</u>	<u>1,004</u>	<u>985</u>	<u>1,065</u>	<u>1,016</u>	<u>430</u>	<u>429</u>	<u>444</u>	<u>375</u>
GRAND TOTAL:		<u><u>80,880</u></u>	<u><u>10,780</u></u>	<u><u>11,437</u></u>	<u><u>11,556</u></u>	<u><u>11,112</u></u>	<u><u>4,844</u></u>	<u><u>4,770</u></u>	<u><u>4,524</u></u>	<u><u>3,984</u></u>

COMMISSIONER OF SCHOOLS  
(VOTE FOR 4)  
PART 2 OF 2  
DETAIL

LEGISLATIVE DISTRICT OR TOWN	ELECTION DISTRICT	TOTAL VOTERS	MELISZA E. CAMPOS	WILLA POWELL	MALIK D. EVANS	MELISZA E. CAMPOS	CHRISTOPHER EDES	MAX B. KESSLER	SCATTER	BLANK AND VOID
			IND	WOR	WOR	WOR	LBT	LBT		
Leg. Dist. 06										
	1	960	3	10	10	9	5	6	0	142
	2	348	2	5	7	8	3	5	0	68
	3	556	4	3	2	2	1	2	0	106
	4	668	4	13	16	17	2	6	0	104
	5	640	11	4	4	4	3	5	0	89
	6	608	3	5	6	6	2	4	1	73
		3,780	27	40	45	46	16	28	1	582
Leg. Dist. 06										
Leg. Dist. 07										
	1	904	9	7	7	8	10	9	0	145
	2	684	5	5	5	3	7	9	0	132
	3	508	5	2	4	2	3	6	0	105
		2,096	19	14	16	13	20	24	0	382
Leg. Dist. 07										
Leg. Dist. 21										
	1	508	7	6	9	6	9	8	0	61
	2	516	3	2	3	3	6	5	0	62
	3	204	2	0	1	0	4	3	0	40
	4	284	1	0	1	0	2	0	0	48
	5/16	592	4	9	6	6	6	9	0	48
	6	468	2	9	8	8	2	4	0	92
	7	748	2	10	12	9	10	10	0	98
	8/28	252	3	3	4	5	2	6	0	49
	9	440	1	6	6	6	1	2	0	40
	10	764	5	2	6	2	3	3	0	103
	11/29-17	200	3	5	5	3	1	0	0	20
	12	572	9	3	4	5	8	12	0	65
	13	224	2	6	7	6	3	2	0	15
	14	828	6	8	15	9	9	7	0	134
	15	472	3	5	5	5	3	2	0	78
	17	372	2	7	9	8	2	2	0	42
	18	276	1	4	2	2	0	3	0	49

COMMISSIONER OF SCHOOLS  
(VOTE FOR 4)  
PART 2 OF 2  
DETAIL

LEGISLATIVE DISTRICT OR TOWN	ELECTION DISTRICT	TOTAL VOTERS	MELISZA E. CAMPOS	WILLA POWELL	MALIK D. EVANS	MELISZA E. CAMPOS	CHRISTOPHER EDES	MAX B. KESSLER	SCATTER	BLANK AND VOID
			IND	WOR	WOR	WOR	LBT	LBT		
Leg. Dist. 21										
	19/30	116	0	1	1	1	0	1	0	27
	20	240	1	4	5	5	2	4	0	22
	21	352	3	5	4	5	3	1	0	59
	22	284	5	3	7	4	4	6	0	57
	23/32	248	5	4	2	2	4	2	0	38
	24	656	9	10	14	12	5	7	0	68
	25	320	0	3	3	2	1	3	0	46
	26	216	0	3	5	3	1	1	0	37
	27	192	2	1	1	1	1	0	0	28
	29	116	0	1	1	1	1	1	0	13
	31/34	176	0	3	4	3	1	1	0	13
	33	224	2	0	1	1	3	2	0	36
Leg. Dist. 21		10,860	83	123	151	123	97	107	0	1,488
Leg. Dist. 22										
	1	324	6	2	2	1	1	2	0	56
	2	60	0	1	0	0	0	1	0	3
	3	276	3	4	3	2	1	3	0	57
	4	76	0	0	0	0	0	0	0	13
	5	228	0	3	2	1	0	1	0	62
	6	156	0	0	0	0	1	1	0	37
	7	128	0	1	0	2	1	1	0	32
	8	236	5	3	2	2	0	2	0	50
	9	132	0	2	2	1	1	0	0	26
	10	156	0	0	0	0	0	0	0	18
	11	304	1	2	1	0	0	1	0	65
	12	136	0	1	1	0	0	2	0	32
	13	72	0	0	1	0	0	0	0	20
	14	268	1	3	3	0	2	2	0	46
	15	260	0	3	2	2	1	1	0	39
	16	108	1	0	1	1	0	1	0	20

COMMISSIONER OF SCHOOLS  
(VOTE FOR 4)  
PART 2 OF 2  
DETAIL

LEGISLATIVE DISTRICT OR TOWN	ELECTION DISTRICT	TOTAL VOTERS	MELISZA E. CAMPOS	WILLA POWELL	MALIK D. EVANS	MELISZA E. CAMPOS	CHRISTOPHER EDES	MAX B. KESSLER	SCATTER	BLANK AND VOID
			IND	WOR	WOR	WOR	LBT	LBT		
Leg. Dist. 22										
	17	108	1	0	0	0	0	0	0	20
	18	124	1	1	0	0	1	1	0	34
	19	184	1	3	2	1	1	1	0	40
	20	236	2	3	1	1	1	1	0	48
	21	176	2	0	1	0	1	0	0	62
	22	256	0	0	0	1	1	2	0	62
	23	156	1	2	2	0	1	3	0	56
	24	128	1	0	1	2	0	2	0	36
Leg. Dist. 22		4,288	26	34	27	17	14	28	0	934
Leg. Dist. 23										
	1	244	0	3	5	4	5	3	0	27
	2	472	4	9	10	8	5	4	1	63
	3	284	2	11	10	11	4	3	0	41
	4	712	7	9	11	13	7	14	1	64
	5	332	5	3	3	3	2	2	0	63
	6	256	2	0	0	0	1	2	0	42
	7	456	6	10	11	8	11	8	0	44
	8	456	3	4	5	5	5	4	0	57
	9	352	3	4	4	2	2	2	0	40
	10	376	3	7	6	7	5	4	0	46
	11	528	3	6	6	7	10	8	0	49
	12	768	2	4	6	5	8	8	0	83
	13	400	6	5	7	4	2	2	0	34
	14	328	5	2	2	4	3	3	0	27
	15	200	1	2	3	2	1	2	0	15
	16	396	8	5	8	6	6	3	0	51
	17	680	12	10	11	7	4	3	0	95
	18	676	11	6	7	4	2	1	0	72
	19	524	5	3	2	1	5	4	1	102
	20	676	8	12	12	15	15	11	1	78

COMMISSIONER OF SCHOOLS  
(VOTE FOR 4)  
PART 2 OF 2  
DETAIL

LEGISLATIVE DISTRICT OR TOWN	ELECTION DISTRICT	TOTAL VOTERS	MELISZA E. CAMPOS	WILLA POWELL	MALIK D. EVANS	MELISZA E. CAMPOS	CHRISTOPHER EDES	MAX B. KESSLER	SCATTER	BLANK AND VOID
			IND	WOR	WOR	WOR	LBT	LBT		
Leg. Dist. 23										
	21	612	4	8	15	10	10	10	0	89
	22	456	1	6	9	11	3	3	0	28
	23	208	3	5	7	6	2	1	0	30
	24	512	7	3	4	3	4	4	0	94
	25	940	9	11	9	9	8	6	1	135
	26	1,012	6	7	10	5	7	5	1	140
	27	380	2	3	5	5	1	1	0	61
Leg. Dist. 23		13,236	128	158	188	165	138	121	6	1,670
Leg. Dist. 24										
	1	764	7	22	21	19	11	8	0	78
	2	540	1	11	9	9	3	1	0	41
	3	620	7	14	13	13	8	8	0	81
	4	572	5	8	13	15	7	8	0	61
	5	620	8	6	7	5	6	7	1	59
	6	376	2	8	8	7	2	4	0	51
	7	340	4	6	5	2	6	5	0	51
	8	512	4	8	9	7	12	9	0	58
	9	404	5	9	10	11	5	3	0	72
	10	580	2	16	19	16	10	11	1	78
	11	308	2	0	0	2	2	3	0	73
	12	216	1	3	2	1	2	2	0	56
	13	464	5	16	18	15	4	5	0	36
	14	492	4	17	18	12	3	9	0	76
	15	800	8	6	9	5	8	7	0	189
	16	472	4	12	10	10	6	14	0	50
	17	276	0	0	0	0	4	3	0	37
Leg. Dist. 24		8,356	69	162	171	149	99	107	2	1,147
Leg. Dist. 25										
	1	496	2	5	1	1	8	8	1	57
	2	356	3	4	5	3	1	0	0	73

COMMISSIONER OF SCHOOLS  
(VOTE FOR 4)  
PART 2 OF 2  
DETAIL

LEGISLATIVE DISTRICT OR TOWN	ELECTION DISTRICT	TOTAL VOTERS	MELISZA E. CAMPOS	WILLA POWELL	MALIK D. EVANS	MELISZA E. CAMPOS	CHRISTOPHER EDES	MAX B. KESSLER	SCATTER	BLANK AND VOID
			IND	WOR	WOR	WOR	LBT	LBT		
Leg. Dist. 25										
	3	520	2	7	6	6	3	2	0	128
	4	132	0	2	2	2	4	2	0	40
	5	200	0	0	0	0	1	1	0	33
	6	452	2	10	10	10	5	3	0	109
	7	232	1	1	1	1	1	0	0	57
	8	380	1	7	3	1	4	3	0	98
	9	240	2	2	3	2	1	5	0	34
	10	456	1	3	6	7	3	2	0	51
	11	204	1	5	7	4	0	3	0	29
	12	512	5	16	15	13	8	7	0	81
	13	356	3	2	4	2	2	3	0	94
	14/24	680	3	11	13	12	7	7	0	74
	15	220	1	0	1	0	2	3	0	51
	16/23	68	0	4	4	3	2	2	0	5
	17	188	1	2	1	1	2	0	0	51
	18	588	2	8	11	9	6	6	0	91
	19/21	316	4	2	2	2	3	2	0	28
	20	44	0	1	0	0	1	0	0	1
	22	296	5	5	9	6	8	5	0	28
	25	316	0	3	2	4	4	3	0	52
Leg. Dist. 25		7,252	39	100	106	89	76	67	1	1,265
Leg. Dist. 26										
	1/13	348	0	5	7	7	1	1	0	53
	2	152	2	1	1	1	0	0	0	17
	3	420	2	4	4	5	5	5	0	59
	4	560	2	5	7	7	4	4	1	95
	5	444	3	3	4	5	4	1	0	74
	7	444	5	4	4	3	2	5	0	84
	8	476	3	4	3	4	3	3	0	82
	9	588	9	9	8	7	5	7	0	82

COMMISSIONER OF SCHOOLS  
(VOTE FOR 4)  
PART 2 OF 2  
DETAIL

LEGISLATIVE DISTRICT OR TOWN	ELECTION DISTRICT	TOTAL VOTERS	MELISZA E. CAMPOS	WILLA POWELL	MALIK D. EVANS	MELISZA E. CAMPOS	CHRISTOPHER EDES	MAX B. KESSLER	SCATTER	BLANK AND VOID
			IND	WOR	WOR	WOR	LBT	LBT		
Leg. Dist. 26										
	10	448	4	6	7	8	4	3	0	62
	11	452	2	3	2	3	1	2	0	65
	12	704	2	3	1	1	4	2	0	108
	14	412	3	5	7	4	6	5	0	62
	15	484	5	7	8	8	9	11	0	95
	16	504	7	1	3	4	2	6	0	73
	17	12	0	0	0	0	0	0	0	8
Leg. Dist. 26		6,448	49	60	66	67	50	55	1	1,019
Leg. Dist. 27										
	1	484	1	3	2	2	3	1	0	66
	2	488	3	6	6	3	4	5	0	66
	3	500	3	11	7	10	6	5	0	59
	4	540	3	9	10	8	3	3	0	50
	5	508	3	7	7	7	3	4	0	82
	6	360	2	4	2	2	1	2	0	54
	7	528	3	9	13	9	9	4	0	53
	8	352	3	4	4	2	1	5	0	78
	9	576	2	12	12	12	3	4	0	107
	10	524	8	4	6	4	8	5	0	76
	11	492	4	3	1	2	4	5	0	54
	12	336	1	3	3	5	3	2	0	77
	13	396	4	6	5	1	1	0	0	45
	14	364	0	2	3	2	3	4	0	74
	15	360	1	1	4	2	0	4	0	66
	16	480	5	6	5	3	2	1	0	91
	17	176	3	2	2	2	1	2	0	21
	18	260	1	2	4	2	3	3	0	45
	19	448	2	7	5	4	1	3	2	69
	20	284	1	2	1	1	1	2	0	66
	21	272	0	1	1	0	0	0	0	52



COMMISSIONER OF SCHOOLS  
(VOTE FOR 4)  
PART 2 OF 2  
DETAIL

LEGISLATIVE DISTRICT OR TOWN	ELECTION DISTRICT	TOTAL VOTERS	MELISZA E. CAMPOS	WILLA POWELL	MALIK D. EVANS	MELISZA E. CAMPOS	CHRISTOPHER EDES	MAX B. KESSLER	SCATTER	BLANK AND VOID
			IND	WOR	WOR	WOR	LBT	LBT		
Leg. Dist. 27										
	22	608	3	8	4	7	7	4	0	98
	23	204	3	2	3	3	5	7	0	41
	27	456	2	8	9	5	3	4	0	115
	28	316	2	1	2	3	3	2	0	46
		10,312	63	123	121	101	78	81	2	1,651
Leg. Dist. 28										
	1	324	2	1	3	3	0	0	0	51
	2	424	3	6	3	1	3	4	0	80
	3	192	2	1	3	1	3	0	0	38
	4	396	6	4	5	4	4	6	0	85
	5	308	2	2	2	1	0	1	1	74
	6	344	2	5	5	5	3	5	0	64
	7	504	2	3	1	3	1	3	0	93
	8	552	4	3	1	1	2	1	0	157
	9	208	3	2	0	1	1	2	0	35
	10	240	2	3	4	4	5	4	0	41
	11	344	2	4	6	7	3	2	0	64
	12	196	1	1	1	0	3	4	0	43
	13/25	284	6	6	3	3	4	5	0	50
	14	204	2	2	4	1	3	1	0	13
	15	132	1	0	0	0	1	0	0	52
	16	336	1	3	3	3	2	3	0	50
	17	100	2	0	0	1	0	0	0	20
	18/19	408	1	4	5	5	6	4	0	44
	21	380	5	2	3	3	3	0	0	51
	22	208	1	3	1	1	4	1	0	54
	23/24	448	2	2	3	1	4	4	0	87
		6,532	52	57	56	49	55	50	1	1,246
Leg. Dist. 29										
	1/2	120	0	3	4	2	0	3	0	28

COMMISSIONER OF SCHOOLS  
(VOTE FOR 4)  
PART 2 OF 2  
DETAIL

LEGISLATIVE DISTRICT OR TOWN	ELECTION DISTRICT	TOTAL VOTERS	MELISZA E. CAMPOS	WILLA POWELL	MALIK D. EVANS	MELISZA E. CAMPOS	CHRISTOPHER EDES	MAX B. KESSLER	SCATTER	BLANK AND VOID
			IND	WOR	WOR	WOR	LBT	LBT		
Leg. Dist. 29										
	3	224	1	5	2	3	2	4	0	21
	4	416	7	3	3	3	4	3	0	92
	5/7	408	7	4	4	2	2	6	0	69
	6	324	6	4	2	2	2	3	0	63
	8	520	7	2	7	2	13	8	0	108
	9	296	6	4	2	3	3	2	0	60
	10	292	2	4	2	1	0	1	0	56
	11	352	9	2	2	0	2	4	0	61
	12	256	1	3	2	0	0	3	0	42
	13	272	1	3	2	4	2	2	0	60
	14	364	1	4	4	1	3	3	0	62
	15	200	1	3	3	1	1	2	0	41
	16	128	0	2	4	2	1	0	0	47
	18	396	0	7	3	6	5	3	0	60
	19	264	0	2	3	2	3	1	0	42
	20	380	2	2	2	1	8	4	0	67
	21	416	4	7	4	5	6	7	0	73
	22	344	6	4	4	3	1	2	0	80
	23	440	4	4	4	4	3	4	0	166
	24	360	4	3	2	2	2	2	0	60
	25	688	7	4	1	2	4	5	0	149
	26	180	4	0	2	0	1	2	0	29
	27	80	1	2	1	0	0	2	0	10
Leg. Dist. 29		7,720	81	81	69	51	68	76	0	1,546
GRAND TOTAL:		80,880	636	952	1,016	870	711	744	14	12,930

TOWN OF BRIGHTON  
SUPERVISOR

LEGISLATIVE DISTRICT OR TOWN	ELECTION DISTRICT	TOTAL VOTERS	SANDRA L. FRANKEL	WES MCALLISTER	SANDRA L. FRANKEL	SCATTER	BLANK AND VOID
			DEM	REP	WOR		
Brighton							
	1	222	147	61	10	0	4
	2	129	79	42	4	0	4
	3	187	119	51	5	0	12
	4	181	133	35	9	0	4
	5	180	143	20	13	0	4
	6	251	154	69	14	0	14
	7	146	99	36	4	0	7
	8	183	99	71	4	0	9
	9	189	120	55	9	0	5
	10	188	124	56	4	0	4
	11	250	173	59	11	0	7
	12	267	184	67	6	0	10
	13	175	114	44	5	0	12
	14	84	62	13	5	0	4
	15	156	91	48	8	0	9
	16	141	54	77	2	0	8
	17	109	92	6	4	0	7
	18	174	129	30	8	0	7
	19	148	114	27	6	0	1
	20	89	64	19	3	0	3
	21	160	116	36	4	0	4
	22	192	130	51	3	0	8
	23	170	122	32	8	0	8
	24	258	151	79	10	0	18
	25	147	110	23	8	0	6
	26	156	106	40	4	0	6
	27	152	122	25	4	0	1
	28	240	154	71	6	0	9
	29	131	82	44	1	0	4
	30	343	225	73	21	0	24
	31	176	123	42	5	0	6
	32	217	149	54	7	0	7
	33	230	163	61	4	0	2
	34	173	104	59	8	0	2
	35	141	101	25	6	0	9
	36	85	53	18	6	0	8
	37	160	119	28	8	0	5
	38	181	127	47	4	0	3
	39	145	96	38	9	0	2
	40	273	207	57	1	1	7
	41	152	118	29	1	0	4
	42	66	50	13	2	1	0
	43	176	125	40	3	0	8
	44	59	42	9	4	0	4
	45	90	60	21	7	0	2
	46	78	57	17	3	0	1
GRAND TOTAL:		<u>7,800</u>	<u>5,306</u>	<u>1,918</u>	<u>281</u>	<u>2</u>	<u>293</u>

TOWN OF BRIGHTON  
TOWN CLERK

LEGISLATIVE DISTRICT OR TOWN	ELECTION DISTRICT	TOTAL VOTERS	SUSAN KRAMARSKY		BLANK AND VOID
			DEM	SCATTER	
Brighton					
	1	222	165	0	57
	2	129	85	0	44
	3	187	120	0	67
	4	181	155	0	26
	5	180	163	0	17
	6	251	179	0	72
	7	146	106	0	40
	8	183	118	0	65
	9	189	134	0	55
	10	188	133	0	55
	11	250	180	0	70
	12	267	211	0	56
	13	175	127	0	48
	14	84	68	0	16
	15	156	105	0	51
	16	141	66	0	75
	17	109	87	0	22
	18	174	144	0	30
	19	148	128	0	20
	20	89	72	0	17
	21	160	133	0	27
	22	192	139	0	53
	23	170	134	0	36
	24	258	139	0	119
	25	147	114	0	33
	26	156	107	0	49
	27	152	132	0	20
	28	240	171	0	69
	29	131	88	0	43
	30	343	219	0	124
	31	176	139	0	37
	32	217	157	0	60
	33	230	173	0	57
	34	173	122	0	51
	35	141	117	0	24
	36	85	57	0	28
	37	160	132	0	28
	38	181	142	1	38
	39	145	109	0	36
	40	273	229	0	44
	41	152	113	1	38
	42	66	57	0	9
	43	176	121	0	55
	44	59	44	1	14
	45	90	65	0	25
	46	78	61	0	17
GRAND TOTAL:		<u>7,800</u>	<u>5,760</u>	<u>3</u>	<u>2,037</u>

TOWN OF BRIGHTON  
TOWN JUSTICE

LEGISLATIVE DISTRICT OR TOWN	ELECTION DISTRICT	TOTAL VOTERS	KAREN L. MORRIS	KAREN L. MORRIS	SCATTER	BLANK AND VOID
			DEM	WOR		
Brighton						
	1	222	160	12	0	50
	2	129	75	5	0	49
	3	187	117	4	0	66
	4	181	142	16	0	23
	5	180	148	13	0	19
	6	251	165	19	0	67
	7	146	101	8	0	37
	8	183	121	6	0	56
	9	189	127	13	0	49
	10	188	136	5	0	47
	11	250	163	18	0	69
	12	267	201	10	0	56
	13	175	128	5	0	42
	14	84	67	4	0	13
	15	156	96	9	0	51
	16	141	67	9	0	65
	17	109	90	4	0	15
	18	174	133	9	0	32
	19	148	118	8	0	22
	20	89	69	2	0	18
	21	160	131	5	0	24
	22	192	146	3	0	43
	23	170	126	9	0	35
	24	258	139	17	0	102
	25	147	113	11	0	23
	26	156	99	7	0	50
	27	152	128	4	0	20
	28	240	168	11	0	61
	29	131	91	4	0	36
	30	343	219	11	0	113
	31	176	140	7	0	29
	32	217	154	11	0	52
	33	230	164	8	0	58
	34	173	111	10	0	52
	35	141	108	6	0	27
	36	85	56	9	0	20
	37	160	127	8	0	25
	38	181	138	6	1	36
	39	145	104	8	0	33
	40	273	226	2	0	45
	41	152	120	2	0	30
	42	66	56	2	0	8
	43	176	117	6	0	53
	44	59	43	3	1	12
	45	90	56	10	0	24
	46	78	56	3	0	19
GRAND TOTAL:		<u>7,800</u>	<u>5,560</u>	<u>362</u>	<u>2</u>	<u>1,876</u>

TOWN OF BRIGHTON  
MEMBER OF TOWN COUNCIL  
(VOTE FOR 2)

LEGISLATIVE DISTRICT OR TOWN	ELECTION DISTRICT	TOTAL VOTERS	SHEILA GADDIS	RAYMOND J. TIERNEY, 3RD	DINO KOTRIDES	CHRIS SCOTT	SCATTER	BLANK AND VOID
			DEM	DEM	REP	REP		
Brighton	1	444	142	152	63	68	0	19
	2	258	75	73	41	43	0	26
	3	374	101	93	51	76	0	53
	4	362	129	132	35	47	0	19
	5	360	147	147	24	26	0	16
	6	502	151	158	74	81	0	38
	7	292	94	99	37	40	0	22
	8	366	93	98	73	75	0	27
	9	378	121	117	59	64	0	17
	10	376	107	107	61	73	0	28
	11	500	155	158	66	75	0	46
	12	534	181	181	62	71	0	39
	13	350	96	103	45	42	0	64
	14	168	65	63	13	14	0	13
	15	312	84	86	50	60	0	32
	16	282	41	47	82	86	0	26
	17	218	82	84	9	11	0	32
	18	348	122	127	38	39	0	22
	19	296	105	112	36	33	0	10
	20	178	62	60	17	21	0	18
	21	320	114	115	36	41	0	14
	22	384	118	118	61	59	0	28
	23	340	106	120	43	48	0	23
	24	516	120	126	85	101	0	84
	25	294	101	113	23	32	0	25
	26	312	94	90	48	52	0	28
	27	304	120	120	23	30	0	11
	28	480	138	134	85	90	0	33
	29	262	68	69	45	51	0	29
	30	686	193	190	89	107	0	107
	31	352	112	117	47	48	0	28
	32	434	136	138	61	70	0	29
	33	460	148	156	69	67	0	20
	34	346	100	110	64	59	0	13
	35	282	105	102	26	27	0	22
	36	170	52	51	22	22	0	23
	37	320	112	107	31	37	0	33
	38	362	119	127	42	49	0	25
	39	290	90	95	43	42	0	20
	40	546	187	190	68	76	0	25
	41	304	101	102	36	41	0	24
	42	132	46	45	14	22	0	5
	43	352	101	105	53	57	0	36
	44	118	35	33	12	13	2	23
	45	180	48	53	25	29	0	25
	46	156	54	52	17	21	0	12
GRAND TOTAL:		<u>15,600</u>	<u>4,871</u>	<u>4,975</u>	<u>2,104</u>	<u>2,336</u>	<u>2</u>	<u>1,312</u>

TOWN OF CHILI  
SUPERVISOR

LEGISLATIVE DISTRICT OR TOWN	ELECTION DISTRICT	TOTAL VOTERS	DAVID J. DUNNING	TRACY L. LOGEL	DAVID J. DUNNING	TRACY L. LOGEL	DAVID J. DUNNING	SCATTER	BLANK AND VOID
			DEM	REP	IND	CON	WOR		
Chili									
	1	188	79	66	13	17	5	0	8
	2	300	145	88	29	19	10	0	9
	3/31	211	91	82	10	12	7	0	9
	4	105	35	42	11	6	2	0	9
	5	180	82	61	13	7	3	0	14
	6	216	96	73	17	10	9	0	11
	7	100	35	41	5	7	5	0	7
	8	184	67	71	14	19	5	0	8
	9	216	96	68	20	17	6	0	9
	10	148	43	65	7	23	6	0	4
	11	177	99	43	19	4	6	0	6
	12	150	56	62	8	15	1	0	8
	13	268	113	100	16	17	6	0	16
	14	201	65	84	21	22	3	1	5
	15	163	58	79	8	9	2	0	7
	16	270	125	104	11	16	2	0	12
	17	477	184	201	24	32	7	0	29
	18	172	74	60	16	10	4	0	8
	19	204	96	77	13	7	4	0	7
	20	242	114	72	17	21	9	1	8
	21	176	108	35	16	9	5	0	3
	22	118	49	47	4	11	2	0	5
	23	141	46	62	10	14	7	0	2
	24	302	131	97	31	24	7	0	12
	25	120	50	48	7	6	5	0	4
	26	217	90	79	15	18	5	0	10
	27	183	82	57	11	20	7	0	6
	28	136	59	51	10	9	3	0	4
	29	143	67	54	5	11	2	0	4
	30	78	26	33	5	5	7	0	2
	32	145	53	60	7	14	6	0	5
	33	191	84	80	6	9	6	0	6
GRAND TOTAL:		<u>6,122</u>	<u>2,598</u>	<u>2,242</u>	<u>419</u>	<u>440</u>	<u>164</u>	<u>2</u>	<u>257</u>

TOWN OF CHILI  
TOWN CLERK

LEGISLATIVE DISTRICT OR TOWN	ELECTION DISTRICT	TOTAL VOTERS	RICHARD J. BRONGO REP	RICHARD J. BRONGO IND	RICHARD J. BRONGO CON	SCATTER	BLANK AND VOID
Chili							
	1	188	87	12	21	0	68
	2	300	141	38	29	0	92
	3/31	211	103	14	14	0	80
	4	105	49	15	9	0	32
	5	180	89	16	10	0	65
	6	216	106	12	18	0	80
	7	100	54	11	9	0	26
	8	184	90	19	23	0	52
	9	216	107	20	20	0	69
	10	148	82	6	27	0	33
	11	177	89	14	13	0	61
	12	150	74	8	17	0	51
	13	268	159	21	21	0	67
	14	201	109	20	27	0	45
	15	163	107	13	8	0	35
	16	270	137	19	22	0	92
	17	477	253	39	38	0	147
	18	172	84	16	16	0	56
	19	204	99	21	10	0	74
	20	242	103	27	27	1	84
	21	176	70	11	12	0	83
	22	118	47	9	13	0	49
	23	141	78	5	15	0	43
	24	302	129	25	37	0	111
	25	120	58	8	7	0	47
	26	217	102	24	21	0	70
	27	183	85	13	27	0	58
	28	136	65	9	11	0	51
	29	143	71	11	16	0	45
	30	78	45	8	7	0	18
	32	145	80	8	18	0	39
	33	191	95	8	17	0	71
GRAND TOTAL:		<u>6,122</u>	<u>3,047</u>	<u>500</u>	<u>580</u>	<u>1</u>	<u>1,994</u>



TOWN OF CHILI  
TOWN JUSTICE

LEGISLATIVE DISTRICT OR TOWN	ELECTION DISTRICT	TOTAL VOTERS	PATRICK J. PIETROPAOLI	PATRICK J. PIETROPAOLI	PATRICK J. PIETROPAOLI	SCATTER	BLANK AND VOID
			REP	IND	CON		
Chili							
	1	188	87	13	20	0	68
	2	300	141	37	28	0	94
	3/31	211	91	13	16	0	91
	4	105	49	15	11	0	30
	5	180	81	18	6	0	75
	6	216	110	13	18	0	75
	7	100	45	9	9	0	37
	8	184	87	16	22	0	59
	9	216	103	20	20	0	73
	10	148	75	6	28	0	39
	11	177	84	13	12	0	68
	12	150	74	7	15	0	54
	13	268	148	18	22	0	80
	14	201	108	19	28	0	46
	15	163	95	10	8	0	50
	16	270	134	15	19	0	102
	17	477	239	40	39	0	159
	18	172	79	16	16	0	61
	19	204	98	20	9	0	77
	20	242	101	28	26	1	86
	21	176	70	12	13	0	81
	22	118	49	9	12	0	48
	23	141	72	6	16	0	47
	24	302	131	25	29	0	117
	25	120	54	7	9	0	50
	26	217	102	21	20	0	74
	27	183	81	13	28	0	61
	28	136	59	8	12	0	57
	29	143	68	15	15	0	45
	30	78	45	6	7	0	20
	32	145	72	6	19	0	48
	33	191	96	9	13	1	72
GRAND TOTAL:		<u>6,122</u>	<u>2,928</u>	<u>483</u>	<u>565</u>	<u>2</u>	<u>2,144</u>

TOWN OF CHILI  
MEMBER OF TOWN COUNCIL  
(VOTE FOR 2)

LEGISLATIVE DISTRICT OR TOWN	ELECTION DISTRICT	TOTAL VOTERS	JAMES N. VANDERVOORT	TIMOTHY L. LANCASTER	MICHAEL S. SLATTERY	VIRGINIA L. IGNATOWSKI	MICHAEL S. SLATTERY	VIRGINIA L. IGNATOWSKI	MICHAEL S. SLATTERY	VIRGINIA L. IGNATOWSKI	SCATTER	BLANK AND VOID
			DEM	DEM	REP	REP	IND	IND	CON	CON		
Chili												
	1	376	65	53	85	95	6	9	17	17	0	29
	2	600	116	96	122	120	21	28	25	25	0	47
	3/31	422	93	85	88	80	8	8	9	13	0	38
	4	210	41	40	39	40	8	7	7	7	0	21
	5	360	77	68	74	74	9	9	7	8	0	34
	6	432	93	69	94	95	7	9	16	16	0	33
	7	200	39	35	43	37	4	7	8	7	0	20
	8	368	57	46	85	93	10	8	22	21	0	26
	9	432	87	63	94	98	15	14	16	15	0	30
	10	296	38	34	72	71	4	6	25	27	0	19
	11	354	59	47	84	88	12	14	14	15	0	21
	12	300	58	54	67	63	3	6	16	14	0	19
	13	536	92	70	144	138	15	13	16	17	0	31
	14	402	56	45	102	109	11	14	27	24	0	14
	15	326	52	42	86	89	6	11	9	7	0	24
	16	540	101	89	135	135	11	10	14	17	0	28
	17	954	171	139	218	224	19	26	36	35	0	86
	18	344	50	45	89	86	7	5	17	17	0	28
	19	408	88	79	89	84	7	12	8	7	0	34
	20	484	115	90	80	88	17	13	20	23	0	38
	21	352	71	54	72	79	14	13	14	15	0	20
	22	236	48	38	46	54	4	4	12	11	0	19
	23	282	49	41	70	71	7	5	11	12	0	16
	24	604	118	100	123	119	21	27	28	30	0	38
	25	240	58	46	46	48	4	8	6	5	0	19
	26	434	76	74	96	91	16	15	20	18	0	28
	27	366	83	66	69	76	8	6	18	19	2	19

TOWN OF CHILI  
MEMBER OF TOWN COUNCIL  
(VOTE FOR 2)

LEGISLATIVE DISTRICT OR TOWN	ELECTION DISTRICT	TOTAL VOTERS	JAMES N. VANDERVOORT	TIMOTHY L. LANCASTER	MICHAEL S. SLATTERY	VIRGINIA L. IGNATOWSKI	MICHAEL S. SLATTERY	VIRGINIA L. IGNATOWSKI	MICHAEL S. SLATTERY	VIRGINIA L. IGNATOWSKI	SCATTER	BLANK AND VOID
			DEM	DEM	REP	REP	IND	IND	CON	CON		
Chili	28	272	65	58	51	54	3	4	8	8	0	21
	29	286	62	47	61	61	7	7	12	13	0	16
	30	156	31	27	38	37	4	2	5	4	0	8
	32	290	44	41	75	71	3	3	16	15	0	22
	33	382	71	58	95	91	8	10	15	12	3	19
GRAND TOTAL:		<u>12,244</u>	<u>2,324</u>	<u>1,939</u>	<u>2,732</u>	<u>2,759</u>	<u>299</u>	<u>333</u>	<u>494</u>	<u>494</u>	<u>5</u>	<u>865</u>

TOWN OF CLARKSON  
SUPERVISOR

<u>LEGISLATIVE DISTRICT OR TOWN</u>	<u>ELECTION DISTRICT</u>	<u>TOTAL VOTERS</u>	<u>PAUL M. KIMBALL REP</u>	<u>PAUL M. KIMBALL IND</u>	<u>PAUL M. KIMBALL CON</u>	<u>SCATTER</u>	<u>BLANK AND VOID</u>
Clarkson							
	1	227	133	22	24	0	48
	2	200	111	11	21	1	56
	3	242	142	14	18	1	67
	4	280	166	13	25	0	76
	5	200	106	20	21	0	53
	6	167	82	15	17	0	53
GRAND TOTAL:		<u>1,316</u>	<u>740</u>	<u>95</u>	<u>126</u>	<u>2</u>	<u>353</u>

TOWN OF CLARKSON  
TOWN CLERK

<u>LEGISLATIVE DISTRICT OR TOWN</u>	<u>ELECTION DISTRICT</u>	<u>TOTAL VOTERS</u>	SHARON S. MATTISON <u>REP</u>	SHARON S. MATTISON <u>IND</u>	SHARON S. MATTISON <u>CON</u>	<u>SCATTER</u>	<u>BLANK AND VOID</u>
Clarkson	1	227	126	30	27	0	44
	2	200	109	14	22	0	55
	3	242	137	14	19	1	71
	4	280	155	18	28	2	77
	5	200	96	16	28	0	60
	6	167	82	11	20	0	54
GRAND TOTAL:		<u>1,316</u>	<u>705</u>	<u>103</u>	<u>144</u>	<u>3</u>	<u>361</u>

TOWN OF CLARKSON  
MEMBER OF TOWN COUNCIL  
(VOTE FOR 2)

LEGISLATIVE DISTRICT OR TOWN	ELECTION DISTRICT	TOTAL VOTERS	SHELDON A. MEYERS	JACKIE SMITH	CHRISTA L. FILIPOWICZ	SHELDON A. MEYERS	CHRISTA L. FILIPOWICZ	JACKIE SMITH	CHRISTA L. FILIPOWICZ	SHELDON A. MEYERS	SCATTER	BLANK AND VOID
			DEM	REP	REP	IND	IND	CON	CON	WOR		
Clarkson												
	1	454	69	99	123	27	26	22	25	8	0	55
	2	400	71	80	96	16	12	16	20	4	0	85
	3	484	102	109	123	19	11	15	19	8	1	77
	4	560	88	116	137	35	25	26	25	13	0	95
	5	400	68	74	94	20	16	25	23	10	0	70
	6	334	79	46	76	25	16	12	17	4	0	59
GRAND TOTAL:		<u>2,632</u>	<u>477</u>	<u>524</u>	<u>649</u>	<u>142</u>	<u>106</u>	<u>116</u>	<u>129</u>	<u>47</u>	<u>1</u>	<u>441</u>

VILLAGE/TOWN OF EAST ROCHESTER  
MAYOR

LEGISLATIVE DISTRICT OR TOWN	ELECTION DISTRICT	TOTAL VOTERS	JASON W. KOON DEM	DAVID P. BONACCHI REP	DAVID P. BONACCHI IND	DAVID P. BONACCHI CON	JASON W. KOON WOR	SCATTER	BLANK AND VOID
East Rochester									
	1	289	152	106	8	9	10	0	4
	2	258	119	105	16	4	12	0	2
	3	281	142	104	8	11	8	0	8
	4	226	113	79	15	6	8	0	5
	5	194	100	63	4	14	11	0	2
	6	189	97	69	7	3	8	0	5
	7	237	120	86	9	10	10	0	2
GRAND TOTAL:		<u>1,674</u>	<u>843</u>	<u>612</u>	<u>67</u>	<u>57</u>	<u>67</u>	<u>0</u>	<u>28</u>

VILLAGE/TOWN OF EAST ROCHESTER  
TOWN JUSTICE

<u>LEGISLATIVE DISTRICT OR TOWN</u>	<u>ELECTION DISTRICT</u>	<u>TOTAL VOTERS</u>	VICTORIA M. ARGENTO <u>REP</u>	VICTORIA M. ARGENTO <u>IND</u>	VICTORIA M. ARGENTO <u>CON</u>	<u>SCATTER</u>	<u>BLANK AND VOID</u>
East Rochester	1	289	118	18	14	1	138
	2	258	125	24	6	0	103
	3	281	124	15	12	0	130
	4	226	94	15	11	0	106
	5	194	87	15	13	0	79
	6	189	88	7	6	0	88
	7	237	104	16	13	0	104
GRAND TOTAL:		<u>1,674</u>	<u>740</u>	<u>110</u>	<u>75</u>	<u>1</u>	<u>748</u>



VILLAGE/TOWN OF EAST ROCHESTER  
VILLAGE TRUSTEE  
(VOTE FOR 2)

LEGISLATIVE DISTRICT OR TOWN	ELECTION DISTRICT	TOTAL VOTERS	ANDREW L. SERRANO DEM	HERMAN L. PARSON DEM	MARK A. FLORACK REP	BARBARA MARR REP	BARBARA MARR IND	MARK A. FLORACK CON	BARBARA MARR CON	ANDREW L. SERRANO WOR	HERMAN L. PARSON WOR	SCATTER	BLANK AND VOID
East Rochester	1	578	138	138	115	94	12	13	9	7	7	0	45
	2	516	99	102	130	110	12	11	5	13	8	0	26
	3	562	128	125	122	109	9	16	11	8	6	0	28
	4	452	101	96	92	79	9	13	8	10	7	0	37
	5	388	96	89	69	65	3	13	10	9	10	0	24
	6	378	84	86	83	64	6	9	4	7	7	0	28
	7	474	106	99	97	90	10	15	11	12	10	0	24
GRAND TOTAL:		3,348	752	735	708	611	61	90	58	66	55	0	212

TOWN OF GATES  
SUPERVISOR

LEGISLATIVE DISTRICT OR TOWN	ELECTION DISTRICT	TOTAL VOTERS	SUSAN I. SWANTON	RALPH J. ESPOSITO	SUSAN I. SWANTON	RALPH J. ESPOSITO	SUSAN I. SWANTON	SCATTER	BLANK AND VOID
			DEM	REP	IND	CON	WOR		
Gates	1	122	48	50	2	11	6	0	5
	2	188	82	83	10	8	3	0	2
	3	121	53	57	3	4	3	0	1
	4	195	94	71	7	19	1	0	3
	5	279	135	123	9	7	2	0	3
	6	196	85	86	5	8	4	0	8
	7	328	122	155	14	20	10	0	7
	8	170	69	79	10	6	5	0	1
	9	223	82	101	14	11	2	0	13
	10	127	63	49	4	7	1	0	3
	11	159	69	67	3	7	6	0	7
	12	123	55	47	7	8	2	0	4
	13	182	74	84	7	11	2	0	4
	14	166	65	79	8	9	0	0	5
	15	267	115	115	9	19	1	0	8
	16	171	68	78	6	15	1	0	3
	17	154	63	65	7	8	3	0	8
	18	173	64	80	4	17	3	0	5
	19	200	98	71	8	15	3	0	5
	20	195	90	77	13	8	5	0	2
	21	196	69	107	4	7	4	0	5
	22	152	67	60	9	10	1	0	5
	23	183	65	92	6	13	0	0	7
	24	185	84	71	7	12	2	0	9
	25	165	76	75	6	3	2	0	3
	26	212	85	102	9	10	0	0	6
	27	196	97	72	7	12	4	0	4
	28	156	76	66	6	1	4	0	3
	29	179	70	78	10	9	6	0	6
	30	118	56	40	6	6	4	0	6
	31	160	45	86	5	18	2	0	4
	32	275	125	122	8	11	5	0	4
	33	89	29	47	5	5	1	0	2
	34	137	49	71	2	9	3	0	3
	35	127	46	62	8	7	2	0	2
GRAND TOTAL:		<u>6,269</u>	<u>2,633</u>	<u>2,768</u>	<u>248</u>	<u>351</u>	<u>103</u>	<u>0</u>	<u>166</u>

TOWN OF GATES  
TOWN JUSTICE

<u>LEGISLATIVE DISTRICT OR TOWN</u>	<u>ELECTION DISTRICT</u>	<u>TOTAL VOTERS</u>	<u>KAREN M. PETOTE DEM</u>	<u>JOHN J. PISATURO REP</u>	<u>JOHN J. PISATURO CON</u>	<u>SCATTER</u>	<u>BLANK AND VOID</u>
Gates	1	122	56	48	11	0	7
	2	188	74	83	4	0	27
	3	121	53	52	8	0	8
	4	195	85	74	16	0	20
	5	279	149	108	10	0	12
	6	196	85	79	7	0	25
	7	328	126	158	19	0	25
	8	170	78	76	6	0	10
	9	223	88	83	9	0	43
	10	127	65	49	7	0	6
	11	159	75	63	9	0	12
	12	123	57	45	8	0	13
	13	182	80	75	14	0	13
	14	166	57	81	6	0	22
	15	267	116	102	23	0	26
	16	171	67	64	16	0	24
	17	154	71	58	10	0	15
	18	173	62	82	15	0	14
	19	200	104	62	16	0	18
	20	195	99	74	11	0	11
	21	196	67	104	7	0	18
	22	152	67	57	14	0	14
	23	183	70	89	13	0	11
	24	185	89	69	10	0	17
	25	165	80	72	3	0	10
	26	212	78	105	12	0	17
	27	196	100	65	8	0	23
	28	156	72	62	10	0	12
	29	179	87	64	8	0	20
	30	118	50	41	7	0	20
	31	160	51	75	19	0	15
	32	275	123	115	10	0	27
	33	89	34	45	5	0	5
	34	137	55	65	11	0	6
	35	127	55	53	9	0	10
GRAND TOTAL:		<u>6,269</u>	<u>2,725</u>	<u>2,597</u>	<u>371</u>	<u>0</u>	<u>576</u>

TOWN OF GATES  
MEMBER OF TOWN COUNCIL  
(VOTE FOR 2)  
PART 1 OF 2

LEGISLATIVE DISTRICT OR TOWN	ELECTION DISTRICT	TOTAL VOTERS	MARK A. MCINTEE	THOMAS J. O'HARE	GREGORY S. HART	CHRISTOPHER B. DIPONZIO	MARK A. MCINTEE	THOMAS J. O'HARE
			DEM	DEM	REP	REP	IND	IND
Gates	1	244	46	45	54	46	3	4
	2	376	83	72	70	77	10	9
	3	242	56	45	8	55	3	4
	4	390	90	78	65	78	7	1
	5	558	136	120	117	129	6	3
	6	392	77	67	94	93	6	7
	7	656	140	116	138	157	13	10
	8	340	81	61	68	85	7	4
	9	446	90	81	75	94	12	12
	10	254	63	59	50	51	3	0
	11	318	70	62	66	67	3	3
	12	246	57	47	48	50	8	5
	13	364	82	65	65	89	5	0
	14	332	64	46	71	89	7	10
	15	534	105	99	102	114	8	9
	16	342	71	61	66	71	6	5
	17	308	67	54	52	64	9	7
	18	346	62	61	77	82	4	5
	19	400	100	90	63	70	7	3
	20	390	96	81	74	67	13	12
	21	392	71	61	97	105	6	7
	22	304	72	56	46	59	5	3
	23	366	78	74	75	76	7	4
	24	370	79	78	65	67	12	9
	25	330	66	71	73	80	7	4
	26	424	89	93	88	91	9	10
	27	392	96	92	72	70	2	8
	28	312	78	76	61	62	4	4
	29	358	75	62	65	74	7	5
	30	236	54	51	38	38	4	3
	31	320	49	38	70	86	8	5
	32	550	128	106	113	116	12	6
	33	178	34	27	40	48	4	0
	34	274	55	57	60	61	1	2
	35	254	54	47	50	59	5	6
GRAND TOTAL:		<u>12,538</u>	<u>2,714</u>	<u>2,399</u>	<u>2,436</u>	<u>2,720</u>	<u>233</u>	<u>189</u>

TOWN OF GATES  
MEMBER OF TOWN COUNCIL  
(VOTE FOR 2)  
PART 2 OF 2

LEGISLATIVE DISTRICT OR TOWN	ELECTION DISTRICT	TOTAL VOTERS	GREGORY	CHRISTOPHER	MARK	THOMAS	SCATTER	BLANK AND VOID
			S. HART CON	B. DIPONZIO CON	A. MCINTEE WOR	J. O'HARE WOR		
Gates	1	244	16	14	3	3	0	10
	2	376	6	6	3	1	0	39
	3	242	5	8	1	3	0	54
	4	390	18	19	2	2	0	30
	5	558	11	9	3	3	0	21
	6	392	7	7	3	4	0	27
	7	656	16	20	10	10	0	26
	8	340	7	6	2	1	0	18
	9	446	7	12	3	2	0	58
	10	254	5	6	0	0	0	17
	11	318	8	11	4	4	0	20
	12	246	7	6	2	3	0	13
	13	364	11	13	3	0	0	31
	14	332	3	13	2	1	0	26
	15	534	19	21	6	4	0	47
	16	342	15	18	0	0	0	29
	17	308	10	11	2	3	0	29
	18	346	14	14	3	5	0	19
	19	400	16	15	1	2	0	33
	20	390	10	13	2	5	0	17
	21	392	6	9	1	3	0	26
	22	304	15	15	2	4	0	27
	23	366	15	14	2	1	0	20
	24	370	10	10	5	3	0	32
	25	330	1	1	2	2	0	23
	26	424	11	10	0	1	0	22
	27	392	7	8	7	6	0	24
	28	312	1	1	3	2	0	20
	29	358	9	12	6	5	0	38
	30	236	5	6	5	5	0	27
	31	320	15	20	3	1	0	25
	32	550	7	10	4	4	0	44
	33	178	5	8	3	1	0	8
	34	274	9	9	3	3	0	14
	35	254	7	6	2	2	0	16
GRAND TOTAL:		<u>12,538</u>	<u>334</u>	<u>381</u>	<u>103</u>	<u>99</u>	<u>0</u>	<u>930</u>

TOWN OF GREECE  
TOWN JUSTICE

LEGISLATIVE DISTRICT OR TOWN	ELECTION DISTRICT	TOTAL VOTERS	CHARLES A. SCHIANO, JR.	CHARLES A. SCHIANO, JR.	CHARLES A. SCHIANO, JR.	SCATTER	BLANK AND VOID
			REP	IND	CON		
Greece							
	1	133	56	22	20	0	35
	2	150	75	21	18	0	36
	3	127	57	13	16	2	39
	4	106	59	8	12	0	27
	5	132	51	15	7	0	59
	6	129	50	11	21	0	47
	7	157	58	19	14	0	66
	8	163	71	19	13	0	60
	9	152	70	11	17	0	54
	10	145	63	19	14	0	49
	11	75	30	7	6	0	32
	12	98	43	4	8	0	43
	13	128	62	11	13	0	42
	14	85	30	7	15	0	33
	15	90	37	9	12	0	32
	16	108	56	13	12	0	27
	17	152	80	8	23	0	41
	18	159	84	13	13	0	49
	19	145	58	18	7	0	62
	20	139	57	11	22	0	49
	21	143	58	12	16	0	57
	22	122	44	9	10	0	59
	23	295	121	23	16	0	135
	24	170	91	23	16	0	40
	25	160	65	18	13	0	64
	26	163	68	12	12	0	71
	27	141	75	14	16	0	36
	28	128	67	16	19	0	26
	29	135	55	16	12	0	52
	30	123	48	11	10	0	54
	31	176	80	14	16	0	66
	32	124	58	8	16	0	42
	33	107	67	10	15	1	14
	34	165	88	16	14	2	45
	35	186	75	18	26	0	67
	36	154	73	10	17	1	53
	37	96	51	6	21	0	18
	38	191	110	17	13	0	51
	39	85	46	11	8	0	20
	40	151	65	8	14	0	64
	41	208	87	15	27	2	77
	42	121	55	6	10	1	49
	43	124	73	3	19	0	29
	44	176	107	16	12	0	41
	45	159	94	12	18	0	35
	46	102	42	8	12	0	40
	47	185	78	10	23	0	74
	48	129	63	3	16	0	47

TOWN OF GREECE  
TOWN JUSTICE

LEGISLATIVE DISTRICT OR TOWN	ELECTION DISTRICT	TOTAL VOTERS	CHARLES A. SCHIANO, JR.	CHARLES A. SCHIANO, JR.	CHARLES A. SCHIANO, JR.	SCATTER	BLANK AND VOID
			REP	IND	CON		
Greece							
	49	105	51	9	9	0	36
	50	133	69	7	11	0	46
	51	86	38	10	10	0	28
	52	155	79	16	18	0	42
	53	97	46	11	8	0	32
	54	147	79	15	16	1	36
	55	129	70	5	16	0	38
	56	167	94	10	21	0	42
	57	124	67	15	10	0	32
	58	152	76	12	18	0	46
	59	97	49	6	12	1	29
	60	102	45	13	10	0	34
	61	130	63	12	15	0	40
	62	148	81	9	10	0	48
	63	193	76	16	17	0	84
	64	104	48	10	9	1	36
	65	209	114	15	8	0	72
	66	76	43	5	6	0	22
	67	128	67	11	14	0	36
	68	165	84	15	23	0	43
	69	111	54	13	8	0	36
	70	198	120	14	17	0	47
	71	182	87	18	17	0	60
	72	155	91	11	14	0	39
	73	87	43	7	10	0	27
	74	101	53	14	7	0	27
	75	104	57	7	5	0	35
	76	115	66	7	9	0	33
	77	173	85	13	14	0	61
	78	133	62	6	13	0	52
	79	157	91	11	20	0	35
	80	163	99	12	21	0	31
	81	109	62	6	10	0	31
	82	82	32	11	10	0	29
	83	82	30	15	6	0	31
	84	170	89	12	14	0	55
	85	115	66	10	15	0	24
	86	225	115	23	20	0	67
	87	135	73	11	8	0	43
	88	107	50	13	13	0	31
	89	118	62	10	9	0	37
	90	127	76	8	18	0	25
	91	233	122	20	25	0	66
	92	168	92	9	12	0	55
	93	215	89	23	18	0	85
	94	124	55	13	12	0	44
	95	77	35	10	5	0	27
	96	133	67	14	13	0	39

TOWN OF GREECE  
TOWN JUSTICE

LEGISLATIVE DISTRICT OR TOWN	ELECTION DISTRICT	TOTAL VOTERS	CHARLES A. SCHIANO, JR.	CHARLES A. SCHIANO, JR.	CHARLES A. SCHIANO, JR.	SCATTER	BLANK AND VOID
			REP	IND	CON		
Greece							
	97	278	175	18	21	0	64
	98	157	77	23	13	0	44
	99	155	89	11	17	0	38
	100	161	99	10	16	0	36
	101	82	48	7	9	1	17
	102	121	70	17	14	0	20
	103	132	79	6	22	0	25
	104	159	83	29	13	0	34
	105	95	56	11	8	0	20
	106	97	48	13	9	0	27
	107	87	53	9	8	0	17
	108	85	45	8	5	0	27
	109	125	72	16	12	0	25
GRAND TOTAL:		<u>15,072</u>	<u>7,507</u>	<u>1,345</u>	<u>1,511</u>	<u>13</u>	<u>4,696</u>



TOWN OF GREECE  
MEMBER OF TOWN COUNCIL  
1ST WARD

LEGISLATIVE DISTRICT OR TOWN	ELECTION DISTRICT	TOTAL VOTERS	JOHN G. CLARK	MIKE BARRY	MIKE BARRY	MIKE BARRY	SCATTER	BLANK AND VOID
			DEM	REP	IND	CON		
Greece								
	1	133	40	53	10	19	0	11
	2	150	44	76	7	16	0	7
	6	129	41	51	8	15	0	14
	11	75	32	25	5	6	0	7
	12	98	30	42	6	10	0	10
	16	108	30	52	10	10	0	6
	21	143	47	50	10	16	0	20
	22	122	44	49	7	10	0	12
	26	163	58	70	9	10	0	16
	30	123	37	52	8	9	0	17
	31	176	59	87	10	11	0	9
	34	165	53	82	6	14	0	10
	35	186	51	82	12	23	0	18
	38	191	42	113	11	12	0	13
	41	208	78	85	12	23	0	10
	46	102	44	42	2	8	0	6
	47	185	56	78	8	24	0	19
	48	129	32	64	5	15	0	13
	71	182	55	87	8	17	0	15
	74	101	31	46	11	5	0	8
	76	115	22	71	8	8	0	6
	78	133	31	71	5	14	0	12
	79	157	37	84	8	20	0	8
	82	82	28	34	6	7	0	7
	84	170	53	90	7	13	0	7
	89	118	29	59	9	9	0	12
	98	157	46	79	10	12	1	9
	99	155	39	84	7	15	0	10
	106	97	26	47	5	10	0	9
GRAND TOTAL:		<u>4,053</u>	<u>1,215</u>	<u>1,905</u>	<u>230</u>	<u>381</u>	<u>1</u>	<u>321</u>

TOWN OF GREECE  
MEMBER OF TOWN COUNCIL  
2ND WARD

LEGISLATIVE DISTRICT OR TOWN	ELECTION DISTRICT	TOTAL VOTERS	JUDY M. KNIGHTS	BOB BILSKY	BOB BILSKY	BOB BILSKY	JUDY M. KNIGHTS	SCATTER	BLANK AND VOID
			DEM	REP	IND	CON	WOR		
Greece									
	3	127	41	52	6	13	9	0	6
	4	106	27	51	5	11	1	0	11
	13	128	44	54	4	10	1	0	15
	15	90	23	40	4	11	6	0	6
	18	159	55	73	4	6	5	0	16
	29	135	51	51	8	11	1	0	13
	36	154	46	71	3	10	5	0	19
	39	85	18	45	4	6	5	0	7
	42	121	41	53	3	11	4	0	9
	49	105	26	49	3	5	5	0	17
	50	133	34	67	9	13	3	0	7
	52	155	42	70	2	18	4	0	19
	53	97	26	38	8	8	3	0	14
	55	129	43	53	2	17	2	0	12
	56	167	56	74	1	15	6	0	15
	58	152	46	67	2	12	9	0	16
	60	102	29	45	4	7	6	0	11
	62	148	42	66	5	8	4	0	23
	64	104	36	46	9	7	1	0	5
	66	76	27	34	2	6	1	0	6
	69	111	38	52	3	3	4	0	11
	72	155	40	80	7	11	3	0	14
	73	87	30	33	5	10	3	0	6
	75	104	32	51	5	1	5	0	10
	80	163	27	92	6	16	7	0	15
	88	107	31	49	5	15	1	0	6
	95	77	28	27	2	3	4	0	13
	96	133	27	55	10	12	6	0	23
	101	82	22	37	4	11	4	0	4
GRAND TOTAL:		<u>3,492</u>	<u>1,028</u>	<u>1,575</u>	<u>135</u>	<u>287</u>	<u>118</u>	<u>0</u>	<u>349</u>

TOWN OF GREECE  
MEMBER OF TOWN COUNCIL  
3RD WARD

LEGISLATIVE DISTRICT OR TOWN	ELECTION DISTRICT	TOTAL VOTERS	MAUREEN V. DAUPHINEE	JERRY HELPER	JERRY HELPER	JERRY HELPER	MAUREEN V. DAUPHINEE	SCATTER	BLANK AND VOID
			DEM	REP	IND	CON	WOR		
Greece									
	5	132	42	55	7	9	8	0	11
	7	157	44	59	10	16	17	0	11
	8	163	41	72	9	9	14	0	18
	9	152	46	59	5	13	20	0	9
	10	145	47	64	7	9	8	0	10
	14	85	34	30	4	12	2	0	3
	17	152	45	66	7	18	5	0	11
	19	145	42	54	11	5	19	0	14
	20	139	38	56	5	16	12	0	12
	23	295	105	110	14	13	13	0	40
	25	160	50	62	11	9	18	0	10
	32	124	29	51	8	13	6	0	17
	37	96	26	42	5	16	1	0	6
	40	151	60	63	5	9	4	0	10
	51	86	20	42	6	8	1	0	9
	59	97	40	36	3	9	1	0	8
	61	130	42	54	6	16	6	0	6
	63	193	73	68	6	15	17	0	14
	65	209	64	94	8	7	4	0	32
	67	128	40	59	3	11	6	0	9
	68	165	45	79	12	19	2	0	8
	77	173	48	80	6	10	10	0	19
	81	109	31	58	2	6	3	0	9
	83	82	30	27	6	6	3	0	10
	87	135	40	63	5	5	5	0	17
	93	215	88	81	11	8	4	0	23
	94	124	41	46	9	11	6	0	11
GRAND TOTAL:		<u>3,942</u>	<u>1,251</u>	<u>1,630</u>	<u>191</u>	<u>298</u>	<u>215</u>	<u>0</u>	<u>357</u>

TOWN OF GREECE  
MEMBER OF TOWN COUNCIL  
4TH WARD

LEGISLATIVE DISTRICT OR TOWN	ELECTION DISTRICT	TOTAL VOTERS	RICK ANTELLI REP	RICK ANTELLI IND	RICK ANTELLI CON	SCATTER	BLANK AND VOID
Greece							
	24	170	92	23	13	0	42
	27	141	74	15	14	0	38
	28	128	74	11	14	0	29
	33	107	68	9	13	1	16
	43	124	78	3	18	0	25
	44	176	107	19	13	0	37
	45	159	100	13	17	0	29
	54	147	78	19	14	1	35
	57	124	66	14	10	0	34
	70	198	122	17	16	0	43
	85	115	67	12	15	0	21
	86	225	113	19	21	0	72
	90	127	85	9	17	0	16
	91	233	127	22	28	0	56
	92	168	87	10	14	0	57
	97	278	176	14	19	0	69
	100	161	104	9	13	0	35
	102	121	69	17	15	0	20
	103	132	75	8	21	0	28
	104	159	87	25	16	0	31
	105	95	61	13	9	0	12
	107	87	55	5	6	0	21
	108	85	39	12	5	0	29
	109	125	72	11	14	0	28
GRAND TOTAL:		3,585	2,076	329	355	2	823

TOWN OF HAMLIN  
SUPERVISOR

LEGISLATIVE DISTRICT OR TOWN	ELECTION DISTRICT	TOTAL VOTERS	DENNIS K. ROACH REP	DENNIS K. ROACH IND	DENNIS K. ROACH CON	JERRY L. BORKHOLDER MUD	SCATTER	BLANK AND VOID
Hamlin								
	1	150	82	11	12	31	0	14
	2	271	144	17	15	81	0	14
	3/11	166	108	11	16	21	0	10
	4	176	74	11	12	68	0	11
	5	149	80	12	19	28	0	10
	6	139	64	13	20	28	0	14
	7	244	137	29	19	41	0	18
	8	141	64	11	17	25	0	24
	9	119	77	7	4	20	0	11
	10	262	155	16	18	58	0	15
GRAND TOTAL:		<u>1,817</u>	<u>985</u>	<u>138</u>	<u>152</u>	<u>401</u>	<u>0</u>	<u>141</u>

TOWN OF HAMLIN  
TOWN CLERK

<u>LEGISLATIVE DISTRICT OR TOWN</u>	<u>ELECTION DISTRICT</u>	<u>TOTAL VOTERS</u>	<u>KATHI A. RICKMAN REP</u>	<u>KATHI A. RICKMAN IND</u>	<u>KATHI A. RICKMAN CON</u>	<u>SCATTER</u>	<u>BLANK AND VOID</u>
Hamlin							
	1	150	88	15	20	0	27
	2	271	162	27	24	0	58
	3/11	166	108	21	17	0	20
	4	176	95	15	21	0	45
	5	149	91	13	20	0	25
	6	139	74	21	23	0	21
	7	244	150	33	27	0	34
	8	141	72	19	23	0	27
	9	119	84	9	8	0	18
	10	262	178	24	24	0	36
GRAND TOTAL:		<u>1,817</u>	<u>1,102</u>	<u>197</u>	<u>207</u>	<u>0</u>	<u>311</u>

TOWN OF HAMLIN  
TOWN JUSTICE

<u>LEGISLATIVE DISTRICT OR TOWN</u>	<u>ELECTION DISTRICT</u>	<u>TOTAL VOTERS</u>	PAUL W. RATH <u>REP</u>	PAUL W. RATH <u>IND</u>	PAUL W. RATH <u>CON</u>	<u>SCATTER</u>	<u>BLANK AND VOID</u>
Hamlin							
	1	150	88	15	13	0	34
	2	271	147	27	28	0	69
	3/11	166	104	18	14	0	30
	4	176	92	17	24	0	43
	5	149	88	13	22	0	26
	6	139	73	17	24	0	25
	7	244	139	33	27	0	45
	8	141	74	16	24	0	27
	9	119	86	6	7	0	20
	10	262	178	20	28	0	36
GRAND TOTAL:		<u>1,817</u>	<u>1,069</u>	<u>182</u>	<u>211</u>	<u>0</u>	<u>355</u>

TOWN OF HAMLIN  
MEMBER OF TOWN COUNCIL  
(VOTE FOR 2)

LEGISLATIVE DISTRICT OR TOWN	ELECTION DISTRICT	TOTAL VOTERS	THOMAS N. BRESLAWSKI	DAVID G. ROSE	THOMAS N. BRESLAWSKI	DAVID G. ROSE	THOMAS N. BRESLAWSKI	DAVID G. ROSE	JAMES W. NESBITT	LINDA G. DERUE	SCATTER	BLANK AND VOID
			REP	REP	IND	IND	CON	CON	CS	CS		
Hamlin												
	1	300	76	82	9	12	14	13	37	30	0	27
	2	542	120	124	15	21	16	14	110	84	0	38
	3/11	332	98	97	12	13	13	16	29	25	0	29
	4	352	75	80	12	11	12	14	67	58	0	23
	5	298	73	78	10	10	16	12	41	34	0	24
	6	278	61	63	10	13	17	20	34	28	0	32
	7	488	119	122	30	25	19	22	63	54	0	34
	8	282	64	61	11	10	18	17	34	29	0	38
	9	238	68	66	5	7	5	5	37	26	0	19
	10	524	145	158	17	18	18	20	63	47	0	38
GRAND TOTAL:		<u>3,634</u>	<u>899</u>	<u>931</u>	<u>131</u>	<u>140</u>	<u>148</u>	<u>153</u>	<u>515</u>	<u>415</u>	<u>0</u>	<u>302</u>



TOWN OF HENRIETTA  
SUPERVISOR

LEGISLATIVE DISTRICT OR TOWN	ELECTION DISTRICT	TOTAL VOTERS	MICHAEL B. YUDELSON	MICHAEL B. YUDELSON	JAMES R. BREESE	JEFFREY P. KUEPPERS	SCATTER	BLANK AND VOID
			REP	IND	CON	BF		
Henrietta								
	1	256	147	30	45	13	0	21
	2	150	70	24	32	15	0	9
	3	87	38	6	29	4	0	10
	4	186	84	22	32	11	0	37
	5	204	85	27	59	14	0	19
	6	203	98	25	51	13	0	16
	7	182	99	26	34	10	0	13
	8	209	110	28	35	18	0	18
	9	117	49	18	19	16	0	15
	10	175	86	21	43	10	0	15
	11	167	76	18	33	21	0	19
	12	188	92	21	43	15	0	17
	13	148	61	26	34	16	0	11
	14	138	72	13	31	11	0	11
	15	205	108	30	29	18	0	20
	16	136	74	16	18	16	0	12
	17	217	111	25	37	25	0	19
	18	195	93	21	38	19	0	24
	19	144	78	19	22	7	0	18
	20	175	96	19	35	8	0	17
	21	178	83	22	36	22	0	15
	22	265	140	30	52	10	0	33
	23	142	67	15	35	17	0	8
	24	206	105	33	25	24	0	19
	25	219	126	21	48	9	0	15
	26	268	130	39	62	23	0	14
	27	262	145	28	48	22	0	19
	28	217	118	24	49	11	0	15
	29	204	88	25	44	22	0	25
	30	301	137	42	57	27	0	38
	31	116	63	8	23	12	0	10
	32	248	137	26	44	11	0	30
	33	122	56	18	21	17	0	10
	34	111	46	14	21	23	0	7
	35	180	95	22	38	10	0	15
GRAND TOTAL:		<u>6,521</u>	<u>3,263</u>	<u>802</u>	<u>1,302</u>	<u>540</u>	<u>0</u>	<u>614</u>

TOWN OF HENRIETTA  
TOWN JUSTICE  
(VOTE FOR 3)  
PART 1 OF 2

LEGISLATIVE DISTRICT OR TOWN	ELECTION DISTRICT	TOTAL VOTERS	STEVEN M. DONSKY	JOHN G. PERICAK	JAMES J. PIAMPIANO	STEVEN M. DONSKY	JAMES J. PIAMPIANO	LA MARR J. JACKSON
			REP	REP	REP	IND	IND	IND
Henrietta								
	1	768	137	149	122	27	34	57
	2	450	73	74	80	20	18	25
	3	261	44	40	45	6	11	12
	4	558	86	80	84	29	25	36
	5	612	90	90	98	28	29	23
	6	609	90	100	104	21	32	33
	7	546	91	85	88	21	20	37
	8	627	98	94	87	24	39	39
	9	351	48	47	47	22	19	25
	10	525	91	84	93	19	23	26
	11	501	73	73	72	16	25	23
	12	564	95	96	99	36	29	39
	13	444	57	58	55	27	34	38
	14	414	73	69	78	13	18	21
	15	615	83	100	83	26	29	28
	16	408	70	73	73	18	19	24
	17	651	102	103	100	31	29	50
	18	585	86	81	98	19	24	24
	19	432	68	71	63	15	24	33
	20	525	98	89	90	20	19	28
	21	534	81	84	78	19	24	35
	22	795	130	137	131	40	40	58
	23	426	67	64	65	16	19	26
	24	618	101	95	94	27	36	43
	25	657	111	110	114	28	28	39
	26	804	121	132	125	31	35	31
	27	786	131	134	137	29	42	39
	28	651	113	111	116	27	27	37
	29	612	87	86	95	35	31	40
	30	903	135	135	138	49	50	62
	31	348	53	52	52	12	15	22
	32	744	127	124	156	26	39	46
	33	366	54	54	63	10	18	17
	34	333	49	47	45	12	21	23
	35	540	89	83	85	22	24	31
GRAND TOTAL:		<u>19,563</u>	<u>3,102</u>	<u>3,104</u>	<u>3,153</u>	<u>821</u>	<u>949</u>	<u>1,170</u>

TOWN OF HENRIETTA  
TOWN JUSTICE  
(VOTE FOR 3)  
PART 2 OF 2

LEGISLATIVE DISTRICT OR TOWN	ELECTION DISTRICT	TOTAL VOTERS	STEVEN M. DONSKY  CON	JOHN G. PERICAK  CON	LA MARR J. JACKSON  CON	SCATTER	BLANK AND VOID
Henrietta							
	1	768	22	26	27	0	167
	2	450	13	20	20	0	107
	3	261	7	8	7	0	81
	4	558	10	11	9	0	188
	5	612	28	30	18	0	178
	6	609	19	24	16	0	170
	7	546	18	26	16	0	144
	8	627	15	24	14	0	193
	9	351	7	14	14	0	108
	10	525	11	19	16	0	143
	11	501	21	23	12	0	163
	12	564	12	16	15	0	127
	13	444	20	20	15	0	120
	14	414	10	14	10	0	108
	15	615	14	21	18	0	213
	16	408	7	9	6	0	109
	17	651	24	29	27	0	156
	18	585	20	27	17	0	189
	19	432	17	16	19	0	106
	20	525	12	20	17	0	132
	21	534	19	23	20	0	151
	22	795	16	17	17	0	209
	23	426	12	21	18	3	115
	24	618	10	13	13	0	186
	25	657	17	22	18	0	170
	26	804	29	39	34	0	227
	27	786	24	29	26	0	195
	28	651	22	27	19	0	152
	29	612	12	20	16	0	190
	30	903	29	32	23	0	250
	31	348	11	15	16	0	100
	32	744	15	12	9	0	190
	33	366	11	10	9	0	120
	34	333	6	8	8	0	114
	35	540	17	18	26	0	145
GRAND TOTAL:		<u>19,563</u>	<u>557</u>	<u>703</u>	<u>585</u>	<u>3</u>	<u>5,416</u>

TOWN OF HENRIETTA  
MEMBER OF TOWN COUNCIL  
(VOTE FOR 2)

LEGISLATIVE DISTRICT OR TOWN	ELECTION DISTRICT	TOTAL VOTERS	WILLIAM J. MULLIGAN, JR.	CATHERINE A. MCCABE	WILLIAM J. MULLIGAN, JR.	CATHERINE A. MCCABE	WILLIAM J. MULLIGAN, JR.	CATHERINE A. MCCABE	SCATTER	BLANK AND VOID
			REP	REP	IND	IND	CON	CON		
Henrietta	1	512	150	157	30	28	24	25	0	98
	2	300	71	79	26	23	14	16	0	71
	3	174	41	43	11	9	7	7	0	56
	4	372	79	85	28	32	6	9	0	133
	5	408	97	99	27	32	23	24	0	106
	6	406	105	109	30	28	19	17	0	98
	7	364	99	96	25	23	18	18	0	85
	8	418	95	93	38	40	9	8	0	135
	9	234	51	52	20	25	7	7	0	72
	10	350	96	91	22	23	14	15	0	89
	11	334	80	81	22	23	15	14	0	99
	12	376	95	95	35	34	11	12	1	93
	13	296	65	67	27	33	12	12	0	80
	14	276	73	78	17	19	10	11	0	68
	15	410	96	98	30	32	18	14	0	122
	16	272	69	74	21	21	9	10	0	68
	17	434	108	110	33	36	22	24	0	101
	18	390	82	90	27	25	17	19	0	130
	19	288	66	69	18	18	17	21	0	79
	20	350	98	96	21	20	13	17	0	85
	21	356	77	78	27	27	16	15	0	116
	22	530	134	140	42	44	17	18	0	135
	23	284	69	64	22	24	10	13	2	80
	24	412	110	107	28	25	7	8	0	127
	25	438	118	122	24	25	17	18	0	114
	26	536	132	132	25	25	34	36	0	152
	27	524	143	142	33	38	21	24	0	123
	28	434	119	115	28	30	23	25	0	94
	29	408	83	89	31	37	16	25	1	126
	30	602	139	141	44	53	25	27	0	173
	31	232	57	53	15	17	9	11	0	70
	32	496	129	131	33	41	17	15	0	130
	33	244	52	58	15	16	15	15	0	73
	34	222	51	49	13	15	9	9	0	76
	35	360	87	97	28	31	16	18	0	83
GRAND TOTAL:		<u>13,042</u>	<u>3,216</u>	<u>3,280</u>	<u>916</u>	<u>972</u>	<u>537</u>	<u>577</u>	<u>4</u>	<u>3,540</u>

TOWN OF IRONDEQUOIT  
SUPERVISOR

LEGISLATIVE DISTRICT OR TOWN	ELECTION DISTRICT	TOTAL VOTERS	MARY ELLEN HEYMAN	JIM TURNER	JIM TURNER	JIM TURNER	MARY ELLEN HEYMAN	SCATTER	BLANK AND VOID
			DEM	REP	IND	CON	WOR		
Irondequoit	1	216	98	88	5	10	7	0	8
	2	162	92	53	4	8	3	0	2
	3	253	129	82	7	11	14	0	10
	4	180	90	68	4	9	3	0	6
	5	170	117	28	2	9	9	0	5
	6	346	181	113	12	17	18	0	5
	7	334	177	111	9	22	6	0	9
	8	227	117	81	5	12	4	2	6
	9	239	130	70	9	9	4	0	17
	10	246	126	91	4	12	5	0	8
	11	113	56	44	2	4	3	0	4
	12	145	80	37	3	11	11	0	3
	13	268	163	71	8	10	9	0	7
	14	293	164	75	9	16	12	0	17
	15	293	147	104	8	13	10	0	11
	16	276	144	104	7	7	7	0	7
	17	128	63	40	6	9	4	0	6
	18	237	123	84	4	10	8	0	8
	19	213	134	40	7	11	11	0	10
	20	192	100	74	7	7	1	0	3
	21	208	120	54	11	12	4	0	7
	22	244	115	98	8	9	4	0	10
	23	201	124	40	7	4	10	0	16
	24	205	103	64	7	15	5	0	11
	25	207	114	62	6	11	10	0	4
	26	122	66	35	2	5	2	0	12
	27	146	85	47	2	5	5	0	2
	28	153	70	50	8	13	8	0	4
	29	145	89	34	2	5	7	0	8
	30	198	106	65	7	7	8	0	5

TOWN OF IRONDEQUOIT  
SUPERVISOR

LEGISLATIVE DISTRICT OR TOWN	ELECTION DISTRICT	TOTAL VOTERS	MARY ELLEN HEYMAN	JIM TURNER	JIM TURNER	JIM TURNER	MARY ELLEN HEYMAN	SCATTER	BLANK AND VOID
			DEM	REP	IND	CON	WOR		
Irondequoit	31	200	110	61	9	8	6	0	6
	32	196	117	50	9	7	7	0	6
	33	171	94	53	4	3	11	1	5
	34	333	173	114	7	19	4	0	16
	35	127	81	30	5	3	2	0	6
	36	108	62	28	7	2	2	1	6
	37	192	108	61	4	8	1	0	10
	38	124	69	40	1	4	2	0	8
	39	95	49	28	1	1	2	0	14
	40	150	82	49	4	2	3	0	10
	41	211	125	58	8	4	6	0	10
	42	214	111	76	8	13	3	0	3
	43	139	79	39	2	9	6	0	4
	44	439	239	156	10	11	10	0	13
	45	183	95	66	7	8	1	0	6
	46	186	94	56	4	13	5	0	14
	47	87	45	32	2	6	0	0	2
	48	242	142	67	5	17	3	0	8
	49	194	102	58	10	14	5	0	5
	50	99	52	30	4	3	3	0	7
	51	275	141	102	6	12	6	0	8
	52	199	129	44	10	2	7	0	7
	53	181	103	44	5	6	9	0	14
	54	61	35	12	5	5	1	0	3
	55	209	111	68	4	10	8	0	8
	56	197	98	69	10	11	3	0	6
	57	305	167	89	14	9	11	0	15
	58	212	97	79	2	15	8	0	11
	59	193	108	54	6	10	6	0	9
	60	221	119	73	5	10	4	0	10

TOWN OF IRONDEQUOIT  
SUPERVISOR

LEGISLATIVE DISTRICT OR TOWN	ELECTION DISTRICT	TOTAL VOTERS	MARY ELLEN HEYMAN	JIM TURNER	JIM TURNER	JIM TURNER	MARY ELLEN HEYMAN	SCATTER	BLANK AND VOID
			DEM	REP	IND	CON	WOR		
Irondequoit	61	277	157	83	6	13	7	0	11
	62	240	121	83	5	16	7	0	8
	63	164	95	55	5	4	2	0	3
	64	116	59	38	2	9	4	0	4
	65	127	72	31	3	6	3	0	12
	66	57	31	14	1	3	2	0	6
	67	189	114	44	6	13	6	0	6
	68	194	104	66	6	3	6	0	9
	69	70	45	15	1	3	1	0	5
	70	72	30	28	3	4	3	0	4
	71/72	67	31	21	0	6	5	0	4
GRAND TOTAL:		<u>13,676</u>	<u>7,419</u>	<u>4,271</u>	<u>398</u>	<u>628</u>	<u>403</u>	<u>4</u>	<u>553</u>

TOWN OF IRONDEQUOIT  
TOWN JUSTICE

LEGISLATIVE DISTRICT OR TOWN	ELECTION DISTRICT	TOTAL VOTERS	EDWARD F. KNAAK, JR.	VINCENT M. DINOLFO	VINCENT M. DINOLFO	VINCENT M. DINOLFO	EDWARD F. KNAAK, JR.	SCATTER	BLANK AND VOID
			DEM	REP	IND	CON	WOR		
Irondequoit									
	1	216	68	102	10	14	5	0	17
	2	162	45	89	7	6	3	0	12
	3	253	101	94	8	11	7	0	32
	4	180	66	81	5	11	5	0	12
	5	170	80	57	3	8	9	0	13
	6	346	118	167	19	19	16	0	7
	7	334	101	163	22	22	3	0	23
	8	227	69	111	14	18	1	2	12
	9	239	75	106	10	9	4	0	35
	10	246	74	129	8	14	6	0	15
	11	113	35	55	7	5	4	0	7
	12	145	56	57	3	11	8	0	10
	13	268	118	103	20	10	8	0	9
	14	293	122	105	10	17	15	0	24
	15	293	89	146	18	25	5	0	10
	16	276	97	134	13	16	3	0	13
	17	128	46	57	11	8	0	0	6
	18	237	85	104	10	10	7	0	21
	19	213	89	74	13	13	9	0	15
	20	192	62	90	11	16	2	0	11
	21	208	87	79	17	9	7	0	9
	22	244	81	117	14	15	5	0	12
	23	201	104	60	9	4	8	0	16
	24	205	64	99	15	15	5	0	7
	25	207	80	93	10	10	4	0	10
	26	122	34	53	7	7	3	0	18
	27	146	50	74	8	5	4	0	5
	28	153	48	63	6	14	4	0	18
	29	145	62	50	10	5	4	0	14
	30	198	63	103	10	9	4	0	9
	31	200	76	88	16	10	4	0	6
	32	196	73	90	12	7	7	0	7
	33	171	72	61	7	4	5	0	22
	34	333	107	171	14	17	3	0	21
	35	127	69	39	4	4	3	0	8
	36	108	45	39	3	5	3	0	13
	37	192	75	86	6	8	0	0	17
	38	124	50	50	4	6	2	0	12
	39	95	34	39	3	3	0	0	16
	40	150	55	67	8	4	1	0	15
	41	211	96	76	9	7	6	0	17
	42	214	68	97	8	21	7	0	13
	43	139	65	45	2	10	3	0	14
	44	439	131	249	20	13	6	0	20



TOWN OF IRONDEQUOIT  
TOWN JUSTICE

LEGISLATIVE DISTRICT OR TOWN	ELECTION DISTRICT	TOTAL VOTERS	EDWARD F. KNAAK, JR.	VINCENT M. DINOLFO	VINCENT M. DINOLFO	VINCENT M. DINOLFO	EDWARD F. KNAAK, JR.	SCATTER	BLANK AND VOID
			DEM	REP	IND	CON	WOR		
Irondequoit	45	183	69	84	9	8	1	0	12
	46	186	64	85	5	17	4	0	11
	47	87	32	42	4	7	0	0	2
	48	242	80	120	8	18	3	0	13
	49	194	69	77	12	18	5	0	13
	50	99	40	32	4	6	4	0	13
	51	275	97	124	16	13	5	0	20
	52	199	99	64	11	5	3	0	17
	53	181	76	63	8	10	6	0	18
	54	61	29	19	2	7	1	0	3
	55	209	61	104	11	13	4	0	16
	56	197	70	91	7	11	5	0	13
	57	305	109	129	17	17	7	0	26
	58	212	61	101	8	22	5	0	15
	59	193	65	87	8	9	3	0	21
	60	221	91	86	6	17	2	0	19
	61	277	104	124	10	17	4	0	18
	62	240	81	106	10	24	6	0	13
	63	164	59	76	7	6	2	0	14
	64	116	38	52	6	12	2	0	6
	65	127	47	49	3	7	1	0	20
	66	57	21	21	3	4	0	0	8
	67	189	78	72	8	11	2	0	18
	68	194	64	100	9	7	1	0	13
	69	70	32	25	1	2	1	0	9
	70	72	22	30	5	4	2	0	9
	71/72	67	26	25	4	4	4	0	4
GRAND TOTAL:		<u>13,676</u>	<u>4,969</u>	<u>6,000</u>	<u>646</u>	<u>771</u>	<u>301</u>	<u>2</u>	<u>987</u>

TOWN OF IRONDEQUOIT  
MEMBER OF TOWN COUNCIL  
(VOTE FOR 2)

LEGISLATIVE DISTRICT OR TOWN	ELECTION DISTRICT	TOTAL VOTERS	JOHN PERTICONE	STEPHANIE ALDERSLEY	MARK S. SCUDERI	LYDIA V. DZUS	JOHN PERTICONE	LYDIA V. DZUS	MARK S. SCUDERI	LYDIA V. DZUS	JOHN PERTICONE	STEPHANIE ALDERSLEY	SCATTER	BLANK AND VOID
			DEM	DEM	REP	REP	IND	IND	CON	CON	WOR	WOR		
Irondequoit														
	1	432	90	106	82	80	5	4	10	9	6	8	0	32
	2	324	72	81	65	62	5	3	7	7	1	2	0	19
	3	506	110	123	88	86	11	8	14	7	6	11	0	42
	4	360	84	103	58	54	3	3	11	8	7	6	0	23
	5	340	107	109	34	32	3	2	10	8	8	8	0	19
	6	692	162	181	125	114	16	6	21	17	13	17	0	20
	7	668	160	203	114	90	17	7	21	15	5	6	0	30
	8	454	90	127	92	67	9	8	21	15	3	3	3	16
	9	478	117	130	80	81	10	6	11	10	1	2	0	30
	10	492	113	86	89	78	8	3	13	12	4	7	0	79
	11	226	46	50	51	43	3	2	6	3	2	4	0	16
	12	290	71	75	41	42	6	3	11	9	8	9	0	15
	13	536	149	170	69	64	8	12	14	11	6	8	0	25
	14	586	133	179	85	70	16	6	23	16	9	17	0	32
	15	586	121	149	122	101	4	2	19	18	8	12	0	30
	16	552	121	154	111	92	8	8	12	6	5	6	0	29
	17	256	61	67	47	39	1	4	8	8	5	5	0	11
	18	474	110	123	85	74	10	5	11	10	5	7	0	34
	19	426	108	115	61	54	6	6	14	14	10	7	0	31
	20	384	86	100	77	64	1	10	13	7	2	1	0	23
	21	416	114	130	56	48	11	7	13	7	6	6	0	18
	22	488	100	128	103	82	11	5	15	11	6	6	0	21
	23	402	108	113	54	48	8	5	5	4	9	8	0	40
	24	410	99	109	59	53	8	3	19	16	6	8	0	30
	25	414	100	100	71	71	5	9	11	12	7	5	0	23
	26	244	51	54	42	35	4	5	6	5	5	4	0	33
	27	292	64	87	53	42	10	2	5	7	5	5	0	12

TOWN OF IRONDEQUOIT  
MEMBER OF TOWN COUNCIL  
(VOTE FOR 2)

LEGISLATIVE DISTRICT OR TOWN	ELECTION DISTRICT	TOTAL VOTERS	JOHN PERTICONE	STEPHANIE ALDERSLEY	MARK S. SCUDERI	LYDIA V. DZUS	JOHN PERTICONE	LYDIA V. DZUS	MARK S. SCUDERI	LYDIA V. DZUS	JOHN PERTICONE	STEPHANIE ALDERSLEY	SCATTER	BLANK AND VOID
			DEM	DEM	REP	REP	IND	IND	CON	CON	WOR	WOR		
Irondequoit														
	28	306	65	71	59	47	8	7	13	11	4	6	0	15
	29	290	75	73	46	38	3	5	6	6	5	7	0	26
	30	396	84	95	81	74	10	4	11	7	4	7	0	19
	31	400	101	123	69	56	9	4	12	9	4	4	0	9
	32	392	100	113	61	58	5	6	7	6	7	10	0	19
	33	342	84	99	51	46	5	7	4	2	6	10	0	28
	34	666	150	158	128	123	10	11	23	15	3	6	0	39
	35	254	72	74	33	33	4	5	6	3	3	5	0	16
	36	216	55	52	34	34	4	4	4	4	3	4	1	17
	37	384	93	87	80	75	6	2	8	8	1	2	0	22
	38	248	67	67	34	40	2	2	4	5	3	5	0	19
	39	190	50	41	30	29	4	3	2	1	0	0	0	30
	40	300	75	87	47	39	9	6	4	3	1	4	0	25
	41	422	119	114	58	60	7	7	7	5	6	6	0	33
	42	428	93	111	83	70	10	3	17	16	5	8	0	12
	43	278	67	68	40	39	3	4	11	11	5	2	0	28
	44	878	200	220	180	163	19	9	17	13	8	8	0	41
	45	366	91	92	65	65	6	7	6	7	1	2	0	24
	46	372	84	98	57	56	8	7	15	10	5	4	0	28
	47	174	45	48	30	30	2	2	7	6	0	0	0	4
	48	484	122	125	71	69	8	5	22	15	3	9	0	35
	49	388	95	108	55	57	6	5	17	16	7	7	0	15
	50	198	49	45	26	31	7	6	4	3	3	3	0	21
	51	550	130	157	99	82	17	8	13	10	4	5	0	25
	52	398	113	110	59	45	9	10	8	2	5	5	0	32
	53	362	90	93	40	47	2	5	9	6	8	9	0	53
	54	122	30	32	12	19	2	3	8	8	2	0	0	6

TOWN OF IRONDEQUOIT  
MEMBER OF TOWN COUNCIL  
(VOTE FOR 2)

LEGISLATIVE DISTRICT OR TOWN	ELECTION DISTRICT	TOTAL VOTERS	JOHN PERTICONE	STEPHANIE ALDERSLEY	MARK S. SCUDERI	LYDIA V. DZUS	JOHN PERTICONE	LYDIA V. DZUS	MARK S. SCUDERI	LYDIA V. DZUS	JOHN PERTICONE	STEPHANIE ALDERSLEY	SCATTER	BLANK AND VOID
			DEM	DEM	REP	REP	IND	IND	CON	CON	WOR	WOR		
Irondequoit														
	55	418	94	119	72	62	5	3	12	11	7	8	0	25
	56	394	85	90	75	67	7	9	13	11	0	5	0	32
	57	610	148	165	93	87	17	8	17	11	8	10	0	46
	58	424	92	97	75	77	4	2	19	17	7	9	0	25
	59	386	87	105	60	56	7	1	8	10	6	4	0	42
	60	442	109	122	71	62	8	2	13	11	2	10	0	32
	61	554	134	136	97	98	12	7	14	12	6	9	0	29
	62	480	99	121	93	72	7	3	23	21	4	6	0	31
	63	328	81	85	61	59	7	6	7	4	1	7	0	10
	64	232	53	57	41	32	5	0	10	13	3	5	0	13
	65	254	58	54	41	40	2	2	10	6	1	2	0	38
	66	114	30	28	12	18	1	0	4	3	1	2	0	15
	67	378	100	101	49	46	6	5	14	9	4	5	0	39
	68	388	83	97	73	68	9	4	3	6	3	5	0	37
	69	140	38	38	17	18	1	2	2	3	1	0	0	20
	70	144	36	37	18	19	0	1	4	3	4	5	0	17
	71/72	134	27	32	23	22	3	2	3	3	5	7	0	7
GRAND TOTAL:		<u>27,352</u>	<u>6,500</u>	<u>7,197</u>	<u>4,613</u>	<u>4,194</u>	<u>493</u>	<u>348</u>	<u>785</u>	<u>634</u>	<u>327</u>	<u>425</u>	<u>4</u>	<u>1,832</u>

TOWN OF MENDON  
SUPERVISOR

LEGISLATIVE DISTRICT OR TOWN	ELECTION DISTRICT	TOTAL VOTERS	IAN K. MCNABB DEM	JEFFREY J. BABCOCK REP	IAN K. NCNABB IND/MF	SCATTER	BLANK AND VOID
Mendon							
	1	355	186	119	37	0	13
	2	314	181	95	24	0	14
	3	393	167	182	28	0	16
	4	283	150	100	20	0	13
	5	320	150	122	31	0	17
	6	318	171	110	25	0	12
	7	325	145	143	21	0	16
	8	131	70	49	7	0	5
	9	300	139	128	14	0	19
GRAND TOTAL:		<u>2,739</u>	<u>1,359</u>	<u>1,048</u>	<u>207</u>	<u>0</u>	<u>125</u>

TOWN OF MENDON  
TOWN CLERK

<u>LEGISLATIVE DISTRICT OR TOWN</u>	<u>ELECTION DISTRICT</u>	<u>TOTAL VOTERS</u>	JAMES P. MERZKE <u>REP</u>	JAMES P. MERZKE <u>CON</u>	<u>SCATTER</u>	<u>BLANK AND VOID</u>
Mendon						
	1	355	196	30	0	129
	2	314	156	28	0	130
	3	393	234	38	0	121
	4	283	159	12	0	112
	5	320	183	29	0	108
	6	318	193	24	0	101
	7	325	202	25	0	98
	8	131	71	15	0	45
	9	300	166	27	0	107
GRAND TOTAL:		<u>2,739</u>	<u>1,560</u>	<u>228</u>	<u>0</u>	<u>951</u>

TOWN OF MENDON  
TOWN JUSTICE

<u>LEGISLATIVE DISTRICT OR TOWN</u>	<u>ELECTION DISTRICT</u>	<u>TOTAL VOTERS</u>	<u>WILLIAM P. FLETCHER REP</u>	<u>WILLIAM P. FLETCHER CON</u>	<u>SCATTER</u>	<u>BLANK AND VOID</u>
Mendon						
	1	355	187	25	0	143
	2	314	147	23	0	144
	3	393	232	35	0	126
	4	283	135	11	0	137
	5	320	174	27	0	119
	6	318	174	27	0	117
	7	325	196	24	0	105
	8	131	70	13	0	48
	9	300	166	29	0	105
GRAND TOTAL:		<u>2,739</u>	<u>1,481</u>	<u>214</u>	<u>0</u>	<u>1,044</u>

TOWN OF MENDON  
MEMBER OF TOWN COUNCIL  
(VOTE FOR 2)

LEGISLATIVE DISTRICT OR TOWN	ELECTION DISTRICT	TOTAL VOTERS	MARK F. COTTLE  DEM	SHARI F. STOTTLER  DEM	PATRICIA A. FREEMAN  REP	MARVIN VAHUE  REP	MARK F. COTTLE  IND/MF	SHARI F. STOTTLER  IND/MF	SCATTER	BLANK AND VOID
Mendon	1	710	187	180	117	122	36	33	0	35
	2	628	188	185	74	92	30	25	0	34
	3	786	183	163	155	188	31	30	0	36
	4	566	158	147	85	96	23	23	0	34
	5	640	151	144	125	129	30	28	0	33
	6	636	175	163	105	110	30	29	0	24
	7	650	153	138	135	149	28	19	0	28
	8	262	71	70	52	47	5	3	0	14
	9	600	149	140	106	120	31	16	0	38
GRAND TOTAL:		5,478	1,415	1,330	954	1,053	244	206	0	276



TOWN OF MENDON  
SUPERINTENDENT OF HIGHWAYS

<u>LEGISLATIVE DISTRICT OR TOWN</u>	<u>ELECTION DISTRICT</u>	<u>TOTAL VOTERS</u>	<u>WILLIAM E. SMITH  REP</u>	<u>WILLIAM E. SMITH  CON</u>	<u>SCATTER</u>	<u>BLANK AND VOID</u>
Mendon						
	1	355	197	36	0	122
	2	314	151	28	0	135
	3	393	236	32	0	125
	4	283	152	7	0	124
	5	320	173	38	0	109
	6	318	185	26	0	107
	7	325	196	23	0	106
	8	131	73	11	0	47
	9	300	165	28	0	107
GRAND TOTAL:		<u>2,739</u>	<u>1,528</u>	<u>229</u>	<u>0</u>	<u>982</u>

TOWN OF OGDEN  
SUPERVISOR

LEGISLATIVE DISTRICT OR TOWN	ELECTION DISTRICT	TOTAL VOTERS	GARRY L. CRANKER	GAY H. LENHARD	GARRY L. CRANKER	GAY H. LENHARD	GARRY L. CRANKER	SCATTER	BLANK AND VOID
			DEM	REP	IND	CON	WOR		
Ogden	1	219	77	99	10	22	3	0	8
	2	224	67	106	10	29	5	0	7
	3	331	113	158	11	28	7	0	14
	4	176	55	87	5	20	7	0	2
	5	232	86	107	12	13	7	0	7
	6	203	82	80	15	14	1	0	11
	7	139	47	60	5	10	4	0	13
	8	189	69	80	6	19	6	0	9
	9	225	62	118	11	21	4	0	9
	10	155	38	77	7	21	3	0	9
	11	164	51	72	10	26	2	0	3
	12	217	71	99	14	18	5	0	10
	13	197	70	88	7	18	8	1	5
	14	148	36	77	7	19	7	0	2
	15	249	90	110	12	20	8	0	9
	16	143	55	63	11	8	2	0	4
	17	174	63	72	10	17	8	0	4
	18	173	50	84	6	21	8	0	4
	19	233	95	104	8	18	4	0	4
	20	228	69	110	14	29	1	0	5
GRAND TOTAL:		<u>4,019</u>	<u>1,346</u>	<u>1,851</u>	<u>191</u>	<u>391</u>	<u>100</u>	<u>1</u>	<u>139</u>

TOWN OF OGDEN  
TOWN CLERK

<u>LEGISLATIVE DISTRICT OR TOWN</u>	<u>ELECTION DISTRICT</u>	<u>TOTAL VOTERS</u>	LYNN A. BIANCHI <u>REP</u>	LYNN A. BIANCHI <u>IND</u>	LYNN A. BIANCHI <u>CON</u>	<u>SCATTER</u>	<u>BLANK AND VOID</u>
Ogden							
	1	219	115	21	20	0	63
	2	224	124	18	27	0	55
	3	331	175	28	25	1	102
	4	176	101	11	25	0	39
	5	232	138	23	17	0	54
	6	203	96	16	18	0	73
	7	139	73	10	9	0	47
	8	189	97	11	19	0	62
	9	225	129	15	21	0	60
	10	155	84	11	22	0	38
	11	164	87	18	26	0	33
	12	217	110	21	18	0	68
	13	197	104	19	27	0	47
	14	148	87	7	21	0	33
	15	249	130	23	23	0	73
	16	143	86	8	7	0	42
	17	174	96	9	20	0	49
	18	173	93	10	24	0	46
	19	233	127	15	20	0	71
	20	228	128	21	30	0	49
GRAND TOTAL:		<u>4,019</u>	<u>2,180</u>	<u>315</u>	<u>419</u>	<u>1</u>	<u>1,104</u>

TOWN OF OGDEN  
TOWN JUSTICE

<u>LEGISLATIVE DISTRICT OR TOWN</u>	<u>ELECTION DISTRICT</u>	<u>TOTAL VOTERS</u>	<u>MICHAEL P. SCHIANO REP</u>	<u>MICHAEL P. SCHIANO IND</u>	<u>MICHAEL P. SCHIANO CON</u>	<u>SCATTER</u>	<u>BLANK AND VOID</u>
Ogden	1	219	109	14	20	0	76
	2	224	114	18	25	0	67
	3	331	160	28	24	0	119
	4	176	95	13	25	0	43
	5	232	126	16	16	0	74
	6	203	98	16	17	0	72
	7	139	71	10	10	0	48
	8	189	90	10	19	0	70
	9	225	118	19	22	0	66
	10	155	85	11	22	0	37
	11	164	82	17	24	0	41
	12	217	107	18	16	0	76
	13	197	101	17	24	0	55
	14	148	83	6	18	0	41
	15	249	113	24	22	0	90
	16	143	83	8	7	0	45
	17	174	89	12	19	0	54
	18	173	96	9	21	0	47
	19	233	118	15	21	0	79
	20	228	126	19	30	0	53
GRAND TOTAL:		<u>4,019</u>	<u>2,064</u>	<u>300</u>	<u>402</u>	<u>0</u>	<u>1,253</u>

TOWN OF OGDEN  
MEMBER OF TOWN COUNCIL  
(VOTE FOR 2)

LEGISLATIVE DISTRICT OR TOWN	ELECTION DISTRICT	TOTAL VOTERS	WAYNE A. MCCROSSEN	ANTHONY L. MCCOLLOUGH	MALCOLM E. PERRY	DAVID F. FEENEY	WAYNE A. MCCROSSEN	DAVID F. FEENEY	MALCOLM E. PERRY	DAVID F. FEENEY	WAYNE A. MCCROSSEN	ANTHONY L. MCCOLLOUGH	SCATTER	BLANK AND VOID
			DEM	DEM	REP	REP	IND	IND	CON	CON	WOR	WOR		
Ogden	1	438	74	69	93	99	9	12	18	22	4	7	0	31
	2	448	59	68	102	104	10	12	23	24	5	8	0	33
	3	662	100	104	147	149	7	14	22	25	7	9	0	78
	4	352	56	51	79	82	5	7	20	19	7	5	0	21
	5	464	71	59	94	119	14	12	14	15	6	9	0	51
	6	406	74	68	77	87	13	10	14	14	3	3	0	43
	7	278	39	38	63	65	8	5	8	9	5	9	0	29
	8	378	66	74	78	74	3	5	17	17	6	4	0	34
	9	450	57	57	107	112	11	8	20	23	4	5	0	46
	10	310	35	40	75	70	6	5	19	20	4	5	0	31
	11	328	46	48	70	65	11	12	28	24	2	2	0	20
	12	434	67	63	100	98	7	11	19	15	3	5	0	46
	13	394	55	60	90	92	9	11	19	18	6	8	0	26
	14	296	39	43	69	63	6	4	18	18	6	8	0	22
	15	498	77	89	97	96	15	13	21	19	8	11	0	52
	16	286	43	47	71	68	16	7	6	5	2	4	0	17
	17	348	59	56	64	75	13	10	16	15	9	10	0	21
	18	346	53	55	78	73	5	7	19	19	6	7	0	24
	19	466	91	88	97	97	9	9	18	17	4	8	0	28
	20	456	65	68	111	104	11	7	29	29	2	9	0	21
GRAND TOTAL:		<u>8,038</u>	<u>1,226</u>	<u>1,245</u>	<u>1,762</u>	<u>1,792</u>	<u>188</u>	<u>181</u>	<u>368</u>	<u>367</u>	<u>99</u>	<u>136</u>	<u>0</u>	<u>674</u>

TOWN OF PARMA  
SUPERVISOR

LEGISLATIVE DISTRICT OR TOWN	ELECTION DISTRICT	TOTAL VOTERS	IGNATIUS D. LADELFA	RICHARD A. LEMCKE	RICHARD A. LEMCKE	RICHARD A. LEMCKE	SCATTER	BLANK AND VOID
			DEM	REP	IND	CON		
Parma								
	1	273	93	125	13	18	0	24
	2	280	106	125	12	17	0	20
	3	185	60	96	8	17	0	4
	4	253	81	120	11	16	0	25
	5	197	78	91	14	6	0	8
	6	110	36	56	3	9	0	6
	7	236	107	97	10	10	0	12
	8	392	115	194	20	30	0	33
	9	241	77	119	10	21	0	14
	10	238	69	113	12	33	0	11
	11	220	76	108	9	17	0	10
	12	195	81	85	9	8	0	12
	13	364	146	161	14	16	0	27
	14	178	59	80	11	16	0	12
	15	240	85	112	15	14	0	14
GRAND TOTAL:		<u>3,602</u>	<u>1,269</u>	<u>1,682</u>	<u>171</u>	<u>248</u>	<u>0</u>	<u>232</u>

TOWN OF PARMA  
TOWN JUSTICE

LEGISLATIVE DISTRICT OR TOWN	ELECTION DISTRICT	TOTAL VOTERS	HARRIET L. ZUNNO	MICHAEL A. SCIORTINO	MICHAEL A. SCIORTINO	MICHAEL A. SCIORTINO	HARRIET L. ZUNNO	SCATTER	BLANK AND VOID
			DEM	REP	IND	CON	WOR		
Parma									
	1	273	78	142	16	21	2	0	14
	2	280	72	149	19	16	7	0	17
	3	185	42	101	6	18	8	0	10
	4	253	56	130	19	21	7	0	20
	5	197	51	110	12	11	7	0	6
	6	110	16	71	4	10	4	0	5
	7	236	56	125	17	19	2	0	17
	8	392	111	211	15	28	11	0	16
	9	241	59	128	12	23	3	0	16
	10	238	57	114	11	36	6	0	14
	11	220	53	119	6	20	11	0	11
	12	195	72	87	11	9	6	0	10
	13	364	97	190	21	19	9	0	28
	14	178	39	95	10	17	6	0	11
	15	240	57	126	16	19	9	0	13
GRAND TOTAL:		<u>3,602</u>	<u>916</u>	<u>1,898</u>	<u>195</u>	<u>287</u>	<u>98</u>	<u>0</u>	<u>208</u>

TOWN OF PARMA  
MEMBER OF TOWN COUNCIL  
(VOTE FOR 2)

LEGISLATIVE DISTRICT OR TOWN	ELECTION DISTRICT	TOTAL VOTERS	NICHOLAS R. COFFEE	JOSEPH A. REINSCHMIDT	GARY L. COMARDO	JAMES M. SMITH	NICHOLAS R. COFFEE	JAMES M. SMITH	GARY L. COMARDO	JAMES M. SMITH	SCATTER	BLANK AND VOID
			DEM	DEM	REP	REP	IND	IND	CON	CON		
Parma												
	1	546	101	121	111	101	12	8	17	16	0	59
	2	560	104	106	120	109	16	9	17	17	0	62
	3	370	62	71	74	79	9	5	20	17	0	33
	4	506	84	99	109	95	9	10	23	21	0	56
	5	394	67	92	92	81	7	8	11	8	0	28
	6	220	31	55	48	44	5	3	7	9	0	18
	7	472	78	102	112	98	9	7	18	13	0	35
	8	784	133	148	169	164	19	15	26	26	0	84
	9	482	70	100	103	99	14	6	23	20	0	47
	10	476	69	87	100	94	10	11	35	32	0	38
	11	440	74	101	91	85	13	7	19	15	0	35
	12	390	82	85	78	65	14	5	2	6	0	53
	13	728	133	159	138	147	19	19	16	20	0	77
	14	356	62	69	66	62	16	3	16	15	0	47
	15	480	73	97	109	95	10	6	16	15	0	59
GRAND TOTAL:		<u>7,204</u>	<u>1,223</u>	<u>1,492</u>	<u>1,520</u>	<u>1,418</u>	<u>182</u>	<u>122</u>	<u>266</u>	<u>250</u>	<u>0</u>	<u>731</u>



TOWN OF PARMA  
SUPERINTENDENT OF HIGHWAYS

LEGISLATIVE DISTRICT OR TOWN	ELECTION DISTRICT	TOTAL VOTERS	BRIAN F. SPEER  REP	BRIAN F. SPEER  CON	SCATTER	BLANK AND VOID
Parma						
	1	273	135	23	0	115
	2	280	154	29	0	97
	3	185	105	25	0	55
	4	253	136	32	0	85
	5	197	112	20	0	65
	6	110	65	10	0	35
	7	236	118	28	0	90
	8	392	222	40	0	130
	9	241	129	28	1	83
	10	238	117	46	1	74
	11	220	114	22	0	84
	12	195	109	26	0	60
	13	364	186	31	0	147
	14	178	87	24	0	67
	15	240	147	24	0	69
GRAND TOTAL:		3,602	1,936	408	2	1,256

TOWN OF PENFIELD  
SUPERVISOR

LEGISLATIVE DISTRICT OR TOWN	ELECTION DISTRICT	TOTAL VOTERS	GEORGE C. WIEDEMER	GEORGE C. WIEDEMER	GEORGE C. WIEDEMER	SCATTER	BLANK AND VOID
			REP	IND	CON		
Penfield							
	1	88	41	9	14	0	24
	2	201	97	24	18	0	62
	3	174	94	15	19	0	46
	4	215	102	23	21	0	69
	5	203	105	27	16	0	55
	6	158	82	16	14	1	45
	7	237	131	20	24	0	62
	8	159	82	10	11	0	56
	9	282	145	28	18	0	91
	10	186	93	23	11	0	59
	11	136	69	9	11	1	46
	12	221	126	19	20	1	55
	13	258	122	25	16	0	95
	14	212	105	21	19	0	67
	15	240	140	21	15	2	62
	16	111	51	15	3	0	42
	17	201	116	16	11	1	57
	18	161	83	22	6	1	49
	19	280	145	19	13	0	103
	20	229	128	22	23	1	55
	21	213	118	13	15	0	67
	22	179	76	22	13	0	68
	23	257	122	18	26	0	91
	24	254	137	23	23	0	71
	25	178	96	20	14	0	48
	26	144	82	12	3	0	47
	27	241	122	29	23	0	67
	28	147	71	12	8	1	55
	29	220	117	25	19	0	59
	30	262	154	19	21	2	66
	31	119	61	7	8	0	43
	32	155	85	16	4	0	50
	33	214	107	20	20	0	67
	34	157	87	14	18	0	38
	35	205	99	25	12	0	69
	36	136	77	13	3	0	43
	37	237	131	18	12	0	76
	38	146	76	15	9	2	44
	39	101	52	7	19	0	23
	40	177	93	10	13	1	60
	41	119	75	6	9	0	29
	42	129	61	16	5	0	47
GRAND TOTAL:		<u>7,942</u>	<u>4,156</u>	<u>744</u>	<u>600</u>	<u>14</u>	<u>2,428</u>

TOWN OF PENFIELD  
TOWN JUSTICE

LEGISLATIVE DISTRICT OR TOWN	ELECTION DISTRICT	TOTAL VOTERS	JOHN P. LOMENZO, JR.	JOHN P. LOMENZO, JR.	JOHN P. LOMENZO, JR.	SCATTER	BLANK AND VOID
			REP	IND	CON		
Penfield							
	1	88	36	8	14	0	30
	2	201	95	23	19	0	64
	3	174	88	13	17	0	56
	4	215	94	24	27	0	70
	5	203	97	26	17	0	63
	6	158	78	19	18	0	43
	7	237	127	20	24	0	66
	8	159	79	8	9	0	63
	9	282	130	28	21	0	103
	10	186	87	16	11	0	72
	11	136	66	9	14	0	47
	12	221	118	16	23	0	64
	13	258	119	20	18	0	101
	14	212	103	25	17	0	67
	15	240	133	19	14	0	74
	16	111	47	16	3	0	45
	17	201	105	16	13	0	67
	18	161	76	16	8	0	61
	19	280	141	18	13	0	108
	20	229	118	23	25	1	62
	21	213	101	14	13	0	85
	22	179	62	26	12	0	79
	23	257	112	18	29	0	98
	24	254	130	19	25	0	80
	25	178	102	14	13	0	49
	26	144	72	10	3	0	59
	27	241	114	28	25	0	74
	28	147	70	12	8	0	57
	29	220	103	24	18	0	75
	30	262	149	22	21	0	70
	31	119	59	8	8	0	44
	32	155	78	13	3	0	61
	33	214	100	16	20	0	78
	34	157	86	15	15	0	41
	35	205	90	19	12	0	84
	36	136	73	13	3	0	47
	37	237	130	14	13	0	80
	38	146	74	12	8	2	50
	39	101	49	5	19	0	28
	40	177	86	12	14	0	65
	41	119	77	7	5	0	30
	42	129	60	16	5	0	48
GRAND TOTAL:		7,942	3,914	700	617	3	2,708

TOWN OF PENFIELD  
MEMBER OF TOWN COUNCIL  
(VOTE FOR 2)

LEGISLATIVE DISTRICT OR TOWN	ELECTION DISTRICT	TOTAL VOTERS	LIZ ANDRZEJEWICZ	LORRAINE A. SERPE	JIM MULLEY	LINDA W. KOHL	JIM MULLEY	LINDA W. KOHL	JIM MULLEY	LINDA W. KOHL	LIZ ANDRZEJEWICZ	SCATTER	BLANK AND VOID
			DEM	DEM	REP	REP	IND	IND	CON	CON	WOR		
Penfield	1	176	33	29	34	30	0	5	14	13	1	0	17
	2	402	82	92	79	68	7	10	10	10	12	0	32
	3	348	60	64	72	73	8	12	13	13	12	0	21
	4	430	67	80	82	84	10	10	21	21	9	0	46
	5	406	73	82	80	83	9	10	15	13	14	0	27
	6	316	61	63	66	65	6	6	14	12	7	0	16
	7	474	95	104	93	89	11	6	18	20	5	0	33
	8	318	55	54	70	70	2	9	7	8	7	0	36
	9	564	123	128	101	111	11	10	17	17	7	0	39
	10	372	85	76	72	72	7	12	10	10	0	0	28
	11	272	61	63	46	53	3	6	12	4	2	0	22
	12	442	75	76	98	100	9	9	21	17	4	0	33
	13	516	100	112	104	93	13	13	13	15	4	0	49
	14	424	74	86	79	86	14	15	16	16	7	0	31
	15	480	94	110	102	101	11	11	14	12	2	0	23
	16	222	54	58	39	36	6	2	4	3	3	0	17
	17	402	71	90	86	84	9	11	11	11	7	0	22
	18	322	73	73	62	65	3	9	9	6	4	0	18
	19	560	129	137	102	110	12	6	13	12	9	0	30
	20	458	80	81	107	105	13	13	18	20	3	0	18
	21	426	93	94	88	83	8	5	12	11	4	0	28
	22	358	78	94	63	55	10	10	14	13	5	0	16
	23	514	107	115	93	94	10	11	24	21	6	0	33
	24	508	94	111	102	99	15	13	18	16	5	0	35
	25	356	48	49	84	90	8	9	12	12	6	0	38
	26	288	46	54	62	71	3	4	7	4	4	0	33

TOWN OF PENFIELD  
MEMBER OF TOWN COUNCIL  
(VOTE FOR 2)

LEGISLATIVE DISTRICT OR TOWN	ELECTION DISTRICT	TOTAL VOTERS	LIZ ANDRZEJEWICZ	LORRAINE A. SERPE	JIM MULLEY	LINDA W. KOHL	JIM MULLEY	LINDA W. KOHL	JIM MULLEY	LINDA W. KOHL	LIZ ANDRZEJEWICZ	SCATTER	BLANK AND VOID
			DEM	DEM	REP	REP	IND	IND	CON	CON	WOR		
Penfield	27	482	104	98	100	98	9	8	21	20	3	0	21
	28	294	65	64	61	65	5	3	8	8	3	0	12
	29	440	84	96	78	79	9	12	15	18	7	0	42
	30	524	98	90	112	110	12	16	19	23	4	0	40
	31	238	61	62	41	43	2	2	4	4	3	0	16
	32	310	69	69	65	66	6	5	4	5	3	0	18
	33	428	80	96	79	83	11	7	15	17	12	0	28
	34	314	50	40	79	70	6	9	12	15	4	0	29
	35	410	87	87	79	72	14	13	11	11	5	1	30
	36	272	58	59	62	63	4	3	1	2	0	0	20
	37	474	87	85	115	113	11	8	7	9	4	0	35
	38	292	59	54	66	66	4	2	5	5	5	0	26
	39	202	40	39	33	35	3	3	17	16	2	0	14
	40	354	61	69	76	72	11	11	9	11	7	0	27
	41	238	32	40	62	62	10	6	3	5	4	0	14
	42	258	54	54	61	57	5	5	5	5	1	0	11
GRAND TOTAL:		<u>15,884</u>	<u>3,100</u>	<u>3,277</u>	<u>3,235</u>	<u>3,224</u>	<u>340</u>	<u>350</u>	<u>513</u>	<u>504</u>	<u>216</u>	<u>1</u>	<u>1,124</u>

TOWN OF PERINTON  
SUPERVISOR

LEGISLATIVE DISTRICT OR TOWN	ELECTION DISTRICT	TOTAL VOTERS	J. ROBERTO BURGOS	JAMES E. SMITH	JAMES E. SMITH	JAMES E. SMITH	SCATTER	BLANK AND VOID
			DEM	REP	IND	CON		
Perinton								
	1	253	69	156	11	9	0	8
	2	208	65	119	8	8	0	8
	3	201	40	139	6	9	0	7
	4	194	59	106	11	5	0	13
	5	110	30	56	5	7	0	12
	6	231	75	122	16	6	0	12
	7	255	74	133	21	11	0	16
	8	196	45	119	10	20	0	2
	9	264	56	155	20	19	0	14
	10	218	60	115	11	15	0	17
	11	132	49	66	6	7	0	4
	12	180	49	99	11	15	0	6
	13	164	23	112	8	14	0	7
	14	234	55	138	8	13	0	20
	15	124	39	67	4	8	0	6
	16	156	34	103	7	8	0	4
	17	245	82	123	16	11	0	13
	18	198	52	116	8	14	0	8
	19	186	45	104	12	16	0	9
	20	204	45	128	12	11	0	8
	21	201	49	111	8	17	0	16
	22	150	33	97	3	6	0	11
	23	197	40	131	7	10	0	9
	24	339	63	221	14	18	0	23
	25	176	49	96	9	7	0	15
	26	218	50	137	15	12	0	4
	27	162	30	102	10	10	0	10
	28	170	35	107	6	12	0	10
	29	113	24	70	10	7	0	2
	30	183	51	103	8	11	0	10
	31	243	47	171	5	13	0	7
	32	152	40	92	9	8	0	3
	33	210	58	131	10	6	0	5
	34	237	61	125	15	20	0	16
	35	147	39	89	5	11	0	3
	36	102	27	59	3	8	0	5
	37	198	49	102	15	22	0	10
	38	295	83	170	13	11	0	18
	39	212	71	102	12	10	1	16
	40	118	23	78	11	3	0	3
	41	116	25	78	3	9	0	1
	42	161	44	93	9	9	0	6
	43	344	81	203	17	28	0	15
	44	162	57	88	6	8	0	3

TOWN OF PERINTON  
SUPERVISOR

LEGISLATIVE DISTRICT OR TOWN	ELECTION DISTRICT	TOTAL VOTERS	J. ROBERTO BURGOS  DEM	JAMES E. SMITH  REP	JAMES E. SMITH  IND	JAMES E. SMITH  CON	SCATTER	BLANK AND VOID
Perinton	45	305	69	187	20	22	0	7
	46	104	21	59	7	12	0	5
	47	166	54	82	8	15	0	7
	48	127	25	78	14	5	0	5
	49	144	28	99	7	7	0	3
	50	50	23	14	3	2	0	8
	51	170	35	115	11	5	0	4
	52	190	33	126	7	15	0	9
	53	163	53	84	10	11	0	5
	54	267	62	163	15	13	0	14
	55	190	42	124	7	8	0	9
	56	188	67	97	3	13	0	8
GRAND TOTAL:		<u>10,623</u>	<u>2,687</u>	<u>6,260</u>	<u>546</u>	<u>630</u>	<u>1</u>	<u>499</u>

TOWN OF PERINTON  
TOWN CLERK

LEGISLATIVE DISTRICT OR TOWN	ELECTION DISTRICT	TOTAL VOTERS	NORA E. TUTHILL-GLUECK	SUSAN C. ROBERTS	SUSAN C. ROBERTS	SUSAN C. ROBERTS	SCATTER	BLANK AND VOID
			DEM	REP	IND	CON		
Perinton								
	1	253	71	152	8	10	0	12
	2	208	68	109	12	7	0	12
	3	201	49	130	5	7	0	10
	4	194	69	99	10	4	0	12
	5	110	30	54	7	7	0	12
	6	231	83	117	15	7	0	9
	7	255	78	123	18	9	0	27
	8	196	63	100	11	18	0	4
	9	264	59	149	13	20	0	23
	10	218	57	104	11	17	0	29
	11	132	47	70	4	6	0	5
	12	180	57	90	10	13	0	10
	13	164	22	113	7	13	0	9
	14	234	70	90	6	20	0	48
	15	124	39	67	3	10	0	5
	16	156	38	101	5	5	0	7
	17	245	90	112	16	10	0	17
	18	198	61	108	8	12	0	9
	19	186	51	102	6	16	0	11
	20	204	51	115	12	13	0	13
	21	201	55	106	9	15	0	16
	22	150	42	86	2	8	0	12
	23	197	40	130	5	9	0	13
	24	339	56	231	16	15	0	21
	25	176	52	90	7	7	0	20
	26	218	55	129	13	12	0	9
	27	162	33	96	12	11	0	10
	28	170	39	102	6	11	0	12
	29	113	28	69	8	5	0	3
	30	183	51	93	13	10	0	16
	31	243	53	158	7	10	0	15
	32	152	39	87	10	8	0	8
	33	210	65	125	8	6	0	6
	34	237	74	115	9	16	0	23
	35	147	45	84	4	12	0	2
	36	102	30	55	4	8	0	5
	37	198	47	107	12	20	0	12
	38	295	92	156	16	8	0	23
	39	212	62	108	11	11	0	20
	40	118	30	74	7	3	0	4
	41	116	24	75	3	8	0	6
	42	161	49	90	9	7	0	6
	43	344	92	186	16	30	0	20
	44	162	61	79	9	6	0	7
	45	305	65	184	17	23	0	16
	46	104	28	54	8	11	0	3



TOWN OF PERINTON  
TOWN CLERK

LEGISLATIVE DISTRICT OR TOWN	ELECTION DISTRICT	TOTAL VOTERS	NORA E. TUTHILL-GLUECK	SUSAN C. ROBERTS	SUSAN C. ROBERTS	SUSAN C. ROBERTS	SCATTER	BLANK AND VOID
			DEM	REP	IND	CON		
Perinton								
	47	166	44	88	10	17	0	7
	48	127	36	66	10	6	0	9
	49	144	41	90	4	6	0	3
	50	50	23	14	2	3	0	8
	51	170	38	106	12	4	0	10
	52	190	40	113	7	15	0	15
	53	163	56	80	7	12	0	8
	54	267	70	159	10	11	0	17
	55	190	47	115	6	9	0	13
	56	188	55	101	7	13	0	12
GRAND TOTAL:		10,623	2,910	5,906	503	610	0	694

TOWN OF PERINTON  
TOWN JUSTICE

LEGISLATIVE DISTRICT OR TOWN	ELECTION DISTRICT	TOTAL VOTERS	KELLY M. CICCONE	THOMAS A. KLONICK	THOMAS A. KLONICK	THOMAS A. KLONICK	SCATTER	BLANK AND VOID
			DEM	REP	IND	CON		
Perinton	1	253	79	146	4	12	0	12
	2	208	68	114	10	8	0	8
	3	201	53	125	4	8	0	11
	4	194	72	88	12	6	0	16
	5	110	36	50	4	8	0	12
	6	231	98	95	12	6	0	20
	7	255	81	121	14	12	0	27
	8	196	58	95	13	21	0	9
	9	264	74	138	11	18	0	23
	10	218	74	93	9	17	0	25
	11	132	59	58	5	5	0	5
	12	180	60	91	8	14	0	7
	13	164	30	103	8	14	2	7
	14	234	85	105	7	20	0	17
	15	124	45	59	2	8	0	10
	16	156	46	95	3	6	0	6
	17	245	90	113	14	11	0	17
	18	198	71	93	6	12	0	16
	19	186	61	93	8	13	0	11
	20	204	68	103	9	14	0	10
	21	201	67	93	3	12	1	25
	22	150	53	74	1	7	0	15
	23	197	43	127	6	9	0	12
	24	339	74	214	12	15	0	24
	25	176	58	85	7	7	0	19
	26	218	63	118	16	14	0	7
	27	162	41	90	10	11	0	10
	28	170	48	94	4	13	0	11
	29	113	33	66	9	4	0	1
	30	183	62	84	11	10	0	16
	31	243	64	143	9	11	0	16
	32	152	51	72	9	8	0	12
	33	210	72	119	7	6	0	6
	34	237	84	106	10	15	0	22
	35	147	44	80	6	13	0	4
	36	102	35	49	4	9	0	5
	37	198	58	89	13	21	1	16
	38	295	108	145	10	7	0	25
	39	212	71	93	11	12	0	25
	40	118	38	65	4	4	0	7
	41	116	30	73	3	7	0	3
	42	161	59	81	9	7	0	5
	43	344	110	167	13	28	1	25
	44	162	64	77	11	6	0	4
	45	305	71	179	18	25	0	12
	46	104	41	42	5	9	0	7

TOWN OF PERINTON  
TOWN JUSTICE

LEGISLATIVE DISTRICT OR TOWN	ELECTION DISTRICT	TOTAL VOTERS	KELLY M. CICCONE	THOMAS A. KLONICK	THOMAS A. KLONICK	THOMAS A. KLONICK	SCATTER	BLANK AND VOID
			DEM	REP	IND	CON		
Perinton								
	47	166	61	74	9	12	0	10
	48	127	38	65	9	7	0	8
	49	144	44	85	6	6	0	3
	50	50	26	13	2	1	0	8
	51	170	44	102	10	4	0	10
	52	190	51	103	7	17	0	12
	53	163	62	73	6	13	0	9
	54	267	78	148	9	11	0	21
	55	190	59	106	4	8	0	13
	56	188	72	85	4	15	0	12
GRAND TOTAL:		<u>10,623</u>	<u>3,385</u>	<u>5,457</u>	<u>450</u>	<u>617</u>	<u>5</u>	<u>709</u>

TOWN OF PERINTON  
MEMBER OF TOWN COUNCIL  
(VOTE FOR 2)

LEGISLATIVE DISTRICT OR TOWN	ELECTION DISTRICT	TOTAL VOTERS	DAVID A. WOLF DEM	ERIK B. NIXON DEM	CAROLYN H. SAUM REP	JOSEPH H. LAFAY REP	CAROLYN H. SAUM IND	JOSEPH H. LAFAY IND	CAROLYN H. SAUM CON	JOSEPH H. LAFAY CON	DAVID A. WOLF WOR	SCATTER	BLANK AND VOID
Perinton													
	1	506	96	89	130	133	5	7	9	10	5	0	22
	2	416	84	84	94	99	9	6	6	12	5	0	17
	3	402	59	57	119	117	3	3	6	9	5	0	24
	4	388	77	82	85	80	8	8	6	8	7	0	27
	5	220	39	35	46	50	5	3	5	6	2	0	29
	6	462	105	108	96	86	11	8	6	5	5	0	32
	7	510	101	94	112	106	15	14	9	11	3	0	45
	8	392	70	63	93	97	9	8	18	19	4	0	11
	9	528	76	83	131	123	9	10	19	18	7	0	52
	10	436	73	78	88	94	10	8	17	18	3	0	47
	11	264	56	62	56	56	3	5	6	5	4	0	11
	12	360	63	67	81	80	7	8	12	13	4	0	25
	13	328	37	42	102	95	6	5	13	12	1	0	15
	14	468	100	89	98	98	4	5	17	20	4	0	33
	15	248	51	47	54	55	1	2	7	8	3	0	20
	16	312	51	48	89	90	3	3	6	7	2	0	13
	17	490	93	106	103	105	13	13	9	10	11	0	27
	18	396	74	81	93	85	6	7	12	12	2	0	24
	19	372	66	67	84	83	7	6	15	16	6	0	22
	20	408	69	67	102	102	9	7	13	14	2	0	23
	21	402	80	64	89	96	3	7	16	11	5	0	31
	22	300	53	66	72	68	0	0	8	7	6	0	20
	23	394	60	60	112	104	4	7	10	9	1	0	27
	24	678	90	86	194	197	14	10	14	16	4	0	53
	25	352	63	70	79	69	3	1	6	7	6	0	48
	26	436	74	66	112	108	13	15	13	12	4	0	19
	27	324	50	53	83	85	8	6	10	10	4	0	15
	28	340	61	54	84	86	2	5	8	8	0	0	32
	29	226	33	31	67	63	6	8	5	5	1	0	7
	30	366	71	66	80	79	8	9	10	13	2	0	28

TOWN OF PERINTON  
MEMBER OF TOWN COUNCIL  
(VOTE FOR 2)

LEGISLATIVE DISTRICT OR TOWN	ELECTION DISTRICT	TOTAL VOTERS	DAVID A. WOLF DEM	ERIK B. NIXON DEM	CAROLYN H. SAUM REP	JOSEPH H. LAFAY REP	CAROLYN H. SAUM IND	JOSEPH H. LAFAY IND	CAROLYN H. SAUM CON	JOSEPH H. LAFAY CON	DAVID A. WOLF WOR	SCATTER	BLANK AND VOID
Perinton													
	31	486	63	65	124	141	5	4	12	11	4	0	57
	32	304	51	47	70	73	11	12	8	9	1	0	22
	33	420	76	77	112	110	8	5	6	6	2	0	18
	34	474	84	84	107	79	5	8	13	15	10	0	69
	35	294	59	57	69	71	4	6	11	10	2	0	5
	36	204	38	35	46	50	3	3	7	7	2	0	13
	37	396	63	61	86	83	14	12	20	21	4	0	32
	38	590	106	106	136	136	12	12	8	7	3	0	64
	39	424	101	96	76	84	6	7	11	11	6	0	26
	40	236	39	39	64	58	8	4	5	5	2	0	12
	41	232	37	33	62	68	4	6	6	7	1	0	8
	42	322	61	63	71	71	9	8	8	9	3	0	19
	43	688	123	113	159	160	8	10	29	29	6	0	51
	44	324	73	78	70	71	6	6	5	6	3	0	6
	45	610	80	79	168	162	17	17	23	23	2	0	39
	46	208	47	39	45	45	3	3	8	10	2	0	6
	47	332	71	56	68	76	7	6	13	13	2	0	20
	48	254	53	47	54	58	6	7	6	5	3	0	15
	49	288	50	49	83	79	3	4	6	7	1	0	6
	50	100	25	22	14	15	2	2	0	2	2	0	16
	51	340	53	51	96	98	6	8	5	4	2	0	17
	52	380	52	56	97	98	6	5	15	16	3	0	32
	53	326	70	71	68	66	5	7	11	10	4	0	14
	54	534	92	89	135	139	9	7	10	9	2	0	42
	55	380	61	67	102	99	4	4	8	6	3	0	26
	56	376	77	73	83	82	3	6	14	14	0	0	24
GRAND TOTAL:		<u>21,246</u>	<u>3,780</u>	<u>3,718</u>	<u>5,093</u>	<u>5,061</u>	<u>378</u>	<u>383</u>	<u>579</u>	<u>603</u>	<u>193</u>	<u>0</u>	<u>1,458</u>

TOWN OF PITTSFORD  
SUPERVISOR

LEGISLATIVE DISTRICT OR TOWN	ELECTION DISTRICT	TOTAL VOTERS	THOMAS J. WEGA	WILLIAM A. CARPENTER	WILLIAM A. CARPENTER	SCATTER	BLANK AND VOID
			DEM	REP	IND		
Pittsford							
	1	264	104	124	16	0	20
	2	234	100	98	21	0	15
	3	420	111	248	19	0	42
	4	271	74	160	18	0	19
	5	221	97	98	11	0	15
	6	190	74	81	11	0	24
	7	118	28	72	11	0	7
	8	259	68	161	11	0	19
	9	301	92	170	18	0	21
	10	161	57	84	12	0	8
	11	248	85	128	17	0	18
	12	214	90	96	15	0	13
	13	211	86	102	10	0	13
	14	316	80	197	22	0	17
	15	117	47	54	7	0	9
	16	193	64	97	14	0	18
	17	271	108	129	18	0	16
	18	217	81	107	9	0	20
	19	200	66	107	11	0	16
	20	273	96	150	14	0	13
	21	242	92	121	15	0	14
	22	277	97	149	12	0	19
	23	230	72	121	15	0	22
	24	265	76	161	13	0	15
	25	324	80	208	20	0	16
	26	256	88	125	24	0	19
	27	211	83	113	6	0	9
	28	211	69	121	12	0	9
	29	241	72	138	16	0	15
	30	206	81	104	11	0	10
	31	216	71	120	14	0	11
	32	267	96	139	17	0	15
	33	220	70	130	12	0	8
	34	133	48	75	4	0	6
GRAND TOTAL:		<u>7,998</u>	<u>2,703</u>	<u>4,288</u>	<u>476</u>	<u>0</u>	<u>531</u>

TOWN OF PITTSFORD  
TOWN JUSTICE

LEGISLATIVE DISTRICT OR TOWN	ELECTION DISTRICT	TOTAL VOTERS	MICHAEL J. NOLAN	FRED S. GALLINA	MICHAEL J. NOLAN	FRED S. GALLINA	SCATTER	BLANK AND VOID
			DEM	REP	IND	CON		
Pittsford								
	1	264	99	121	11	20	0	13
	2	234	100	87	19	16	0	12
	3	420	143	221	16	10	0	30
	4	271	98	132	11	15	0	15
	5	221	97	86	13	10	0	15
	6	190	101	55	5	5	0	24
	7	118	38	66	4	3	0	7
	8	259	76	150	5	16	0	12
	9	301	93	168	5	18	0	17
	10	161	49	90	3	9	0	10
	11	248	86	120	6	15	0	21
	12	214	96	89	14	6	0	9
	13	211	79	103	11	9	0	9
	14	316	101	168	15	12	0	20
	15	117	46	47	4	9	0	11
	16	193	75	89	6	11	0	12
	17	271	128	116	7	13	0	7
	18	217	99	86	8	9	0	15
	19	200	75	93	8	13	0	11
	20	273	126	121	5	11	0	10
	21	242	104	108	8	14	0	8
	22	277	121	119	8	18	0	11
	23	230	85	104	9	18	0	14
	24	265	89	143	16	8	0	9
	25	324	114	169	9	17	0	15
	26	256	94	114	19	18	0	11
	27	211	89	95	11	9	0	7
	28	211	75	108	9	8	0	11
	29	241	82	122	8	9	0	20
	30	206	85	100	7	4	0	10
	31	216	86	102	7	13	0	8
	32	267	111	120	5	11	0	20
	33	220	77	115	14	10	0	4
	34	133	48	67	7	5	0	6
GRAND TOTAL:		<u>7,998</u>	<u>3,065</u>	<u>3,794</u>	<u>313</u>	<u>392</u>	<u>0</u>	<u>434</u>

TOWN OF PITTSFORD  
MEMBER OF TOWN COUNCIL  
(VOTE FOR 2)

LEGISLATIVE DISTRICT OR TOWN	ELECTION DISTRICT	TOTAL VOTERS	ERIC H. PERLMAN DEM	NEIL J. DORAN DEM	JOHN J. HIGGINS, JR. REP	KAREN W. GREEN REP	JOHN J. HIGGINS, JR. IND	KAREN W. GREEN IND	SCATTER	BLANK AND VOID
Pittsford										
	1	528	114	119	107	102	12	13	0	61
	2	468	113	109	84	88	12	12	0	50
	3	840	139	146	215	206	17	16	0	101
	4	542	95	99	136	132	13	17	0	50
	5	442	122	112	73	69	12	12	0	42
	6	380	98	95	53	55	8	9	0	62
	7	236	36	40	60	61	7	10	0	22
	8	518	86	85	152	147	5	10	0	33
	9	602	103	99	155	160	10	12	0	63
	10	322	62	61	78	81	9	9	0	22
	11	496	95	102	110	101	10	13	0	65
	12	428	97	94	84	87	11	12	0	43
	13	422	94	95	94	93	9	10	0	27
	14	632	123	134	143	144	10	10	0	68
	15	234	56	53	45	45	3	5	0	27
	16	386	73	74	85	85	11	10	0	48
	17	542	131	123	112	112	11	15	0	38
	18	434	101	96	84	87	5	6	0	55
	19	400	76	73	95	100	3	7	0	46
	20	546	121	119	120	127	8	12	0	39
	21	484	115	108	100	105	7	13	0	36
	22	554	114	125	129	129	6	7	0	44
	23	460	92	86	107	111	8	12	1	43
	24	530	89	90	145	146	13	12	0	35
	25	648	112	102	164	176	18	19	0	57
	26	512	98	96	119	120	17	23	0	39
	27	422	96	90	95	102	7	9	0	23
	28	422	85	88	95	93	10	11	0	40
	29	482	90	89	116	117	15	14	0	41
	30	412	83	80	92	97	9	9	0	42
	31	432	94	97	92	94	12	11	0	32
	32	534	112	116	113	118	10	14	0	51
	33	440	81	76	115	116	10	14	0	28
	34	266	54	48	67	70	6	8	0	13
GRAND TOTAL:		<u>15,996</u>	<u>3,250</u>	<u>3,219</u>	<u>3,634</u>	<u>3,676</u>	<u>334</u>	<u>396</u>	<u>1</u>	<u>1,486</u>



TOWN OF RIGA  
SUPERVISOR

LEGISLATIVE DISTRICT OR TOWN	ELECTION DISTRICT	TOTAL VOTERS	KENNETH	KENNETH	KENNETH	KENNETH	SCATTER	BLANK AND VOID
			J. KUTER REP	J. KUTER IND	J. KUTER CON	J. KUTER WOR		
Riga	1	245	147	28	22	8	0	40
	2	186	108	13	14	8	0	43
	3	161	111	18	8	5	0	19
	4	213	125	22	16	13	3	34
	5	183	117	17	17	13	0	19
	6	151	88	15	16	5	1	26
GRAND TOTAL:		<u>1,139</u>	<u>696</u>	<u>113</u>	<u>93</u>	<u>52</u>	<u>4</u>	<u>181</u>

TOWN OF RIGA  
TOWN JUSTICE

<u>LEGISLATIVE DISTRICT OR TOWN</u>	<u>ELECTION DISTRICT</u>	<u>TOTAL VOTERS</u>	LOUIS E. AMAROSA <u>REP</u>	LOUIS E. AMAROSA <u>IND</u>	LOUIS E. AMAROSA <u>CON</u>	<u>SCATTER</u>	<u>BLANK AND VOID</u>
Riga	1	245	148	32	21	1	43
	2	186	111	15	15	0	45
	3	161	104	18	11	0	28
	4	213	129	25	20	0	39
	5	183	117	19	22	0	25
	6	151	82	17	18	0	34
GRAND TOTAL:		<u>1,139</u>	<u>691</u>	<u>126</u>	<u>107</u>	<u>1</u>	<u>214</u>

TOWN OF RIGA  
MEMBER OF TOWN COUNCIL  
(VOTE FOR 2)

LEGISLATIVE DISTRICT OR TOWN	ELECTION DISTRICT	TOTAL VOTERS	ROBERT E. OTTLEY REP	DAVID L. SMITH REP	ROBERT E. OTTLEY IND	DAVID L. SMITH IND	DAVID L. SMITH CON	SCATTER	BLANK AND VOID
Riga									
	1	490	145	144	37	38	22	0	104
	2	372	106	110	21	21	16	0	98
	3	322	110	109	22	19	9	0	53
	4	426	133	127	29	26	16	0	95
	5	366	122	113	26	26	19	0	60
	6	302	89	86	21	18	17	2	69
GRAND TOTAL:		<u>2,278</u>	<u>705</u>	<u>689</u>	<u>156</u>	<u>148</u>	<u>99</u>	<u>2</u>	<u>479</u>

TOWN OF RUSH  
SUPERVISOR

<u>LEGISLATIVE DISTRICT OR TOWN</u>	<u>ELECTION DISTRICT</u>	<u>TOTAL VOTERS</u>	<u>WILLIAM R. UDICIOUS REP</u>	<u>WILLIAM R. UDICIOUS IND</u>	<u>WILLIAM R. UDICIOUS CON</u>	<u>SCATTER</u>	<u>BLANK AND VOID</u>
Rush							
	1	287	144	21	27	10	85
	2	222	117	23	20	15	47
	3	308	146	23	25	5	109
	4	249	110	23	16	13	87
GRAND TOTAL:		<u>1,066</u>	<u>517</u>	<u>90</u>	<u>88</u>	<u>43</u>	<u>328</u>

TOWN OF RUSH  
TOWN CLERK

LEGISLATIVE DISTRICT OR TOWN	ELECTION DISTRICT	TOTAL VOTERS	PAMELA J. BUCCI REP	PAMELA J. BUCCI IND	PAMELA J. BUCCI CON	SCATTER	BLANK AND VOID
Rush							
	1	287	148	23	28	2	86
	2	222	124	17	25	4	52
	3	308	160	22	27	2	97
	4	249	126	27	20	7	69
GRAND TOTAL:		1,066	558	89	100	15	304

TOWN OF RUSH  
TOWN JUSTICE

LEGISLATIVE DISTRICT OR TOWN	ELECTION DISTRICT	TOTAL VOTERS	PAULA M. ANDERSON REP	PAULA M. ANDERSON IND	PAULA M. ANDERSON CON	SCATTER	BLANK AND VOID
Rush							
	1	287	154	24	29	0	80
	2	222	126	24	27	0	45
	3	308	170	24	24	0	90
	4	249	122	25	23	0	79
GRAND TOTAL:		1,066	572	97	103	0	294

TOWN OF RUSH  
MEMBER OF TOWN COUNCIL  
(VOTE FOR 2)

LEGISLATIVE DISTRICT OR TOWN	ELECTION DISTRICT	TOTAL VOTERS	RICK SPENCER	RICHARD E. ANDERSON	THOMAS S. DOUPE	RICHARD E. ANDERSON	THOMAS S. DOUPE	RICHARD E. ANDERSON	THOMAS S. DOUPE	RICK SPENCER	SCATTER	BLANK AND VOID
			DEM	REP	REP	IND	IND	CON	CON	IB		
Rush	1	574	123	128	130	13	14	18	24	4	0	120
	2	444	92	107	91	9	17	17	19	10	0	82
	3	616	148	132	137	15	15	22	18	9	0	120
	4	498	130	94	97	13	16	19	16	8	0	105
GRAND TOTAL:		2,132	493	461	455	50	62	76	77	31	0	427

TOWN OF RUSH  
SUPERINTENDENT OF HIGHWAYS

LEGISLATIVE DISTRICT OR TOWN	ELECTION DISTRICT	TOTAL VOTERS	STEVEN C. KING  REP	STEVEN C. KING  IND	STEVEN C. KING  CON	SCATTER	BLANK AND VOID
Rush							
	1	287	156	23	27	0	81
	2	222	115	24	22	0	61
	3	308	160	22	26	0	100
	4	249	119	27	18	0	85
GRAND TOTAL:		<u>1,066</u>	<u>550</u>	<u>96</u>	<u>93</u>	<u>0</u>	<u>327</u>



TOWN OF SWEDEN  
SUPERVISOR

LEGISLATIVE DISTRICT OR TOWN	ELECTION DISTRICT	TOTAL VOTERS	NAT O. LESTER, III	NAT O. LESTER, III	NAT O. LESTER, III	SCATTER	BLANK AND VOID
			REP	IND	CON		
Sweden							
	1	228	105	23	18	0	82
	2	111	49	10	9	3	40
	3	290	138	16	13	5	118
	4	288	132	21	28	5	102
	5	90	39	5	8	3	35
	6	243	103	30	25	1	84
	7	264	125	20	21	1	97
	8	152	80	15	16	1	40
	9	139	73	9	6	2	49
	10	282	136	23	20	6	97
	11	69	30	15	4	0	20
	12	153	94	8	13	0	38
GRAND TOTAL:		<u>2,309</u>	<u>1,104</u>	<u>195</u>	<u>181</u>	<u>27</u>	<u>802</u>

TOWN OF SWEDEN  
TOWN JUSTICE

<u>LEGISLATIVE DISTRICT OR TOWN</u>	<u>ELECTION DISTRICT</u>	<u>TOTAL VOTERS</u>	<u>CARL A. COAPMAN REP</u>	<u>CARL A. COAPMAN IND</u>	<u>CARL A. COAPMAN CON</u>	<u>SCATTER</u>	<u>BLANK AND VOID</u>
Sweden							
	1	228	100	15	18	0	95
	2	111	47	9	12	0	43
	3	290	133	25	15	0	117
	4	288	124	20	27	2	115
	5	90	45	8	6	0	31
	6	243	102	33	22	1	85
	7	264	121	18	17	0	108
	8	152	83	10	16	0	43
	9	139	74	8	7	1	49
	10	282	135	21	19	2	105
	11	69	28	15	4	0	22
	12	153	91	11	14	0	37
GRAND TOTAL:		<u>2,309</u>	<u>1,083</u>	<u>193</u>	<u>177</u>	<u>6</u>	<u>850</u>

TOWN OF SWEDEN  
MEMBER OF TOWN COUNCIL  
(VOTE FOR 2)

LEGISLATIVE DISTRICT OR TOWN	ELECTION DISTRICT	TOTAL VOTERS	JEFF DAVIGNON	PATRICIA P. CONNORS	THOMAS F. FERRIS	PATRICIA P. CONNORS	THOMAS F. FERRIS	PATRICIA P. CONNORS	THOMAS F. FERRIS	JEFF DAVIGNON	BLANK AND VOID		
			DEM	REP	REP	IND	IND	CON	CON	WOR/PC	SCATTER		
Sweden													
	1	456	87	93	96	13	15	16	18	21	0	97	
	2	222	47	48	45	7	8	9	11	4	1	42	
	3	580	138	111	120	9	19	13	16	16	1	137	
	4	576	126	121	126	11	21	24	22	6	3	116	
	5	180	49	35	32	1	3	8	8	1	1	42	
	6	486	123	85	88	15	28	21	23	13	0	90	
	7	528	116	102	115	13	15	18	18	11	0	120	
	8	304	52	77	79	11	11	13	12	8	0	41	
	9	278	52	63	73	10	8	6	8	7	0	51	
	10	564	117	117	127	22	19	16	19	15	3	109	
	11	138	27	30	27	8	12	2	2	3	0	27	
	12	306	66	70	81	5	12	14	14	2	0	42	
GRAND TOTAL:		4,618	1,000	952	1,009	125	171	160	171	107	9	914	

TOWN OF SWEDEN  
POLICE JUSTICE

LEGISLATIVE DISTRICT OR TOWN	ELECTION DISTRICT	TOTAL VOTERS	MARK R. DEPFERD	MARK R. DEPFERD	MARK R. DEPFERD	SCATTER	BLANK AND VOID
			REP	IND	CON		
Sweden							
	1	228	107	19	17	0	85
	2	111	49	9	12	0	41
	3	290	138	27	16	1	108
	4	288	138	24	29	3	94
	5	90	45	6	6	0	33
	6	243	105	38	23	1	76
	7	264	129	26	19	0	90
	8	152	92	11	15	0	34
	9	139	78	9	8	0	44
	10	282	138	27	22	0	95
	11	69	31	13	3	0	22
	12	153	92	12	14	0	35
GRAND TOTAL:		<u>2,309</u>	<u>1,142</u>	<u>221</u>	<u>184</u>	<u>5</u>	<u>757</u>

TOWN OF SWEDEN  
RECEIVER OF TAXES

<u>LEGISLATIVE DISTRICT OR TOWN</u>	<u>ELECTION DISTRICT</u>	<u>TOTAL VOTERS</u>	SHERRI LEE BRYANT <u>REP</u>	SHERRI LEE BRYANT <u>IND</u>	SHERRI LEE BRYANT <u>CON</u>	<u>SCATTER</u>	<u>BLANK AND VOID</u>
Sweden							
	1	228	101	17	17	0	93
	2	111	49	13	11	0	38
	3	290	132	27	15	1	115
	4	288	133	25	27	3	100
	5	90	40	6	6	0	38
	6	243	107	35	23	0	78
	7	264	118	22	19	0	105
	8	152	91	11	16	0	34
	9	139	74	10	6	0	49
	10	282	142	29	20	0	91
	11	69	30	11	4	0	24
	12	153	95	13	12	0	33
GRAND TOTAL:		<u>2,309</u>	<u>1,112</u>	<u>219</u>	<u>176</u>	<u>4</u>	<u>798</u>

TOWN OF SWEDEN  
SUPERINTENDENT OF HIGHWAYS

LEGISLATIVE DISTRICT OR TOWN	ELECTION DISTRICT	TOTAL VOTERS	FREDERICK E. PERRINE REP	FREDERICK E. PERRINE IND	FREDERICK E. PERRINE CON	SCATTER	BLANK AND VOID
Sweden							
	1	228	114	18	20	0	76
	2	111	51	12	12	0	36
	3	290	143	24	15	1	107
	4	288	132	27	26	3	100
	5	90	44	8	6	0	32
	6	243	111	39	23	0	70
	7	264	120	25	20	0	99
	8	152	91	13	15	0	33
	9	139	80	8	9	0	42
	10	282	145	34	21	4	78
	11	69	27	13	6	0	23
	12	153	95	11	12	0	35
GRAND TOTAL:		<u>2,309</u>	<u>1,153</u>	<u>232</u>	<u>185</u>	<u>8</u>	<u>731</u>

TOWN OF WEBSTER  
SUPERVISOR

LEGISLATIVE DISTRICT OR TOWN	ELECTION DISTRICT	TOTAL VOTERS	DOLORES K. KUJAWA	RONALD W. NESBITT	RONALD W. NESBITT	RONALD W. NESBITT	SCATTER	BLANK AND VOID
			DEM	REP	IND	CON		
Webster								
	1	317	136	125	17	17	0	22
	2	213	91	86	6	14	0	16
	3	233	91	111	9	13	0	9
	4	154	71	59	9	8	0	7
	5	258	114	91	15	19	0	19
	6	180	74	83	6	8	0	9
	7	243	110	98	13	12	1	9
	8	210	74	105	9	16	2	4
	9	327	111	163	13	20	0	20
	10	328	105	158	23	25	0	17
	11	173	75	70	9	15	0	4
	12	287	99	151	12	18	0	7
	13	246	95	126	9	7	0	9
	14	263	112	106	10	12	0	23
	15	150	62	63	4	14	0	7
	16	175	77	74	8	11	0	5
	17	197	73	94	5	12	0	13
	18	160	60	85	6	4	0	5
	19	344	127	157	22	19	0	19
	20	295	130	113	12	18	0	22
	21	246	98	106	15	16	0	11
	22	224	100	98	12	10	0	4
	23	246	98	108	11	12	0	17
	24	534	207	208	33	40	0	46
	25	207	107	71	6	8	0	15
	26	139	41	73	5	13	0	7
	27	223	83	95	16	12	0	17
	28	216	92	92	8	13	0	11
	29	175	61	88	7	11	0	8
	30	148	59	62	2	6	0	19
	31	277	97	130	8	19	0	23
	32	242	106	101	9	14	0	12
	33	270	113	111	14	17	0	15
	34	141	51	67	10	5	0	8
	35	153	58	60	7	18	0	10
	36	233	76	121	9	20	0	7
	37	270	101	131	15	11	0	12
	38	299	130	126	9	15	0	19
	39	225	72	123	12	12	0	6
	40	352	140	158	12	14	0	28
	41	250	94	115	13	15	1	12
	42	242	90	95	16	22	0	19
	43	138	48	59	11	16	0	4
GRAND TOTAL:		<u>10,203</u>	<u>4,009</u>	<u>4,516</u>	<u>477</u>	<u>621</u>	<u>4</u>	<u>576</u>

TOWN OF WEBSTER  
TOWN JUSTICE

LEGISLATIVE DISTRICT OR TOWN	ELECTION DISTRICT	TOTAL VOTERS	DAVID T. CORRETORE	DAVID T. CORRETORE	DAVID T. CORRETORE	SCATTER	BLANK AND VOID
			REP	IND	CON		
Webster							
	1	317	146	27	25	0	119
	2	213	93	18	19	0	83
	3	233	121	18	16	0	78
	4	154	68	16	10	0	60
	5	258	106	21	27	0	104
	6	180	96	9	7	0	68
	7	243	113	21	17	0	92
	8	210	118	17	19	1	55
	9	327	154	26	26	0	121
	10	328	152	36	32	0	108
	11	173	86	22	20	0	45
	12	287	156	26	23	0	82
	13	246	132	13	13	0	88
	14	263	131	26	16	0	90
	15	150	76	13	16	0	45
	16	175	79	18	15	0	63
	17	197	109	15	16	0	57
	18	160	86	7	9	0	58
	19	344	164	26	22	1	131
	20	295	138	26	22	0	109
	21	246	131	25	22	0	68
	22	224	111	19	14	0	80
	23	246	119	23	16	0	88
	24	534	238	59	47	0	190
	25	207	78	17	8	0	104
	26	139	75	11	13	0	40
	27	223	107	26	17	0	73
	28	216	102	19	18	0	77
	29	175	78	16	17	0	64
	30	148	67	11	8	0	62
	31	277	136	16	24	0	101
	32	242	120	17	19	0	86
	33	270	125	25	17	0	103
	34	141	72	13	7	0	49
	35	153	72	15	19	0	47
	36	233	128	20	22	0	63
	37	270	142	26	14	0	88
	38	299	136	26	19	0	118
	39	225	125	14	16	0	70
	40	352	173	21	18	0	140
	41	250	126	20	21	0	83
	42	242	114	21	20	0	87
	43	138	65	11	18	0	44
GRAND TOTAL:		<u>10,203</u>	<u>4,964</u>	<u>872</u>	<u>784</u>	<u>2</u>	<u>3,581</u>



TOWN OF WEBSTER  
MEMBER OF TOWN COUNCIL  
(VOTE FOR 2)

LEGISLATIVE DISTRICT OR TOWN	ELECTION DISTRICT	TOTAL VOTERS	ROGER H. DEMOTT	ELLEN D. RYE	WILLIAM G. ABBOTT	MARK C. JOHNS	ROGER H. DEMOTT	MARK C. JOHNS	MARK C. JOHNS	SCATTER	BLANK AND VOID
			DEM	DEM	REP	REP	IND	IND	CON		
Webster											
	1	634	120	128	129	130	16	9	18	0	84
	2	426	90	91	82	81	6	9	14	0	53
	3	466	92	93	105	105	11	8	11	0	41
	4	308	55	52	60	65	9	11	9	0	47
	5	516	96	105	113	101	13	14	18	0	56
	6	360	73	67	82	81	5	7	5	0	40
	7	486	86	102	116	99	15	11	13	0	44
	8	420	70	73	101	106	12	10	15	0	33
	9	654	111	115	154	143	15	16	24	0	76
	10	656	105	102	162	161	21	19	24	0	62
	11	346	74	75	73	66	9	15	10	0	24
	12	574	98	100	143	140	18	16	16	0	43
	13	492	99	99	109	117	11	7	9	0	41
	14	526	105	115	100	101	15	17	9	0	64
	15	300	63	62	62	63	8	11	13	0	18
	16	350	63	63	76	71	11	14	14	0	38
	17	394	64	62	98	91	5	15	14	0	45
	18	320	53	50	82	82	7	5	8	0	33
	19	688	130	138	140	138	21	23	20	0	78
	20	590	117	114	122	115	19	19	19	0	65
	21	492	83	86	118	109	20	15	13	0	48
	22	448	88	91	97	94	13	11	11	0	43
	23	492	100	101	103	94	18	14	10	0	52
	24	1,068	201	201	216	192	28	38	36	0	156
	25	414	98	113	68	60	8	6	6	0	55
	26	278	47	38	64	68	10	7	12	0	32
	27	446	76	82	98	83	15	17	14	0	61
	28	432	80	78	94	99	16	11	11	0	43

TOWN OF WEBSTER  
MEMBER OF TOWN COUNCIL  
(VOTE FOR 2)

LEGISLATIVE DISTRICT OR TOWN	ELECTION DISTRICT	TOTAL VOTERS	ROGER H. DEMOTT	ELLEN D. RYE	WILLIAM G. ABBOTT	MARK C. JOHNS	ROGER H. DEMOTT	MARK C. JOHNS	MARK C. JOHNS	SCATTER	BLANK AND VOID
			DEM	DEM	REP	REP	IND	IND	CON		
Webster	29	350	63	71	81	75	10	10	11	0	29
	30	296	60	61	59	58	6	4	4	0	44
	31	554	85	82	131	121	13	13	20	0	89
	32	484	92	87	113	107	11	10	16	0	48
	33	540	97	103	126	122	16	21	12	0	43
	34	282	43	46	74	68	7	7	5	0	32
	35	306	50	51	76	66	5	9	16	0	33
	36	466	76	79	123	113	8	11	14	0	42
	37	540	106	107	122	124	13	10	11	0	47
	38	598	119	137	129	122	16	9	15	0	51
	39	450	80	79	108	110	12	9	9	0	43
	40	704	140	157	141	133	19	19	10	0	85
	41	500	76	80	130	122	11	12	18	0	51
	42	484	90	91	105	91	19	17	17	0	54
	43	276	45	45	62	51	9	5	19	0	40
GRAND TOTAL:		<u>20,406</u>	<u>3,759</u>	<u>3,872</u>	<u>4,547</u>	<u>4,338</u>	<u>550</u>	<u>541</u>	<u>593</u>	<u>0</u>	<u>2,206</u>

TOWN OF WHEATLAND  
SUPERVISOR

LEGISLATIVE DISTRICT OR TOWN	ELECTION DISTRICT	TOTAL VOTERS	LINDA M. DOBSON  REP	LINDA M. DOBSON  IND	LINDA M. DOBSON  CON	SCATTER	BLANK AND VOID
Wheatland							
	1	166	81	22	23	0	40
	2	176	88	20	20	0	48
	3	205	94	34	19	0	58
	4	150	78	15	17	0	40
	5	149	87	12	14	0	36
GRAND TOTAL:		<u>846</u>	<u>428</u>	<u>103</u>	<u>93</u>	<u>0</u>	<u>222</u>

TOWN OF WHEATLAND  
TOWN CLERK

<u>LEGISLATIVE DISTRICT OR TOWN</u>	<u>ELECTION DISTRICT</u>	<u>TOTAL VOTERS</u>	NANCY JO CONRAD <u>REP</u>	NANCY JO CONRAD <u>IND</u>	NANCY JO CONRAD <u>CON</u>	<u>SCATTER</u>	<u>BLANK AND VOID</u>
Wheatland							
	1	166	93	22	22	0	29
	2	176	92	19	19	0	46
	3	205	108	44	21	0	32
	4	150	81	16	20	0	33
	5	149	97	14	18	0	20
GRAND TOTAL:		<u>846</u>	<u>471</u>	<u>115</u>	<u>100</u>	<u>0</u>	<u>160</u>

TOWN OF WHEATLAND  
TOWN JUSTICE

LEGISLATIVE DISTRICT OR TOWN	ELECTION DISTRICT	TOTAL VOTERS	HAROLD H. LITTEER, JR. REP	HAROLD H. LITTEER, JR. IND	HAROLD H. LITTEER, JR. CON	SCATTER	BLANK AND VOID
Wheatland							
	1	166	91	24	22	0	29
	2	176	97	20	22	0	37
	3	205	97	39	19	0	50
	4	150	76	15	20	0	39
	5	149	86	15	16	0	32
GRAND TOTAL:		<u>846</u>	<u>447</u>	<u>113</u>	<u>99</u>	<u>0</u>	<u>187</u>

TOWN OF WHEATLAND  
MEMBER OF TOWN COUNCIL  
(VOTE FOR 2)

LEGISLATIVE DISTRICT OR TOWN	ELECTION DISTRICT	TOTAL VOTERS	TAMMY L. SPEAR REP	ROGER D. DEWITT REP	TAMMY L. SPEAR IND	ROGER D. DEWITT IND	TAMMY L. SPEAR CON	ROGER D. DEWITT CON	SCATTER	BLANK AND VOID
Wheatland										
	1	332	84	83	21	22	22	24	0	76
	2	352	89	87	17	19	22	21	0	97
	3	410	90	98	38	39	21	21	0	103
	4	300	76	76	15	16	19	20	0	78
	5	298	88	84	18	17	16	13	0	62
GRAND TOTAL:		<u>1,692</u>	<u>427</u>	<u>428</u>	<u>109</u>	<u>113</u>	<u>100</u>	<u>99</u>	<u>0</u>	<u>416</u>

VILLAGE OF FAIRPORT  
VILLAGE TRUSTEE  
(VOTE FOR 2)

LEGISLATIVE DISTRICT OR TOWN	ELECTION DISTRICT	TOTAL VOTERS	CRAIG DELANCEY DEM	WAYNE R. SHIPMAN DEM	H. KEVIN CLARK REP	LESLIE E. WHITE REP	H. KEVIN CLARK IND	WAYNE R. SHIPMAN IND/FF	LESLIE E. WHITE CON	CRAIG DELANCEY FF	SCATTER	BLANK AND VOID
Perinton												
	4	388	80	85	84	82	7	7	9	13	0	21
	5	220	48	48	50	45	5	8	3	4	0	9
	6	462	115	116	90	86	10	13	9	6	0	17
	7	510	95	92	123	120	17	12	10	3	0	38
	14	468	97	102	112	91	6	8	16	7	0	29
	25	352	83	82	74	64	3	9	5	11	0	21
	38	590	118	111	139	138	17	13	6	5	0	43
GRAND TOTAL:		<u>2,990</u>	<u>636</u>	<u>636</u>	<u>672</u>	<u>626</u>	<u>65</u>	<u>70</u>	<u>58</u>	<u>49</u>	<u>0</u>	<u>178</u>

PROPOSAL NUMBER ONE  
 AN AMENDMENT  
 USE OF FOREST PRESERVE LANDS FOR A MUNICIPAL WATER SUPPLY IN THE HAMLET OF RAQUETTE  
 LAKE, HAMILTON COUNTY  
 SUMMARY

LEGISLATIVE DISTRICT OR TOWN	TOTAL VOTERS	YES	NO	BLANK AND VOID
Leg. Dist. 06	945	380	133	432
Leg. Dist. 07	524	194	66	264
Leg. Dist. 21	2,715	940	282	1,493
Leg. Dist. 22	1,072	132	49	891
Leg. Dist. 23	3,309	1,527	389	1,393
Leg. Dist. 24	2,089	866	239	984
Leg. Dist. 25	1,813	446	133	1,234
Leg. Dist. 26	1,612	570	265	777
Leg. Dist. 27	2,578	700	212	1,666
Leg. Dist. 28	1,633	431	182	1,020
Leg. Dist. 29	1,930	468	193	1,269
CITY	20,220	6,654	2,143	11,423
Brighton	7,800	3,674	886	3,240
Chili	6,122	2,424	876	2,822
Clarkson	1,316	503	196	617
East Rochester	1,674	495	209	970
Gates	6,269	1,871	926	3,472
Greece	15,072	6,072	2,834	6,166
Hamlin	1,817	799	320	698
Henrietta	6,521	2,349	875	3,297
Irondequoit	13,676	5,379	2,105	6,192
Mendon	2,739	1,159	300	1,280
Ogden	4,019	1,564	623	1,832
Parma	3,602	1,415	498	1,689
Penfield	7,942	3,563	1,141	3,238
Perinton	10,623	5,221	1,383	4,019
Pittsford	7,998	3,703	970	3,325
Riga	1,139	474	177	488
Rush	1,066	406	155	505
Sweden	2,309	879	271	1,159
Webster	10,203	4,236	1,556	4,411
Wheatland	846	419	152	275
TOWNS	112,753	46,605	16,453	49,695
GRAND TOTAL:	132,973	53,259	18,596	61,118



PROPOSAL NUMBER ONE  
 AN AMENDMENT  
 USE OF FOREST PRESERVE LANDS FOR A MUNICIPAL WATER SUPPLY IN THE HAMLET OF RAQUETTE  
 LAKE, HAMLITON COUNTY  
 DETAIL

LEGISLATIVE DISTRICT OR TOWN	ELECTION DISTRICT	TOTAL VOTERS	YES	NO	BLANK AND VOID
Leg. Dist. 06					
	1	240	92	44	104
	2	87	34	11	42
	3	139	49	20	70
	4	167	67	22	78
	5	160	76	17	67
	6	<u>152</u>	<u>62</u>	<u>19</u>	<u>71</u>
Leg. Dist. 06		945	380	133	432
Leg. Dist. 07					
	1	226	112	30	84
	2	171	47	19	105
	3	<u>127</u>	<u>35</u>	<u>17</u>	<u>75</u>
Leg. Dist. 07		524	194	66	264
Leg. Dist. 21					
	1	127	42	14	71
	2	129	51	10	68
	3	51	16	2	33
	4	71	11	9	51
	5/16	148	70	16	62
	6	117	48	10	59
	7	187	83	12	92
	8/28	63	16	4	43
	9	110	48	9	53
	10	191	84	21	86
	11/29-17	50	10	6	34
	12	143	53	20	70
	13	56	28	7	21
	14	207	71	21	115
	15	118	28	14	76
	17	93	22	17	54
	18	69	12	5	52
	19/30	29	6	2	21
	20	60	30	6	24
	21	88	24	5	59
	22	71	20	7	44
	23/32	62	25	6	31
	24	164	60	13	91
	25	80	16	11	53
	26	54	29	14	11
	27	48	12	5	31
	29	29	3	5	21
	31/34	44	9	5	30
	33	<u>56</u>	<u>13</u>	<u>6</u>	<u>37</u>
Leg. Dist. 21		2,715	940	282	1,493
Leg. Dist. 22					

PROPOSAL NUMBER ONE  
 AN AMENDMENT  
 USE OF FOREST PRESERVE LANDS FOR A MUNICIPAL WATER SUPPLY IN THE HAMLET OF RAQUETTE  
 LAKE, HAMLITON COUNTY  
 DETAIL

LEGISLATIVE DISTRICT OR TOWN	ELECTION DISTRICT	TOTAL VOTERS	YES	NO	BLANK AND VOID
Leg. Dist. 22					
	1	81	17	3	61
	2	15	1	0	14
	3	69	2	2	65
	4	19	4	1	14
	5	57	3	6	48
	6	39	1	1	37
	7	32	0	0	32
	8	59	4	0	55
	9	33	2	0	31
	10	39	4	0	35
	11	76	16	6	54
	12	34	2	1	31
	13	18	0	1	17
	14	67	13	3	51
	15	65	7	3	55
	16	27	1	1	25
	17	27	4	2	21
	18	31	1	3	27
	19	46	10	1	35
	20	59	9	3	47
	21	44	14	5	25
	22	64	7	3	54
	23	39	4	3	32
	24	32	6	1	25
Leg. Dist. 22		1,072	132	49	891
Leg. Dist. 23					
	1	61	32	8	21
	2	118	42	12	64
	3	71	29	11	31
	4	178	85	9	84
	5	83	35	11	37
	6	64	21	9	34
	7	114	48	13	53
	8	114	60	17	37
	9	88	52	15	21
	10	94	73	9	12
	11	132	67	12	53
	12	192	88	18	86
	13	100	42	16	42
	14	82	55	18	9
	15	50	20	2	28
	16	99	39	10	50
	17	170	61	24	85
	18	169	60	30	79
	19	131	49	10	72

PROPOSAL NUMBER ONE  
 AN AMENDMENT  
 USE OF FOREST PRESERVE LANDS FOR A MUNICIPAL WATER SUPPLY IN THE HAMLET OF RAQUETTE  
 LAKE, HAMLITON COUNTY  
 DETAIL

LEGISLATIVE DISTRICT OR TOWN	ELECTION DISTRICT	TOTAL VOTERS	YES	NO	BLANK AND VOID
Leg. Dist. 23					
	20	169	80	17	72
	21	153	72	12	69
	22	114	72	9	33
	23	52	22	5	25
	24	128	65	19	44
	25	235	110	36	89
	26	253	106	29	118
	27	95	42	8	45
Leg. Dist. 23		3,309	1,527	389	1,393
Leg. Dist. 24					
	1	191	98	15	78
	2	135	59	18	58
	3	155	66	24	65
	4	143	54	18	71
	5	155	71	22	62
	6	94	38	10	46
	7	85	31	11	43
	8	128	52	18	58
	9	101	47	8	46
	10	145	67	9	69
	11	77	23	8	46
	12	54	14	4	36
	13	116	54	15	47
	14	123	50	17	56
	15	200	69	17	114
	16	118	51	17	50
	17	69	22	8	39
Leg. Dist. 24		2,089	866	239	984
Leg. Dist. 25					
	1	124	35	13	76
	2	89	16	4	69
	3	130	6	7	117
	4	33	1	2	30
	5	50	4	2	44
	6	113	34	6	73
	7	58	2	0	56
	8	95	7	9	79
	9	60	8	3	49
	10	114	29	8	77
	11	51	12	3	36
	12	128	49	11	68
	13	89	5	8	76
	14/24	170	86	13	71
	15	55	4	2	49
	16/23	17	6	1	10

PROPOSAL NUMBER ONE  
 AN AMENDMENT  
 USE OF FOREST PRESERVE LANDS FOR A MUNICIPAL WATER SUPPLY IN THE HAMLET OF RAQUETTE  
 LAKE, HAMLITON COUNTY  
 DETAIL

LEGISLATIVE DISTRICT OR TOWN	ELECTION DISTRICT	TOTAL VOTERS	YES	NO	BLANK AND VOID
Leg. Dist. 25					
	17	47	1	3	43
	18	147	44	13	90
	19/21	79	45	5	29
	20	11	3	3	5
	22	74	31	7	36
	25	79	18	10	51
Leg. Dist. 25		1,813	446	133	1,234
Leg. Dist. 26					
	1/13	87	25	6	56
	2	38	6	6	26
	3	105	32	19	54
	4	140	55	26	59
	5	111	37	16	58
	7	111	30	15	66
	8	119	27	19	73
	9	147	70	26	51
	10	112	47	20	45
	11	113	45	22	46
	12	176	67	26	83
	14	103	42	24	37
	15	121	43	29	49
	16	126	41	11	74
	17	3	3	0	0
Leg. Dist. 26		1,612	570	265	777
Leg. Dist. 27					
	1	121	44	10	67
	2	122	24	14	84
	3	125	42	11	72
	4	135	41	9	85
	5	127	41	7	79
	6	90	22	5	63
	7	132	54	9	69
	8	88	23	5	60
	9	144	51	10	83
	10	131	37	17	77
	11	123	35	14	74
	12	84	17	8	59
	13	99	21	9	69
	14	91	18	4	69
	15	90	14	2	74
	16	120	34	9	77
	17	44	13	5	26
	18	65	13	4	48
	19	112	37	9	66
	20	71	11	5	55

PROPOSAL NUMBER ONE  
 AN AMENDMENT  
 USE OF FOREST PRESERVE LANDS FOR A MUNICIPAL WATER SUPPLY IN THE HAMLET OF RAQUETTE  
 LAKE, HAMLITON COUNTY  
 DETAIL

LEGISLATIVE DISTRICT OR TOWN	ELECTION DISTRICT	TOTAL VOTERS	YES	NO	BLANK AND VOID
Leg. Dist. 27					
	21	68	17	4	47
	22	152	32	13	107
	23	51	26	5	20
	27	114	15	18	81
	28	79	18	6	55
Leg. Dist. 27		2,578	700	212	1,666
Leg. Dist. 28					
	1	81	18	10	53
	2	106	27	17	62
	3	48	15	5	28
	4	99	28	7	64
	5	77	16	5	56
	6	86	19	11	56
	7	126	21	11	94
	8	138	12	8	118
	9	52	10	7	35
	10	60	24	11	25
	11	86	31	6	49
	12	49	8	9	32
	13/25	71	20	10	41
	14	51	10	8	33
	15	33	7	3	23
	16	84	19	15	50
	17	25	5	2	18
	18/19	102	36	8	58
	21	95	32	6	57
	22	52	11	4	37
	23/24	112	62	19	31
Leg. Dist. 28		1,633	431	182	1,020
Leg. Dist. 29					
	1/2	30	5	1	24
	3	56	24	4	28
	4	104	27	15	62
	5/7	102	20	12	70
	6	81	20	9	52
	8	130	51	20	59
	9	74	20	9	45
	10	73	17	4	52
	11	88	28	10	50
	12	64	9	8	47
	13	68	7	7	54
	14	91	29	15	47
	15	50	15	8	27
	16	32	3	1	28
	18	99	50	11	38

PROPOSAL NUMBER ONE  
 AN AMENDMENT  
 USE OF FOREST PRESERVE LANDS FOR A MUNICIPAL WATER SUPPLY IN THE HAMLET OF RAQUETTE  
 LAKE, HAMLITON COUNTY  
 DETAIL

LEGISLATIVE DISTRICT OR TOWN	ELECTION DISTRICT	TOTAL VOTERS	YES	NO	BLANK AND VOID
Leg. Dist. 29	19	66	21	6	39
	20	95	15	12	68
	21	104	38	13	53
	22	86	6	6	74
	23	110	11	1	98
	24	90	17	11	62
	25	172	24	7	141
	26	45	9	2	34
	27	20	2	1	17
Leg. Dist. 29		1,930	468	193	1,269
CITY		20,220	6,654	2,143	11,423
Brighton	1	222	122	19	81
	2	129	60	12	57
	3	187	72	20	95
	4	181	84	28	69
	5	180	93	10	77
	6	251	116	32	103
	7	146	59	17	70
	8	183	106	27	50
	9	189	83	23	83
	10	188	130	23	35
	11	250	107	27	116
	12	267	131	19	117
	13	175	84	17	74
	14	84	38	14	32
	15	156	74	17	65
	16	141	74	18	49
	17	109	32	13	64
	18	174	86	22	66
	19	148	77	14	57
	20	89	40	9	40
	21	160	71	13	76
	22	192	87	24	81
	23	170	82	26	62
	24	258	102	25	131
	25	147	65	18	64
	26	156	67	19	70
	27	152	82	13	57
	28	240	147	25	68
	29	131	64	15	52
	30	343	123	39	181
	31	176	91	13	72
	32	217	108	21	88
	33	230	111	29	90

PROPOSAL NUMBER ONE  
 AN AMENDMENT  
 USE OF FOREST PRESERVE LANDS FOR A MUNICIPAL WATER SUPPLY IN THE HAMLET OF RAQUETTE  
 LAKE, HAMLITON COUNTY  
 DETAIL

<u>LEGISLATIVE DISTRICT OR TOWN</u>	<u>ELECTION DISTRICT</u>	<u>TOTAL VOTERS</u>	<u>YES</u>	<u>NO</u>	<u>BLANK AND VOID</u>
Brighton					
	34	173	76	31	66
	35	141	70	18	53
	36	85	36	14	35
	37	160	75	20	65
	38	181	90	14	77
	39	145	70	14	61
	40	273	119	30	124
	41	152	55	25	72
	42	66	40	6	20
	43	176	75	24	77
	44	59	25	8	26
	45	90	44	11	35
	46	78	31	10	37
Brighton		7,800	3,674	886	3,240
Chili					
	1	188	69	21	98
	2	300	125	47	128
	3/31	211	68	38	105
	4	105	43	15	47
	5	180	72	36	72
	6	216	89	24	103
	7	100	39	14	47
	8	184	69	17	98
	9	216	82	24	110
	10	148	70	26	52
	11	177	65	26	86
	12	150	75	18	57
	13	268	96	44	128
	14	201	96	32	73
	15	163	73	32	58
	16	270	95	37	138
	17	477	175	70	232
	18	172	64	19	89
	19	204	92	24	88
	20	242	107	33	102
	21	176	69	22	85
	22	118	41	20	57
	23	141	60	18	63
	24	302	110	41	151
	25	120	48	21	51
	26	217	94	31	92
	27	183	66	29	88
	28	136	35	24	77
	29	143	55	16	72
	30	78	55	16	7

PROPOSAL NUMBER ONE  
AN AMENDMENT  
USE OF FOREST PRESERVE LANDS FOR A MUNICIPAL WATER SUPPLY IN THE HAMLET OF RAQUETTE  
LAKE, HAMILTON COUNTY  
DETAIL

LEGISLATIVE DISTRICT OR TOWN	ELECTION DISTRICT	TOTAL VOTERS	YES	NO	BLANK AND VOID
Chili					
	32	145	60	14	71
	33	191	67	27	97
Chili		6,122	2,424	876	2,822
Clarkson					
	1	227	94	37	96
	2	200	75	25	100
	3	242	108	33	101
	4	280	103	56	121
	5	200	59	22	119
	6	167	64	23	80
Clarkson		1,316	503	196	617
East Rochester					
	1	289	80	34	175
	2	258	61	31	166
	3	281	95	33	153
	4	226	74	25	127
	5	194	58	31	105
	6	189	56	18	115
	7	237	71	37	129
East Rochester		1,674	495	209	970
Gates					
	1	122	50	17	55
	2	188	42	27	119
	3	121	36	18	67
	4	195	52	21	122
	5	279	100	36	143
	6	196	78	49	69
	7	328	112	59	157
	8	170	59	17	94
	9	223	56	30	137
	10	127	36	19	72
	11	159	42	24	93
	12	123	34	16	73
	13	182	49	27	106
	14	166	24	18	124
	15	267	56	35	176
	16	171	52	33	86
	17	154	54	23	77
	18	173	59	24	90
	19	200	67	28	105
	20	195	60	29	106
	21	196	33	37	126
	22	152	55	23	74
	23	183	61	21	101



PROPOSAL NUMBER ONE  
 AN AMENDMENT  
 USE OF FOREST PRESERVE LANDS FOR A MUNICIPAL WATER SUPPLY IN THE HAMLET OF RAQUETTE  
 LAKE, HAMLITON COUNTY  
 DETAIL

<u>LEGISLATIVE DISTRICT OR TOWN</u>	<u>ELECTION DISTRICT</u>	<u>TOTAL VOTERS</u>	<u>YES</u>	<u>NO</u>	<u>BLANK AND VOID</u>
Gates					
	24	185	75	24	86
	25	165	43	31	91
	26	212	63	32	117
	27	196	50	29	117
	28	156	47	19	90
	29	179	55	25	99
	30	118	26	9	83
	31	160	31	26	103
	32	275	99	45	131
	33	89	34	21	34
	34	137	44	21	72
	35	127	37	13	77
Gates		<u>6,269</u>	<u>1,871</u>	<u>926</u>	<u>3,472</u>
Greece					
	1	133	66	23	44
	2	150	67	27	56
	3	127	42	33	52
	4	106	44	23	39
	5	132	45	18	69
	6	129	52	18	59
	7	157	45	26	86
	8	163	49	29	85
	9	152	47	24	81
	10	145	47	37	61
	11	75	23	7	45
	12	98	43	22	33
	13	128	43	20	65
	14	85	36	15	34
	15	90	40	22	28
	16	108	44	18	46
	17	152	61	19	72
	18	159	74	27	58
	19	145	47	31	67
	20	139	57	18	64
	21	143	49	38	56
	22	122	37	24	61
	23	295	88	42	165
	24	170	72	33	65
	25	160	55	38	67
	26	163	72	33	58
	27	141	29	30	82
	28	128	52	22	54
	29	135	70	15	50
	30	123	48	30	45
	31	176	64	38	74

PROPOSAL NUMBER ONE  
 AN AMENDMENT  
 USE OF FOREST PRESERVE LANDS FOR A MUNICIPAL WATER SUPPLY IN THE HAMLET OF RAQUETTE  
 LAKE, HAMLITON COUNTY  
 DETAIL

<u>LEGISLATIVE DISTRICT OR TOWN</u>	<u>ELECTION DISTRICT</u>	<u>TOTAL VOTERS</u>	<u>YES</u>	<u>NO</u>	<u>BLANK AND VOID</u>
Greece					
	32	124	68	20	36
	33	107	42	18	47
	34	165	65	36	64
	35	186	65	45	76
	36	154	60	35	59
	37	96	40	24	32
	38	191	89	37	65
	39	85	42	10	33
	40	151	51	33	67
	41	208	82	44	82
	42	121	45	23	53
	43	124	52	21	51
	44	176	82	26	68
	45	159	64	33	62
	46	102	41	18	43
	47	185	75	43	67
	48	129	45	20	64
	49	105	43	18	44
	50	133	66	26	41
	51	86	46	15	25
	52	155	67	41	47
	53	97	42	18	37
	54	147	59	25	63
	55	129	62	23	44
	56	167	68	28	71
	57	124	43	18	63
	58	152	68	40	44
	59	97	35	21	41
	60	102	34	22	46
	61	130	47	26	57
	62	148	56	18	74
	63	193	80	48	65
	64	104	31	24	49
	65	209	76	29	104
	66	76	20	16	40
	67	128	48	22	58
	68	165	84	21	60
	69	111	46	22	43
	70	198	78	27	93
	71	182	94	27	61
	72	155	76	22	57
	73	87	30	24	33
	74	101	43	17	41
	75	104	37	22	45
	76	115	42	22	51
	77	173	74	30	69

PROPOSAL NUMBER ONE  
 AN AMENDMENT  
 USE OF FOREST PRESERVE LANDS FOR A MUNICIPAL WATER SUPPLY IN THE HAMLET OF RAQUETTE  
 LAKE, HAMLTON COUNTY  
 DETAIL

LEGISLATIVE DISTRICT OR TOWN	ELECTION DISTRICT	TOTAL VOTERS	YES	NO	BLANK AND VOID
Greece					
	78	133	47	33	53
	79	157	70	41	46
	80	163	67	33	63
	81	109	57	25	27
	82	82	31	8	43
	83	82	43	21	18
	84	170	79	32	59
	85	115	48	31	36
	86	225	85	30	110
	87	135	53	15	67
	88	107	48	11	48
	89	118	43	19	56
	90	127	48	18	61
	91	233	116	46	71
	92	168	55	25	88
	93	215	79	51	85
	94	124	49	14	61
	95	77	30	19	28
	96	133	63	17	53
	97	278	113	62	103
	98	157	61	40	56
	99	155	57	37	61
	100	161	61	33	67
	101	82	38	13	31
	102	121	62	21	38
	103	132	69	23	40
	104	159	64	28	67
	105	95	48	17	30
	106	97	38	17	42
	107	87	43	12	32
	108	85	43	17	25
	109	125	53	27	45
Greece		15,072	6,072	2,834	6,166
Hamlin					
	1	150	57	26	67
	2	271	162	60	49
	3/11	166	75	30	61
	4	176	81	24	71
	5	149	65	33	51
	6	139	49	19	71
	7	244	120	39	85
	8	141	59	30	52
	9	119	47	17	55
	10	262	84	42	136
Hamlin		1,817	799	320	698

PROPOSAL NUMBER ONE  
 AN AMENDMENT  
 USE OF FOREST PRESERVE LANDS FOR A MUNICIPAL WATER SUPPLY IN THE HAMLET OF RAQUETTE  
 LAKE, HAMLITON COUNTY  
 DETAIL

<u>LEGISLATIVE DISTRICT OR TOWN</u>	<u>ELECTION DISTRICT</u>	<u>TOTAL VOTERS</u>	<u>YES</u>	<u>NO</u>	<u>BLANK AND VOID</u>
Henrietta					
	1	256	98	32	126
	2	150	70	19	61
	3	87	33	14	40
	4	186	72	18	96
	5	204	68	25	111
	6	203	79	27	97
	7	182	70	17	95
	8	209	64	35	110
	9	117	26	24	67
	10	175	55	27	93
	11	167	47	20	100
	12	188	88	21	79
	13	148	75	17	56
	14	138	40	23	75
	15	205	60	23	122
	16	136	53	19	64
	17	217	80	25	112
	18	195	60	24	111
	19	144	56	11	77
	20	175	70	20	85
	21	178	61	28	89
	22	265	107	36	122
	23	142	55	25	62
	24	206	74	27	105
	25	219	79	38	102
	26	268	104	36	128
	27	262	109	36	117
	28	217	84	37	96
	29	204	60	30	114
	30	301	102	37	162
	31	116	46	14	56
	32	248	92	32	124
	33	122	39	12	71
	34	111	27	14	70
	35	180	46	32	102
Henrietta		6,521	2,349	875	3,297
Irondequoit					
	1	216	65	40	111
	2	162	65	23	74
	3	253	88	37	128
	4	180	72	29	79
	5	170	69	24	77
	6	346	166	53	127
	7	334	165	45	124
	8	227	109	33	85

PROPOSAL NUMBER ONE  
 AN AMENDMENT  
 USE OF FOREST PRESERVE LANDS FOR A MUNICIPAL WATER SUPPLY IN THE HAMLET OF RAQUETTE  
 LAKE, HAMLITON COUNTY  
 DETAIL

<u>LEGISLATIVE DISTRICT OR TOWN</u>	<u>ELECTION DISTRICT</u>	<u>TOTAL VOTERS</u>	<u>YES</u>	<u>NO</u>	<u>BLANK AND VOID</u>
Irondequoit					
	9	239	66	45	128
	10	246	128	28	90
	11	113	38	22	53
	12	145	74	19	52
	13	268	116	41	111
	14	293	126	46	121
	15	293	133	37	123
	16	276	128	34	114
	17	128	49	18	61
	18	237	89	39	109
	19	213	84	26	103
	20	192	81	35	76
	21	208	87	34	87
	22	244	108	45	91
	23	201	93	37	71
	24	205	79	31	95
	25	207	89	29	89
	26	122	39	17	66
	27	146	69	23	54
	28	153	54	35	64
	29	145	56	22	67
	30	198	83	33	82
	31	200	117	34	49
	32	196	92	27	77
	33	171	64	25	82
	34	333	124	54	155
	35	127	56	19	52
	36	108	35	15	58
	37	192	60	27	105
	38	124	31	17	76
	39	95	24	17	54
	40	150	56	24	70
	41	211	75	36	100
	42	214	88	41	85
	43	139	49	16	74
	44	439	184	43	212
	45	183	65	35	83
	46	186	62	34	90
	47	87	47	7	33
	48	242	95	39	108
	49	194	79	22	93
	50	99	19	13	67
	51	275	129	40	106
	52	199	66	32	101
	53	181	40	24	117
	54	61	23	8	30

PROPOSAL NUMBER ONE  
AN AMENDMENT  
USE OF FOREST PRESERVE LANDS FOR A MUNICIPAL WATER SUPPLY IN THE HAMLET OF RAQUETTE  
LAKE, HAMLITON COUNTY  
DETAIL

<u>LEGISLATIVE DISTRICT OR TOWN</u>	<u>ELECTION DISTRICT</u>	<u>TOTAL VOTERS</u>	<u>YES</u>	<u>NO</u>	<u>BLANK AND VOID</u>
Irondequoit					
	55	209	88	37	84
	56	197	69	42	86
	57	305	82	43	180
	58	212	73	38	101
	59	193	67	40	86
	60	221	107	24	90
	61	277	108	43	126
	62	240	111	44	85
	63	164	56	30	78
	64	116	51	20	45
	65	127	31	19	77
	66	57	17	7	33
	67	189	50	32	107
	68	194	55	34	105
	69	70	11	7	52
	70	72	35	8	29
	71/72	67	20	8	39
Irondequoit		13,676	5,379	2,105	6,192
Mendon					
	1	355	148	33	174
	2	314	130	28	156
	3	393	155	41	197
	4	283	118	37	128
	5	320	141	26	153
	6	318	126	50	142
	7	325	139	36	150
	8	131	62	14	55
	9	300	140	35	125
Mendon		2,739	1,159	300	1,280
Ogden					
	1	219	83	40	96
	2	224	88	38	98
	3	331	137	54	140
	4	176	83	27	66
	5	232	95	35	102
	6	203	62	34	107
	7	139	51	28	60
	8	189	82	28	79
	9	225	76	32	117
	10	155	82	24	49
	11	164	72	19	73
	12	217	80	37	100
	13	197	58	30	109
	14	148	52	23	73
	15	249	70	40	139

PROPOSAL NUMBER ONE  
 AN AMENDMENT  
 USE OF FOREST PRESERVE LANDS FOR A MUNICIPAL WATER SUPPLY IN THE HAMLET OF RAQUETTE  
 LAKE, HAMLITON COUNTY  
 DETAIL

<u>LEGISLATIVE DISTRICT OR TOWN</u>	<u>ELECTION DISTRICT</u>	<u>TOTAL VOTERS</u>	<u>YES</u>	<u>NO</u>	<u>BLANK AND VOID</u>
Ogden					
	16	143	63	20	60
	17	174	54	22	98
	18	173	62	22	89
	19	233	110	30	93
	20	228	104	40	84
Ogden		4,019	1,564	623	1,832
Parma					
	1	273	97	38	138
	2	280	100	34	146
	3	185	70	29	86
	4	253	97	29	127
	5	197	83	34	80
	6	110	44	26	40
	7	236	92	32	112
	8	392	148	50	194
	9	241	103	30	108
	10	238	96	39	103
	11	220	105	34	81
	12	195	67	22	106
	13	364	137	47	180
	14	178	71	22	85
	15	240	105	32	103
Parma		3,602	1,415	498	1,689
Penfield					
	1	88	45	11	32
	2	201	96	28	77
	3	174	75	25	74
	4	215	82	43	90
	5	203	102	26	75
	6	158	64	23	71
	7	237	114	28	95
	8	159	50	30	79
	9	282	139	35	108
	10	186	73	25	88
	11	136	62	16	58
	12	221	107	36	78
	13	258	90	38	130
	14	212	106	32	74
	15	240	107	27	106
	16	111	45	23	43
	17	201	122	27	52
	18	161	86	28	47
	19	280	114	33	133
	20	229	94	40	95
	21	213	93	33	87

PROPOSAL NUMBER ONE  
 AN AMENDMENT  
 USE OF FOREST PRESERVE LANDS FOR A MUNICIPAL WATER SUPPLY IN THE HAMLET OF RAQUETTE  
 LAKE, HAMLITON COUNTY  
 DETAIL

LEGISLATIVE DISTRICT OR TOWN	ELECTION DISTRICT	TOTAL VOTERS	YES	NO	BLANK AND VOID
Penfield					
	22	179	92	19	68
	23	257	138	31	88
	24	254	123	39	92
	25	178	74	26	78
	26	144	64	19	61
	27	241	110	41	90
	28	147	61	17	69
	29	220	96	25	99
	30	262	119	35	108
	31	119	66	14	39
	32	155	56	34	65
	33	214	101	31	82
	34	157	59	20	78
	35	205	99	19	87
	36	136	66	15	55
	37	237	81	40	116
	38	146	61	24	61
	39	101	55	13	33
	40	177	78	29	70
	41	119	48	20	51
	42	129	50	23	56
Penfield		7,942	3,563	1,141	3,238
Perinton					
	1	253	134	29	90
	2	208	91	24	93
	3	201	86	29	86
	4	194	77	27	90
	5	110	48	13	49
	6	231	102	28	101
	7	255	128	27	100
	8	196	91	29	76
	9	264	141	38	85
	10	218	114	28	76
	11	132	91	20	21
	12	180	94	14	72
	13	164	90	18	56
	14	234	116	27	91
	15	124	56	19	49
	16	156	91	21	44
	17	245	122	36	87
	18	198	90	38	70
	19	186	98	23	65
	20	204	107	30	67
	21	201	80	27	94
	22	150	57	25	68



PROPOSAL NUMBER ONE  
 AN AMENDMENT  
 USE OF FOREST PRESERVE LANDS FOR A MUNICIPAL WATER SUPPLY IN THE HAMLET OF RAQUETTE  
 LAKE, HAMLITON COUNTY  
 DETAIL

<u>LEGISLATIVE DISTRICT OR TOWN</u>	<u>ELECTION DISTRICT</u>	<u>TOTAL VOTERS</u>	<u>YES</u>	<u>NO</u>	<u>BLANK AND VOID</u>
Perinton					
	23	197	112	22	63
	24	339	172	42	125
	25	176	75	24	77
	26	218	126	30	62
	27	162	85	22	55
	28	170	81	32	57
	29	113	59	16	38
	30	183	81	18	84
	31	243	126	26	91
	32	152	70	26	56
	33	210	109	25	76
	34	237	109	34	94
	35	147	78	19	50
	36	102	41	18	43
	37	198	110	28	60
	38	295	114	33	148
	39	212	101	25	86
	40	118	68	10	40
	41	116	64	19	33
	42	161	66	21	74
	43	344	176	49	119
	44	162	77	18	67
	45	305	161	38	106
	46	104	58	8	38
	47	166	69	30	67
	48	127	91	15	21
	49	144	72	18	54
	50	50	12	8	30
	51	170	72	14	84
	52	190	73	32	85
	53	163	88	22	53
	54	267	146	30	91
	55	190	91	18	81
	56	188	84	23	81
Perinton		10,623	5,221	1,383	4,019
Pittsford					
	1	264	85	26	153
	2	234	81	35	118
	3	420	189	39	192
	4	271	131	29	111
	5	221	98	23	100
	6	190	69	19	102
	7	118	61	9	48
	8	259	131	21	107
	9	301	147	36	118

PROPOSAL NUMBER ONE  
 AN AMENDMENT  
 USE OF FOREST PRESERVE LANDS FOR A MUNICIPAL WATER SUPPLY IN THE HAMLET OF RAQUETTE  
 LAKE, HAMLITON COUNTY  
 DETAIL

<u>LEGISLATIVE DISTRICT OR TOWN</u>	<u>ELECTION DISTRICT</u>	<u>TOTAL VOTERS</u>	<u>YES</u>	<u>NO</u>	<u>BLANK AND VOID</u>
Pittsford					
	10	161	74	20	67
	11	248	118	38	92
	12	214	106	29	79
	13	211	105	25	81
	14	316	149	44	123
	15	117	51	20	46
	16	193	95	24	74
	17	271	121	37	113
	18	217	88	28	101
	19	200	86	43	71
	20	273	135	32	106
	21	242	163	31	48
	22	277	120	30	127
	23	230	106	36	88
	24	265	125	35	105
	25	324	150	34	140
	26	256	148	43	65
	27	211	96	23	92
	28	211	101	27	83
	29	241	109	28	104
	30	206	88	19	99
	31	216	103	26	87
	32	267	112	26	129
	33	220	100	20	100
	34	133	62	15	56
Pittsford		<u>7,998</u>	<u>3,703</u>	<u>970</u>	<u>3,325</u>
Riga					
	1	245	109	34	102
	2	186	92	33	61
	3	161	62	23	76
	4	213	95	30	88
	5	183	61	27	95
	6	151	55	30	66
Riga		<u>1,139</u>	<u>474</u>	<u>177</u>	<u>488</u>
Rush					
	1	287	96	50	141
	2	222	82	39	101
	3	308	136	35	137
	4	249	92	31	126
Rush		<u>1,066</u>	<u>406</u>	<u>155</u>	<u>505</u>
Sweden					
	1	228	76	27	125
	2	111	47	12	52
	3	290	103	33	154

PROPOSAL NUMBER ONE  
 AN AMENDMENT  
 USE OF FOREST PRESERVE LANDS FOR A MUNICIPAL WATER SUPPLY IN THE HAMLET OF RAQUETTE  
 LAKE, HAMLITON COUNTY  
 DETAIL

<u>LEGISLATIVE DISTRICT OR TOWN</u>	<u>ELECTION DISTRICT</u>	<u>TOTAL VOTERS</u>	<u>YES</u>	<u>NO</u>	<u>BLANK AND VOID</u>
Sweden					
	4	288	146	33	109
	5	90	34	7	49
	6	243	97	20	126
	7	264	103	28	133
	8	152	56	17	79
	9	139	49	19	71
	10	282	89	48	145
	11	69	21	8	40
	12	153	58	19	76
Sweden		<u>2,309</u>	<u>879</u>	<u>271</u>	<u>1,159</u>
Webster					
	1	317	127	44	146
	2	213	84	37	92
	3	233	84	43	106
	4	154	50	21	83
	5	258	127	27	104
	6	180	78	26	76
	7	243	91	49	103
	8	210	104	35	71
	9	327	143	59	125
	10	328	149	50	129
	11	173	66	22	85
	12	287	118	59	110
	13	246	109	33	104
	14	263	113	34	116
	15	150	71	25	54
	16	175	85	16	74
	17	197	83	34	80
	18	160	77	24	59
	19	344	138	49	157
	20	295	123	54	118
	21	246	120	46	80
	22	224	68	40	116
	23	246	110	39	97
	24	534	217	63	254
	25	207	74	24	109
	26	139	67	30	42
	27	223	79	41	103
	28	216	85	22	109
	29	175	70	26	79
	30	148	38	28	82
	31	277	102	38	137
	32	242	91	36	115
	33	270	137	35	98
	34	141	65	30	46

PROPOSAL NUMBER ONE  
 AN AMENDMENT  
 USE OF FOREST PRESERVE LANDS FOR A MUNICIPAL WATER SUPPLY IN THE HAMLET OF RAQUETTE  
 LAKE, HAMLITON COUNTY  
 DETAIL

<u>LEGISLATIVE DISTRICT OR TOWN</u>	<u>ELECTION DISTRICT</u>	<u>TOTAL VOTERS</u>	<u>YES</u>	<u>NO</u>	<u>BLANK AND VOID</u>
Webster					
	35	153	73	20	60
	36	233	114	34	85
	37	270	112	37	121
	38	299	113	40	146
	39	225	102	37	86
	40	352	120	52	180
	41	250	110	32	108
	42	242	98	38	106
	43	138	51	27	60
Webster		10,203	4,236	1,556	4,411
Wheatland					
	1	166	82	25	59
	2	176	102	32	42
	3	205	93	33	79
	4	150	71	35	44
	5	149	71	27	51
Wheatland		846	419	152	275
TOWNS		112,753	46,605	16,453	49,695
GRAND TOTAL:		132,973	53,259	18,596	61,118

PROPOSAL NUMBER TWO  
COUNTY PROPOSITION NUMBER ONE  
TAXPAYER PROTECTION ACT OF 2007  
SUMMARY

LEGISLATIVE DISTRICT OR TOWN	TOTAL VOTERS	YES	NO	BLANK AND VOID
Leg. Dist. 06	945	336	185	424
Leg. Dist. 07	524	167	95	262
Leg. Dist. 21	2,715	781	469	1,465
Leg. Dist. 22	1,072	124	54	894
Leg. Dist. 23	3,309	1,011	897	1,401
Leg. Dist. 24	2,089	628	484	977
Leg. Dist. 25	1,813	308	271	1,234
Leg. Dist. 26	1,612	524	318	770
Leg. Dist. 27	2,578	577	363	1,638
Leg. Dist. 28	1,633	392	228	1,013
Leg. Dist. 29	1,930	429	230	1,271
CITY	20,220	5,277	3,594	11,349
Brighton	7,800	2,699	1,887	3,214
Chili	6,122	2,199	1,153	2,770
Clarkson	1,316	486	217	613
East Rochester	1,674	484	229	961
Gates	6,269	1,819	1,018	3,432
Greece	15,072	5,712	3,405	5,955
Hamlin	1,817	753	366	698
Henrietta	6,521	2,130	1,119	3,272
Irondequoit	13,676	4,822	2,780	6,074
Mendon	2,739	1,000	473	1,266
Ogden	4,019	1,516	720	1,783
Parma	3,602	1,327	601	1,674
Penfield	7,942	3,112	1,620	3,210
Perinton	10,623	4,516	2,155	3,952
Pittsford	7,998	3,071	1,644	3,283
Riga	1,139	425	224	490
Rush	1,066	356	228	482
Sweden	2,309	776	384	1,149
Webster	10,203	3,800	2,050	4,353
Wheatland	846	372	200	274
TOWNS	112,753	41,375	22,473	48,905
GRAND TOTAL:	132,973	46,652	26,067	60,254

PROPOSAL NUMBER TWO  
COUNTY PROPOSITION NUMBER ONE  
TAXPAYER PROTECTION ACT OF 2007  
DETAIL

LEGISLATIVE DISTRICT OR TOWN	ELECTION DISTRICT	TOTAL VOTERS	YES	NO	BLANK AND VOID
Leg. Dist. 06					
	1	240	85	58	97
	2	87	33	13	41
	3	139	41	27	71
	4	167	64	26	77
	5	160	58	32	70
	6	152	55	29	68
Leg. Dist. 06		945	336	185	424
Leg. Dist. 07					
	1	226	90	53	83
	2	171	40	24	107
	3	127	37	18	72
Leg. Dist. 07		524	167	95	262
Leg. Dist. 21					
	1	127	35	18	74
	2	129	36	26	67
	3	51	13	7	31
	4	71	16	7	48
	5/16	148	51	35	62
	6	117	40	16	61
	7	187	65	34	88
	8/28	63	17	4	42
	9	110	26	32	52
	10	191	59	48	84
	11/29-17	50	12	8	30
	12	143	49	23	71
	13	56	14	17	25
	14	207	66	28	113
	15	118	27	13	78
	17	93	23	17	53
	18	69	12	5	52
	19/30	29	7	1	21
	20	60	23	17	20
	21	88	20	14	54
	22	71	20	8	43
	23/32	62	23	7	32
	24	164	52	31	81
	25	80	21	9	50
	26	54	24	17	13
	27	48	10	8	30
	29	29	3	4	22
	31/34	44	6	7	31
	33	56	11	8	37
Leg. Dist. 21		2,715	781	469	1,465

PROPOSAL NUMBER TWO  
COUNTY PROPOSITION NUMBER ONE  
TAXPAYER PROTECTION ACT OF 2007  
DETAIL

LEGISLATIVE DISTRICT OR TOWN	ELECTION DISTRICT	TOTAL VOTERS	YES	NO	BLANK AND VOID
Leg. Dist. 22					
	1	81	15	3	63
	2	15	1	0	14
	3	69	3	1	65
	4	19	1	3	15
	5	57	5	1	51
	6	39	1	2	36
	7	32	0	0	32
	8	59	3	1	55
	9	33	1	0	32
	10	39	3	2	34
	11	76	15	7	54
	12	34	2	1	31
	13	18	0	1	17
	14	67	10	7	50
	15	65	3	5	57
	16	27	2	2	23
	17	27	6	1	20
	18	31	1	3	27
	19	46	9	1	36
	20	59	11	1	47
	21	44	14	4	26
	22	64	9	3	52
	23	39	2	5	32
	24	<u>32</u>	<u>7</u>	<u>0</u>	<u>25</u>
Leg. Dist. 22		1,072	124	54	894
Leg. Dist. 23					
	1	61	20	19	22
	2	118	23	34	61
	3	71	25	15	31
	4	178	51	41	86
	5	83	27	15	41
	6	64	16	16	32
	7	114	28	30	56
	8	114	49	30	35
	9	88	33	37	18
	10	94	40	39	15
	11	132	29	50	53
	12	192	61	45	86
	13	100	33	22	45
	14	82	48	22	12
	15	50	13	10	27
	16	99	28	22	49
	17	170	48	37	85
	18	169	55	43	71
	19	131	40	20	71
	20	169	47	50	72

PROPOSAL NUMBER TWO  
COUNTY PROPOSITION NUMBER ONE  
TAXPAYER PROTECTION ACT OF 2007  
DETAIL

LEGISLATIVE DISTRICT OR TOWN	ELECTION DISTRICT	TOTAL VOTERS	YES	NO	BLANK AND VOID
Leg. Dist. 23					
	21	153	40	42	71
	22	114	37	39	38
	23	52	15	11	26
	24	128	47	36	45
	25	235	69	73	93
	26	253	59	76	118
	27	95	30	23	42
Leg. Dist. 23		3,309	1,011	897	1,401
Leg. Dist. 24					
	1	191	60	59	72
	2	135	31	46	58
	3	155	55	39	61
	4	143	46	25	72
	5	155	47	44	64
	6	94	33	18	43
	7	85	23	20	42
	8	128	37	32	59
	9	101	33	22	46
	10	145	32	40	73
	11	77	20	9	48
	12	54	12	7	35
	13	116	43	30	43
	14	123	40	26	57
	15	200	58	27	115
	16	118	35	34	49
	17	69	23	6	40
Leg. Dist. 24		2,089	628	484	977
Leg. Dist. 25					
	1	124	22	23	79
	2	89	13	7	69
	3	130	10	6	114
	4	33	3	1	29
	5	50	3	2	45
	6	113	23	18	72
	7	58	2	2	54
	8	95	10	6	79
	9	60	8	3	49
	10	114	14	21	79
	11	51	14	2	35
	12	128	23	34	71
	13	89	7	7	75
	14/24	170	49	47	74
	15	55	6	3	46
	16/23	17	6	1	10



PROPOSAL NUMBER TWO  
COUNTY PROPOSITION NUMBER ONE  
TAXPAYER PROTECTION ACT OF 2007  
DETAIL

LEGISLATIVE DISTRICT OR TOWN	ELECTION DISTRICT	TOTAL VOTERS	YES	NO	BLANK AND VOID
Leg. Dist. 25					
	17	47	3	3	41
	18	147	31	25	91
	19/21	79	22	26	31
	20	11	3	3	5
	22	74	20	20	34
	25	79	16	11	52
Leg. Dist. 25		1,813	308	271	1,234
Leg. Dist. 26					
	1/13	87	17	13	57
	2	38	5	7	26
	3	105	32	21	52
	4	140	51	27	62
	5	111	38	12	61
	7	111	24	23	64
	8	119	38	12	69
	9	147	61	38	48
	10	112	39	28	45
	11	113	44	25	44
	12	176	57	39	80
	14	103	43	22	38
	15	121	43	29	49
	16	126	31	20	75
	17	3	1	2	0
Leg. Dist. 26		1,612	524	318	770
Leg. Dist. 27					
	1	121	40	15	66
	2	122	25	18	79
	3	125	34	18	73
	4	135	23	28	84
	5	127	24	23	80
	6	90	12	13	65
	7	132	42	26	64
	8	88	25	4	59
	9	144	27	36	81
	10	131	38	17	76
	11	123	29	19	75
	12	84	13	13	58
	13	99	19	8	72
	14	91	15	7	69
	15	90	9	7	74
	16	120	24	19	77
	17	44	13	8	23
	18	65	12	6	47
	19	112	36	19	57

PROPOSAL NUMBER TWO  
COUNTY PROPOSITION NUMBER ONE  
TAXPAYER PROTECTION ACT OF 2007  
DETAIL

LEGISLATIVE DISTRICT OR TOWN	ELECTION DISTRICT	TOTAL VOTERS	YES	NO	BLANK AND VOID
Leg. Dist. 27					
	20	71	13	4	54
	21	68	10	10	48
	22	152	36	13	103
	23	51	23	12	16
	27	114	17	13	84
	28	79	18	7	54
Leg. Dist. 27		<u>2,578</u>	<u>577</u>	<u>363</u>	<u>1,638</u>
Leg. Dist. 28					
	1	81	20	10	51
	2	106	22	18	66
	3	48	15	8	25
	4	99	20	12	67
	5	77	16	7	54
	6	86	19	12	55
	7	126	25	8	93
	8	138	9	15	114
	9	52	10	8	34
	10	60	27	12	21
	11	86	22	13	51
	12	49	10	7	32
	13/25	71	20	9	42
	14	51	15	5	31
	15	33	7	4	22
	16	84	19	15	50
	17	25	5	2	18
	18/19	102	28	17	57
	21	95	24	14	57
	22	52	12	5	35
	23/24	112	47	27	38
Leg. Dist. 28		<u>1,633</u>	<u>392</u>	<u>228</u>	<u>1,013</u>
Leg. Dist. 29					
	1/2	30	1	5	24
	3	56	21	7	28
	4	104	29	12	63
	5/7	102	18	14	70
	6	81	25	2	54
	8	130	44	24	62
	9	74	16	8	50
	10	73	14	7	52
	11	88	26	11	51
	12	64	9	8	47
	13	68	10	5	53
	14	91	30	16	45
	15	50	14	9	27

PROPOSAL NUMBER TWO  
COUNTY PROPOSITION NUMBER ONE  
TAXPAYER PROTECTION ACT OF 2007  
DETAIL

LEGISLATIVE DISTRICT OR TOWN	ELECTION DISTRICT	TOTAL VOTERS	YES	NO	BLANK AND VOID
Leg. Dist. 29					
	16	32	2	2	28
	18	99	37	27	35
	19	66	17	8	41
	20	95	19	11	65
	21	104	32	20	52
	22	86	6	5	75
	23	110	8	3	99
	24	90	19	10	61
	25	172	19	11	142
	26	45	12	2	31
	27	20	1	3	16
Leg. Dist. 29		1,930	429	230	1,271
CITY		20,220	5,277	3,594	11,349
Brighton					
	1	222	86	51	85
	2	129	43	20	66
	3	187	46	40	101
	4	181	63	43	75
	5	180	44	62	74
	6	251	86	60	105
	7	146	51	27	68
	8	183	95	41	47
	9	189	66	48	75
	10	188	78	74	36
	11	250	74	60	116
	12	267	94	64	109
	13	175	60	47	68
	14	84	28	25	31
	15	156	54	38	64
	16	141	60	31	50
	17	109	24	23	62
	18	174	59	43	72
	19	148	51	40	57
	20	89	33	20	36
	21	160	52	33	75
	22	192	74	39	79
	23	170	43	64	63
	24	258	87	42	129
	25	147	48	36	63
	26	156	49	35	72
	27	152	56	34	62
	28	240	115	59	66
	29	131	44	37	50
	30	343	109	60	174

PROPOSAL NUMBER TWO  
COUNTY PROPOSITION NUMBER ONE  
TAXPAYER PROTECTION ACT OF 2007  
DETAIL

LEGISLATIVE DISTRICT OR TOWN	ELECTION DISTRICT	TOTAL VOTERS	YES	NO	BLANK AND VOID
Brighton					
	31	176	60	44	72
	32	217	72	61	84
	33	230	86	59	85
	34	173	62	41	70
	35	141	46	43	52
	36	85	35	16	34
	37	160	51	44	65
	38	181	56	50	75
	39	145	54	27	64
	40	273	100	53	120
	41	152	46	35	71
	42	66	23	21	22
	43	176	58	51	67
	44	59	23	9	27
	45	90	35	16	39
	46	78	20	21	37
Brighton		7,800	2,699	1,887	3,214
Chili					
	1	188	59	28	101
	2	300	113	61	126
	3/31	211	67	44	100
	4	105	42	19	44
	5	180	65	40	75
	6	216	73	37	106
	7	100	31	27	42
	8	184	56	29	99
	9	216	74	35	107
	10	148	86	18	44
	11	177	71	24	82
	12	150	67	27	56
	13	268	93	45	130
	14	201	73	52	76
	15	163	66	41	56
	16	270	93	46	131
	17	477	162	92	223
	18	172	58	26	88
	19	204	81	38	85
	20	242	94	46	102
	21	176	54	38	84
	22	118	33	30	55
	23	141	46	28	67
	24	302	109	47	146
	25	120	45	22	53
	26	217	85	44	88
	27	183	59	40	84
	28	136	38	26	72

PROPOSAL NUMBER TWO  
COUNTY PROPOSITION NUMBER ONE  
TAXPAYER PROTECTION ACT OF 2007  
DETAIL

LEGISLATIVE DISTRICT OR TOWN	ELECTION DISTRICT	TOTAL VOTERS	YES	NO	BLANK AND VOID
Chili					
	29	143	43	28	72
	30	78	52	16	10
	32	145	61	16	68
	33	191	50	43	98
Chili		<u>6,122</u>	<u>2,199</u>	<u>1,153</u>	<u>2,770</u>
Clarkson					
	1	227	90	38	99
	2	200	66	37	97
	3	242	99	39	104
	4	280	109	50	121
	5	200	62	25	113
	6	167	60	28	79
Clarkson		<u>1,316</u>	<u>486</u>	<u>217</u>	<u>613</u>
East Rochester					
	1	289	74	44	171
	2	258	72	27	159
	3	281	91	41	149
	4	226	67	32	127
	5	194	57	30	107
	6	189	47	21	121
	7	237	76	34	127
East Rochester		<u>1,674</u>	<u>484</u>	<u>229</u>	<u>961</u>
Gates					
	1	122	42	22	58
	2	188	43	25	120
	3	121	40	14	67
	4	195	51	21	123
	5	279	89	45	145
	6	196	95	28	73
	7	328	98	71	159
	8	170	61	18	91
	9	223	56	29	138
	10	127	45	14	68
	11	159	41	31	87
	12	123	31	16	76
	13	182	47	33	102
	14	166	28	20	118
	15	267	62	33	172
	16	171	49	32	90
	17	154	39	36	79
	18	173	57	31	85
	19	200	65	28	107
	20	195	51	38	106

PROPOSAL NUMBER TWO  
COUNTY PROPOSITION NUMBER ONE  
TAXPAYER PROTECTION ACT OF 2007  
DETAIL

LEGISLATIVE DISTRICT OR TOWN	ELECTION DISTRICT	TOTAL VOTERS	YES	NO	BLANK AND VOID
Gates					
	21	196	41	34	121
	22	152	57	21	74
	23	183	47	34	102
	24	185	71	26	88
	25	165	44	30	91
	26	212	52	45	115
	27	196	59	27	110
	28	156	41	26	89
	29	179	52	32	95
	30	118	19	19	80
	31	160	37	23	100
	32	275	102	49	124
	33	89	34	21	34
	34	137	44	25	68
	35	127	29	21	77
Gates		6,269	1,819	1,018	3,432
Greece					
	1	133	62	31	40
	2	150	65	30	55
	3	127	41	40	46
	4	106	42	26	38
	5	132	50	14	68
	6	129	53	18	58
	7	157	46	28	83
	8	163	52	29	82
	9	152	53	25	74
	10	145	50	32	63
	11	75	20	9	46
	12	98	42	23	33
	13	128	30	34	64
	14	85	35	18	32
	15	90	33	31	26
	16	108	51	13	44
	17	152	55	28	69
	18	159	65	35	59
	19	145	51	31	63
	20	139	50	29	60
	21	143	51	41	51
	22	122	42	23	57
	23	295	79	53	163
	24	170	63	43	64
	25	160	52	40	68
	26	163	65	40	58
	27	141	40	23	78
	28	128	51	26	51
	29	135	63	27	45

PROPOSAL NUMBER TWO  
COUNTY PROPOSITION NUMBER ONE  
TAXPAYER PROTECTION ACT OF 2007  
DETAIL

LEGISLATIVE DISTRICT OR TOWN	ELECTION DISTRICT	TOTAL VOTERS	YES	NO	BLANK AND VOID
Greece					
	30	123	54	25	44
	31	176	61	47	68
	32	124	61	27	36
	33	107	50	16	41
	34	165	58	42	65
	35	186	59	50	77
	36	154	53	45	56
	37	96	41	28	27
	38	191	85	46	60
	39	85	34	24	27
	40	151	56	31	64
	41	208	78	52	78
	42	121	45	24	52
	43	124	52	23	49
	44	176	72	37	67
	45	159	68	33	58
	46	102	44	22	36
	47	185	70	51	64
	48	129	41	28	60
	49	105	38	25	42
	50	133	47	41	45
	51	86	41	19	26
	52	155	64	44	47
	53	97	37	27	33
	54	147	49	34	64
	55	129	52	34	43
	56	167	68	33	66
	57	124	36	28	60
	58	152	72	37	43
	59	97	33	24	40
	60	102	31	28	43
	61	130	46	29	55
	62	148	44	34	70
	63	193	83	46	64
	64	104	29	28	47
	65	209	73	32	104
	66	76	26	12	38
	67	128	41	32	55
	68	165	61	42	62
	69	111	40	28	43
	70	198	74	39	85
	71	182	82	42	58
	72	155	62	34	59
	73	87	26	26	35
	74	101	34	24	43
	75	104	27	32	45
	76	115	51	17	47

PROPOSAL NUMBER TWO  
COUNTY PROPOSITION NUMBER ONE  
TAXPAYER PROTECTION ACT OF 2007  
DETAIL

LEGISLATIVE DISTRICT OR TOWN	ELECTION DISTRICT	TOTAL VOTERS	YES	NO	BLANK AND VOID
Greece					
	77	173	58	45	70
	78	133	44	39	50
	79	157	79	35	43
	80	163	70	33	60
	81	109	58	27	24
	82	82	26	12	44
	83	82	38	28	16
	84	170	74	40	56
	85	115	59	23	33
	86	225	72	52	101
	87	135	39	29	67
	88	107	38	26	43
	89	118	37	23	58
	90	127	52	20	55
	91	233	102	62	69
	92	168	50	34	84
	93	215	87	44	84
	94	124	49	18	57
	95	77	30	22	25
	96	133	56	22	55
	97	278	101	78	99
	98	157	61	40	56
	99	155	49	44	62
	100	161	61	34	66
	101	82	32	23	27
	102	121	61	23	37
	103	132	66	28	38
	104	159	62	30	67
	105	95	47	17	31
	106	97	28	26	43
	107	87	40	15	32
	108	85	34	23	28
	109	125	51	28	46
Greece		15,072	5,712	3,405	5,955
Hamlin					
	1	150	52	28	70
	2	271	142	71	58
	3/11	166	77	28	61
	4	176	68	38	70
	5	149	64	37	48
	6	139	50	18	71
	7	244	109	50	85
	8	141	65	26	50
	9	119	40	24	55
	10	262	86	46	130



PROPOSAL NUMBER TWO  
COUNTY PROPOSITION NUMBER ONE  
TAXPAYER PROTECTION ACT OF 2007  
DETAIL

LEGISLATIVE DISTRICT OR TOWN	ELECTION DISTRICT	TOTAL VOTERS	YES	NO	BLANK AND VOID
Hamlin		1,817	753	366	698
Henrietta					
	1	256	91	38	127
	2	150	58	30	62
	3	87	30	16	41
	4	186	59	33	94
	5	204	65	31	108
	6	203	69	35	99
	7	182	53	36	93
	8	209	60	37	112
	9	117	28	24	65
	10	175	48	33	94
	11	167	49	20	98
	12	188	72	36	80
	13	148	61	33	54
	14	138	48	17	73
	15	205	54	27	124
	16	136	57	16	63
	17	217	66	40	111
	18	195	49	32	114
	19	144	39	29	76
	20	175	66	25	84
	21	178	51	37	90
	22	265	84	58	123
	23	142	55	26	61
	24	206	70	35	101
	25	219	71	44	104
	26	268	100	49	119
	27	262	96	56	110
	28	217	76	42	99
	29	204	63	28	113
	30	301	104	39	158
	31	116	44	19	53
	32	248	80	41	127
	33	122	35	16	71
	34	111	27	16	68
	35	180	52	25	103
Henrietta		6,521	2,130	1,119	3,272
Irondequoit					
	1	216	66	46	104
	2	162	61	33	68
	3	253	86	45	122
	4	180	62	39	79
	5	170	57	35	78
	6	346	143	85	118

PROPOSAL NUMBER TWO  
COUNTY PROPOSITION NUMBER ONE  
TAXPAYER PROTECTION ACT OF 2007  
DETAIL

LEGISLATIVE DISTRICT OR TOWN	ELECTION DISTRICT	TOTAL VOTERS	YES	NO	BLANK AND VOID
Irondequoit					
	7	334	124	90	120
	8	227	90	48	89
	9	239	72	43	124
	10	246	100	58	88
	11	113	39	26	48
	12	145	59	29	57
	13	268	97	63	108
	14	293	114	55	124
	15	293	109	62	122
	16	276	101	67	108
	17	128	37	32	59
	18	237	83	46	108
	19	213	74	35	104
	20	192	78	38	76
	21	208	83	38	87
	22	244	114	39	91
	23	201	95	34	72
	24	205	69	40	96
	25	207	76	41	90
	26	122	36	20	66
	27	146	66	30	50
	28	153	55	32	66
	29	145	48	28	69
	30	198	79	40	79
	31	200	92	61	47
	32	196	80	38	78
	33	171	52	37	82
	34	333	115	62	156
	35	127	42	31	54
	36	108	40	14	54
	37	192	47	43	102
	38	124	29	25	70
	39	95	18	19	58
	40	150	46	37	67
	41	211	68	45	98
	42	214	85	45	84
	43	139	47	21	71
	44	439	142	90	207
	45	183	68	35	80
	46	186	59	35	92
	47	87	33	18	36
	48	242	94	45	103
	49	194	65	32	97
	50	99	18	15	66
	51	275	105	65	105
	52	199	65	38	96
	53	181	38	29	114

PROPOSAL NUMBER TWO  
COUNTY PROPOSITION NUMBER ONE  
TAXPAYER PROTECTION ACT OF 2007  
DETAIL

LEGISLATIVE DISTRICT OR TOWN	ELECTION DISTRICT	TOTAL VOTERS	YES	NO	BLANK AND VOID
Irondequoit					
	54	61	22	11	28
	55	209	74	55	80
	56	197	64	52	81
	57	305	72	62	171
	58	212	63	46	103
	59	193	66	45	82
	60	221	82	43	96
	61	277	110	55	112
	62	240	109	44	87
	63	164	57	31	76
	64	116	52	20	44
	65	127	36	17	74
	66	57	20	4	33
	67	189	56	29	104
	68	194	55	39	100
	69	70	10	10	50
	70	72	33	11	28
	71/72	67	20	9	38
Irondequoit		13,676	4,822	2,780	6,074
Mendon					
	1	355	132	54	169
	2	314	92	58	164
	3	393	145	58	190
	4	283	93	56	134
	5	320	116	57	147
	6	318	125	59	134
	7	325	125	59	141
	8	131	47	28	56
	9	300	125	44	131
Mendon		2,739	1,000	473	1,266
Ogden					
	1	219	79	44	96
	2	224	77	48	99
	3	331	136	55	140
	4	176	81	31	64
	5	232	96	47	89
	6	203	67	34	102
	7	139	50	33	56
	8	189	81	28	80
	9	225	72	34	119
	10	155	81	22	52
	11	164	61	32	71
	12	217	78	42	97
	13	197	62	33	102

PROPOSAL NUMBER TWO  
COUNTY PROPOSITION NUMBER ONE  
TAXPAYER PROTECTION ACT OF 2007  
DETAIL

LEGISLATIVE DISTRICT OR TOWN	ELECTION DISTRICT	TOTAL VOTERS	YES	NO	BLANK AND VOID
Ogden					
	14	148	61	24	63
	15	249	79	40	130
	16	143	62	21	60
	17	174	49	27	98
	18	173	56	25	92
	19	233	95	51	87
	20	228	93	49	86
Ogden		4,019	1,516	720	1,783
Parma					
	1	273	82	53	138
	2	280	90	48	142
	3	185	66	30	89
	4	253	92	33	128
	5	197	81	34	82
	6	110	42	24	44
	7	236	82	40	114
	8	392	149	51	192
	9	241	90	48	103
	10	238	90	42	106
	11	220	100	41	79
	12	195	66	26	103
	13	364	131	62	171
	14	178	70	27	81
	15	240	96	42	102
Parma		3,602	1,327	601	1,674
Penfield					
	1	88	34	22	32
	2	201	79	43	79
	3	174	69	31	74
	4	215	72	55	88
	5	203	70	58	75
	6	158	70	20	68
	7	237	95	50	92
	8	159	53	24	82
	9	282	105	75	102
	10	186	61	35	90
	11	136	52	20	64
	12	221	99	51	71
	13	258	81	45	132
	14	212	85	50	77
	15	240	97	37	106
	16	111	45	28	38
	17	201	94	51	56
	18	161	81	36	44

PROPOSAL NUMBER TWO  
COUNTY PROPOSITION NUMBER ONE  
TAXPAYER PROTECTION ACT OF 2007  
DETAIL

LEGISLATIVE DISTRICT OR TOWN	ELECTION DISTRICT	TOTAL VOTERS	YES	NO	BLANK AND VOID
Penfield					
	19	280	89	58	133
	20	229	83	47	99
	21	213	81	44	88
	22	179	59	53	67
	23	257	115	50	92
	24	254	121	43	90
	25	178	69	31	78
	26	144	50	29	65
	27	241	105	48	88
	28	147	64	20	63
	29	220	85	40	95
	30	262	107	50	105
	31	119	48	30	41
	32	155	59	32	64
	33	214	90	47	77
	34	157	48	31	78
	35	205	83	39	83
	36	136	61	27	48
	37	237	85	40	112
	38	146	43	36	67
	39	101	46	18	37
	40	177	76	39	62
	41	119	50	20	49
	42	<u>129</u>	<u>53</u>	<u>17</u>	<u>59</u>
Penfield		<u>7,942</u>	<u>3,112</u>	<u>1,620</u>	<u>3,210</u>
Perinton					
	1	253	111	55	87
	2	208	78	42	88
	3	201	79	39	83
	4	194	66	39	89
	5	110	47	20	43
	6	231	68	57	106
	7	255	94	56	105
	8	196	84	39	73
	9	264	114	64	86
	10	218	100	46	72
	11	132	80	29	23
	12	180	71	39	70
	13	164	73	39	52
	14	234	100	42	92
	15	124	49	28	47
	16	156	70	42	44
	17	245	114	49	82
	18	198	83	46	69
	19	186	75	40	71
	20	204	80	58	66

PROPOSAL NUMBER TWO  
COUNTY PROPOSITION NUMBER ONE  
TAXPAYER PROTECTION ACT OF 2007  
DETAIL

LEGISLATIVE DISTRICT OR TOWN	ELECTION DISTRICT	TOTAL VOTERS	YES	NO	BLANK AND VOID
Perinton					
	21	201	73	35	93
	22	150	46	32	72
	23	197	95	43	59
	24	339	157	57	125
	25	176	57	41	78
	26	218	109	41	68
	27	162	74	32	56
	28	170	81	35	54
	29	113	47	25	41
	30	183	75	26	82
	31	243	102	51	90
	32	152	72	24	56
	33	210	98	42	70
	34	237	94	50	93
	35	147	79	21	47
	36	102	45	20	37
	37	198	101	39	58
	38	295	110	41	144
	39	212	100	31	81
	40	118	53	27	38
	41	116	46	35	35
	42	161	64	23	74
	43	344	156	81	107
	44	162	63	33	66
	45	305	146	48	111
	46	104	44	21	39
	47	166	69	30	67
	48	127	74	37	16
	49	144	63	27	54
	50	50	13	7	30
	51	170	62	27	81
	52	190	72	37	81
	53	163	76	33	54
	54	267	119	58	90
	55	190	75	44	71
	56	188	70	32	86
Perinton		10,623	4,516	2,155	3,952
Pittsford					
	1	264	78	33	153
	2	234	77	41	116
	3	420	145	85	190
	4	271	114	50	107
	5	221	80	41	100
	6	190	57	31	102
	7	118	41	31	46
	8	259	88	63	108

PROPOSAL NUMBER TWO  
COUNTY PROPOSITION NUMBER ONE  
TAXPAYER PROTECTION ACT OF 2007  
DETAIL

LEGISLATIVE DISTRICT OR TOWN	ELECTION DISTRICT	TOTAL VOTERS	YES	NO	BLANK AND VOID
Pittsford					
	9	301	110	67	124
	10	161	68	26	67
	11	248	105	56	87
	12	214	93	49	72
	13	211	88	41	82
	14	316	136	63	117
	15	117	51	23	43
	16	193	84	38	71
	17	271	103	56	112
	18	217	70	43	104
	19	200	80	49	71
	20	273	96	70	107
	21	242	133	62	47
	22	277	110	48	119
	23	230	89	54	87
	24	265	96	66	103
	25	324	115	75	134
	26	256	120	71	65
	27	211	86	32	93
	28	211	84	37	90
	29	241	100	39	102
	30	206	69	39	98
	31	216	91	38	87
	32	267	78	62	127
	33	220	82	38	100
	34	133	54	27	52
Pittsford		7,998	3,071	1,644	3,283
Riga					
	1	245	99	49	97
	2	186	84	37	65
	3	161	51	36	74
	4	213	77	42	94
	5	183	62	29	92
	6	151	52	31	68
Riga		1,139	425	224	490
Rush					
	1	287	94	59	134
	2	222	84	50	88
	3	308	103	71	134
	4	249	75	48	126
Rush		1,066	356	228	482
Sweden					
	1	228	59	45	124

PROPOSAL NUMBER TWO  
COUNTY PROPOSITION NUMBER ONE  
TAXPAYER PROTECTION ACT OF 2007  
DETAIL

LEGISLATIVE DISTRICT OR TOWN	ELECTION DISTRICT	TOTAL VOTERS	YES	NO	BLANK AND VOID
Sweden					
	2	111	31	26	54
	3	290	92	42	156
	4	288	116	59	113
	5	90	21	17	52
	6	243	89	30	124
	7	264	100	36	128
	8	152	51	27	74
	9	139	42	22	75
	10	282	89	52	141
	11	69	23	9	37
	12	153	63	19	71
Sweden		2,309	776	384	1,149
Webster					
	1	317	105	71	141
	2	213	71	44	98
	3	233	75	56	102
	4	154	53	22	79
	5	258	115	44	99
	6	180	67	39	74
	7	243	90	49	104
	8	210	86	51	73
	9	327	117	84	126
	10	328	148	56	124
	11	173	58	33	82
	12	287	103	78	106
	13	246	98	48	100
	14	263	93	50	120
	15	150	64	31	55
	16	175	76	21	78
	17	197	88	32	77
	18	160	62	39	59
	19	344	121	61	162
	20	295	118	62	115
	21	246	110	59	77
	22	224	63	47	114
	23	246	101	49	96
	24	534	189	95	250
	25	207	52	42	113
	26	139	60	34	45
	27	223	78	39	106
	28	216	82	29	105
	29	175	70	32	73
	30	148	40	24	84
	31	277	96	53	128
	32	242	88	45	109
	33	270	111	65	94



PROPOSAL NUMBER TWO  
COUNTY PROPOSITION NUMBER ONE  
TAXPAYER PROTECTION ACT OF 2007  
DETAIL

LEGISLATIVE DISTRICT OR TOWN	ELECTION DISTRICT	TOTAL VOTERS	YES	NO	BLANK AND VOID
Webster					
	34	141	53	41	47
	35	153	61	32	60
	36	233	108	39	86
	37	270	97	49	124
	38	299	102	55	142
	39	225	76	67	82
	40	352	116	64	172
	41	250	102	39	109
	42	242	88	53	101
	43	138	49	27	62
Webster		10,203	3,800	2,050	4,353
Wheatland					
	1	166	69	32	65
	2	176	93	43	40
	3	205	81	47	77
	4	150	69	40	41
	5	149	60	38	51
Wheatland		846	372	200	274
TOWNS		112,753	41,375	22,473	48,905
GRAND TOTAL:		132,973	46,652	26,067	60,254

VOTER TURNOUT  
2007 GENERAL ELECTION  
SUMMARY

LEGISLATIVE DISTRICT OR TOWN	<u>VOTERS ELIGIBLE</u>	<u>VOTED</u>	<u>PERCENT TURNOUT</u>
Leg. Dist. 06	2,870	945	32.9
Leg. Dist. 07	1,456	524	36.0
Leg. Dist. 21	11,652	2,715	23.3
Leg. Dist. 22	8,283	1,072	12.9
Leg. Dist. 23	11,114	3,309	29.8
Leg. Dist. 24	6,539	2,089	31.9
Leg. Dist. 25	8,788	1,813	20.6
Leg. Dist. 26	6,301	1,612	25.6
Leg. Dist. 27	11,972	2,578	21.5
Leg. Dist. 28	8,438	1,633	19.4
Leg. Dist. 29	10,028	1,930	19.2
CITY	<u>87,441</u>	<u>20,220</u>	<u>23.1</u>
Brighton	21,415	7,800	36.4
Chili	17,763	6,122	34.5
Clarkson	3,593	1,316	36.6
East Rochester	3,586	1,674	46.7
Gates	17,164	6,269	36.5
Greece	58,719	15,072	25.7
Hamlin	5,020	1,817	36.2
Henrietta	19,723	6,521	33.1
Irondequoit	33,083	13,676	41.3
Mendon	5,924	2,739	46.2
Ogden	11,751	4,019	34.2
Parma	9,692	3,602	37.2
Penfield	23,275	7,942	34.1
Perinton	31,330	10,623	33.9
Pittsford	18,518	7,998	43.2
Riga	3,624	1,139	31.4
Rush	2,414	1,066	44.2
Sweden	6,012	2,309	38.4
Webster	26,567	10,203	38.4
Wheatland	3,087	846	27.4
TOWNS	<u>322,260</u>	<u>112,753</u>	<u>35.0</u>
GRAND TOTAL:	<u><u>409,701</u></u>	<u><u>132,973</u></u>	<u><u>32.5</u></u>

VOTER TURNOUT  
2007 GENERAL ELECTION  
DETAIL

<u>LEGISLATIVE DISTRICT OR TOWN</u>	<u>ELECTION DISTRICT</u>	<u>VOTERS ELIGIBLE</u>	<u>VOTED</u>	<u>PERCENT TURNOUT</u>
Leg. Dist. 06	1	678	240	35.4
	2	342	87	25.4
	3	443	139	31.4
	4	486	167	34.4
	5	445	160	36.0
	6	<u>476</u>	<u>152</u>	<u>31.9</u>
Leg. Dist. 06		2,870	945	32.9
Leg. Dist. 07	1	632	226	35.8
	2	446	171	38.3
	3	<u>378</u>	<u>127</u>	<u>33.6</u>
Leg. Dist. 07		1,456	524	36.0
Leg. Dist. 21	1	508	127	25.0
	2	388	129	33.2
	3	296	51	17.2
	4	330	71	21.5
	5/16	584	148	25.3
	6	427	117	27.4
	7	617	187	30.3
	8/28	223	63	28.3
	9	406	110	27.1
	10	505	191	37.8
	11/29-17	339	50	14.7
	12	527	143	27.1
	13	218	56	25.7
	14	587	207	35.3
	15	549	118	21.5
	17	534	93	17.4
	18	493	69	14.0
	19/30	233	29	12.4
	20	218	60	27.5
	21	496	88	17.7
	22	576	71	12.3
	23/32	428	62	14.5
	24	447	164	36.7
	25	462	80	17.3
	26	410	54	13.2
	27	273	48	17.6
	29	200	29	14.5
	31/34	194	44	22.7
	33	<u>184</u>	<u>56</u>	<u>30.4</u>
Leg. Dist. 21		11,652	2,715	23.3
Leg. Dist. 22	1	589	81	13.8
	2	204	15	7.4
	3	460	69	15.0
	4	252	19	7.5
	5	438	57	13.0
	6	326	39	12.0

VOTER TURNOUT  
2007 GENERAL ELECTION  
DETAIL

<u>LEGISLATIVE DISTRICT OR TOWN</u>	<u>ELECTION DISTRICT</u>	<u>VOTERS ELIGIBLE</u>	<u>VOTED</u>	<u>PERCENT TURNOUT</u>
Leg. Dist. 22	7	257	32	12.5
	8	366	59	16.1
	9	402	33	8.2
	10	322	39	12.1
	11	359	76	21.2
	12	342	34	9.9
	13	191	18	9.4
	14	431	67	15.5
	15	503	65	12.9
	16	237	27	11.4
	17	222	27	12.2
	18	214	31	14.5
	19	352	46	13.1
	20	419	59	14.1
	21	279	44	15.8
	22	540	64	11.9
	23	341	39	11.4
	24	237	32	13.5
Leg. Dist. 22		8,283	1,072	12.9
Leg. Dist. 23	1	217	61	28.1
	2	549	118	21.5
	3	315	71	22.5
	4	603	178	29.5
	5	508	83	16.3
	6	262	64	24.4
	7	455	114	25.1
	8	421	114	27.1
	9	264	88	33.3
	10	353	94	26.6
	11	402	132	32.8
	12	468	192	41.0
	13	365	100	27.4
	14	391	82	21.0
	15	292	50	17.1
	16	440	99	22.5
	17	520	170	32.7
	18	481	169	35.1
	19	441	131	29.7
	20	443	169	38.1
	21	404	153	37.9
	22	322	114	35.4
	23	227	52	22.9
	24	457	128	28.0
	25	551	235	42.6
	26	653	253	38.7
	27	310	95	30.6
Leg. Dist. 23		11,114	3,309	29.8
Leg. Dist. 24	1	472	191	40.5

VOTER TURNOUT  
2007 GENERAL ELECTION  
DETAIL

<u>LEGISLATIVE DISTRICT OR TOWN</u>	<u>ELECTION DISTRICT</u>	<u>VOTERS ELIGIBLE</u>	<u>VOTED</u>	<u>PERCENT TURNOUT</u>
Leg. Dist. 24	2	359	135	37.6
	3	420	155	36.9
	4	500	143	28.6
	5	521	155	29.8
	6	319	94	29.5
	7	264	85	32.2
	8	427	128	30.0
	9	290	101	34.8
	10	493	145	29.4
	11	286	77	26.9
	12	151	54	35.8
	13	442	116	26.2
	14	491	123	25.1
	15	552	200	36.2
	16	403	118	29.3
	17	149	69	46.3
Leg. Dist. 24		6,539	2,089	31.9
Leg. Dist. 25	1	513	124	24.2
	2	426	89	20.9
	3	544	130	23.9
	4	136	33	24.3
	5	405	50	12.3
	6	421	113	26.8
	7	521	58	11.1
	8	568	95	16.7
	9	317	60	18.9
	10	396	114	28.8
	11	436	51	11.7
	12	552	128	23.2
	13	508	89	17.5
	14/24	540	170	31.5
	15	369	55	14.9
	16/23	295	17	5.8
	17	300	47	15.7
	18	487	147	30.2
	19/21	254	79	31.1
	20	84	11	13.1
	22	298	74	24.8
	25	418	79	18.9
Leg. Dist. 25		8,788	1,813	20.6
Leg. Dist. 26	1/13	492	87	17.7
	2	213	38	17.8
	3	355	105	29.6
	4	367	140	38.1
	5	402	111	27.6
	7	439	111	25.3
	8	457	119	26.0
	9	472	147	31.1

VOTER TURNOUT  
2007 GENERAL ELECTION  
DETAIL

<u>LEGISLATIVE DISTRICT OR TOWN</u>	<u>ELECTION DISTRICT</u>	<u>VOTERS ELIGIBLE</u>	<u>VOTED</u>	<u>PERCENT TURNOUT</u>
Leg. Dist. 26	10	527	112	21.3
	11	456	113	24.8
	12	543	176	32.4
	14	497	103	20.7
	15	463	121	26.1
	16	613	126	20.6
	17	<u>5</u>	<u>3</u>	<u>60.0</u>
Leg. Dist. 26		6,301	1,612	25.6
Leg. Dist. 27	1	523	121	23.1
	2	509	122	24.0
	3	461	125	27.1
	4	547	135	24.7
	5	546	127	23.3
	6	576	90	15.6
	7	520	132	25.4
	8	576	88	15.3
	9	536	144	26.9
	10	457	131	28.7
	11	549	123	22.4
	12	464	84	18.1
	13	541	99	18.3
	14	372	91	24.5
	15	435	90	20.7
	16	504	120	23.8
	17	297	44	14.8
	18	445	65	14.6
	19	495	112	22.6
	20	388	71	18.3
	21	280	68	24.3
	22	599	152	25.4
	23	331	51	15.4
	27	485	114	23.5
	28	<u>536</u>	<u>79</u>	<u>14.7</u>
Leg. Dist. 27		11,972	2,578	21.5
Leg. Dist. 28	1	362	81	22.4
	2	489	106	21.7
	3	324	48	14.8
	4	549	99	18.0
	5	269	77	28.6
	6	353	86	24.4
	7	573	126	22.0
	8	480	138	28.8
	9	290	52	17.9
	10	283	60	21.2
	11	601	86	14.3
	12	285	49	17.2
	13/25	487	71	14.6
	14	586	51	8.7

VOTER TURNOUT  
2007 GENERAL ELECTION  
DETAIL

<u>LEGISLATIVE DISTRICT OR TOWN</u>	<u>ELECTION DISTRICT</u>	<u>VOTERS ELIGIBLE</u>	<u>VOTED</u>	<u>PERCENT TURNOUT</u>
Leg. Dist. 28	15	294	33	11.2
	16	338	84	24.9
	17	224	25	11.2
	18/19	569	102	17.9
	21	280	95	33.9
	22	275	52	18.9
	23/24	<u>527</u>	<u>112</u>	<u>21.3</u>
Leg. Dist. 28		8,438	1,633	19.4
Leg. Dist. 29	1/2	279	30	10.8
	3	328	56	17.1
	4	516	104	20.2
	5/7	599	102	17.0
	6	399	81	20.3
	8	503	130	25.8
	9	398	74	18.6
	10	539	73	13.5
	11	344	88	25.6
	12	434	64	14.7
	13	532	68	12.8
	14	420	91	21.7
	15	477	50	10.5
	16	238	32	13.4
	18	342	99	28.9
	19	483	66	13.7
	20	657	95	14.5
	21	498	104	20.9
	22	201	86	42.8
	23	298	110	36.9
	24	552	90	16.3
	25	386	172	44.6
	26	405	45	11.1
	27	<u>200</u>	<u>20</u>	<u>10.0</u>
Leg. Dist. 29		10,028	1,930	19.2
CITY		<u>87,441</u>	<u>20,220</u>	<u>23.1</u>
Brighton	1	571	222	38.9
	2	416	129	31.0
	3	866	187	21.6
	4	450	181	40.2
	5	489	180	36.8
	6	664	251	37.8
	7	446	146	32.7
	8	509	183	36.0
	9	421	189	44.9
	10	527	188	35.7
	11	574	250	43.6
	12	599	267	44.6
	13	368	175	47.6

VOTER TURNOUT  
2007 GENERAL ELECTION  
DETAIL

<u>LEGISLATIVE DISTRICT OR TOWN</u>	<u>ELECTION DISTRICT</u>	<u>VOTERS ELIGIBLE</u>	<u>VOTED</u>	<u>PERCENT TURNOUT</u>
Brighton	14	359	84	23.4
	15	413	156	37.8
	16	363	141	38.8
	17	325	109	33.5
	18	449	174	38.8
	19	320	148	46.3
	20	342	89	26.0
	21	431	160	37.1
	22	522	192	36.8
	23	405	170	42.0
	24	528	258	48.9
	25	380	147	38.7
	26	431	156	36.2
	27	377	152	40.3
	28	606	240	39.6
	29	337	131	38.9
	30	830	343	41.3
	31	475	176	37.1
	32	500	217	43.4
	33	558	230	41.2
	34	471	173	36.7
	35	467	141	30.2
	36	383	85	22.2
	37	537	160	29.8
	38	531	181	34.1
	39	393	145	36.9
	40	796	273	34.3
	41	503	152	30.2
	42	146	66	45.2
	43	532	176	33.1
	44	258	59	22.9
	45	346	90	26.0
	46	<u>201</u>	<u>78</u>	<u>38.8</u>
Brighton		21,415	7,800	36.4
Chili	1	444	188	42.3
	2	651	300	46.1
	3/31	682	211	30.9
	4	463	105	22.7
	5	475	180	37.9
	6	541	216	39.9
	7	302	100	33.1
	8	488	184	37.7
	9	547	216	39.5
	10	390	148	37.9
	11	464	177	38.1
	12	587	150	25.6
	13	759	268	35.3
	14	557	201	36.1
	15	488	163	33.4
	16	666	270	40.5



VOTER TURNOUT  
2007 GENERAL ELECTION  
DETAIL

<u>LEGISLATIVE DISTRICT OR TOWN</u>	<u>ELECTION DISTRICT</u>	<u>VOTERS ELIGIBLE</u>	<u>VOTED</u>	<u>PERCENT TURNOUT</u>
Chili				
	17	1,071	477	44.5
	18	589	172	29.2
	19	455	204	44.8
	20	810	242	29.9
	21	404	176	43.6
	22	542	118	21.8
	23	454	141	31.1
	24	1,085	302	27.8
	25	472	120	25.4
	26	732	217	29.6
	27	537	183	34.1
	28	453	136	30.0
	29	374	143	38.2
	30	358	78	21.8
	32	438	145	33.1
	33	485	191	39.4
Chili		17,763	6,122	34.5
Clarkson				
	1	663	227	34.2
	2	554	200	36.1
	3	558	242	43.4
	4	799	280	35.0
	5	586	200	34.1
	6	433	167	38.6
Clarkson		3,593	1,316	36.6
East Rochester				
	1	662	289	43.7
	2	528	258	48.9
	3	472	281	59.5
	4	499	226	45.3
	5	446	194	43.5
	6	445	189	42.5
	7	534	237	44.4
East Rochester		3,586	1,674	46.7
Gates				
	1	358	122	34.1
	2	496	188	37.9
	3	492	121	24.6
	4	531	195	36.7
	5	516	279	54.1
	6	556	196	35.3
	7	885	328	37.1
	8	387	170	43.9
	9	572	223	39.0
	10	272	127	46.7
	11	366	159	43.4
	12	361	123	34.1
	13	613	182	29.7
	14	439	166	37.8
	15	797	267	33.5

VOTER TURNOUT  
2007 GENERAL ELECTION  
DETAIL

<u>LEGISLATIVE DISTRICT OR TOWN</u>	<u>ELECTION DISTRICT</u>	<u>VOTERS ELIGIBLE</u>	<u>VOTED</u>	<u>PERCENT TURNOUT</u>
Gates	16	446	171	38.3
	17	517	154	29.8
	18	592	173	29.2
	19	455	200	44.0
	20	492	195	39.6
	21	484	196	40.5
	22	412	152	36.9
	23	452	183	40.5
	24	652	185	28.4
	25	440	165	37.5
	26	590	212	35.9
	27	654	196	30.0
	28	439	156	35.5
	29	541	179	33.1
	30	314	118	37.6
	31	412	160	38.8
	32	534	275	51.5
	33	277	89	32.1
	34	456	137	30.0
	35	<u>364</u>	<u>127</u>	<u>34.9</u>
Gates		17,164	6,269	36.5
Greece	1	447	133	29.8
	2	543	150	27.6
	3	490	127	25.9
	4	404	106	26.2
	5	408	132	32.4
	6	427	129	30.2
	7	572	157	27.4
	8	535	163	30.5
	9	520	152	29.2
	10	505	145	28.7
	11	304	75	24.7
	12	354	98	27.7
	13	433	128	29.6
	14	426	85	20.0
	15	436	90	20.6
	16	343	108	31.5
	17	617	152	24.6
	18	570	159	27.9
	19	473	145	30.7
	20	534	139	26.0
	21	453	143	31.6
	22	393	122	31.0
	23	747	295	39.5
	24	637	170	26.7
	25	539	160	29.7
	26	438	163	37.2
	27	714	141	19.7
	28	667	128	19.2
	29	503	135	26.8

VOTER TURNOUT  
2007 GENERAL ELECTION  
DETAIL

<u>LEGISLATIVE DISTRICT OR TOWN</u>	<u>ELECTION DISTRICT</u>	<u>VOTERS ELIGIBLE</u>	<u>VOTED</u>	<u>PERCENT TURNOUT</u>
Greece				
	30	383	123	32.1
	31	424	176	41.5
	32	598	124	20.7
	33	653	107	16.4
	34	526	165	31.4
	35	498	186	37.3
	36	609	154	25.3
	37	390	96	24.6
	38	627	191	30.5
	39	341	85	24.9
	40	435	151	34.7
	41	564	208	36.9
	42	512	121	23.6
	43	469	124	26.4
	44	700	176	25.1
	45	756	159	21.0
	46	384	102	26.6
	47	487	185	38.0
	48	417	129	30.9
	49	367	105	28.6
	50	525	133	25.3
	51	321	86	26.8
	52	681	155	22.8
	53	541	97	17.9
	54	613	147	24.0
	55	428	129	30.1
	56	621	167	26.9
	57	524	124	23.7
	58	672	152	22.6
	59	529	97	18.3
	60	478	102	21.3
	61	567	130	22.9
	62	701	148	21.1
	63	625	193	30.9
	64	460	104	22.6
	65	496	209	42.1
	66	348	76	21.8
	67	453	128	28.3
	68	579	165	28.5
	69	365	111	30.4
	70	835	198	23.7
	71	637	182	28.6
	72	610	155	25.4
	73	393	87	22.1
	74	500	101	20.2
	75	471	104	22.1
	76	387	115	29.7
	77	582	173	29.7
	78	413	133	32.2
	79	735	157	21.4
	80	666	163	24.5

VOTER TURNOUT  
2007 GENERAL ELECTION  
DETAIL

<u>LEGISLATIVE DISTRICT OR TOWN</u>	<u>ELECTION DISTRICT</u>	<u>VOTERS ELIGIBLE</u>	<u>VOTED</u>	<u>PERCENT TURNOUT</u>
Greece	81	366	109	29.8
	82	543	82	15.1
	83	433	82	18.9
	84	645	170	26.4
	85	693	115	16.6
	86	690	225	32.6
	87	481	135	28.1
	88	530	107	20.2
	89	469	118	25.2
	90	637	127	19.9
	91	884	233	26.4
	92	846	168	19.9
	93	787	215	27.3
	94	553	124	22.4
	95	462	77	16.7
	96	678	133	19.6
	97	837	278	33.2
	98	739	157	21.2
	99	589	155	26.3
	100	766	161	21.0
	101	409	82	20.0
	102	821	121	14.7
	103	631	132	20.9
	104	633	159	25.1
	105	408	95	23.3
	106	503	97	19.3
	107	377	87	23.1
	108	320	85	26.6
	109	661	125	18.9
Greece		58,719	15,072	25.7
Hamlin	1	548	150	27.4
	2	579	271	46.8
	3/11	523	166	31.7
	4	404	176	43.6
	5	505	149	29.5
	6	381	139	36.5
	7	670	244	36.4
	8	429	141	32.9
	9	368	119	32.3
	10	613	262	42.7
Hamlin		5,020	1,817	36.2
Henrietta	1	666	256	38.4
	2	522	150	28.7
	3	359	87	24.2
	4	517	186	36.0
	5	548	204	37.2
	6	535	203	37.9
	7	450	182	40.4

VOTER TURNOUT  
2007 GENERAL ELECTION  
DETAIL

<u>LEGISLATIVE DISTRICT OR TOWN</u>	<u>ELECTION DISTRICT</u>	<u>VOTERS ELIGIBLE</u>	<u>VOTED</u>	<u>PERCENT TURNOUT</u>	
Henrietta	8	546	209	38.3	
	9	479	117	24.4	
	10	543	175	32.2	
	11	531	167	31.5	
	12	486	188	38.7	
	13	591	148	25.0	
	14	430	138	32.1	
	15	580	205	35.3	
	16	420	136	32.4	
	17	566	217	38.3	
	18	623	195	31.3	
	19	516	144	27.9	
	20	581	175	30.1	
	21	395	178	45.1	
	22	684	265	38.7	
	23	511	142	27.8	
	24	552	206	37.3	
	25	456	219	48.0	
	26	901	268	29.7	
	27	747	262	35.1	
	28	619	217	35.1	
	29	878	204	23.2	
	30	1,009	301	29.8	
	31	382	116	30.4	
	32	610	248	40.7	
	33	423	122	28.8	
	34	403	111	27.5	
	35	664	180	27.1	
	Henrietta		19,723	6,521	33.1
	Irondequoit	1	587	216	36.8
		2	400	162	40.5
		3	639	253	39.6
		4	458	180	39.3
		5	489	170	34.8
		6	693	346	49.9
7		619	334	54.0	
8		502	227	45.2	
9		553	239	43.2	
10		466	246	52.8	
11		288	113	39.2	
12		440	145	33.0	
13		639	268	41.9	
14		636	293	46.1	
15		575	293	51.0	
16		600	276	46.0	
17		337	128	38.0	
18		533	237	44.5	
19		619	213	34.4	
20		415	192	46.3	
21		491	208	42.4	

VOTER TURNOUT  
2007 GENERAL ELECTION  
DETAIL

<u>LEGISLATIVE DISTRICT OR TOWN</u>	<u>ELECTION DISTRICT</u>	<u>VOTERS ELIGIBLE</u>	<u>VOTED</u>	<u>PERCENT TURNOUT</u>
Irondequoit	22	541	244	45.1
	23	456	201	44.1
	24	424	205	48.3
	25	538	207	38.5
	26	434	122	28.1
	27	300	146	48.7
	28	402	153	38.1
	29	432	145	33.6
	30	436	198	45.4
	31	455	200	44.0
	32	527	196	37.2
	33	370	171	46.2
	34	734	333	45.4
	35	337	127	37.7
	36	454	108	23.8
	37	463	192	41.5
	38	356	124	34.8
	39	304	95	31.3
	40	308	150	48.7
	41	510	211	41.4
	42	460	214	46.5
	43	411	139	33.8
	44	824	439	53.3
	45	403	183	45.4
	46	551	186	33.8
	47	192	87	45.3
	48	465	242	52.0
	49	433	194	44.8
	50	439	99	22.6
	51	548	275	50.2
	52	611	199	32.6
	53	472	181	38.3
	54	190	61	32.1
	55	552	209	37.9
	56	431	197	45.7
	57	689	305	44.3
	58	584	212	36.3
	59	474	193	40.7
	60	532	221	41.5
	61	587	277	47.2
	62	509	240	47.2
	63	396	164	41.4
	64	250	116	46.4
	65	375	127	33.9
	66	371	57	15.4
	67	417	189	45.3
	68	520	194	37.3
	69	278	70	25.2
	70	153	72	47.1
	71/72	206	67	32.5
Irondequoit		33,083	13,676	41.3

VOTER TURNOUT  
2007 GENERAL ELECTION  
DETAIL

<u>LEGISLATIVE DISTRICT OR TOWN</u>	<u>ELECTION DISTRICT</u>	<u>VOTERS ELIGIBLE</u>	<u>VOTED</u>	<u>PERCENT TURNOUT</u>
Mendon	1	843	355	42.1
	2	631	314	49.8
	3	752	393	52.3
	4	617	283	45.9
	5	710	320	45.1
	6	677	318	47.0
	7	763	325	42.6
	8	325	131	40.3
	9	606	300	49.5
Mendon		5,924	2,739	46.2
Ogden	1	523	219	41.9
	2	530	224	42.3
	3	761	331	43.5
	4	540	176	32.6
	5	533	232	43.5
	6	725	203	28.0
	7	342	139	40.6
	8	614	189	30.8
	9	537	225	41.9
	10	541	155	28.7
	11	554	164	29.6
	12	719	217	30.2
	13	561	197	35.1
	14	562	148	26.3
	15	751	249	33.2
	16	375	143	38.1
	17	535	174	32.5
	18	728	173	23.8
	19	668	233	34.9
	20	652	228	35.0
Ogden		11,751	4,019	34.2
Parma	1	632	273	43.2
	2	787	280	35.6
	3	568	185	32.6
	4	657	253	38.5
	5	452	197	43.6
	6	296	110	37.2
	7	607	236	38.9
	8	727	392	53.9
	9	674	241	35.8
	10	659	238	36.1
	11	640	220	34.4
	12	740	195	26.4
	13	960	364	37.9
	14	629	178	28.3
	15	664	240	36.1
Parma		9,692	3,602	37.2
Penfield				

VOTER TURNOUT  
2007 GENERAL ELECTION  
DETAIL

<u>LEGISLATIVE DISTRICT OR TOWN</u>	<u>ELECTION DISTRICT</u>	<u>VOTERS ELIGIBLE</u>	<u>VOTED</u>	<u>PERCENT TURNOUT</u>
Penfield	1	265	88	33.2
	2	571	201	35.2
	3	425	174	40.9
	4	628	215	34.2
	5	549	203	37.0
	6	520	158	30.4
	7	472	237	50.2
	8	543	159	29.3
	9	645	282	43.7
	10	445	186	41.8
	11	365	136	37.3
	12	565	221	39.1
	13	731	258	35.3
	14	708	212	29.9
	15	716	240	33.5
	16	268	111	41.4
	17	605	201	33.2
	18	386	161	41.7
	19	771	280	36.3
	20	686	229	33.4
	21	665	213	32.0
	22	534	179	33.5
	23	759	257	33.9
	24	741	254	34.3
	25	505	178	35.2
	26	385	144	37.4
	27	620	241	38.9
	28	542	147	27.1
	29	795	220	27.7
	30	779	262	33.6
	31	398	119	29.9
	32	396	155	39.1
	33	520	214	41.2
	34	548	157	28.6
	35	667	205	30.7
	36	559	136	24.3
	37	767	237	30.9
	38	410	146	35.6
	39	414	101	24.4
	40	582	177	30.4
	41	375	119	31.7
	42	450	129	28.7
Penfield		<u>23,275</u>	<u>7,942</u>	<u>34.1</u>
Perinton	1	764	253	33.1
	2	681	208	30.5
	3	481	201	41.8
	4	478	194	40.6
	5	339	110	32.4
	6	485	231	47.6
	7	596	255	42.8



VOTER TURNOUT  
2007 GENERAL ELECTION  
DETAIL

<u>LEGISLATIVE DISTRICT OR TOWN</u>	<u>ELECTION DISTRICT</u>	<u>VOTERS ELIGIBLE</u>	<u>VOTED</u>	<u>PERCENT TURNOUT</u>
Perinton	8	563	196	34.8
	9	741	264	35.6
	10	652	218	33.4
	11	422	132	31.3
	12	500	180	36.0
	13	464	164	35.3
	14	536	234	43.7
	15	583	124	21.3
	16	438	156	35.6
	17	563	245	43.5
	18	521	198	38.0
	19	508	186	36.6
	20	531	204	38.4
	21	635	201	31.7
	22	391	150	38.4
	23	576	197	34.2
	24	929	339	36.5
	25	408	176	43.1
	26	602	218	36.2
	27	430	162	37.7
	28	451	170	37.7
	29	338	113	33.4
	30	593	183	30.9
	31	696	243	34.9
	32	502	152	30.3
	33	573	210	36.6
	34	660	237	35.9
	35	514	147	28.6
	36	410	102	24.9
	37	556	198	35.6
	38	734	295	40.2
	39	688	212	30.8
	40	408	118	28.9
	41	360	116	32.2
	42	581	161	27.7
	43	905	344	38.0
	44	481	162	33.7
	45	998	305	30.6
	46	332	104	31.3
	47	613	166	27.1
	48	474	127	26.8
	49	480	144	30.0
	50	281	50	17.8
	51	614	170	27.7
	52	631	190	30.1
	53	468	163	34.8
	54	939	267	28.4
	55	507	190	37.5
	56	726	188	25.9
Perinton		31,330	10,623	33.9
Pittsford				

VOTER TURNOUT  
2007 GENERAL ELECTION  
DETAIL

<u>LEGISLATIVE DISTRICT OR TOWN</u>	<u>ELECTION DISTRICT</u>	<u>VOTERS ELIGIBLE</u>	<u>VOTED</u>	<u>PERCENT TURNOUT</u>
Pittsford	1	463	264	57.0
	2	469	234	49.9
	3	739	420	56.8
	4	650	271	41.7
	5	428	221	51.6
	6	366	190	51.9
	7	267	118	44.2
	8	550	259	47.1
	9	590	301	51.0
	10	637	161	25.3
	11	497	248	49.9
	12	528	214	40.5
	13	384	211	54.9
	14	648	316	48.8
	15	456	117	25.7
	16	438	193	44.1
	17	710	271	38.2
	18	564	217	38.5
	19	346	200	57.8
	20	538	273	50.7
	21	615	242	39.3
	22	624	277	44.4
	23	497	230	46.3
	24	665	265	39.8
	25	686	324	47.2
	26	546	256	46.9
	27	507	211	41.6
	28	496	211	42.5
	29	530	241	45.5
	30	485	206	42.5
	31	684	216	31.6
	32	539	267	49.5
	33	760	220	28.9
	34	616	133	21.6
Pittsford		18,518	7,998	43.2
Riga	1	819	245	29.9
	2	606	186	30.7
	3	472	161	34.1
	4	599	213	35.6
	5	564	183	32.4
	6	564	151	26.8
Riga		3,624	1,139	31.4
Rush	1	658	287	43.6
	2	468	222	47.4
	3	636	308	48.4
	4	652	249	38.2
Rush		2,414	1,066	44.2
Sweden				

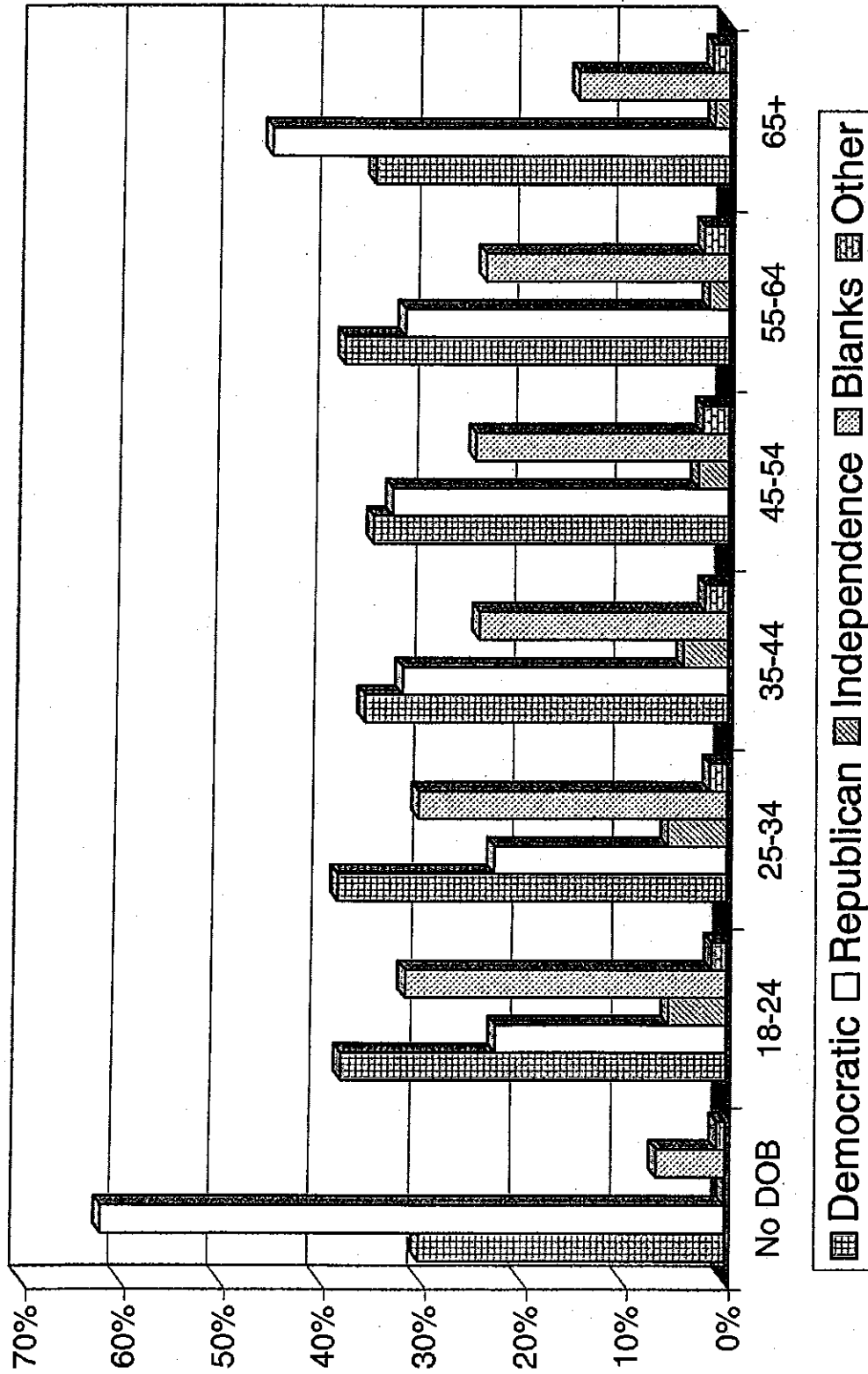
VOTER TURNOUT  
2007 GENERAL ELECTION  
DETAIL

<u>LEGISLATIVE DISTRICT OR TOWN</u>	<u>ELECTION DISTRICT</u>	<u>VOTERS ELIGIBLE</u>	<u>VOTED</u>	<u>PERCENT TURNOUT</u>
Sweden	1	583	228	39.1
	2	354	111	31.4
	3	667	290	43.5
	4	780	288	36.9
	5	163	90	55.2
	6	548	243	44.3
	7	562	264	47.0
	8	475	152	32.0
	9	432	139	32.2
	10	737	282	38.3
	11	217	69	31.8
	12	494	153	31.0
Sweden		<u>6,012</u>	<u>2,309</u>	<u>38.4</u>
Webster	1	565	317	56.1
	2	723	213	29.5
	3	539	233	43.2
	4	378	154	40.7
	5	637	258	40.5
	6	611	180	29.5
	7	670	243	36.3
	8	525	210	40.0
	9	758	327	43.1
	10	848	328	38.7
	11	560	173	30.9
	12	718	287	40.0
	13	503	246	48.9
	14	509	263	51.7
	15	424	150	35.4
	16	740	175	23.6
	17	523	197	37.7
	18	445	160	36.0
	19	858	344	40.1
	20	751	295	39.3
	21	768	246	32.0
	22	647	224	34.6
	23	542	246	45.4
	24	1,214	534	44.0
	25	632	207	32.8
	26	631	139	22.0
	27	491	223	45.4
	28	551	216	39.2
	29	391	175	44.8
	30	450	148	32.9
	31	721	277	38.4
	32	615	242	39.3
	33	605	270	44.6
	34	363	141	38.8
	35	387	153	39.5
	36	583	233	40.0
	37	864	270	31.3

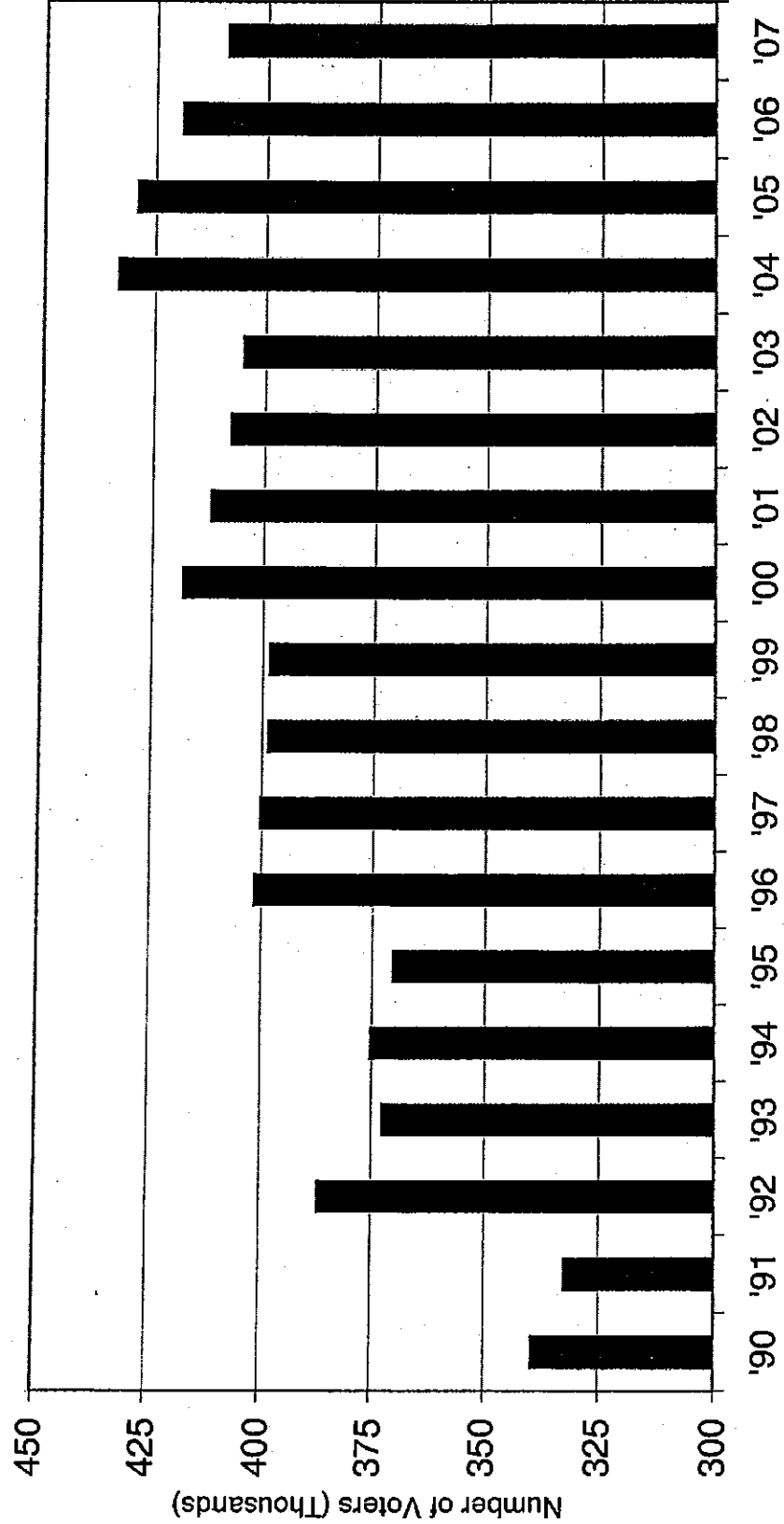
VOTER TURNOUT  
2007 GENERAL ELECTION  
DETAIL

<u>LEGISLATIVE DISTRICT OR TOWN</u>	<u>ELECTION DISTRICT</u>	<u>VOTERS ELIGIBLE</u>	<u>VOTED</u>	<u>PERCENT TURNOUT</u>
Webster				
	38	804	299	37.2
	39	528	225	42.6
	40	858	352	41.0
	41	636	250	39.3
	42	537	242	45.1
	43	<u>464</u>	<u>138</u>	<u>29.7</u>
Webster		<u>26,567</u>	<u>10,203</u>	<u>38.4</u>
Wheatland				
	1	569	166	29.2
	2	561	176	31.4
	3	732	205	28.0
	4	583	150	25.7
	5	<u>642</u>	<u>149</u>	<u>23.2</u>
Wheatland		<u>3,087</u>	<u>846</u>	<u>27.4</u>
TOWNS		<u>322,260</u>	<u>112,753</u>	<u>35.0</u>
GRAND TOTAL:		<u><u>409,701</u></u>	<u><u>132,973</u></u>	<u><u>32.5</u></u>

# PARTY ENROLLMENT BY AGE

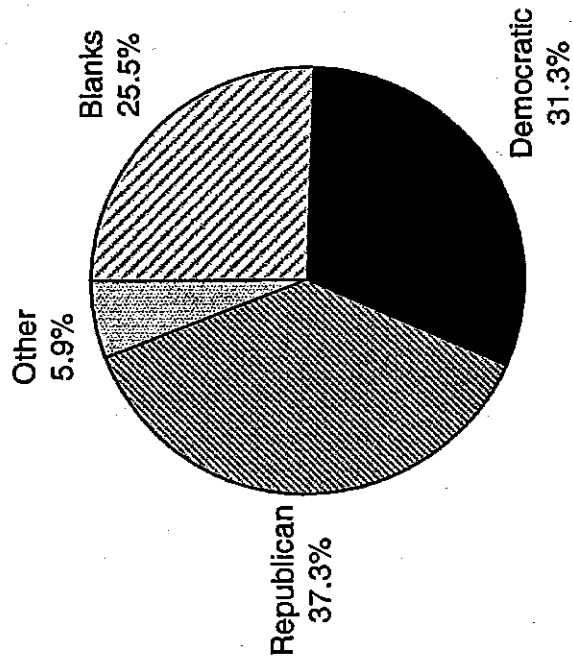


# Voter Registration for 1990-2007 General Elections

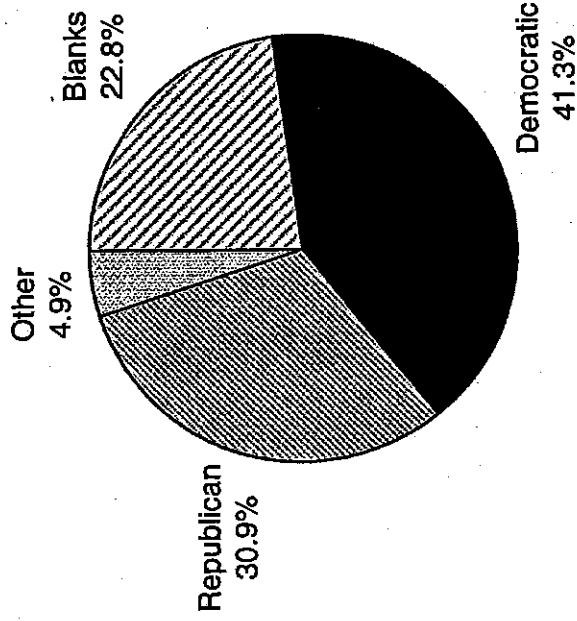


# PROFILE OF PARTY ENROLLMENTS

By Gender



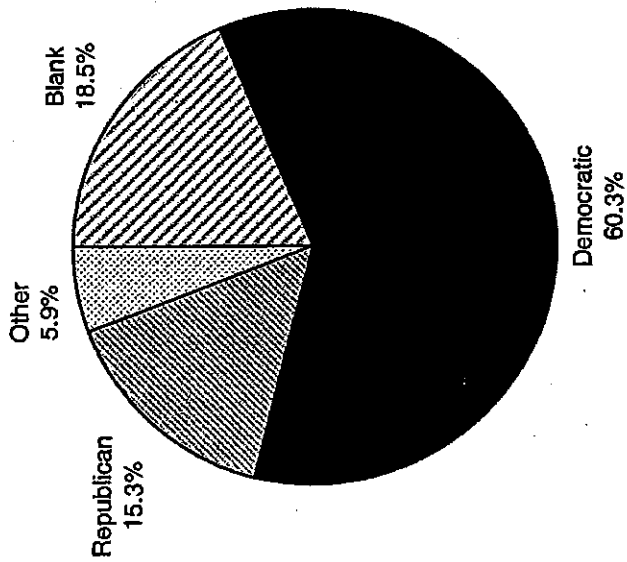
Male



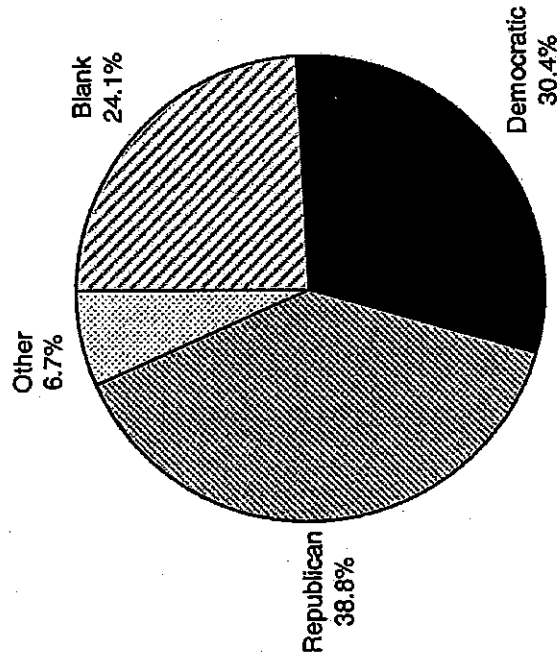
Female

# PROFILE OF PARTY ENROLLMENTS

By Location



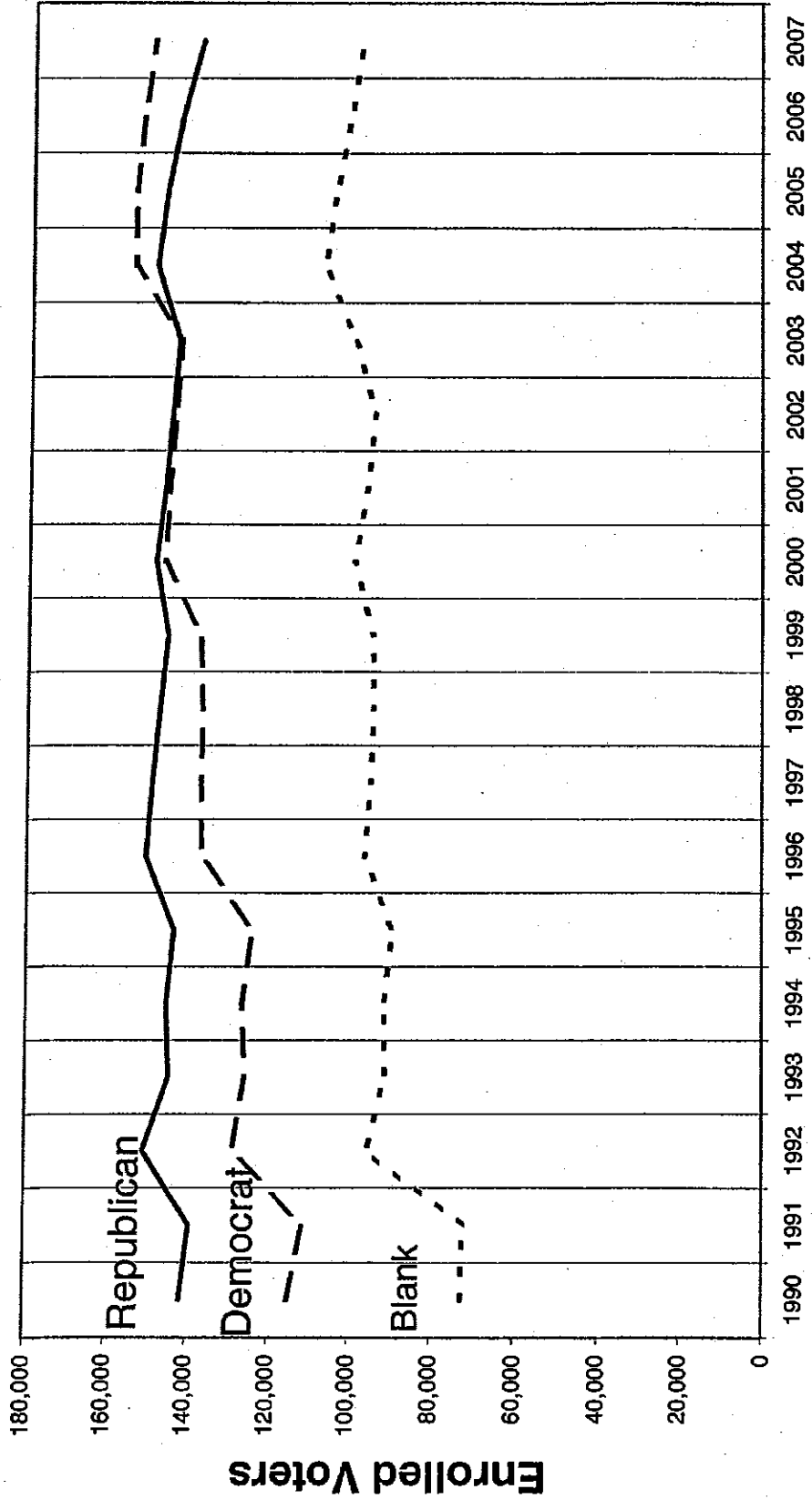
CITY



TOWNS

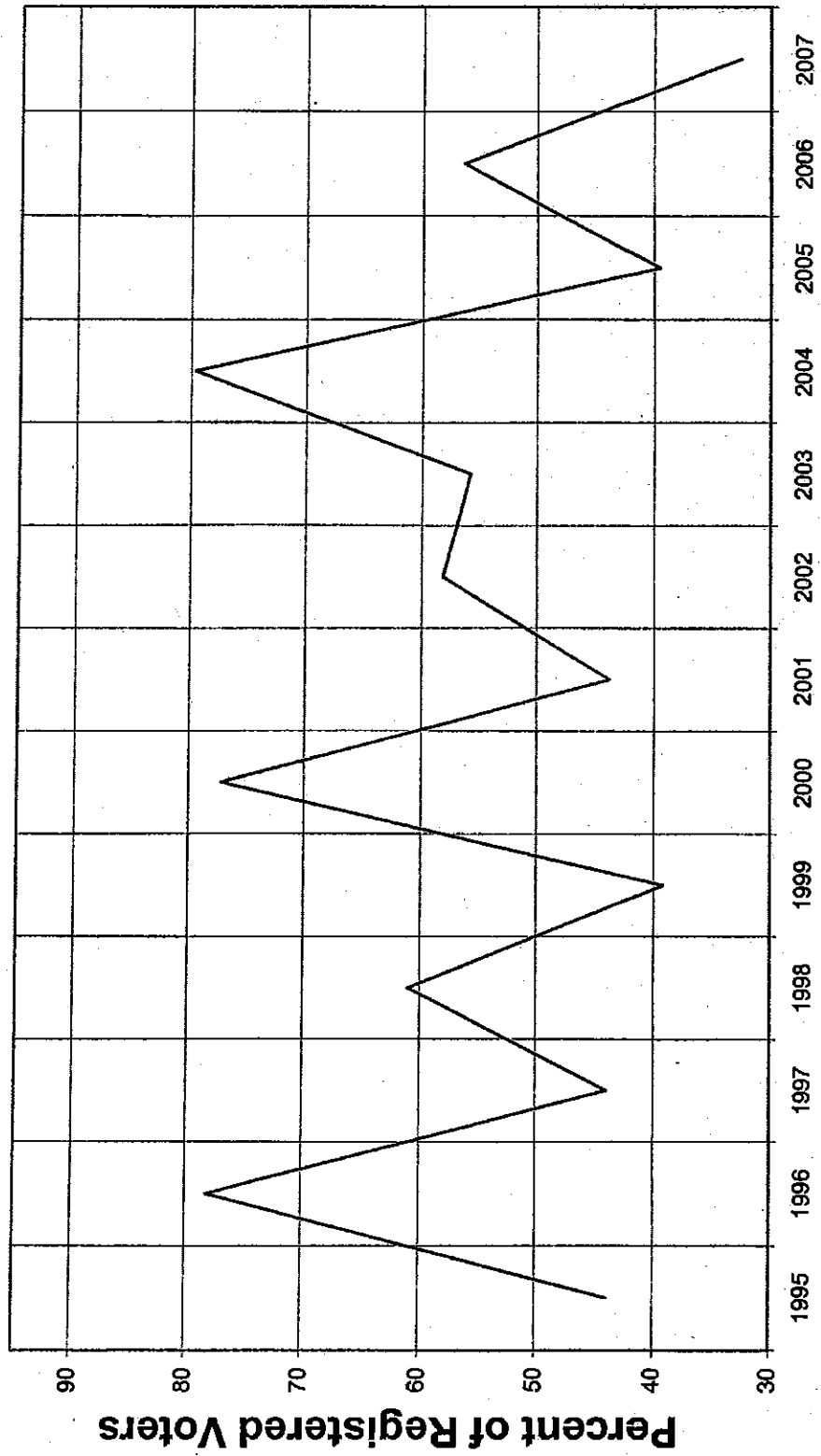


# Party Enrollment Trends



Fall Enrollment

# Voter Turnout for General Election 1995 Through 2007



## VOTER TURNOUT HISTORY

Year	Registered Voters	Number Voting	Turnout
2007	409,701	132,973	32.5%
2006	419,368	236,477	56.4%
2005	428,643	169,183	39.5%
2004	433,210	344,860	79.6%
2003	405,192	226,044	55.8%
2002	407,664	236,691	58.1%
2001	411,870	180,140	43.7%
2000	418,041	322,394	77.1%
1999	398,605	156,007	39.1%
1998	398,749	243,338	61.0%
1997	400,304	175,945	44.0%
1996	401,311	313,531	78.1%
1995	370,380	162,805	44.0%
1994	375,974	260,831	69.4%
1993	372,647	171,732	46.1%
1992	386,447	344,009	89.0%
1991	332,460	236,403	71.1%
1990	339,430	226,634	66.8%
1989	347,479	184,047	53.0%
1988	370,663	314,046	84.7%
1987	329,156	215,370	65.4%
1986	339,971	230,498	67.8%
1985	353,149	154,123	43.6%
1984	380,186	320,191	84.2%
1983	348,622	225,376	64.6%
1982	340,165	256,092	75.3%
1981	329,075	194,989	59.3%
1980	349,265	310,042	88.8%
1979	307,673	219,752	71.4%
1978	316,152	222,064	70.2%
1977	326,078	207,501	63.6%
1976	344,627	306,650	89.0%
1975	311,831	233,826	75.0%
1974	323,060	250,686	77.6%
1973	333,863	237,472	71.1%
1972	356,840	322,229	90.3%
1971	315,899	248,127	78.5%
1970	307,866	267,339	86.8%