



## MONROE COUNTY BOARD OF ELECTIONS

39 WEST MAIN STREET • ROCHESTER, NEW YORK 14614 • (585) 753-1550  
TTD# 753-1544

THOMAS F. FERRARESE  
*COMMISSIONER*

DAVID VAN VARICK  
*COMMISSIONER*

COLLEEN ANDERSON  
*DEPUTY COMMISSIONER*

DOUGLAS E. FRENCH  
*DEPUTY COMMISSIONER*

OFFICIAL CANVASS  
OF THE  
BOARD OF CANVASSERS  
OF THE  
COUNTY OF MONROE

[www.monroecounty.gov/elections](http://www.monroecounty.gov/elections)

IN RELATION TO THE VOTES GIVEN AT THE **VILLAGE ELECTIONS** HELD ON THE FIFTEENTH DAY OF MARCH, AND THE TWENTY FIRST DAY OF JUNE, THE **PRESIDENTIAL PRIMARY ELECTION** HELD ON THE NINETEENTH DAY OF APRIL, THE **STATE AND LOCAL PRIMARY ELECTION** HELD ON THE THIRTEENTH DAY OF SEPTEMBER AND THE **GENERAL ELECTION** HELD IN SAID COUNTY ON THE EIGHTH DAY OF NOVEMBER

2016

# CONTENTS

Canvass of Village Election Results.....	3
Canvass of September State/Local Primary Election Results.....	3
Canvass of General Election Results.....	13
Seventh Judicial District Results by County .....	18
Listing of Party Abbreviations Appearing in Canvass .....	19
Text of Ballot Proposals Submitted to Voters.....	19
Listing of Candidates for Presidential Elector.....	20
Party Enrollment Graph .....	23
<b>April 19, 2016 Presidential Primary Election Results:</b>	
Democrat – President of the United States – 25 <sup>th</sup> District .....	24
Democrat – President of the United States – 27 <sup>th</sup> District .....	35
Democrat – Delegate to the National Convention – 25 <sup>th</sup> District .....	36
Democrat – Delegate to the National Convention – 27 <sup>th</sup> District .....	64
Republican – President of the United States – 25 <sup>th</sup> District .....	66
Republican – President of the United States – 27 <sup>th</sup> District .....	78
<b>September 13, 2016 State/Local Primary Election Results:</b>	
Democratic – Member of Assembly – 138 <sup>th</sup> District .....	79
Democratic – County Court Judge.....	83
Republican – State Senator – 54 <sup>th</sup> District.....	94
Republican – Member of Assembly – 133 <sup>rd</sup> District .....	95
Republican – Member of Assembly – 138 <sup>th</sup> District .....	96
Conservative – Pittsford Town Justice .....	100
Working Families – State Senator – 61 <sup>st</sup> District .....	101
Working Families – Member of Assembly – 135 <sup>th</sup> District .....	104
Working Families – County Court Judge .....	107
Working Families – Pittsford Town Justice .....	127
Independence – Pittsford Town Justice .....	128
Reform – State Senator – 54 <sup>th</sup> District .....	129
Reform – State Senator – 61 <sup>st</sup> District .....	130
<b>November 8, 2016 General Election Results:</b>	
President and Vice-President of the United States.....	133
United States Senator .....	169
State Supreme Court Justice - 7 <sup>th</sup> Judicial District.....	200
Representative in Congress 25 <sup>th</sup> District .....	222
Representative in Congress 27 <sup>th</sup> District .....	253
State Senator 54 <sup>th</sup> District .....	254
State Senator 55 <sup>th</sup> District .....	255
State Senator 56 <sup>th</sup> District .....	264
State Senator 59 <sup>th</sup> District .....	273
State Senator 61 <sup>st</sup> District.....	274
State Senator 62 <sup>nd</sup> District.....	279

## CONTENTS

Member of Assembly 133 <sup>rd</sup> District .....	280
Member of Assembly 134 <sup>th</sup> District .....	283
Member of Assembly 135 <sup>th</sup> District .....	288
Member of Assembly 136 <sup>th</sup> District .....	293
Member of Assembly 137 <sup>th</sup> District .....	299
Member of Assembly 138 <sup>th</sup> District .....	304
Member of Assembly 139 <sup>th</sup> District .....	309
County Court Judge.....	310
Family Court Judge.....	345
County Clerk .....	380
City Court Judge.....	401
Brighton - Town Justice.....	408
Chili – Member of Town Council – 1 Year Term.....	409
Gates – Member of Town Council – 1 Year Term.....	410
Irondequoit – Town Supervisor – 1 Year Term .....	411
Irondequoit – Member of Town Council – 1 Year Term.....	413
Parma – Member of Town Council – 1 Year Term .....	415
Pittsford – Town Justice.....	416
Rush – Town Justice .....	417
Proposal Number One, Town of Parma Proposition Number One	
<i>Changing Position of Parma Town Highway Superintendent From Elected to Appointed</i> .....	418
Voter Turnout - 2016 General Election .....	419
Party Enrollment by Age .....	438
Voter Registration 1999 - 2016 .....	439
Party Enrollment by Gender .....	440
Party Enrollment by Location .....	441
Party Enrollment Trends .....	442
Voter Turnout General Elections 2004 – 2016.....	443
Voter Turnout History.....	444

We, Thomas F. Ferrarese and David Van Varick, Board of Elections of the County of Monroe, having canvassed the votes cast at the following elections, do hereby certify that the candidates listed below received the votes set opposite their names:

**CANVASS OF VILLAGE ELECTION RESULTS**

*March 15, 2016*

**HILTON VILLAGE TRUSTEE – 4 YEAR TERM**

People’s, James M. Gates .....	89 Votes
Family Values, Craig W. Burritt .....	124 Votes
Integrity, Richard E. Wilt.....	73 Votes

**SCOTTSVILLE VILLAGE TRUSTEE – 4 YEAR TERM**

Village Advocate, Rick Clark .....	24 Votes
Village Advocate, Jim Clark.....	25 Votes

**SCOTTSVILLE VILLAGE TRUSTEE – 2 YEAR TERM**

Village Advocate, Ruth Thompson.....	26 Votes
--------------------------------------	----------

*June 21, 2016*

**BROCKPORT VILLAGE TRUSTEE – 4 YEAR TERM**

Residents For A Better Community, Lyle Stirk .....	307 Votes
Residents For A Better Community, Sarah Hart.....	313 Votes
Revitalize Brockport, John D. LaPierre .....	374 Votes
Revitalize Brockport, William G. Andrews.....	362 Votes

**BROCKPORT VILLAGE TRUSTEE – 1 YEAR TERM**

Residents For A Better Community, Tim Barry .....	290 Votes
Revitalize Brockport, Annie Crane.....	389 Votes

**CANVASS OF PRIMARY ELECTION RESULTS**

*State/Local Primary, September 13, 2016*

**Democratic Party**

Member of Assembly – 138<sup>th</sup> District

Rachel A. Barnhart.....	2,368 Votes
Harry B. Bronson .....	2,905 Votes

County Court Judge

Melissa Barrett .....	8,703 Votes
Matthew D. Nafus .....	6,448 Votes

Member of County Committee (Vote for 4)  
21<sup>st</sup> Legislative District, 16<sup>th</sup> Election District

Joel E. Kunkler.....	1 Vote
Aaron Nesmith .....	3 Votes
John M. Page.....	1 Vote
Twanda G. McClary-Gray.....	6 Votes
Anthony D. Wilson .....	3 Votes
Pamela M. Lennon .....	2 Votes
Heriberto Cruzsein.....	3 Votes
Delia Hernandez-Payano.....	2 Votes

Member of County Committee (Vote for 4)  
21<sup>st</sup> Legislative District, 19<sup>th</sup> Election District

Khari S. Porchea .....	6 Votes
Collette Kettles.....	7 Votes
Gladys Pedraza-Burgos.....	10 Votes
Bobbie Elam.....	3 Votes
Victor V. Burgos .....	7 Votes
Jose A. Cruz .....	11 Votes
Sammie H. Elam .....	6 Votes

Member of County Committee (Vote for 4)  
21<sup>st</sup> Legislative District, 21<sup>st</sup> Election District

Marcos O. Cruz.....	7 Votes
Fozia Evans .....	7 Votes
Melanie M. Funchess .....	9 Votes
Victor M. Burgos .....	6 Votes
Sharon Cruzsein .....	5 Votes
Glenn W. Funchess .....	5 Votes
Samuel D. Evans .....	6 Votes
Christopher JD Williams .....	8 Votes

Member of County Committee (Vote for 4)  
21<sup>st</sup> Legislative District, 22<sup>nd</sup> Election District

Nicodemus L. Gambill .....	4 Votes
Wanda A. Ridgeway .....	15 Votes
Vanessa L. Grant.....	17 Votes
Chelise C. Manning .....	12 Votes
Wallace R. Smith .....	14 Votes
Janall Grant-McKnight .....	11 Votes
Jasmine M. Cordero.....	11 Votes
Wilmarie E. Velez-Feliciano .....	12 Votes

Member of County Committee (Vote for 4)  
 21<sup>st</sup> Legislative District, 25<sup>th</sup> Election District

Robert C. Moses.....	18 Votes
Precious P. Moses .....	21 Votes
Darshella M. Ivy.....	13 Votes
Shawanda M. Flagler .....	21 Votes
George H. Moses.....	22 Votes

Member of County Committee (Vote for 4)  
 21<sup>st</sup> Legislative District, 27<sup>th</sup> Election District

Almenia E. Nesmith.....	11 Votes
Robert Kettles .....	5 Votes
Anna M. Bolar-Jimmeson.....	5 Votes
Leotis T. Fitzpatrick.....	3 Votes
Michael B. Nesmith .....	7 Votes
Megan L. Roberts.....	7 Votes
John D. Nesmith, Jr.....	7 Votes
Louise Morales.....	14 Votes

Member of County Committee (Vote for 4)  
 25<sup>th</sup> Legislative District, 5<sup>th</sup> Election District

Linda M. Davis. ....	34 Votes
Debra A. Rucker .....	22 Votes
Jamie J. George.....	14 Votes
Akilah S. Moore.....	27 Votes
Belinda L. Frazier .....	29 Votes
Allen K. Williams .....	19 Votes

Member of County Committee (Vote for 4)  
 25<sup>th</sup> Legislative District, 8<sup>th</sup> Election District

Jansen L. Jones.....	25 Votes
Sarah Lee.....	30 Votes
Micah A. Parker .....	29 Votes
Najja M. Preston .....	24 Votes
Thorn J. Broadie.....	9 Votes
Robert A. Bond .....	9 Votes
Brooke C. Thomas .....	28 Votes

Member of County Committee (Vote for 4)  
25<sup>th</sup> Legislative District, 9<sup>th</sup> Election District

Naloni L. Sowell.....	6 Votes
Mia M. Parker.....	7 Votes
Brittany L. Hale.....	9 Votes
Nichole C. Adams.....	5 Votes
Leetha L. Wilson.....	6 Votes
Dorothy E. Miles.....	4 Votes
Dawn L. Richardson.....	7 Votes
Michael D. Poole.....	7 Votes

Member of County Committee (Vote for 4)  
25<sup>th</sup> Legislative District, 10<sup>th</sup> Election District

Tara Y. Wilson.....	41 Votes
Belladira Valverde-Calderon.....	24 Votes
Xavier A. Holiday.....	31 Votes
Mary L. Robinson.....	47 Votes
Edward Jones, Jr.....	26 Votes
Jovany E. Martinez.....	18 Votes
Fredricka O. Washington.....	26 Votes
Maryelizabeth Doucette.....	32 Votes

Member of County Committee (Vote for 4)  
25<sup>th</sup> Legislative District, 13<sup>th</sup> Election District

Calvin Lee.....	23 Votes
Rudo J. Ashton.....	14 Votes
Ronald D. Phelps.....	20 Votes
Bivette M. Stodghill.....	5 Votes
Katherine A. Matthews.....	20 Votes

Member of County Committee (Vote for 4)  
25<sup>th</sup> Legislative District, 22<sup>nd</sup> Election District

Eugene T. Cockrell.....	16 Votes
Wyreen Jones.....	17 Votes
Charles B. Leary.....	23 Votes
Wanda R. Jones.....	25 Votes
Ken Register.....	9 Votes
Wanda H. Parker.....	21 Votes

Member of County Committee (Vote for 4)  
26<sup>th</sup> Legislative District, 9<sup>th</sup> Election District

Jamila M. Smith.....	15 Votes
Paul Harkin.....	11 Votes
Jacklyn Ortiz.....	15 Votes
Theresa Smith.....	18 Votes
Francisco J. Olavarria, Sr.....	8 Votes
Ashiy S. Gilbes.....	11 Votes
Bernadette Weider.....	10 Votes
Shineque R. Boose.....	15 Votes

Member of County Committee (Vote for 4)  
26<sup>th</sup> Legislative District, 10<sup>th</sup> Election District

Simona S. Doyle .....	6 Votes
Gabrielle Joyner .....	5 Votes
LaShana D. Boose .....	7 Votes
Donna A. Williams .....	6 Votes
Molly L. McCauley .....	6 Votes

Member of County Committee (Vote for 4)  
27<sup>th</sup> Legislative District, 2<sup>nd</sup> Election District

Daryl McCuller, Jr. ....	39 Votes
Maurice D. Brooks .....	35 Votes
Alexis L. King .....	36 Votes
Precious S. Carter .....	32 Votes
Farai C. Ashton .....	16 Votes
Lester L. King .....	19 Votes
Kellie J. Miller .....	22 Votes
Jerald D. Drain .....	13 Votes

Member of County Committee (Vote for 4)  
27<sup>th</sup> Legislative District, 3<sup>rd</sup> Election District

William M. Rodriguez .....	22 Votes
Brian F. Curran .....	18 Votes
Ranita M. Hudson .....	18 Votes
Eric A. Rose .....	17 Votes
Donald Hardaway .....	18 Votes
Juanita Rodriguez .....	25 Votes

Member of County Committee (Vote for 4)  
27<sup>th</sup> Legislative District, 4<sup>th</sup> Election District

Leslie D. Green .....	58 Votes
Jurusha R. Jones .....	41 Votes
Linda S. Bolton .....	39 Votes
Adam C. McFadden .....	57 Votes
Taylor N. Bell .....	36 Votes
Devery D. Reid-Holmes .....	36 Votes

Member of County Committee (Vote for 4)  
27<sup>th</sup> Legislative District, 5<sup>th</sup> Election District

Nia S. Green .....	30 Votes
Theresa Harris .....	34 Votes
Zola B. Brown .....	36 Votes
Linda D. Cummings .....	30 Votes
Sheila A. Griffin .....	30 Votes
Tonya Y. Pierce .....	16 Votes
Jacqueline L. Borek .....	20 Votes
Znovia Nelson .....	18 Votes



Member of County Committee (Vote for 4)  
27<sup>th</sup> Legislative District, 7<sup>th</sup> Election District

Jack Wolsky.....	7 Votes
Gladys M. Wolsky .....	17 Votes
Lorenzo D. Williams.....	25 Votes
Gavin J. Barry .....	13 Votes
Cinnamon V. Nolley .....	19 Votes
Niambe A. Tomlinson.....	17 Votes

Member of County Committee (Vote for 4)  
27<sup>th</sup> Legislative District, 8<sup>th</sup> Election District

Sierra L. Strong.....	58 Votes
Rickey L. King.....	36 Votes
Shonique McCloud.....	49 Votes
Wayne Hart .....	33 Votes
Tamara S. Leigh.....	34 Votes
Kyle A. Louder.....	20 Votes
Beverly D. Usher.....	35 Votes
LaQuanna McCloud.....	46 Votes

Member of County Committee (Vote for 4)  
27<sup>th</sup> Legislative District, 9<sup>th</sup> Election District

Ruth E. Brooks-Ward.....	37 Votes
Cory J. Ward .....	30 Votes
Terry Y. Spiva.....	29 Votes
Roosevelt Ward, Jr.....	31 Votes
Emily C. Ward .....	35 Votes
Yaniz Luna.....	22 Votes

Member of County Committee (Vote for 4)  
27<sup>th</sup> Legislative District, 10<sup>th</sup> Election District

Selina Williams.....	26 Votes
James Waters, Jr. ....	26 Votes
John S. Zeppetella.....	13 Votes
Theresa L. Hall.....	29 Votes
Tina L. Cummings .....	23 Votes

Member of County Committee (Vote for 4)  
27<sup>th</sup> Legislative District, 13<sup>th</sup> Election District

Miriam Cortes.....	32 Votes
Morgan R. Bell.....	24 Votes
Larry Cheeks.....	23 Votes
Martha R. Nelson .....	29 Votes
Tracey D. Miller.....	40 Votes
Shirley M. Boone .....	30 Votes
Susan Golding.....	26 Votes

Member of County Committee (Vote for 4)  
27<sup>th</sup> Legislative District, 14<sup>th</sup> Election District

Lashay Harris.....	35 Votes
Rodney Brown.....	28 Votes
Essence C. Garner.....	24 Votes
Milton B. Harris.....	23 Votes
DeAnn L. Poole.....	7 Votes
Gloria J. Poole.....	11 Votes
Randy L. Charlton.....	4 Votes
Nathan W. Jones.....	14 Votes

Member of County Committee (Vote for 4)  
27<sup>th</sup> Legislative District, 15<sup>th</sup> Election District

Tracy A. Cooper.....	33 Votes
Betty A. Peterson.....	25 Votes
Annette Rouse.....	32 Votes
Constance L. Smith.....	34 Votes
Yvette D. Culbert.....	12 Votes
Demond L. Meeks.....	37 Votes
Jamayne L. Fleming.....	19 Votes

Member of County Committee (Vote for 4)  
27<sup>th</sup> Legislative District, 18<sup>th</sup> Election District

Lonise C. Kittles.....	11 Votes
Alicia Daniels.....	13 Votes
Ebony P. Dukes.....	9 Votes
Shirleen M. Morales.....	12 Votes
William L. Hedgebeth.....	3 Votes
Nahmese Bacot.....	7 Votes

Member of County Committee (Vote for 4)  
27<sup>th</sup> Legislative District, 19<sup>th</sup> Election District

Finesha J. Benjamin.....	33 Votes
Mary B. Adams.....	39 Votes
Damien L. Faison, Sr.....	36 Votes
Everett D. Daniels.....	34 Votes
Ricardo Adams.....	30 Votes
Anita R. Hatcher.....	38 Votes

Member of County Committee (Vote for 4)  
28<sup>th</sup> Legislative District, 3<sup>rd</sup> Election District

Tynicia N. Weathers.....	12 Votes
Calvin Bryant.....	5 Votes
Ladell D. Bryant.....	8 Votes
Najia L. Zayed.....	7 Votes
Ruthie L. McElroy.....	6 Votes
Charles C. Stetchna.....	5 Votes

Member of County Committee (Vote for 4)  
28<sup>th</sup> Legislative District, 4<sup>th</sup> Election District

Marco C. Altieri.....	8 Votes
Patricia A. Lucas.....	12 Votes
Evelyn S. Shepard.....	17 Votes
Hyacinth Jackson.....	10 Votes
Maureen E. Shepard.....	14 Votes

Member of County Committee (Vote for 4)  
28<sup>th</sup> Legislative District, 10<sup>th</sup> Election District

Anna A. Dumont.....	8 Votes
Maureen K. Murphy.....	11 Votes
Ryan C. Conrath.....	5 Votes
Crystal N. Collier.....	8 Votes
Tawana L. Green.....	10 Votes
Cheryl S. Williams.....	14 Votes

Member of County Committee (Vote for 4)  
28<sup>th</sup> Legislative District, 12<sup>th</sup> Election District

Kiyasha L. Goings.....	4 Votes
Courtney N. Nesmith.....	12 Votes
Timothy C. Piatt.....	8 Votes
Patrick T. Dutton.....	9 Votes
Cortney L. Harris.....	5 Votes
Gay L. Demos.....	3 Votes
Eva Colon.....	5 Votes

Member of County Committee (Vote for 4)  
28<sup>th</sup> Legislative District, 16<sup>th</sup> Election District

Tyra J. Barton.....	7 Votes
Darrell Laurant.....	2 Votes
Kimberly Yvonne McCray.....	8 Votes
Vanessa L. Burgos.....	3 Votes
Renita R. Graves.....	8 Votes
Carol M. Franklin.....	3 Votes

Member of County Committee (Vote for 4)  
28<sup>th</sup> Legislative District, 17<sup>th</sup> Election District

Michael L. Mason.....	1 Vote
Thomas M. Palumbo.....	1 Vote
Melvin T. Cunningham.....	1 Vote
Royce M. Entner.....	2 Votes
Charles M. Nesmith.....	2 Votes
Katrina Green.....	3 Votes

Member of County Committee (Vote for 4)  
28<sup>th</sup> Legislative District, 18<sup>th</sup> Election District

La Toya R. Campbell.....	10 Votes
Maureen M. Rockey.....	8 Votes
Yolanda P. Sayres.....	11 Votes
Kenneth C. Sayres.....	10 Votes
Michael B. O’Sullivan.....	4 Votes
Genna H. Saxe.....	4 Votes
Peter T. Saxe.....	1 Vote
Eric S. Lovett.....	5 Votes

Member of County Committee (Vote for 4)  
28<sup>th</sup> Legislative District, 20<sup>th</sup> Election District

Christina M. White.....	6 Votes
Hollee M. Recore.....	2 Votes
Crystal M. Hanna.....	3 Votes
Lorenzo Hernandez.....	6 Votes
Josh D. Keaton.....	4 Votes
Anthony Vieux.....	4 Votes
Louis Warren, Jr.....	6 Votes
Molly Clifford.....	6 Votes

**Republican Party**

State Senator – 54<sup>th</sup> District

Floyd G. Rayburn.....	413 Votes
Pamela A. Helming.....	351 Votes
Brian D. Manktelow.....	37 Votes
Jon Ritter.....	327 Votes
Sean T. Hanna.....	403 Votes

Member of Assembly – 133<sup>rd</sup> District

Bill Nojay.....	656 Votes
Richard B. Milne.....	690 Votes

Member of Assembly – 138<sup>th</sup> District

Peter Vazquez.....	930 Votes
Bob Zinck.....	933 Votes

**Conservative Party**

Pittsford Town Justice

John J. Ferlicca.....	5 Votes
Robert M. Shaddock.....	49 Votes

**Working Families Party**

State Senator – 61<sup>st</sup> District

Thomas A. Loughran.....	14 Votes
Andre N. Liszka.....	5 Votes

Member of Assembly – 135<sup>th</sup> District

Opportunity To Ballot - Mark C. Johns ..... 13 Votes  
Opportunity To Ballot - Dorothy A. Styk ..... 13 Votes

County Court Judge

Sam L. Valleriani ..... 111 Votes  
Matthew D. Nafus ..... 26 Votes  
Melissa Barrett ..... 41 Votes

Pittsford Town Justice

Robert M. Shaddock ..... 2 Votes  
John J. Ferlicca ..... 4 Votes

**Independence Party**

Pittsford Town Justice

John J. Ferlicca ..... 27 Votes  
Robert M. Shaddock ..... 30 Votes

**Reform Party**

State Senator – 54<sup>th</sup> District

Pamela A. Helming ..... 1 Vote  
Opportunity To Ballot ..... 0 Votes

State Senator – 61<sup>st</sup> District

Michael H. Ranzenhofer ..... 2 Votes  
Opportunity To Ballot ..... 0 Votes

## CANVASS OF GENERAL ELECTION RESULTS

We, Thomas F. Ferrarese and David Van Varick, Board of Elections of the County of Monroe, having canvassed the votes cast at the General Election held in this state on the 8th day of November, 2016, hereby certify that the following candidates received the votes set opposite their names:

### PRESIDENT AND VICE-PRESIDENT OF THE UNITED STATES

Democratic-Working Families-Women's Equality,	
Hillary Clinton and Tim Kaine .....	188,592 Votes
Republican-Conservative, Donald J. Trump and Michael R. Pence.....	136,582 Votes
Green, Jill Stein and Ajamu Baraka.....	5,289 Votes
Independence-Libertarian, Gary Johnson and Bill Weld.....	13,205 Votes
Write In, Arantxa Aranja .....	0 Votes
Write In, Neer R. Asherie .....	0 Votes
Write In, Mark Blickley .....	0 Votes
Write In, Robert L. Buchanan.....	7 Votes
Write In, Gary S. Canns .....	1 Vote
Write In, Willie Carter .....	1 Vote
Write In, Darrell Castle.....	57 Votes
Write In, Ariel Cohen .....	1 Vote
Write In, William J. Connolly.....	0 Votes
Write In, "Rocky" Rogue De La Fuente.....	5 Votes
Write In, Jason Fried.....	0 Votes
Write In, Zoltan Istvan Gyurko.....	15 Votes
Write In, Ben Hartnell.....	4 Votes
Write In, Tom Hoefling .....	47 Votes
Write In, Michael Frederick Ingbar .....	0 Votes
Write In, Lynn Kahn .....	7 Votes
Write In, Chris Keniston .....	8 Votes
Write In, Gloria La Riva .....	12 Votes
Write In, Jeffrey Mackler.....	0 Votes
Write In, Michael A. Maturen.....	42 Votes
Write In, Evan McMullin.....	990 Votes
Write In, Monica Moorehead.....	6 Votes
Write In, Jason Mutford.....	8 Votes
Write In, Clifton Roberts .....	2 Votes
Write In, Marshall Schoenke .....	2 Votes
Write In, Ryan Alan Scott.....	1 Vote
Write In, Emidio Soltysik .....	2 Votes
Write In, Tony Valdivia.....	1 Vote
Write In, J.J. Vogel-Walcutt .....	0 Votes
Write In, Esther Welsh.....	1 Vote
Write In, Barbara Whitaker.....	0 Votes
Write In, Robert M. Wolff .....	0 Votes

UNITED STATES SENATOR

Democratic-Working Families-Independence-Women’s Equality,  
Charles E. Schumer..... 226,493 Votes  
Republican-Conservative-Reform,Wendy Long ..... 103,400 Votes  
Green, Robin Laverne Wilson ..... 4,648 Votes  
Libertarian, Alex Merced..... 3,284 Votes

STATE SUPREME COURT JUSTICE – 7<sup>th</sup> JUDICIAL DISTRICT

Democratic, Tonia M. Ettinger ..... 131,984 Votes  
Republican-Conservative-Independence, Charles A. Schiano, Jr. .... 175,214 Votes  
Working Families, Mimi C. Satter..... 10,190 Votes

REPRESENTATIVE IN CONGRESS – 25<sup>th</sup> DISTRICT

Democratic-Working Families-Women’s Equality, Louise M. Slaughter ..... 182,950 Votes  
Republican-Conservative-Independence-Reform, Mark W. Assini ..... 142,650 Votes

REPRESENTATIVE IN CONGRESS – 27<sup>th</sup> DISTRICT

Democratic, Diana K. Kastenbaum ..... 4,854 Votes  
Republican-Conservative-Independence-Reform, Chris Collins..... 8,656 Votes

STATE SENATOR – 54<sup>th</sup> DISTRICT

Democratic, Kenan S. Baldrige ..... 8,062 Votes  
Republican-Conservative-Independence, Pamela A. Helming..... 13,564 Votes  
Reform, Floyd Rayburn ..... 624 Votes

STATE SENATOR – 55<sup>th</sup> DISTRICT

Republican-Conservative-Independence-Reform, Rich Funke ..... 87,109 Votes

STATE SENATOR – 56<sup>th</sup> DISTRICT

Democratic-Working Families, Ann C. Lewis ..... 42,764 Votes  
Republican-Conservative-Independence-Reform, Joseph E. Robach ..... 73,574 Votes

STATE SENATOR – 59<sup>th</sup> DISTRICT

Democratic, Tom Casey..... 8,793 Votes  
Republican-Conservative-Independence-Reform, Patrick M. Gallivan ..... 10,397 Votes

STATE SENATOR – 61<sup>st</sup> DISTRICT

Democratic-Working Families-Women’s Equality, Thomas A. Loughran..... 15,172 Votes  
Republican-Conservative-Independence-Reform, Michael H. Ranzenhofer ..... 12,296 Votes  
Green, Ruben Cartagena, Jr. .... 562 Votes

STATE SENATOR – 62<sup>nd</sup> DISTRICT

Republican-Conservative-Independence-Reform, Robert G. Ortt ..... 11,571 Votes

MEMBER OF ASSEMBLY – 133<sup>rd</sup> DISTRICT

Democratic-Working Families-Women’s Equality, Barbara A. Baer ..... 12,946 Votes  
Republican-Conservative-Independence-Reform, Joe Errigo ..... 12,001 Votes

MEMBER OF ASSEMBLY – 134<sup>th</sup> DISTRICT

Republican-Conservative-Independence-Reform, Peter A. Lawrence ..... 48,022 Votes

MEMBER OF ASSEMBLY – 135<sup>th</sup> DISTRICT

Democratic-Women’s Equality, Dorothy A. Styk..... 28,558 Votes  
Republican-Conservative-Independence-Reform, Mark C. Johns ..... 42,616 Votes

MEMBER OF ASSEMBLY – 136<sup>th</sup> DISTRICT

Democratic-Independence, Joseph D. Morelle..... 46,097 Votes

MEMBER OF ASSEMBLY – 137<sup>th</sup> DISTRICT

Democratic, David F. Gantt ..... 31,738 Votes



MEMBER OF ASSEMBLY – 138<sup>th</sup> DISTRICT

Democratic-Working Families-Independence-Women’s Equality,  
Harry B. Bronson ..... 32,166 Votes  
Republican-Reform, Bob Zinck..... 17,934 Votes

MEMBER OF ASSEMBLY – 139<sup>th</sup> DISTRICT

Republican-Conservative-Independence-Reform, Stephen M. Hawley ..... 12,067 Votes

COUNTY COURT JUDGE

Democratic, Melissa Barrett ..... 147,944 Votes  
Republican-Conservative-Working Families-Independence-Reform,  
Sam L. Valleriani ..... 164,882 Votes  
Women’s Equality, Matthew D. Nafus..... 8,317 Votes

FAMILY COURT JUDGE

Democratic-Working Families-Women’s Equality, Maritza C. Buitrago ..... 151,776 Votes  
Republican-Conservative-Independence-Reform, Stacey M. Romeo ..... 168,181 Votes

COUNTY CLERK

Democratic-Working Families, Adam J. Bello..... 191,231 Votes  
Republican-Conservative-Independence-Reform, Cheryl Rozzi..... 138,512 Votes

CITY COURT JUDGE

Democratic-Working Families, Maija C. Dixon..... 54,883 Votes

BRIGHTON TOWN JUSTICE

Democratic-Working Families, John A. Falk ..... 14,374 Votes

CHILI MEMBER OF TOWN COUNCIL – 1 YEAR TERM

Republican-Conservative-Independence, Mark L. DeCory..... 10,734 Votes

GATES MEMBER OF TOWN COUNCIL – 1 YEAR TERM

Democratic, Silvano D. Orsi..... 4,953 Votes  
Republican-Conservative-Independence, David R. DiCaro ..... 7,403 Votes

IRONDEQUOIT TOWN SUPERVISOR – 1 YEAR TERM

Democratic-Conservative-Working Families-Independence, David A. Seeley ..... 17,818 Votes  
Republican, Christopher B. Burns ..... 7,215 Votes

IRONDEQUOIT MEMBER OF TOWN COUNCIL – 1 YEAR TERM

Democratic-Conservative-Working Families-Independence, Peter R. Wehner ..... 15,694 Votes  
Republican, James L. Shafer..... 8,926 Votes

PARMA MEMBER OF TOWN COUNCIL – 1 YEAR TERM

Republican-Conservative-Independence, Daniel W. Barlow ..... 6,304 Votes

PITTSFORD TOWN JUSTICE

Democratic-Working Families, John J. Ferlicca..... 7,608 Votes  
Republican-Conservative-Independence-Reform, Robert M. Shaddock..... 7,884 Votes

RUSH TOWN JUSTICE

Republican-Conservative-Independence, Donald F. Knab, Jr..... 1,618 Votes

PROPOSAL NUMBER ONE, TOWN OF PARMA PROPOSITION NUMBER ONE  
*Changing position of Parma Town Highway Superintendent from elected to appointed*

Yes ..... 2,707 Votes  
No..... 4,485 Votes

SEVENTH JUDICIAL DISTRICT  
RESULTS OF NOVEMBER 8, 2016 GENERAL ELECTION BY COUNTY

**Tonia M. Ettinger**

<u>County</u>	<u>Democratic</u>
Cayuga	10,494
Livingston	7,590
Monroe	131,984
Ontario	16,650
Seneca	4,351
Steuben	10,009
Wayne	9,619
Yates	2,731
	-----
Totals	193,428

**Charles A. Schiano, Jr.**

<u>County</u>	<u>Republican</u>	<u>Conservative</u>	<u>Independence</u>
Cayuga	14,171	2,210	1,066
Livingston	15,490	2,351	913
Monroe	137,651	24,699	12,864
Ontario	23,805	3,753	1,754
Seneca	6,444	804	453
Steuben	23,104	2,236	1,036
Wayne	20,352	3,617	1,437
Yates	5,016	635	281
	-----	-----	-----
Totals	246,033	40,305	19,804

**Mimi C. Satter**

<u>County</u>	<u>Working Families</u>
Cayuga	1,187
Livingston	698
Monroe	10,190
Ontario	1,410
Seneca	554
Steuben	1,214
Wayne	1,178
Yates	271
	-----
Totals	16,702

**PARTY ABBREVIATIONS APPEARING IN CANVASS**

CON.....	Conservative
DEM.....	Democratic
GRE.....	Green
IND.....	Independence
LBT.....	Libertarian
REF.....	Reform
REP.....	Republican
WEP.....	Women’s Equality
WOR.....	Working Families

**TEXT OF PROPOSALS SUBMITTED TO THE VOTERS**

November 8, 2016

***PROPOSAL NUMBER ONE,  
PARMA PROPOSITION NUMBER ONE***

"Shall the Town of Parma enact Local Law #1-2016 A Local Law for the Abolition of the Elected Position of Highway Superintendent and the Creation of the Appointed Position of Highway Superintendent of the Town of Parma”, to become effective January 1, 2018 for the purpose of consolidating personnel and equipment under a Department of Public Works to address growing statutory demands while remaining fiscally responsible within the New York State Tax Cap guidelines?

**LIST OF CANDIDATES FOR ELECTORS  
PRESIDENT AND VICE-PRESIDENT OF THE UNITED STATES**

**DEMOCRATIC/  
WORKING FAMILIES/  
WOMEN'S EQUALITY**

WILLIAM J. CLINTON  
ANDREW M. CUOMO  
KATHY C. HOCHUL  
THOMAS P. DINAPOLI  
ERIC T. SCHNEIDERMAN  
CARL E. HEASTIE  
ANDREA STEWART-COUSINS  
BILL DE BLASIO  
LETITIA A. JAMES  
SCOTT M. STRINGER  
MELISSA MARK-VIVERITO  
BYRON W. BROWN  
CHRISTINE C. QUINN  
BASIL A. SMIKLE, JR.  
MELISSA SKLARZ  
MARIO F. CILENTO  
RHONDA WEINGARTEN  
GEORGE K. GRESHAM  
DANIEL F. DONOHUE  
STUART H. APPELBAUM  
GARY S. LABARBERA  
LOVELY A. WARREN  
STEPHANIE A. MINER  
KATHERINE M. SHEEHAN  
ANASTASIA M. SOMOZA  
SANDRA UNG  
RUBEN DIAZ, JR.  
HAZEL L. INGRAM  
RACHEL D. GOLD

**REPUBLICAN**

ADRIAN H. ANDERSON  
JOHN BURNETT  
GUY T. PARISI  
EDWARD F. COX  
THOMAS V. DADEY, JR.  
JOHN J. FLANAGAN  
BRIAN M. KOLB  
CHARLES P. JOYCE  
PETER KALIKOW  
SANDRA KING  
NICHOLAS A. LANGWORTHY  
JOHN JAY LAVALLE  
GARY J. LAVINE  
STEPHEN LOURO  
ADELE MALPASS  
SUSAN E. MCNEIL  
JOSEPH N. MONDELLO  
EDWARD F. MORGAN  
CARL P. PALADINO  
WILLIAM REILICH  
TODD ROUSE  
JENNIFER SAUL RICH  
RAYMOND SCOLLIN  
MEILIN TAN  
DONALD J. TRUMP, JR.  
GERARD KASSAR  
SHAUN MARIE LEVINE  
HOWARD LIM, JR.  
RODNEY J. STRANGE

**CONSERVATIVE**

ADRIAN H. ANDERSON  
JOHN BURNETT  
EDWARD F. COX  
THOMAS A. DADEY  
JOHN J. FLANAGAN  
CHARLES P. JOYCE  
PETER KALIKOW  
GERARD KASSAR  
SANDRA KING  
BRIAN M. KOLB  
NICHOLAS A. LANGWORTHY  
JOHN JAY LAVALLE  
GARY J. LAVINE  
SHAUN MARIE LEVINE  
HOWARD LIM, JR.  
STEPHEN LOURO  
ADELE MALPASS  
SUSAN E. MCNEIL  
JOSEPH N. MONDELLO  
EDWARD F. MORGAN  
CARL P. PALADINO  
GUY T. PARISI  
WILLIAM REILICH  
TODD ROUSE  
JENNIFER SAUL RICH  
RAYMOND SCOLLIN  
RODNEY J. STRANGE  
MEILIN TAN  
DONALD J. TRUMP, JR.

**GREEN**

CASSIE WILSON  
ERIC JONES  
NANCY MORELLE  
DANIELLA LIEBLING  
JOSHUA FEINTUCH  
MICHAEL D. EMPEROR  
CRAIG A. SEEMAN  
JENNIFER R. WHITE  
JAMES C. LANE  
MARIANNE SCHWAB  
ROCHELLE DORFMAN  
JAMES R. BROWN, III  
CHRISTINE S. SCHMIDT  
GAIL B. BROWN  
JULIA WILLEBRAND  
JOANNE LANDY  
CLAUDIA FLANAGAN  
MARTHA KESSLER  
CHRISTOPHER ARCHER  
JAMES MCCABE  
GIL OBLER  
JOHN BALDWIN  
HOWIE HAWKINS  
MARY HOUSE  
FRANK CETERA  
DARIN ROBBINS  
PETER LAVENIA  
THERESA PORTELLI  
DELBERT GREGORY

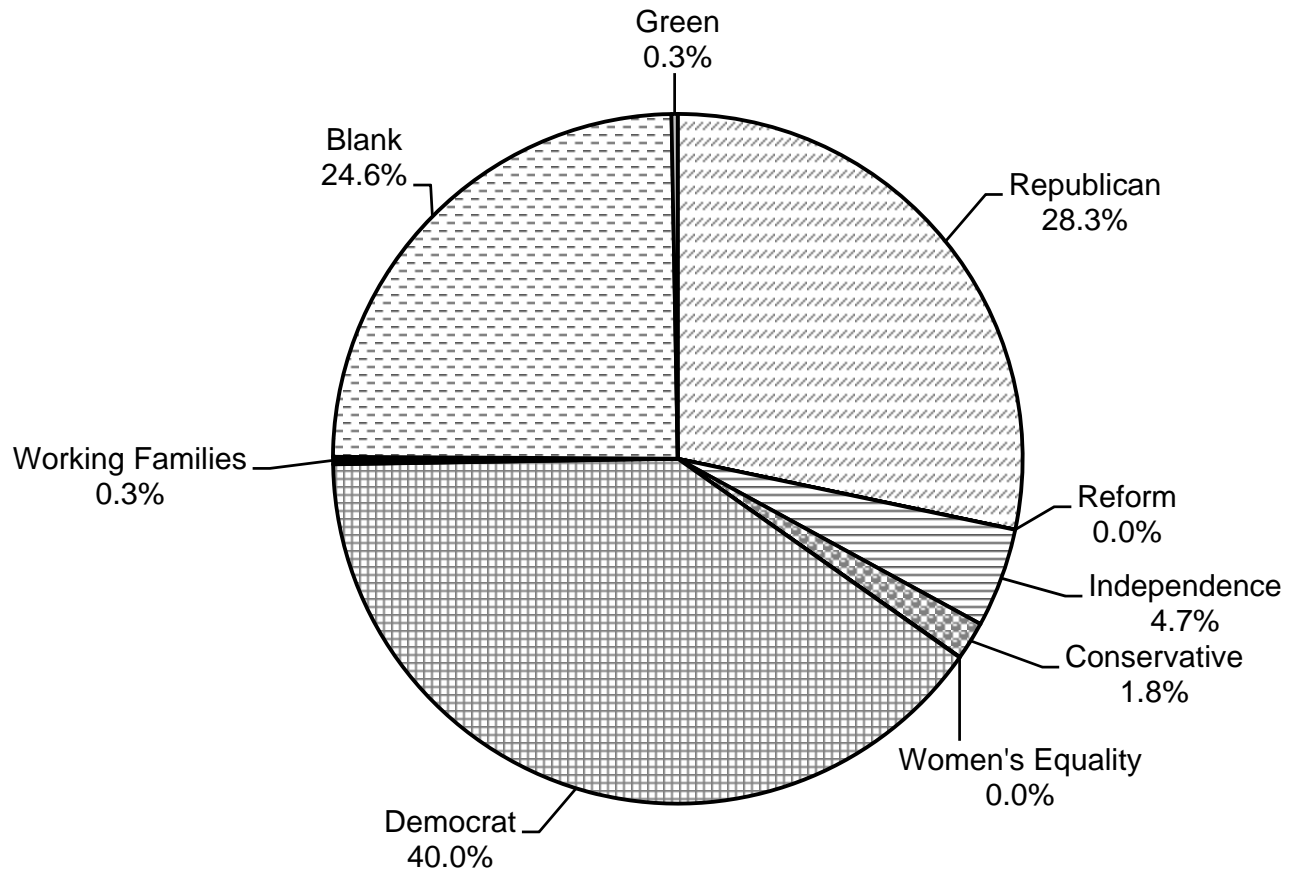
## INDEPENDENCE

FRANK M. MACKAY  
KRISTIN A. MACKAY  
WILLIAM BOGARDT  
ROBERT G. PILNICK  
THOMAS S. CONNOLLY, JR.  
PAUL CAPUTO  
VALERIE CAPUTO  
STEPHEN P. CORRYN  
JOSEPH L. BARUTH, SR.  
LEE A. KOLESNIKOFF  
THOMAS R. HATFIELD  
TERESA BOGARDT  
THOMAS A. CONNOLLY  
DENNIS R. ZACK  
SUSAN L. MCGUIRE  
RICHARD BELANDO  
MARYELLEN BELANDO  
DEBRA BURNS  
MICHAEL AMO  
NIKI LEE ROWE  
JOHN B. MACKAY  
SCOTT R. MAJOR  
ROBERT J. BOGARDT  
ANNA C. BOGARDT  
BARBARA PILNICK  
EDWARD G. MILLER  
JOANNE FORESTA  
AVARHAM GVILI  
MICHAEL ZUMBLUSKAS

## LIBERTARIAN

MARK N. AXINN  
JEFFREY T. RUSSELL  
RICHARD A. COOPER  
ROGER J. COOPER  
PAMELA CONNOLLY TANGREDI  
JOHN CLIFTON  
STEVEN G.T. BECKER  
SHAWNA L. COLE  
HESHAM EL-MELIGY  
MARK E. GLOGOWSKI  
ANDREW MARTIN KOLSTEE  
WILLIAM P. MCMILLEN  
GARY S. POPKIN  
ANDREW ROGERS  
ROBERT N. POWER, III  
ALTON YEE  
ROBERT E. SCHUON, JR.  
BRIAN WADDELL  
CHRISTIAN PADGETT  
KEVIN WILSON  
ERIK BELL  
HAROLD W. BARNETT, JR.  
ARTHUR ROSEN  
EDWARD GARRETT  
SHAWN HANNON  
MATTHEW MAHLER  
CHARLES MILLAR  
MARK POTWORA  
JAMES ROSENBECK

## Profile of Party Enrollment of Eligible Voters County of Monroe





DEMOCRATIC PRESIDENTIAL PREFERENCE PRIMARY  
25TH CONGRESSIONAL DISTRICT  
SUMMARY

LEGISLATIVE DISTRICT OR TOWN	TOTAL VOTES	BERNIE SANDERS  1A	HILLARY CLINTON  1B	BLANK AND VOID
Leg. Dist. 07	214	92	120	2
Leg. Dist. 21	3,669	1,853	1,794	22
Leg. Dist. 22	2,082	701	1,369	12
Leg. Dist. 23	3,674	2,005	1,662	7
Leg. Dist. 24	2,628	1,556	1,061	11
Leg. Dist. 25	3,377	1,489	1,862	26
Leg. Dist. 26	1,718	835	866	17
Leg. Dist. 27	3,667	1,507	2,147	13
Leg. Dist. 28	1,439	600	829	10
Leg. Dist. 29	2,247	850	1,390	7
CITY	24,715	11,488	13,100	127
Brighton	6,284	2,787	3,472	25
Chili	2,570	1,262	1,293	15
Clarkson	374	179	189	6
East Rochester	569	326	242	1
Gates	2,369	1,093	1,259	17
Greece	6,974	3,384	3,547	43
Henrietta	3,943	1,987	1,940	16
Irondequoit	6,047	3,190	2,827	30
Ogden	1,311	677	628	6
Parma	925	529	392	4
Penfield	3,893	1,762	2,109	22
Perinton	5,235	2,507	2,710	18
Pittsford	3,684	1,462	2,211	11
Riga	362	192	167	3
Sweden	848	476	370	2
Webster	3,869	1,939	1,906	24
TOWNS	49,257	23,752	25,262	243
GRAND TOTAL:	73,972	35,240	38,362	370

DEMOCRATIC PRESIDENTIAL PREFERENCE PRIMARY  
25TH CONGRESSIONAL DISTRICT  
DETAIL

LEGISLATIVE DISTRICT OR TOWN	ELECTION DISTRICT	TOTAL VOTES	BERNIE SANDERS  1A	HILLARY CLINTON  1B	BLANK AND VOID
Leg. Dist. 07	1/16-1	114	49	64	1
	2	<u>100</u>	<u>43</u>	<u>56</u>	<u>1</u>
Leg. Dist. 07		214	92	120	2
Leg. Dist. 21	1/24	325	205	118	2
	2/14/20	229	122	107	0
	3/4/15/16	354	176	174	4
	5/23	204	96	108	0
	6	166	84	81	1
	7	218	109	108	1
	8/17	214	120	93	1
	9	152	97	55	0
	10/23-13	308	117	189	2
	11/22-1/22-17	300	93	205	2
	12	234	133	100	1
	13/23-15/23-23/23-29	315	197	116	2
	18/26	163	66	95	2
	19/21	166	91	74	1
	22	132	58	71	3
	25/27	<u>189</u>	<u>89</u>	<u>100</u>	<u>0</u>
Leg. Dist. 21		3,669	1,853	1,794	22
Leg. Dist. 22	2/13	99	27	71	1
	3	84	18	66	0
	4/16/19	145	38	107	0
	5/29-13	150	55	93	2
	6	84	27	56	1
	7	55	15	40	0
	8/22	190	54	135	1
	9/10	132	45	87	0
	11/21	179	56	122	1
	12/23	125	39	86	0
	14/15	184	49	133	2
	18	64	18	46	0
	20/24	149	53	96	0
	25	200	84	114	2
	26/25-19	128	85	42	1
	27	<u>114</u>	<u>38</u>	<u>75</u>	<u>1</u>
Leg. Dist. 22		2,082	701	1,369	12
Leg. Dist. 23	1/6/9/10/20	612	349	263	0
	2/3/11/28	570	376	194	0
	4/12/22	540	255	284	1
	5/7	268	173	94	1
	8/14	300	202	97	1
	16/18	293	146	146	1
	17	172	88	83	1
	19/27	229	118	111	0
	21	132	57	74	1

DEMOCRATIC PRESIDENTIAL PREFERENCE PRIMARY  
25TH CONGRESSIONAL DISTRICT  
DETAIL

LEGISLATIVE DISTRICT OR TOWN	ELECTION DISTRICT	TOTAL VOTES	BERNIE SANDERS	HILLARY CLINTON	BLANK AND VOID
			1A	1B	
Leg. Dist. 23					
	24	116	52	63	1
	25/26	<u>442</u>	<u>189</u>	<u>253</u>	<u>0</u>
Leg. Dist. 23		3,674	2,005	1,662	7
Leg. Dist. 24					
	1/13	412	242	169	1
	2/3/6/22/23	463	273	188	2
	4/10	439	278	160	1
	5/24	152	67	85	0
	7/19	114	59	54	1
	8/9	213	121	91	1
	11/12	72	38	34	0
	14/20/21	251	186	63	2
	15	165	83	79	3
	16/18	306	200	106	0
	17	<u>41</u>	<u>9</u>	<u>32</u>	<u>0</u>
Leg. Dist. 24		2,628	1,556	1,061	11
Leg. Dist. 25					
	1/22	301	135	163	3
	2	173	74	99	0
	3	207	62	144	1
	4/6/14/24	275	180	95	0
	5/10	297	123	170	4
	7/13	294	113	179	2
	8/27-9	327	117	208	2
	9/11	132	48	83	1
	12/28	178	124	54	0
	15/18	252	84	168	0
	16/27-22	202	67	133	2
	17	111	35	75	1
	20/25	267	110	152	5
	21/28-19	80	36	41	3
	23	68	56	12	0
	26/27	77	40	36	1
	29/30	<u>136</u>	<u>85</u>	<u>50</u>	<u>1</u>
Leg. Dist. 25		3,377	1,489	1,862	26
Leg. Dist. 26					
	1/13/14	320	167	152	1
	2/12/17	198	96	97	5
	3/4/5/11	266	134	128	4
	6/28-5/28-16	238	95	140	3
	7/8	209	92	116	1
	9/28-9	202	99	101	2
	10/15	203	107	95	1
	16	<u>82</u>	<u>45</u>	<u>37</u>	<u>0</u>
Leg. Dist. 26		1,718	835	866	17
Leg. Dist. 27					
	1/2	359	139	220	0
	3/7	301	143	156	2

DEMOCRATIC PRESIDENTIAL PREFERENCE PRIMARY  
25TH CONGRESSIONAL DISTRICT  
DETAIL

LEGISLATIVE DISTRICT OR TOWN	ELECTION DISTRICT	TOTAL VOTES	BERNIE SANDERS	HILLARY CLINTON	BLANK AND VOID
			1A	1B	
Leg. Dist. 27					
	4/5	389	180	207	2
	6/17	331	133	196	2
	8	292	87	203	2
	10/11/24	355	157	198	0
	12/16	341	156	184	1
	13/21	282	120	161	1
	14	144	53	91	0
	15	155	57	98	0
	18/28-3	178	71	107	0
	19/23	322	131	189	2
	20	102	29	72	1
	25/26	116	51	65	0
Leg. Dist. 27		3,667	1,507	2,147	13
Leg. Dist. 28					
	1/2/10	227	102	124	1
	4	61	25	35	1
	6/18	237	105	130	2
	7/17	185	81	103	1
	8	107	23	82	2
	11/13	154	63	89	2
	12	54	24	30	0
	14/15/22	195	82	113	0
	20	113	52	60	1
	21	106	43	63	0
Leg. Dist. 28		1,439	600	829	10
Leg. Dist. 29					
	1/2/20/26	252	97	154	1
	3/8/9	188	74	114	0
	4/6	178	76	101	1
	5/10	257	84	173	0
	7/17	137	68	68	1
	11/14	137	57	80	0
	12/24	279	125	154	0
	15/16/19	214	90	122	2
	18/21/27	221	97	124	0
	22	95	13	82	0
	23	124	28	95	1
	25/28	165	41	123	1
Leg. Dist. 29		2,247	850	1,390	7
CITY		24,715	11,488	13,100	127
Brighton					
	1/13/23	365	146	218	1
	2/26/44	241	130	111	0
	3	128	51	75	2
	4/5	384	173	211	0
	6	206	116	89	1
	7/11/15	397	217	179	1
	8/16/18/29	415	143	270	2

DEMOCRATIC PRESIDENTIAL PREFERENCE PRIMARY  
25TH CONGRESSIONAL DISTRICT  
DETAIL

LEGISLATIVE DISTRICT OR TOWN	ELECTION DISTRICT	TOTAL VOTES	BERNIE SANDERS  1A	HILLARY CLINTON  1B	BLANK AND VOID
Brighton					
	9/25/27	414	193	220	1
	10/21	331	142	189	0
	12/19/28	528	211	315	2
	14/30	410	159	249	2
	17	82	19	61	2
	20/35	243	118	125	0
	22/37/42	300	133	166	1
	24/34	268	110	157	1
	31/32/33	437	193	243	1
	36/45	213	135	74	4
	38/39	279	129	150	0
	40/46	317	114	200	3
	41/43	<u>326</u>	<u>155</u>	<u>170</u>	<u>1</u>
Brighton		6,284	2,787	3,472	25
Chili					
	1/19/27	212	107	102	3
	2	80	49	30	1
	3	110	68	41	1
	4/18/30	163	80	82	1
	5/6/23	198	105	92	1
	7/15	126	62	64	0
	8/10	101	45	56	0
	9/11	150	73	76	1
	12/31	175	68	106	1
	13/21	142	71	71	0
	14/24	214	113	100	1
	16	134	62	72	0
	17	148	66	81	1
	20/25/28	298	123	174	1
	22/29	147	68	77	2
	26/32	<u>172</u>	<u>102</u>	<u>69</u>	<u>1</u>
Chili		2,570	1,262	1,293	15
Clarkson					
	1/3	141	65	75	1
	4	67	32	33	2
	5	104	54	48	2
	6	<u>62</u>	<u>28</u>	<u>33</u>	<u>1</u>
Clarkson		374	179	189	6
East Rochester					
	1/4/5	243	140	103	0
	2/3	148	85	62	1
	6/7	<u>178</u>	<u>101</u>	<u>77</u>	<u>0</u>
East Rochester		569	326	242	1
Gates					
	1/11	134	75	58	1
	2/4	144	72	69	3
	3/15	166	67	98	1
	5/23	141	56	84	1

DEMOCRATIC PRESIDENTIAL PREFERENCE PRIMARY  
25TH CONGRESSIONAL DISTRICT  
DETAIL

LEGISLATIVE DISTRICT OR TOWN	ELECTION DISTRICT	TOTAL VOTES	BERNIE SANDERS  1A	HILLARY CLINTON  1B	BLANK AND VOID
Gates	6/10/22	219	109	108	2
	7/18	178	88	89	1
	8/19	105	43	61	1
	9/33	145	50	95	0
	12/32	135	79	56	0
	13/17/29	187	96	89	2
	14/16	117	45	72	0
	20/25	118	57	59	2
	21/31	100	43	57	0
	24/28	167	68	98	1
	26/34/35	164	89	75	0
	27/30	149	56	91	2
Gates		2,369	1,093	1,259	17
Greece	1/74/82	226	122	101	3
	2/34/54	151	80	71	0
	3/52	126	64	61	1
	4/13/40	162	68	92	2
	5/8/9	199	116	82	1
	6/7	129	66	63	0
	10/11/25	186	110	76	0
	12/46/49/55	171	90	80	1
	14/83	97	43	54	0
	15/71	118	58	60	0
	16/38/76	156	95	61	0
	17/39	115	60	55	0
	18/67	118	66	51	1
	19/23	158	75	83	0
	20/32	134	86	47	1
	21/26/30	139	73	66	0
	22/63	128	64	64	0
	24/109	145	58	86	1
	27/108	152	64	83	5
	28/45	142	67	73	2
	29/66	115	56	58	1
	31/47	142	71	71	0
	33/57	117	59	58	0
	35/84	138	59	77	2
	36/42	151	68	82	1
	37/81	89	42	47	0
	41/48/78	148	84	63	1
	43/107	113	46	66	1
	44/89/99	190	79	111	0
	50/56	139	68	69	2
	51/68	109	47	62	0
	53/72	157	66	87	4
	58/90	144	63	81	0
	59/61	132	60	72	0
	60/75/95	153	79	73	1
	62/96/101	201	93	108	0

DEMOCRATIC PRESIDENTIAL PREFERENCE PRIMARY  
25TH CONGRESSIONAL DISTRICT  
DETAIL

LEGISLATIVE DISTRICT OR TOWN	ELECTION DISTRICT	TOTAL VOTES	BERNIE SANDERS	HILLARY CLINTON	BLANK AND VOID
			1A	1B	
Greece					
	64/80	114	51	63	0
	65	60	20	39	1
	69/94	102	52	49	1
	70	80	38	41	1
	73/85	118	65	53	0
	77	96	44	51	1
	79	81	36	44	1
	86	74	29	45	0
	87	56	27	29	0
	88/104/105	179	76	102	1
	91	107	44	62	1
	92/100	206	102	102	2
	93	95	44	51	0
	97	120	53	66	1
	98/106	148	70	76	2
	102/103	<u>148</u>	<u>68</u>	<u>80</u>	<u>0</u>
Greece		6,974	3,384	3,547	43
Henrietta					
	1/12	162	76	85	1
	2/19	143	78	64	1
	3/30	330	164	166	0
	4/5	220	95	124	1
	6/8	167	89	77	1
	7/22	226	108	118	0
	9/14	192	102	90	0
	10/18	188	90	98	0
	11/23/34	256	140	114	2
	13	189	100	87	2
	15/16	161	88	71	2
	17/25	178	88	89	1
	20/35	277	150	126	1
	21/28	163	79	84	0
	24/33	195	112	81	2
	26	183	86	96	1
	27/31	213	109	104	0
	29	340	173	167	0
	32	<u>160</u>	<u>60</u>	<u>99</u>	<u>1</u>
Henrietta		3,943	1,987	1,940	16
Irondequoit					
	1/37	202	122	78	2
	2/9/40/45	257	141	115	1
	3	123	70	52	1
	4/15/30	243	119	124	0
	5/12/19	342	188	153	1
	6/7	260	144	116	0
	8/10/20	232	106	126	0
	11/34/41	284	142	142	0
	13/31	270	149	120	1
	14/28	177	105	70	2

DEMOCRATIC PRESIDENTIAL PREFERENCE PRIMARY  
25TH CONGRESSIONAL DISTRICT  
DETAIL

LEGISLATIVE DISTRICT OR TOWN	ELECTION DISTRICT	TOTAL VOTES	BERNIE SANDERS  1A	HILLARY CLINTON  1B	BLANK AND VOID
Irondequoit	16/22	288	165	123	0
	17/21/24	270	165	103	2
	18/26/54	175	84	88	3
	23/29/35/43	360	206	151	3
	25/33/59	245	134	111	0
	27/42/63	190	106	84	0
	32/58	201	114	86	1
	36/50	150	73	77	0
	38/55/56	254	118	136	0
	39	21	5	16	0
	44/60	240	113	124	3
	46/49	186	91	94	1
	47/51/62	242	147	95	0
	48/53/68	244	125	117	2
	52/61	236	102	132	2
	57/65/67	248	110	135	3
	64/66	<u>107</u>	<u>46</u>	<u>59</u>	<u>2</u>
Irondequoit		6,047	3,190	2,827	30
Ogden	1/9	163	85	76	2
	2/13	123	49	74	0
	3	105	49	56	0
	4/18	143	89	54	0
	5/12	123	81	42	0
	6/10	168	90	77	1
	7/16/20	122	65	57	0
	8	74	31	42	1
	11	47	28	18	1
	14/17	92	45	47	0
	15	66	25	40	1
	19	<u>85</u>	<u>40</u>	<u>45</u>	<u>0</u>
Ogden		1,311	677	628	6
Parma	1/11	146	81	65	0
	2/8	158	95	63	0
	3/13	126	67	58	1
	4/5	96	55	41	0
	6/7	47	24	23	0
	9/10	123	72	50	1
	12	102	62	40	0
	14/15	<u>127</u>	<u>73</u>	<u>52</u>	<u>2</u>
Parma		925	529	392	4
Penfield	1/21	191	93	98	0
	2	95	54	41	0
	3/39	126	50	76	0
	4/14	151	68	80	3
	5/9	268	115	151	2
	6/26/34	205	103	100	2



DEMOCRATIC PRESIDENTIAL PREFERENCE PRIMARY  
25TH CONGRESSIONAL DISTRICT  
DETAIL

LEGISLATIVE DISTRICT OR TOWN	ELECTION DISTRICT	TOTAL VOTES	BERNIE SANDERS  1A	HILLARY CLINTON  1B	BLANK AND VOID	
Penfield	7/15	212	92	119	1	
	8	75	32	40	3	
	10/11/16	160	87	73	0	
	12/24	222	101	120	1	
	13	126	56	70	0	
	17/22	194	90	102	2	
	18/23/36	292	117	172	3	
	19/30	282	125	157	0	
	20/42	156	67	88	1	
	25/33	140	67	73	0	
	27/28	202	84	115	3	
	29/35	275	150	125	0	
	31/32	146	69	77	0	
	37	133	58	74	1	
	38/40	149	59	90	0	
	41	93	25	68	0	
			3,893	1,762	2,109	22
Penfield						
Perinton	1/39	221	115	104	2	
	2	122	56	66	0	
	3/32	174	87	87	0	
	4/14/20	266	141	122	3	
	5/54	171	82	88	1	
	6/25	178	89	89	0	
	7/38	237	105	131	1	
	8/27	165	91	74	0	
	9	106	44	62	0	
	10/11/46	248	120	127	1	
	12/16/18	262	112	149	1	
	13/55	150	63	85	2	
	15/40/48	241	120	120	1	
	17/44	215	96	119	0	
	19/23	221	120	101	0	
	21	105	55	50	0	
	22/29/41	198	108	89	1	
	24/34	212	90	121	1	
	26/31	212	97	115	0	
	28/49/51	247	98	148	1	
	30/36	171	94	77	0	
	33/53	189	90	99	0	
	35/52	158	65	93	0	
	37/42	212	121	90	1	
	43	154	68	84	2	
	45	137	56	81	0	
	47/56	218	97	121	0	
	50	45	27	18	0	
			5,235	2,507	2,710	18
	Perinton					

DEMOCRATIC PRESIDENTIAL PREFERENCE PRIMARY  
25TH CONGRESSIONAL DISTRICT  
DETAIL

LEGISLATIVE DISTRICT OR TOWN	ELECTION DISTRICT	TOTAL VOTES	BERNIE SANDERS  1A	HILLARY CLINTON  1B	BLANK AND VOID
Pittsford	1/2	224	102	121	1
	3	148	42	104	2
	4/12	214	87	127	0
	5/20	234	89	145	0
	6/9/14	351	140	208	3
	7/16/27	216	86	130	0
	8	83	20	63	0
	10/31	242	96	146	0
	11/15/23	255	125	130	0
	13/30/32	318	127	190	1
	17/26	259	107	152	0
	18/28	204	85	117	2
	19/29	122	59	62	1
	21	132	57	75	0
	22/33	276	111	165	0
	24	114	38	76	0
	25	141	40	100	1
	34	<u>151</u>	<u>51</u>	<u>100</u>	<u>0</u>
Pittsford		3,684	1,462	2,211	11
Riga	1/3	144	83	61	0
	2/6	111	54	56	1
	4/5	<u>107</u>	<u>55</u>	<u>50</u>	<u>2</u>
Riga		362	192	167	3
Sweden	1/5/6	185	96	89	0
	2/3/11	220	147	73	0
	4/9	168	91	76	1
	7/12	154	70	83	1
	8/10	<u>121</u>	<u>72</u>	<u>49</u>	<u>0</u>
Sweden		848	476	370	2
Webster	1/2	226	121	104	1
	3/36	173	90	83	0
	4/14	120	71	49	0
	5/32	187	104	81	2
	6/11/43	206	105	97	4
	7/12	204	120	84	0
	8/13/18	209	101	106	2
	9/34	110	55	54	1
	10	137	58	78	1
	15/39	168	72	96	0
	16/26	197	105	90	2
	17/28	139	75	61	3
	19/29	182	94	88	0
	20/42	198	95	102	1
	21/35	161	84	77	0
	22/37	224	104	118	2
	23/33	157	69	88	0

DEMOCRATIC PRESIDENTIAL PREFERENCE PRIMARY  
25TH CONGRESSIONAL DISTRICT  
DETAIL

LEGISLATIVE DISTRICT OR TOWN	ELECTION DISTRICT	TOTAL VOTES	BERNIE SANDERS  1A	HILLARY CLINTON  1B	BLANK AND VOID
Webster					
	24	180	92	88	0
	25/38	140	65	74	1
	27	88	47	40	1
	30	96	45	50	1
	31	94	41	53	0
	40	188	91	95	2
	41	<u>85</u>	<u>35</u>	<u>50</u>	<u>0</u>
Webster		<u>3,869</u>	<u>1,939</u>	<u>1,906</u>	<u>24</u>
TOWNS		<u>49,257</u>	<u>23,752</u>	<u>25,262</u>	<u>243</u>
GRAND TOTAL:		<u><u>73,972</u></u>	<u><u>35,240</u></u>	<u><u>38,362</u></u>	<u><u>370</u></u>

DEMOCRATIC PRESIDENTIAL PREFERENCE PRIMARY  
27TH CONGRESSIONAL DISTRICT  
DETAIL

LEGISLATIVE DISTRICT OR TOWN	ELECTION DISTRICT	TOTAL VOTES	BERNIE SANDERS	HILLARY CLINTON	BLANK AND VOID
			1A	1B	
Clarkson	2	10	6	4	0
Clarkson		10	6	4	0
Hamlin	1/6/8	131	78	52	1
	2/5	87	58	28	1
	3/7	119	65	53	1
	4	42	30	12	0
	9/10	67	39	28	0
Hamlin		446	270	173	3
Mendon	1/2	253	147	105	1
	3	129	66	63	0
	4/8	166	90	76	0
	5/6	216	106	110	0
	7/9	206	117	88	1
Mendon		970	526	442	2
Rush	1/2	168	92	76	0
	3/4	184	96	88	0
Rush		352	188	164	0
Wheatland	1/3	209	131	76	2
	2	80	37	42	1
	4/5	141	92	47	2
Wheatland		430	260	165	5
GRAND TOTAL:		2,208	1,250	948	10

DISTRICT DELEGATES TO THE NATIONAL CONVENTION  
VOTE FOR SIX

25TH CONGRESSIONAL DISTRICT  
DEMOCRATIC PRESIDENTIAL PRIMARY  
SUMMARY  
PART 1 OF 2

LEGISLATIVE DISTRICT OR TOWN	TOTAL VOTES	CARRIE E. GILROY	KEVIN S. SWEENEY	MARYAGNES LUIPIEN	WILLIAM J. BENET	LILIANA M. RUIZ	CHRISTOPHER E. ROESCH
		2A	3A	4A	5A	6A	7A
Leg. Dist. 07	1,284	82	63	64	69	75	72
Leg. Dist. 21	22,014	1,353	1,275	1,269	1,270	1,507	1,188
Leg. Dist. 22	12,492	381	511	428	434	628	414
Leg. Dist. 23	22,044	1,804	1,494	1,532	1,616	1,751	1,417
Leg. Dist. 24	15,768	1,322	1,179	1,221	1,240	1,369	1,128
Leg. Dist. 25	20,262	890	963	896	963	1,114	905
Leg. Dist. 26	10,308	605	549	540	561	659	576
Leg. Dist. 27	22,002	798	930	796	871	1,067	803
Leg. Dist. 28	8,634	313	379	349	330	477	351
Leg. Dist. 29	13,482	506	550	509	564	728	512
CITY	148,290	8,054	7,893	7,604	7,918	9,375	7,366
Brighton	37,704	2,712	2,220	2,371	2,424	2,669	2,223
Chili	15,420	1,136	1,014	925	955	1,072	1,011
Clarkson	2,244	161	158	118	134	140	140
East Rochester	3,414	297	242	256	259	273	251
Gates	14,214	908	774	684	773	840	783
Greece	41,844	2,914	2,440	2,300	2,561	2,640	2,662
Henrietta	23,658	1,644	1,498	1,404	1,403	1,649	1,334
Irondequoit	36,282	2,817	2,284	2,232	2,446	2,578	2,332
Ogden	7,866	605	524	484	503	532	523
Parma	5,550	455	381	332	382	362	407
Penfield	23,358	1,639	1,315	1,361	1,383	1,483	1,297
Perinton	31,410	2,433	2,060	2,016	2,021	2,212	1,918
Pittsford	22,104	1,431	1,172	1,215	1,163	1,353	1,075
Riga	2,172	168	142	130	140	149	144
Sweden	5,088	404	358	338	336	375	317
Webster	23,214	1,902	1,502	1,515	1,512	1,679	1,485
TOWNS	295,542	21,626	18,084	17,681	18,395	20,006	17,902
GRAND TOTAL:	443,832	29,680	25,977	25,285	26,313	29,381	25,268

DISTRICT DELEGATES TO THE NATIONAL CONVENTION  
VOTE FOR SIX

25TH CONGRESSIONAL DISTRICT  
DEMOCRATIC PRESIDENTIAL PRIMARY  
SUMMARY  
PART 2 OF 2

LEGISLATIVE DISTRICT OR TOWN	TOTAL VOTES	LOVELY A. WARREN 2B	JOSEPH D. MORELLE 3B	HILDA E. ESCHER 4B	DAVID F. GANTT 5B	MARGIE M. BRUMFIELD 6B	THADDEUS IAN MACK 7B	BLANK AND VOID
Leg. Dist. 07	1,284	101	124	86	85	83	69	311
Leg. Dist. 21	22,014	2,124	1,892	1,465	1,782	1,547	1,368	3,974
Leg. Dist. 22	12,492	1,525	1,126	992	1,387	1,010	930	2,726
Leg. Dist. 23	22,044	1,535	1,672	1,401	1,215	1,371	1,196	4,040
Leg. Dist. 24	15,768	1,113	1,024	924	806	897	730	2,815
Leg. Dist. 25	20,262	2,222	1,701	1,474	1,901	1,529	1,390	4,314
Leg. Dist. 26	10,308	943	929	675	805	721	633	2,112
Leg. Dist. 27	22,002	2,646	1,951	1,582	2,315	1,747	1,600	4,896
Leg. Dist. 28	8,634	1,000	785	631	847	661	596	1,915
Leg. Dist. 29	13,482	1,540	1,265	1,047	1,336	1,023	977	2,925
CITY	148,290	14,749	12,469	10,277	12,479	10,589	9,489	30,028
Brighton	37,704	3,266	3,651	2,960	2,658	2,981	2,420	5,149
Chili	15,420	1,179	1,302	1,053	1,083	1,136	879	2,675
Clarkson	2,244	153	166	164	138	164	124	484
East Rochester	3,414	242	299	216	223	240	190	426
Gates	14,214	1,171	1,333	933	1,122	1,017	844	3,032
Greece	41,844	3,009	3,618	2,688	2,769	2,823	2,159	9,261
Henrietta	23,658	1,919	1,971	1,627	1,717	1,668	1,511	4,313
Irondequoit	36,282	2,527	3,482	2,269	2,318	2,452	2,003	6,542
Ogden	7,866	508	644	497	473	523	379	1,671
Parma	5,550	304	416	292	305	353	226	1,335
Penfield	23,358	1,831	2,090	1,620	1,580	1,748	1,365	4,646
Perinton	31,410	2,462	2,666	2,190	2,082	2,348	1,857	5,145
Pittsford	22,104	1,997	2,005	1,774	1,569	1,799	1,433	4,118
Riga	2,172	143	186	138	126	162	118	426
Sweden	5,088	324	355	312	280	310	271	1,108
Webster	23,214	1,672	2,012	1,551	1,465	1,653	1,200	4,066
TOWNS	295,542	22,707	26,196	20,284	19,908	21,377	16,979	54,397
GRAND TOTAL:	443,832	37,456	38,665	30,561	32,387	31,966	26,468	84,425

DISTRICT DELEGATES TO THE NATIONAL CONVENTION  
VOTE FOR SIX

25TH CONGRESSIONAL DISTRICT  
DEMOCRATIC PRESIDENTIAL PRIMARY  
DETAIL  
PART 1 OF 2

LEGISLATIVE DISTRICT OR TOWN	ELECTION DISTRICT	TOTAL VOTES	CARRIE E. GILROY	KEVIN S. SWEENEY	MARYAGNES LUPIEN	WILLIAM J. BENET	LILIANA M. RUIZ	CHRISTOPHER E. ROESCH
			2A	3A	4A	5A	6A	7A
Leg. Dist. 07	1/16-1	684	48	36	35	39	40	43
	2	600	34	27	29	30	35	29
Leg. Dist. 07		1,284	82	63	64	69	75	72
Leg. Dist. 21	1/24	1,950	190	143	152	157	166	146
	2/14/20	1,374	116	99	97	101	118	98
	3/4/15/16	2,124	99	109	101	88	129	91
	5/23	1,224	72	64	67	62	68	65
	6	996	63	56	57	51	60	47
	7	1,308	75	68	63	74	91	66
	8/17	1,284	82	84	93	82	102	78
	9	912	72	68	64	72	73	58
	10/23-13	1,848	100	83	101	91	101	90
	11/22-1/22-17	1,800	55	64	42	63	77	51
	12	1,404	108	84	83	93	107	82
	13/23-15/23-23/23-29	1,890	178	172	176	163	184	165
	18/26	978	35	45	40	43	50	38
	19/21	996	39	60	48	56	72	51
	22	792	37	34	34	34	46	26
	25/27	1,134	32	42	51	40	63	36
Leg. Dist. 21		22,014	1,353	1,275	1,269	1,270	1,507	1,188
Leg. Dist. 22	2/13	594	9	15	15	8	25	12
	3	504	13	21	13	18	41	19
	4/16/19	870	16	34	22	31	48	26
	5/29-13	900	24	39	25	38	41	30
	6	504	6	10	15	8	16	7
	7	330	3	10	6	8	11	7
	8/22	1,140	34	60	46	40	61	34
	9/10	792	21	27	23	20	34	23
	11/21	1,074	26	32	34	35	50	29
	12/23	750	17	26	20	13	29	13
	14/15	1,104	19	22	20	23	38	26
	18	384	11	12	15	8	16	12
	20/24	894	33	47	34	38	44	34
	25	1,200	63	55	62	59	75	63
	26/25-19	768	56	60	59	50	64	48

DISTRICT DELEGATES TO THE NATIONAL CONVENTION  
VOTE FOR SIX

25TH CONGRESSIONAL DISTRICT  
DEMOCRATIC PRESIDENTIAL PRIMARY  
DETAIL  
PART 1 OF 2

LEGISLATIVE DISTRICT OR TOWN	ELECTION DISTRICT	TOTAL VOTES	CARRIE E. GILROY	KEVIN S. SWEENEY	MARYAGNES LUPIEN	WILLIAM J. BENET	LILIANA M. RUIZ	CHRISTOPHER E. ROESCH
			2A	3A	4A	5A	6A	7A
Leg. Dist. 22								
	27	684	30	41	19	37	35	31
Leg. Dist. 22		12,492	381	511	428	434	628	414
Leg. Dist. 23								
	1/6/9/10/20	3,672	313	271	269	293	305	249
	2/3/11/28	3,420	309	272	288	289	313	267
	4/12/22	3,240	238	194	198	224	229	181
	5/7	1,608	126	119	134	113	149	109
	8/14	1,800	173	134	143	158	161	133
	16/18	1,758	160	110	118	125	137	115
	17	1,032	62	59	55	63	76	54
	19/27	1,374	107	80	82	81	96	76
	21	792	52	50	48	55	47	46
	24	696	51	37	36	41	52	37
	25/26	2,652	213	168	161	174	186	150
Leg. Dist. 23		22,044	1,804	1,494	1,532	1,616	1,751	1,417
Leg. Dist. 24								
	1/13	2,472	217	192	209	208	219	188
	2/3/6/22/23	2,778	230	201	208	211	244	180
	4/10	2,634	234	208	218	218	242	198
	5/24	912	67	56	51	60	64	49
	7/19	684	44	41	49	39	49	42
	8/9	1,278	112	94	94	92	113	90
	11/12	432	20	23	23	24	30	28
	14/20/21	1,506	163	148	142	149	164	132
	15	990	64	65	61	78	64	67
	16/18	1,836	166	145	160	154	169	146
	17	246	5	6	6	7	11	8
Leg. Dist. 24		15,768	1,322	1,179	1,221	1,240	1,369	1,128
Leg. Dist. 25								
	1/22	1,806	90	86	87	100	122	83
	2	1,038	40	50	43	51	54	45
	3	1,242	31	38	42	39	50	39
	4/6/14/24	1,650	137	133	124	135	139	122
	5/10	1,782	61	71	56	76	84	70
	7/13	1,764	42	60	51	52	63	51
	8/27-9	1,962	58	76	57	64	80	65
	9/11	792	13	23	26	22	30	27



DISTRICT DELEGATES TO THE NATIONAL CONVENTION  
VOTE FOR SIX

25TH CONGRESSIONAL DISTRICT  
DEMOCRATIC PRESIDENTIAL PRIMARY  
DETAIL  
PART 1 OF 2

LEGISLATIVE DISTRICT OR TOWN	ELECTION DISTRICT	TOTAL VOTES	CARRIE E. GILROY	KEVIN S. SWEENEY	MARYAGNES LUPIEN	WILLIAM J. BENET	LILIANA M. RUIZ	CHRISTOPHER E. ROESCH
			2A	3A	4A	5A	6A	7A
Leg. Dist. 25	12/28	1,068	100	90	94	101	98	88
	15/18	1,512	26	36	33	32	51	37
	16/27-22	1,212	36	54	39	45	62	47
	17	666	14	16	15	13	21	16
	20/25	1,602	89	76	75	69	88	74
	21/28-19	480	14	21	18	22	27	20
	23	408	37	37	36	35	39	28
	26/27	462	39	38	38	45	38	39
	29/30	816	63	58	62	62	68	54
Leg. Dist. 25		20,262	890	963	896	963	1,114	905
Leg. Dist. 26	1/13/14	1,920	155	134	129	135	160	146
	2/12/17	1,188	72	57	69	68	76	65
	3/4/5/11	1,596	108	95	81	84	102	93
	6/28-5/28-16	1,428	61	60	56	69	76	63
	7/8	1,254	47	52	49	48	65	53
	9/28-9	1,212	67	61	66	65	74	61
	10/15	1,218	59	63	58	64	71	63
	16	492	36	27	32	28	35	32
Leg. Dist. 26		10,308	605	549	540	561	659	576
Leg. Dist. 27	1/2	2,154	76	85	70	81	112	78
	3/7	1,806	79	100	83	87	96	84
	4/5	2,334	109	113	108	101	129	102
	6/17	1,986	64	78	62	70	77	56
	8	1,752	33	56	42	53	55	42
	10/11/24	2,130	102	96	94	102	114	87
	12/16	2,046	84	101	81	91	122	82
	13/21	1,692	54	62	60	67	88	58
	14	864	23	32	21	29	40	27
	15	930	19	28	18	27	31	18
	18/28-3	1,068	46	52	44	51	63	47
	19/23	1,932	67	76	70	64	87	64
	20	612	10	16	11	10	23	20
	25/26	696	32	35	32	38	30	38
Leg. Dist. 27		22,002	798	930	796	871	1,067	803

DISTRICT DELEGATES TO THE NATIONAL CONVENTION  
VOTE FOR SIX

25TH CONGRESSIONAL DISTRICT  
DEMOCRATIC PRESIDENTIAL PRIMARY  
DETAIL  
PART 1 OF 2

LEGISLATIVE DISTRICT OR TOWN	ELECTION DISTRICT	TOTAL VOTES	CARRIE E. GILROY	KEVIN S. SWEENEY	MARYAGNES LUPIEN	WILLIAM J. BENET	LILIANA M. RUIZ	CHRISTOPHER E. ROESCH
			2A	3A	4A	5A	6A	7A
Leg. Dist. 28	1/2/10	1,362	45	61	53	51	75	49
	4	366	18	12	15	11	23	9
	6/18	1,422	60	66	58	67	78	58
	7/17	1,110	36	49	44	40	66	40
	8	642	17	22	19	19	20	25
	11/13	924	28	40	37	32	49	43
	12	324	11	18	14	10	18	13
	14/15/22	1,170	36	45	39	41	55	46
	20	678	29	34	32	31	49	36
	21	636	33	32	38	28	44	32
Leg. Dist. 28		8,634	313	379	349	330	477	351
Leg. Dist. 29	1/2/20/26	1,512	48	71	66	71	87	60
	3/8/9	1,128	40	40	36	41	72	38
	4/6	1,068	44	50	46	52	63	52
	5/10	1,542	46	62	50	60	68	56
	7/17	822	48	45	41	46	51	48
	11/14	822	41	40	39	40	48	38
	12/24	1,674	71	78	80	82	125	73
	15/16/19	1,284	44	61	45	56	72	49
	18/21/27	1,326	84	64	69	74	90	59
	22	570	3	9	7	9	9	7
	23	744	12	11	8	10	14	8
	25/28	990	25	19	22	23	29	24
Leg. Dist. 29		13,482	506	550	509	564	728	512
CITY		148,290	8,054	7,893	7,604	7,918	9,375	7,366
Brighton	1/13/23	2,190	146	112	118	121	139	111
	2/26/44	1,446	116	108	107	110	106	105
	3	768	48	46	37	44	46	45
	4/5	2,304	177	163	164	169	178	163
	6	1,236	107	81	99	100	109	91
	7/11/15	2,382	194	168	173	176	206	165
	8/16/18/29	2,490	168	119	139	140	148	109
	9/25/27	2,484	197	169	174	169	196	157
	10/21	1,986	148	111	117	112	148	105



DISTRICT DELEGATES TO THE NATIONAL CONVENTION  
VOTE FOR SIX

25TH CONGRESSIONAL DISTRICT  
DEMOCRATIC PRESIDENTIAL PRIMARY  
DETAIL  
PART 1 OF 2

LEGISLATIVE DISTRICT OR TOWN	ELECTION DISTRICT	TOTAL VOTES	CARRIE E. GILROY	KEVIN S. SWEENEY	MARYAGNES LUPIEN	WILLIAM J. BENET	LILIANA M. RUIZ	CHRISTOPHER E. ROESCH
			2A	3A	4A	5A	6A	7A
East Rochester	1/4/5	1,458	126	103	104	109	106	107
	2/3	888	78	62	64	67	72	62
	6/7	1,068	93	77	88	83	95	82
		<u>3,414</u>	<u>297</u>	<u>242</u>	<u>256</u>	<u>259</u>	<u>273</u>	<u>251</u>
East Rochester Gates	1/11	804	58	47	50	41	53	36
	2/4	864	63	54	45	53	58	51
	3/15	996	56	54	48	49	49	52
	5/23	846	46	34	34	42	45	42
	6/10/22	1,314	80	75	67	74	87	65
	7/18	1,068	74	65	48	58	56	59
	8/19	630	37	26	24	38	31	37
	9/33	870	47	43	38	45	48	42
	12/32	810	62	52	36	53	49	46
	13/17/29	1,122	76	65	65	64	79	71
	14/16	702	44	32	33	33	42	44
	20/25	708	52	41	45	45	49	44
	21/31	600	31	29	24	33	32	31
	24/28	1,002	59	52	42	49	52	56
	26/34/35	984	81	73	56	63	73	67
	27/30	894	42	32	29	33	37	40
		<u>14,214</u>	<u>908</u>	<u>774</u>	<u>684</u>	<u>773</u>	<u>840</u>	<u>783</u>
Gates Greece	1/74/82	1,356	94	80	90	93	99	90
	2/34/54	906	91	75	74	76	74	78
	3/52	756	54	45	35	45	47	45
	4/13/40	972	57	44	42	48	51	59
	5/8/9	1,194	100	83	81	94	91	93
	6/7	774	64	51	55	58	60	61
	10/11/25	1,116	72	58	52	63	65	72
	12/46/49/55	1,026	75	71	55	72	73	67
	14/83	582	40	35	31	32	39	35
	15/71	708	45	42	37	41	43	41
	16/38/76	936	76	64	57	73	75	67
	17/39	690	39	34	37	45	36	36
	18/67	708	57	42	39	47	49	47
	19/23	948	49	52	38	50	45	53

DISTRICT DELEGATES TO THE NATIONAL CONVENTION  
VOTE FOR SIX

25TH CONGRESSIONAL DISTRICT  
DEMOCRATIC PRESIDENTIAL PRIMARY  
DETAIL  
PART 1 OF 2

LEGISLATIVE DISTRICT OR TOWN	ELECTION DISTRICT	TOTAL VOTES	CARRIE E. GILROY	KEVIN S. SWEENEY	MARYAGNES LUPIEN	WILLIAM J. BENET	LILIANA M. RUIZ	CHRISTOPHER E. ROESCH
			2A	3A	4A	5A	6A	7A
Greece	20/32	804	68	54	58	59	65	57
	21/26/30	834	65	57	56	58	66	64
	22/63	768	65	62	42	53	52	60
	24/109	870	60	42	46	51	58	49
	27/108	912	40	41	39	40	38	42
	28/45	852	69	47	55	61	61	55
	29/66	690	42	38	34	44	47	43
	31/47	852	73	65	63	69	57	76
	33/57	702	42	27	31	35	31	36
	35/84	828	60	47	50	53	57	51
	36/42	906	58	48	43	55	48	54
	37/81	534	40	34	35	37	40	39
	41/48/78	888	68	59	48	56	53	56
	43/107	678	43	28	29	27	26	35
	44/89/99	1,140	79	65	60	70	54	74
	50/56	834	59	48	47	46	53	57
	51/68	654	42	44	42	48	40	42
	53/72	942	47	35	39	30	36	38
	58/90	864	61	49	42	51	55	48
	59/61	792	41	38	30	38	41	38
	60/75/95	918	74	61	53	56	64	63
	62/96/101	1,206	91	69	63	75	77	78
	64/80	684	53	36	33	36	48	44
	65	360	18	16	17	22	23	26
	69/94	612	41	44	31	42	44	43
	70	480	33	25	20	26	27	31
	73/85	708	56	49	46	38	46	51
	77	576	37	30	31	31	45	31
	79	486	36	28	23	29	26	27
	86	444	38	31	32	35	32	26
	87	336	22	17	17	15	21	19
	88/104/105	1,074	63	57	45	59	58	67
	91	642	42	33	37	41	41	42
	92/100	1,236	82	70	71	69	81	73
	93	570	44	39	29	37	40	39
	97	720	46	39	38	43	38	43
	98/106	888	51	44	50	52	50	53

DISTRICT DELEGATES TO THE NATIONAL CONVENTION  
VOTE FOR SIX

25TH CONGRESSIONAL DISTRICT  
DEMOCRATIC PRESIDENTIAL PRIMARY  
DETAIL  
PART 1 OF 2

LEGISLATIVE DISTRICT OR TOWN	ELECTION DISTRICT	TOTAL VOTES	CARRIE E. GILROY	KEVIN S. SWEENEY	MARYAGNES LUPIEN	WILLIAM J. BENET	LILIANA M. RUIZ	CHRISTOPHER E. ROESCH
			2A	3A	4A	5A	6A	7A
Greece								
	102/103	888	52	48	52	37	54	48
Greece		41,844	2,914	2,440	2,300	2,561	2,640	2,662
Henrietta								
	1/12	972	62	59	52	56	61	51
	2/19	858	61	58	46	52	67	51
	3/30	1,980	138	110	120	104	132	101
	4/5	1,320	83	80	65	75	86	76
	6/8	1,002	64	61	58	53	62	51
	7/22	1,356	92	88	69	85	89	77
	9/14	1,152	79	73	73	65	85	59
	10/18	1,128	75	70	68	68	73	70
	11/23/34	1,536	115	115	110	111	122	101
	13	1,134	74	66	62	61	78	63
	15/16	966	77	78	66	68	75	69
	17/25	1,068	85	60	52	62	70	52
	20/35	1,662	140	116	122	111	144	103
	21/28	978	69	67	69	66	72	69
	24/33	1,170	90	93	79	78	83	75
	26	1,098	72	62	60	77	71	62
	27/31	1,278	82	74	70	63	76	55
	29	2,040	132	121	120	108	147	111
	32	960	54	47	43	40	56	38
Henrietta		23,658	1,644	1,498	1,404	1,403	1,649	1,334
Irondequoit								
	1/37	1,212	90	83	64	82	88	79
	2/9/40/45	1,542	113	93	92	100	103	90
	3	738	61	53	50	51	55	52
	4/15/30	1,458	132	98	104	102	119	101
	5/12/19	2,052	179	126	126	137	150	134
	6/7	1,560	135	105	110	121	120	114
	8/10/20	1,392	102	84	82	91	91	80
	11/34/41	1,704	123	95	103	110	120	102
	13/31	1,620	147	109	124	120	135	114
	14/28	1,062	79	70	72	71	80	74
	16/22	1,728	147	136	105	135	123	125
	17/21/24	1,620	136	119	117	136	127	118
	18/26/54	1,050	68	49	70	62	64	70

DISTRICT DELEGATES TO THE NATIONAL CONVENTION  
VOTE FOR SIX

25TH CONGRESSIONAL DISTRICT  
DEMOCRATIC PRESIDENTIAL PRIMARY  
DETAIL  
PART 1 OF 2

LEGISLATIVE DISTRICT OR TOWN	ELECTION DISTRICT	TOTAL VOTES	CARRIE E. GILROY	KEVIN S. SWEENEY	MARYAGNES LUPIEN	WILLIAM J. BENET	LILIANA M. RUIZ	CHRISTOPHER E. ROESCH	
			2A	3A	4A	5A	6A	7A	
Irondequoit	23/29/35/43	2,160	175	153	135	134	166	132	
	25/33/59	1,470	135	92	100	117	121	105	
	27/42/63	1,140	88	74	77	79	87	79	
	32/58	1,206	94	86	80	91	100	80	
	36/50	900	69	56	48	52	65	58	
	38/55/56	1,524	102	76	79	88	89	89	
	39	126	2	2	3	3	5	0	
	44/60	1,440	105	90	82	91	88	91	
	46/49	1,116	92	69	71	80	71	74	
	47/51/62	1,452	122	110	96	113	106	106	
	48/53/68	1,464	106	93	75	92	101	88	
	52/61	1,416	91	62	65	76	79	78	
	57/65/67	1,488	100	73	78	84	92	72	
	64/66	642	24	28	24	28	33	27	
			<u>36,282</u>	<u>2,817</u>	<u>2,284</u>	<u>2,232</u>	<u>2,446</u>	<u>2,578</u>	<u>2,332</u>
Irondequoit Ogden	1/9	978	69	63	52	57	63	59	
	2/13	738	52	37	31	35	39	39	
	3	630	49	41	42	41	45	40	
	4/18	858	72	68	60	65	65	65	
	5/12	738	61	60	56	53	58	54	
	6/10	1,008	83	67	62	77	76	73	
	7/16/20	732	51	46	46	44	51	43	
	8	444	35	26	31	27	34	30	
	11	282	22	22	22	20	24	25	
	14/17	552	42	35	28	32	31	33	
	15	396	27	23	19	19	14	21	
	19	510	42	36	35	33	32	41	
			<u>7,866</u>	<u>605</u>	<u>524</u>	<u>484</u>	<u>503</u>	<u>532</u>	<u>523</u>
	Ogden Parma	1/11	876	78	71	66	66	75	73
2/8		948	79	78	63	70	59	79	
3/13		756	70	48	53	51	55	49	
4/5		576	44	38	30	42	35	47	
6/7		282	17	13	13	16	15	13	
9/10		738	57	49	36	51	44	47	
12		612	45	32	28	27	35	39	

DISTRICT DELEGATES TO THE NATIONAL CONVENTION  
VOTE FOR SIX

25TH CONGRESSIONAL DISTRICT  
DEMOCRATIC PRESIDENTIAL PRIMARY  
DETAIL  
PART 1 OF 2

LEGISLATIVE DISTRICT OR TOWN	ELECTION DISTRICT	TOTAL VOTES	CARRIE E. GILROY	KEVIN S. SWEENEY	MARYAGNES LUPIEN	WILLIAM J. BENET	LILIANA M. RUIZ	CHRISTOPHER E. ROESCH
			2A	3A	4A	5A	6A	7A
Parma	14/15	762	65	52	43	59	44	60
Parma		5,550	455	381	332	382	362	407
Penfield	1/21	1,146	75	63	73	67	74	69
	2	570	50	31	39	39	44	32
	3/39	756	39	28	29	39	37	30
	4/14	906	61	47	49	55	53	48
	5/9	1,608	116	86	96	97	103	89
	6/26/34	1,230	81	63	61	70	71	72
	7/15	1,272	88	75	83	80	83	76
	8	450	34	31	32	31	30	30
	10/11/16	960	66	65	61	50	64	53
	12/24	1,332	93	77	70	78	88	63
	13	756	40	32	33	29	33	33
	17/22	1,164	76	69	70	72	80	67
	18/23/36	1,752	123	106	104	108	111	107
	19/30	1,692	130	106	94	98	109	99
	20/42	936	62	35	38	41	48	36
	25/33	840	63	51	51	52	56	51
	27/28	1,212	81	66	72	80	76	59
	29/35	1,650	132	109	114	110	128	102
	31/32	876	63	50	62	55	55	56
	37	798	55	49	44	55	48	47
	38/40	894	78	51	62	53	59	55
	41	558	33	25	24	24	33	23
Penfield		23,358	1,639	1,315	1,361	1,383	1,483	1,297
Perinton	1/39	1,326	102	88	91	80	88	81
	2	732	56	40	42	42	47	42
	3/32	1,044	89	76	73	71	88	74
	4/14/20	1,596	128	126	117	122	122	121
	5/54	1,026	79	76	71	77	77	72
	6/25	1,068	77	64	60	72	65	60
	7/38	1,422	87	73	73	80	82	74
	8/27	990	90	75	62	69	70	68
	9	636	47	37	41	34	45	36
	10/11/46	1,488	125	98	114	104	118	82



DISTRICT DELEGATES TO THE NATIONAL CONVENTION  
VOTE FOR SIX

25TH CONGRESSIONAL DISTRICT  
DEMOCRATIC PRESIDENTIAL PRIMARY  
DETAIL  
PART 1 OF 2

LEGISLATIVE DISTRICT OR TOWN	ELECTION DISTRICT	TOTAL VOTES	CARRIE E. GILROY	KEVIN S. SWEENEY	MARYAGNES LUPIEN	WILLIAM J. BENET	LILIANA M. RUIZ	CHRISTOPHER E. ROESCH	
			2A	3A	4A	5A	6A	7A	
Perinton	12/16/18	1,572	124	106	100	101	104	95	
	13/55	900	70	67	60	63	66	57	
	15/40/48	1,446	116	96	94	92	101	90	
	17/44	1,290	106	81	82	86	101	80	
	19/23	1,326	95	81	67	68	85	71	
	21	630	55	33	47	44	44	36	
	22/29/41	1,188	100	95	83	81	87	79	
	24/34	1,272	81	53	60	68	64	60	
	26/31	1,272	97	79	81	76	89	71	
	28/49/51	1,482	111	102	95	94	109	92	
	30/36	1,026	93	73	75	64	87	70	
	33/53	1,134	85	67	65	65	73	70	
	35/52	948	69	55	60	53	60	56	
	37/42	1,272	103	92	85	96	106	85	
	43	924	76	60	56	60	67	44	
	45	822	58	53	53	54	58	44	
	47/56	1,308	100	94	90	88	91	89	
	50	270	14	20	19	17	18	19	
			<u>31,410</u>	<u>2,433</u>	<u>2,060</u>	<u>2,016</u>	<u>2,021</u>	<u>2,212</u>	<u>1,918</u>
	Perinton Pittsford	1/2	1,344	96	79	81	72	86	66
3		888	47	36	46	38	47	39	
4/12		1,284	96	75	78	81	85	66	
5/20		1,404	100	82	80	80	88	78	
6/9/14		2,106	118	101	99	103	106	94	
7/16/27		1,296	78	70	65	59	77	55	
8		498	21	19	17	20	18	17	
10/31		1,452	85	63	63	57	77	50	
11/15/23		1,530	101	84	88	92	99	82	
13/30/32		1,908	135	106	123	93	144	88	
17/26		1,554	113	93	105	92	111	95	
18/28		1,224	79	77	69	75	78	68	
19/29		732	58	40	42	53	46	46	
21		792	66	48	56	47	64	45	
22/33		1,656	122	101	109	106	113	105	
24		684	36	33	32	25	37	25	
25	846	35	32	29	35	37	25		

DISTRICT DELEGATES TO THE NATIONAL CONVENTION  
VOTE FOR SIX

25TH CONGRESSIONAL DISTRICT  
DEMOCRATIC PRESIDENTIAL PRIMARY  
DETAIL  
PART 1 OF 2

LEGISLATIVE DISTRICT OR TOWN	ELECTION DISTRICT	TOTAL VOTES	CARRIE E. GILROY	KEVIN S. SWEENEY	MARYAGNES LUPIEN	WILLIAM J. BENET	LILIANA M. RUIZ	CHRISTOPHER E. ROESCH
			2A	3A	4A	5A	6A	7A
Pittsford								
	34	906	45	33	33	35	40	31
Pittsford		22,104	1,431	1,172	1,215	1,163	1,353	1,075
Riga								
	1/3	864	70	60	54	59	58	58
	2/6	666	48	40	38	42	49	46
	4/5	642	50	42	38	39	42	40
Riga		2,172	168	142	130	140	149	144
Sweden								
	1/5/6	1,110	84	68	77	74	84	71
	2/3/11	1,320	119	113	114	106	118	100
	4/9	1,008	78	69	57	61	68	59
	7/12	924	64	58	45	51	57	44
	8/10	726	59	50	45	44	48	43
Sweden		5,088	404	358	338	336	375	317
Webster								
	1/2	1,356	120	94	102	94	112	87
	3/36	1,038	85	66	69	70	68	72
	4/14	720	65	60	48	53	53	56
	5/32	1,122	88	79	72	70	86	75
	6/11/43	1,236	108	84	93	95	86	95
	7/12	1,224	120	97	101	96	105	98
	8/13/18	1,254	94	73	76	89	96	79
	9/34	660	54	44	46	44	48	38
	10	822	73	50	53	53	62	47
	15/39	1,008	74	63	63	66	75	51
	16/26	1,182	104	72	75	70	82	78
	17/28	834	76	51	53	57	71	61
	19/29	1,092	89	69	70	67	78	70
	20/42	1,188	98	64	84	72	79	71
	21/35	966	79	67	68	67	73	65
	22/37	1,344	125	98	92	86	102	85
	23/33	942	78	62	58	57	62	57
	24	1,080	80	68	56	68	74	62
	25/38	840	58	42	51	53	52	46
	27	528	53	44	34	40	43	46
	30	576	37	37	33	31	39	33
	31	564	34	33	25	33	31	30

DISTRICT DELEGATES TO THE NATIONAL CONVENTION  
VOTE FOR SIX

25TH CONGRESSIONAL DISTRICT  
DEMOCRATIC PRESIDENTIAL PRIMARY  
DETAIL  
PART 1 OF 2

LEGISLATIVE DISTRICT OR TOWN	ELECTION DISTRICT	TOTAL VOTES	CARRIE E. GILROY	KEVIN S. SWEENEY	MARYAGNES LUPIEN	WILLIAM J. BENET	LILIANA M. RUIZ	CHRISTOPHER E. ROESCH
			2A	3A	4A	5A	6A	7A
Webster	40	1,128	71	56	60	56	69	55
	41	510	39	29	33	25	33	28
Webster		<u>23,214</u>	<u>1,902</u>	<u>1,502</u>	<u>1,515</u>	<u>1,512</u>	<u>1,679</u>	<u>1,485</u>
TOWNS		<u>295,542</u>	<u>21,626</u>	<u>18,084</u>	<u>17,681</u>	<u>18,395</u>	<u>20,006</u>	<u>17,902</u>
GRAND TOTAL:		<u><u>443,832</u></u>	<u><u>29,680</u></u>	<u><u>25,977</u></u>	<u><u>25,285</u></u>	<u><u>26,313</u></u>	<u><u>29,381</u></u>	<u><u>25,268</u></u>

DISTRICT DELEGATES TO THE NATIONAL CONVENTION  
VOTE FOR SIX

25TH CONGRESSIONAL DISTRICT  
DEMOCRATIC PRESIDENTIAL PRIMARY  
DETAIL  
PART 2 OF 2

LEGISLATIVE DISTRICT OR TOWN	ELECTION DISTRICT	TOTAL VOTES	LOVELY A. WARREN	JOSEPH D. MORELLE	HILDA E. ESCHER	DAVID F. GANTT	MARGIE M. BRUMFIELD	THADDEUS IAN MACK	BLANK AND VOID
			2B	3B	4B	5B	6B	7B	
Leg. Dist. 07									
	1/16-1	684	50	70	56	45	57	41	124
	2	600	51	54	30	40	26	28	187
Leg. Dist. 07		1,284	101	124	86	85	83	69	311
Leg. Dist. 21									
	1/24	1,950	124	158	98	106	116	90	304
	2/14/20	1,374	124	122	93	99	113	78	116
	3/4/15/16	2,124	246	193	144	206	152	132	434
	5/23	1,224	124	120	85	109	97	88	203
	6	996	94	73	69	68	72	57	229
	7	1,308	134	122	89	99	87	76	264
	8/17	1,284	122	102	73	109	72	71	214
	9	912	60	58	55	44	40	41	207
	10/23-13	1,848	171	187	155	141	156	137	335
	11/22-1/22-17	1,800	231	172	147	201	148	135	414
	12	1,404	96	108	82	83	84	72	322
	13/23-15/23-23/23-29	1,890	127	114	105	100	110	95	201
	18/26	978	108	90	61	92	67	65	244
	19/21	996	122	102	73	108	88	83	94
	22	792	93	62	56	82	55	56	177
	25/27	1,134	148	109	80	135	90	92	216
Leg. Dist. 21		22,014	2,124	1,892	1,465	1,782	1,547	1,368	3,974
Leg. Dist. 22									
	2/13	594	79	50	37	76	41	38	189
	3	504	60	33	41	52	26	19	148
	4/16/19	870	124	97	86	108	85	79	114
	5/29-13	900	120	83	70	103	74	71	182
	6	504	68	58	44	66	48	49	109
	7	330	40	30	28	36	25	23	103
	8/22	1,140	149	112	101	139	104	107	153
	9/10	792	105	83	73	99	74	74	136
	11/21	1,074	137	92	83	116	85	80	275
	12/23	750	93	57	45	78	47	38	274
	14/15	1,104	130	107	84	131	90	87	327
	18	384	41	26	22	40	23	22	136
	20/24	894	110	83	81	111	84	81	114
	25	1,200	125	103	91	109	101	78	216
	26/25-19	768	52	44	48	39	42	36	170

DISTRICT DELEGATES TO THE NATIONAL CONVENTION  
VOTE FOR SIX

25TH CONGRESSIONAL DISTRICT  
DEMOCRATIC PRESIDENTIAL PRIMARY  
DETAIL  
PART 2 OF 2

LEGISLATIVE DISTRICT OR TOWN	ELECTION DISTRICT	TOTAL VOTES	LOVELY A. WARREN 2B	JOSEPH D. MORELLE 3B	HILDA E. ESCHER 4B	DAVID F. GANTT 5B	MARGIE M. BRUMFIELD 6B	THADDEUS IAN MACK 7B	BLANK AND VOID
Leg. Dist. 22									
	27	684	92	68	58	84	61	48	80
Leg. Dist. 22		12,492	1,525	1,126	992	1,387	1,010	930	2,726
Leg. Dist. 23									
	1/6/9/10/20	3,672	228	255	213	200	215	187	674
	2/3/11/28	3,420	224	206	192	156	177	152	575
	4/12/22	3,240	250	269	247	193	230	212	575
	5/7	1,608	101	94	89	71	80	79	344
	8/14	1,800	95	106	92	73	90	82	360
	16/18	1,758	112	153	114	101	119	90	304
	17	1,032	93	78	55	67	57	54	259
	19/27	1,374	99	122	93	88	100	73	277
	21	792	70	78	64	56	60	57	109
	24	696	52	64	42	43	45	46	150
	25/26	2,652	211	247	200	167	198	164	413
Leg. Dist. 23		22,044	1,535	1,672	1,401	1,215	1,371	1,196	4,040
Leg. Dist. 24									
	1/13	2,472	155	167	143	123	137	111	403
	2/3/6/22/23	2,778	195	181	176	128	158	136	530
	4/10	2,634	176	158	138	119	146	116	463
	5/24	912	74	84	70	51	59	47	180
	7/19	684	60	50	45	43	46	33	143
	8/9	1,278	91	78	91	62	85	61	215
	11/12	432	48	32	20	44	29	21	90
	14/20/21	1,506	81	77	63	62	63	54	208
	15	990	86	70	60	62	57	48	208
	16/18	1,836	121	108	101	90	100	87	289
	17	246	26	19	17	22	17	16	86
Leg. Dist. 24		15,768	1,113	1,024	924	806	897	730	2,815
Leg. Dist. 25									
	1/22	1,806	196	168	138	162	136	127	311
	2	1,038	117	80	64	100	76	67	251
	3	1,242	173	139	111	153	130	111	186
	4/6/14/24	1,650	115	99	85	100	82	58	321
	5/10	1,782	200	155	129	171	134	124	451
	7/13	1,764	228	161	146	199	160	146	405
	8/27-9	1,962	239	172	156	207	166	150	472
	9/11	792	107	73	69	98	71	69	164

DISTRICT DELEGATES TO THE NATIONAL CONVENTION  
VOTE FOR SIX

25TH CONGRESSIONAL DISTRICT  
DEMOCRATIC PRESIDENTIAL PRIMARY  
DETAIL  
PART 2 OF 2

LEGISLATIVE DISTRICT OR TOWN	ELECTION DISTRICT	TOTAL VOTES	LOVELY A. WARREN 2B	JOSEPH D. MORELLE 3B	HILDA E. ESCHER 4B	DAVID F. GANNT 5B	MARGIE M. BRUMFIELD 6B	THADDEUS IAN MACK 7B	BLANK AND VOID
Leg. Dist. 25	12/28	1,068	64	60	54	51	54	51	163
	15/18	1,512	203	152	116	182	130	108	406
	16/27-22	1,212	160	114	104	143	100	111	197
	17	666	84	61	45	72	45	43	221
	20/25	1,602	152	129	116	131	110	107	386
	21/28-19	480	62	41	40	45	36	38	96
	23	408	28	12	20	9	15	12	100
	26/27	462	32	30	31	27	30	26	49
	29/30	816	62	55	50	51	54	42	135
Leg. Dist. 25		20,262	2,222	1,701	1,474	1,901	1,529	1,390	4,314
Leg. Dist. 26	1/13/14	1,920	157	185	127	140	138	122	192
	2/12/17	1,188	95	112	83	87	83	69	252
	3/4/5/11	1,596	129	148	104	114	108	86	344
	6/28-5/28-16	1,428	135	127	98	109	107	88	379
	7/8	1,254	138	97	78	114	88	90	335
	9/28-9	1,212	126	106	68	97	73	61	287
	10/15	1,218	123	109	83	108	87	89	241
	16	492	40	45	34	36	37	28	82
Leg. Dist. 26		10,308	943	929	675	805	721	633	2,112
Leg. Dist. 27	1/2	2,154	265	212	170	237	176	171	421
	3/7	1,806	203	154	129	164	153	113	361
	4/5	2,334	267	208	177	241	186	181	412
	6/17	1,986	255	171	143	214	162	149	485
	8	1,752	228	140	121	198	135	116	533
	10/11/24	2,130	239	198	153	207	176	174	388
	12/16	2,046	254	173	132	209	155	142	420
	13/21	1,692	203	164	147	177	144	135	333
	14	864	122	84	76	108	76	76	150
	15	930	120	68	52	103	62	59	325
	18/28-3	1,068	112	96	64	119	76	71	227
	19/23	1,932	222	169	140	205	151	137	480
	20	612	88	55	39	75	46	40	179
	25/26	696	68	59	39	58	49	36	182
Leg. Dist. 27		22,002	2,646	1,951	1,582	2,315	1,747	1,600	4,896

DISTRICT DELEGATES TO THE NATIONAL CONVENTION  
VOTE FOR SIX

25TH CONGRESSIONAL DISTRICT  
DEMOCRATIC PRESIDENTIAL PRIMARY  
DETAIL  
PART 2 OF 2

LEGISLATIVE DISTRICT OR TOWN	ELECTION DISTRICT	TOTAL VOTES	LOVELY A. WARREN	JOSEPH D. MORELLE	HILDA E. ESCHER	DAVID F. GANTT	MARGIE M. BRUMFIELD	THADDEUS IAN MACK	BLANK AND VOID
			2B	3B	4B	5B	6B	7B	
Leg. Dist. 28									
	1/2/10	1,362	167	112	80	138	92	86	353
	4	366	42	34	22	34	26	22	98
	6/18	1,422	160	140	111	129	118	109	268
	7/17	1,110	123	102	82	115	69	65	279
	8	642	70	51	49	64	52	48	186
	11/13	924	111	79	60	91	66	58	230
	12	324	38	28	28	36	29	27	54
	14/15/22	1,170	143	111	98	116	95	83	262
	20	678	80	67	55	68	55	51	91
	21	636	66	61	46	56	59	47	94
Leg. Dist. 28		8,634	1,000	785	631	847	661	596	1,915
Leg. Dist. 29									
	1/2/20/26	1,512	192	153	117	174	130	126	217
	3/8/9	1,128	130	96	74	100	59	63	339
	4/6	1,068	115	94	83	89	74	73	233
	5/10	1,542	189	147	137	180	136	125	286
	7/17	822	78	75	57	67	60	43	163
	11/14	822	86	79	69	86	68	64	124
	12/24	1,674	197	168	137	173	124	135	231
	15/16/19	1,284	144	108	92	125	90	94	304
	18/21/27	1,326	123	118	94	99	91	80	281
	22	570	87	67	55	70	57	52	138
	23	744	81	66	63	68	60	54	289
	25/28	990	118	94	69	105	74	68	320
Leg. Dist. 29		13,482	1,540	1,265	1,047	1,336	1,023	977	2,925
CITY		148,290	14,749	12,469	10,277	12,479	10,589	9,489	30,028
Brighton									
	1/13/23	2,190	209	239	187	161	186	141	320
	2/26/44	1,446	112	124	99	104	116	92	147
	3	768	61	72	60	51	57	45	156
	4/5	2,304	196	207	200	183	191	184	129
	6	1,236	100	112	84	71	92	60	130
	7/11/15	2,382	180	183	152	125	141	118	401
	8/16/18/29	2,490	228	267	220	177	222	171	382
	9/25/27	2,484	223	246	205	187	214	157	190
	10/21	1,986	172	200	153	130	148	123	319

DISTRICT DELEGATES TO THE NATIONAL CONVENTION  
VOTE FOR SIX

25TH CONGRESSIONAL DISTRICT  
DEMOCRATIC PRESIDENTIAL PRIMARY  
DETAIL  
PART 2 OF 2

LEGISLATIVE DISTRICT OR TOWN	ELECTION DISTRICT	TOTAL VOTES	LOVELY A. WARREN 2B	JOSEPH D. MORELLE 3B	HILDA E. ESCHER 4B	DAVID F. GANTT 5B	MARGIE M. BRUMFIELD 6B	THADDEUS IAN MACK 7B	BLANK AND VOID
Brighton									
	12/19/28	3,168	283	329	264	223	277	228	419
	14/30	2,460	242	249	221	223	226	204	168
	17	492	49	50	40	41	42	35	142
	20/35	1,458	128	150	107	111	112	90	163
	22/37/42	1,800	146	186	136	119	139	114	238
	24/34	1,608	138	153	137	124	125	113	207
	31/32/33	2,622	224	264	202	180	206	164	371
	36/45	1,278	85	78	60	70	58	44	328
	38/39	1,674	143	156	118	102	126	87	279
	40/46	1,902	187	206	163	143	152	133	306
	41/43	1,956	160	180	152	133	151	117	354
Brighton		37,704	3,266	3,651	2,960	2,658	2,981	2,420	5,149
Chili									
	1/19/27	1,272	106	118	88	98	107	68	203
	2	480	30	36	26	33	32	24	44
	3	660	36	50	42	39	42	31	130
	4/18/30	978	64	73	68	68	73	56	225
	5/6/23	1,188	71	89	74	67	75	61	238
	7/15	756	53	54	50	51	41	34	241
	8/10	606	41	51	38	40	42	30	117
	9/11	900	75	92	78	72	78	68	47
	12/31	1,050	82	89	72	73	84	59	216
	13/21	852	65	67	60	51	66	45	130
	14/24	1,284	98	107	89	85	88	81	197
	16	804	61	69	55	63	65	48	79
	17	888	72	81	61	65	62	53	174
	20/25/28	1,788	173	176	116	146	139	117	296
	22/29	882	82	81	72	76	77	65	153
	26/32	1,032	70	69	64	56	65	39	185
Chili		15,420	1,179	1,302	1,053	1,083	1,136	879	2,675
Clarkson									
	1/3	846	62	68	57	54	60	43	225
	4	402	22	28	33	22	33	24	54
	5	624	39	43	41	31	41	30	189
	6	372	30	27	33	31	30	27	16
Clarkson		2,244	153	166	164	138	164	124	484



DISTRICT DELEGATES TO THE NATIONAL CONVENTION  
VOTE FOR SIX

25TH CONGRESSIONAL DISTRICT  
DEMOCRATIC PRESIDENTIAL PRIMARY  
DETAIL  
PART 2 OF 2

LEGISLATIVE DISTRICT OR TOWN	ELECTION DISTRICT	TOTAL VOTES	LOVELY A. WARREN	JOSEPH D. MORELLE	HILDA E. ESCHER	DAVID F. GANTT	MARGIE M. BRUMFIELD	THADDEUS IAN MACK	BLANK AND VOID
			2B	3B	4B	5B	6B	7B	
East Rochester									
	1/4/5	1,458	99	127	89	94	99	78	217
	2/3	888	58	74	62	63	60	54	112
	6/7	1,068	85	98	65	66	81	58	97
East Rochester		3,414	242	299	216	223	240	190	426
Gates									
	1/11	804	56	64	34	49	46	38	232
	2/4	864	59	77	53	61	52	43	195
	3/15	996	84	90	56	76	63	56	263
	5/23	846	73	85	67	64	69	61	184
	6/10/22	1,314	121	119	83	106	106	86	245
	7/18	1,068	87	93	72	90	78	64	224
	8/19	630	55	63	36	47	52	39	145
	9/33	870	85	90	66	88	69	59	150
	12/32	810	52	63	38	51	42	25	241
	13/17/29	1,122	85	101	67	86	74	63	226
	14/16	702	57	70	52	61	52	43	139
	20/25	708	56	64	46	50	48	49	119
	21/31	600	46	61	40	51	44	39	139
	24/28	1,002	87	96	74	81	74	59	221
	26/34/35	984	80	94	74	79	77	58	109
	27/30	894	88	103	75	82	71	62	200
Gates		14,214	1,171	1,333	933	1,122	1,017	844	3,032
Greece									
	1/74/82	1,356	94	106	71	79	75	66	319
	2/34/54	906	54	76	63	55	65	50	75
	3/52	756	52	63	44	44	45	38	199
	4/13/40	972	71	91	68	70	69	51	251
	5/8/9	1,194	71	92	62	64	70	57	236
	6/7	774	54	70	52	62	64	50	73
	10/11/25	1,116	68	79	60	66	60	44	357
	12/46/49/55	1,026	80	92	71	80	75	64	151
	14/83	582	43	50	40	39	37	34	127
	15/71	708	47	51	34	50	33	30	214
	16/38/76	936	51	61	46	40	43	37	246
	17/39	690	57	65	44	49	54	42	152
	18/67	708	41	60	48	36	49	36	157
	19/23	948	65	68	46	57	44	36	345

DISTRICT DELEGATES TO THE NATIONAL CONVENTION  
VOTE FOR SIX

25TH CONGRESSIONAL DISTRICT  
DEMOCRATIC PRESIDENTIAL PRIMARY  
DETAIL  
PART 2 OF 2

LEGISLATIVE DISTRICT OR TOWN	ELECTION DISTRICT	TOTAL VOTES	LOVELY A. WARREN	JOSEPH D. MORELLE	HILDA E. ESCHER	DAVID F. GANTT	MARGIE M. BRUMFIELD	THADDEUS IAN MACK	BLANK AND VOID
			2B	3B	4B	5B	6B	7B	
Greece									
	20/32	804	49	65	48	54	45	40	142
	21/26/30	834	53	72	43	55	49	34	162
	22/63	768	50	67	58	57	59	42	101
	24/109	870	71	85	68	55	65	37	183
	27/108	912	80	75	65	58	65	53	276
	28/45	852	56	83	63	53	64	46	139
	29/66	690	50	55	38	34	38	22	205
	31/47	852	63	78	61	58	67	47	75
	33/57	702	43	56	45	40	49	35	232
	35/84	828	53	69	48	54	51	46	189
	36/42	906	72	90	62	77	70	52	177
	37/81	534	34	48	27	37	33	20	110
	41/48/78	888	54	69	48	53	52	36	236
	43/107	678	56	70	58	51	53	36	166
	44/89/99	1,140	75	113	78	77	89	57	249
	50/56	834	52	70	50	51	56	38	207
	51/68	654	55	61	53	49	53	50	75
	53/72	942	79	83	61	66	57	47	324
	58/90	864	66	86	62	57	65	52	170
	59/61	792	69	63	50	64	51	43	226
	60/75/95	918	63	80	57	65	59	53	170
	62/96/101	1,206	86	102	91	72	86	61	255
	64/80	684	60	70	52	51	55	34	112
	65	360	36	34	27	29	29	16	67
	69/94	612	43	58	39	47	43	34	103
	70	480	32	41	32	33	35	26	119
	73/85	708	48	45	39	53	38	28	171
	77	576	51	53	39	42	39	31	116
	79	486	36	40	33	36	39	37	96
	86	444	34	52	33	31	38	30	32
	87	336	27	28	24	25	25	24	72
	88/104/105	1,074	85	102	68	77	75	60	258
	91	642	56	71	48	50	54	39	88
	92/100	1,236	93	93	78	70	86	56	314
	93	570	40	43	29	36	35	25	134
	97	720	58	64	44	46	54	37	170
	98/106	888	65	81	58	57	62	55	210

DISTRICT DELEGATES TO THE NATIONAL CONVENTION  
VOTE FOR SIX

25TH CONGRESSIONAL DISTRICT  
DEMOCRATIC PRESIDENTIAL PRIMARY  
DETAIL  
PART 2 OF 2

LEGISLATIVE DISTRICT OR TOWN	ELECTION DISTRICT	TOTAL VOTES	LOVELY A. WARREN 2B	JOSEPH D. MORELLE 3B	HILDA E. ESCHER 4B	DAVID F. GANTT 5B	MARGIE M. BRUMFIELD 6B	THADDEUS IAN MACK 7B	BLANK AND VOID
Greece									
	102/103	888	68	79	62	58	57	45	228
Greece		41,844	3,009	3,618	2,688	2,769	2,823	2,159	9,261
Henrietta									
	1/12	972	77	83	69	68	70	68	196
	2/19	858	73	78	66	65	66	60	115
	3/30	1,980	160	150	120	131	124	110	480
	4/5	1,320	122	128	104	110	101	98	192
	6/8	1,002	74	71	62	61	68	55	262
	7/22	1,356	119	128	109	114	110	109	167
	9/14	1,152	88	97	71	84	80	64	234
	10/18	1,128	90	110	83	99	94	86	142
	11/23/34	1,536	131	122	111	115	114	99	170
	13	1,134	87	83	70	91	74	63	262
	15/16	966	69	76	62	69	65	62	130
	17/25	1,068	77	94	68	71	65	65	247
	20/35	1,662	129	118	113	106	107	99	254
	21/28	978	72	90	65	68	75	66	130
	24/33	1,170	89	92	71	85	74	76	185
	26	1,098	75	79	63	66	63	57	291
	27/31	1,278	86	99	92	85	85	86	325
	29	2,040	202	174	148	145	151	124	357
	32	960	99	99	80	84	82	64	174
Henrietta		23,658	1,919	1,971	1,627	1,717	1,668	1,511	4,313
Irondequoit									
	1/37	1,212	70	103	52	62	55	54	330
	2/9/40/45	1,542	110	161	106	104	106	91	273
	3	738	43	53	39	42	40	30	169
	4/15/30	1,458	96	152	106	104	118	85	141
	5/12/19	2,052	134	200	137	129	144	114	342
	6/7	1,560	109	147	99	89	110	89	212
	8/10/20	1,392	95	129	89	89	92	81	287
	11/34/41	1,704	138	171	112	118	126	111	275
	13/31	1,620	112	152	104	87	105	83	228
	14/28	1,062	81	95	75	68	84	63	150
	16/22	1,728	88	162	85	83	100	76	363
	17/21/24	1,620	91	140	91	88	96	81	280
	18/26/54	1,050	84	112	72	84	84	63	168

DISTRICT DELEGATES TO THE NATIONAL CONVENTION  
VOTE FOR SIX

25TH CONGRESSIONAL DISTRICT  
DEMOCRATIC PRESIDENTIAL PRIMARY  
DETAIL  
PART 2 OF 2

LEGISLATIVE DISTRICT OR TOWN	ELECTION DISTRICT	TOTAL VOTES	LOVELY A. WARREN	JOSEPH D. MORELLE	HILDA E. ESCHER	DAVID F. GANTT	MARGIE M. BRUMFIELD	THADDEUS IAN MACK	BLANK AND VOID
			2B	3B	4B	5B	6B	7B	
Irondequoit									
	23/29/35/43	2,160	149	200	130	135	148	110	393
	25/33/59	1,470	81	132	84	73	78	70	282
	27/42/63	1,140	69	95	58	60	69	53	252
	32/58	1,206	79	100	54	70	65	56	251
	36/50	900	76	86	60	76	66	57	131
	38/55/56	1,524	138	164	112	128	113	100	246
	39	126	10	11	7	9	9	6	59
	44/60	1,440	112	157	101	97	115	87	224
	46/49	1,116	64	102	55	72	69	53	244
	47/51/62	1,452	89	129	76	77	86	70	272
	48/53/68	1,464	110	159	90	104	96	78	272
	52/61	1,416	106	148	96	106	104	87	318
	57/65/67	1,488	117	155	119	102	113	104	279
	64/66	642	76	67	60	62	61	51	101
Irondequoit		36,282	2,527	3,482	2,269	2,318	2,452	2,003	6,542
Ogden									
	1/9	978	69	74	66	59	75	47	225
	2/13	738	45	64	52	49	54	38	203
	3	630	38	53	43	36	39	28	135
	4/18	858	47	61	46	40	49	36	184
	5/12	738	39	47	35	37	46	30	162
	6/10	1,008	67	86	61	55	57	51	193
	7/16/20	732	51	69	48	53	50	45	135
	8	444	33	44	33	35	37	21	58
	11	282	20	21	19	14	16	13	44
	14/17	552	33	43	36	36	36	28	139
	15	396	30	41	28	26	26	19	103
	19	510	36	41	30	33	38	23	90
Ogden		7,866	508	644	497	473	523	379	1,671
Parma									
	1/11	876	52	59	56	56	60	41	123
	2/8	948	58	70	49	48	65	40	190
	3/13	756	43	55	43	34	51	31	173
	4/5	576	29	46	32	33	41	23	136
	6/7	282	13	21	14	14	15	11	107
	9/10	738	37	62	42	44	40	30	199
	12	612	33	46	30	38	38	25	196

DISTRICT DELEGATES TO THE NATIONAL CONVENTION  
VOTE FOR SIX

25TH CONGRESSIONAL DISTRICT  
DEMOCRATIC PRESIDENTIAL PRIMARY  
DETAIL  
PART 2 OF 2

LEGISLATIVE DISTRICT OR TOWN	ELECTION DISTRICT	TOTAL VOTES	LOVELY A. WARREN 2B	JOSEPH D. MORELLE 3B	HILDA E. ESCHER 4B	DAVID F. GANNT 5B	MARGIE M. BRUMFIELD 6B	THADDEUS IAN MACK 7B	BLANK AND VOID
Parma	14/15	762	39	57	26	38	43	25	211
Parma		5,550	304	416	292	305	353	226	1,335
Penfield	1/21	1,146	81	86	73	77	75	69	264
	2	570	48	43	31	29	38	25	121
	3/39	756	53	61	41	44	51	34	270
	4/14	906	60	85	60	59	63	47	219
	5/9	1,608	133	156	121	112	123	89	287
	6/26/34	1,230	82	98	70	67	81	59	355
	7/15	1,272	118	122	111	109	110	105	112
	8	450	31	45	34	32	38	32	50
	10/11/16	960	73	69	54	58	62	48	237
	12/24	1,332	113	133	95	89	105	87	241
	13	756	54	48	38	38	39	20	319
	17/22	1,164	94	106	82	82	86	74	206
	18/23/36	1,752	154	170	145	148	158	133	185
	19/30	1,692	125	161	123	119	131	105	292
	20/42	936	78	89	75	66	72	55	241
	25/33	840	52	75	49	50	57	43	190
	27/28	1,212	107	118	92	88	99	83	191
	29/35	1,650	130	125	117	98	123	84	278
	31/32	876	64	71	58	51	62	43	186
	37	798	62	75	52	50	55	47	159
	38/40	894	69	94	52	68	69	43	141
	41	558	50	60	47	46	51	40	102
Penfield		23,358	1,831	2,090	1,620	1,580	1,748	1,365	4,646
Perinton	1/39	1,326	101	105	77	70	95	67	281
	2	732	64	69	69	52	65	50	94
	3/32	1,044	79	91	74	57	77	48	147
	4/14/20	1,596	126	133	101	103	114	84	199
	5/54	1,026	81	83	80	80	79	79	92
	6/25	1,068	83	83	67	55	76	49	257
	7/38	1,422	97	99	90	69	91	66	441
	8/27	990	78	81	65	70	70	55	137
	9	636	50	59	41	50	42	41	113
	10/11/46	1,488	113	120	96	98	106	85	229

DISTRICT DELEGATES TO THE NATIONAL CONVENTION  
VOTE FOR SIX

25TH CONGRESSIONAL DISTRICT  
DEMOCRATIC PRESIDENTIAL PRIMARY  
DETAIL  
PART 2 OF 2

LEGISLATIVE DISTRICT OR TOWN	ELECTION DISTRICT	TOTAL VOTES	LOVELY A. WARREN	JOSEPH D. MORELLE	HILDA E. ESCHER	DAVID F. GANTT	MARGIE M. BRUMFIELD	THADDEUS IAN MACK	BLANK AND VOID
			2B	3B	4B	5B	6B	7B	
Perinton	12/16/18	1,572	122	133	117	115	124	101	230
	13/55	900	71	79	70	66	72	67	92
	15/40/48	1,446	106	112	95	95	103	82	264
	17/44	1,290	106	121	106	95	100	79	147
	19/23	1,326	85	97	78	66	89	57	387
	21	630	48	51	36	37	48	33	118
	22/29/41	1,188	81	103	80	81	89	71	158
	24/34	1,272	102	119	87	78	90	64	346
	26/31	1,272	110	121	85	93	100	78	192
	28/49/51	1,482	141	149	140	133	143	121	52
	30/36	1,026	72	74	58	60	63	60	177
	33/53	1,134	90	95	71	76	79	62	236
	35/52	948	80	90	78	71	81	62	133
	37/42	1,272	91	95	76	72	84	73	214
	43	924	80	93	77	61	79	62	109
	45	822	72	77	59	51	69	48	126
	47/56	1,308	111	118	101	106	104	97	119
	50	270	22	16	16	22	16	16	55
	Perinton		31,410	2,462	2,666	2,190	2,082	2,348	1,857
Pittsford	1/2	1,344	104	96	90	77	86	64	347
	3	888	90	89	82	76	75	70	153
	4/12	1,284	114	118	100	92	107	85	187
	5/20	1,404	140	137	123	124	132	106	134
	6/9/14	2,106	182	194	173	144	169	136	487
	7/16/27	1,296	115	120	89	81	93	77	317
	8	498	61	61	57	53	60	56	38
	10/31	1,452	120	124	103	81	107	78	444
	11/15/23	1,530	119	135	104	88	113	94	331
	13/30/32	1,908	188	165	164	128	164	118	292
	17/26	1,554	141	144	133	114	133	101	179
	18/28	1,224	105	107	91	88	97	75	215
	19/29	732	62	67	50	45	57	37	129
	21	792	78	68	67	61	63	42	87
	22/33	1,656	153	168	155	145	152	140	87
	24	684	73	70	70	57	67	57	102
	25	846	77	71	60	56	63	51	275

DISTRICT DELEGATES TO THE NATIONAL CONVENTION  
VOTE FOR SIX

25TH CONGRESSIONAL DISTRICT  
DEMOCRATIC PRESIDENTIAL PRIMARY  
DETAIL  
PART 2 OF 2

LEGISLATIVE DISTRICT OR TOWN	ELECTION DISTRICT	TOTAL VOTES	LOVELY A. WARREN 2B	JOSEPH D. MORELLE 3B	HILDA E. ESCHER 4B	DAVID F. GANTT 5B	MARGIE M. BRUMFIELD 6B	THADDEUS IAN MACK 7B	BLANK AND VOID
Pittsford									
	34	906	75	71	63	59	61	46	314
Pittsford		22,104	1,997	2,005	1,774	1,569	1,799	1,433	4,118
Riga									
	1/3	864	58	71	46	45	57	36	192
	2/6	666	42	59	49	40	53	40	120
	4/5	642	43	56	43	41	52	42	114
Riga		2,172	143	186	138	126	162	118	426
Sweden									
	1/5/6	1,110	85	86	72	69	68	57	215
	2/3/11	1,320	73	72	66	63	68	66	242
	4/9	1,008	72	74	74	61	72	58	205
	7/12	924	56	67	58	44	58	53	269
	8/10	726	38	56	42	43	44	37	177
Sweden		5,088	324	355	312	280	310	271	1,108
Webster									
	1/2	1,356	98	122	100	75	110	67	175
	3/36	1,038	73	90	72	61	73	51	188
	4/14	720	42	55	46	47	49	40	106
	5/32	1,122	73	88	68	63	71	48	241
	6/11/43	1,236	82	102	80	77	92	68	174
	7/12	1,224	82	100	76	71	75	64	139
	8/13/18	1,254	95	115	79	83	82	66	227
	9/34	660	51	59	57	48	55	40	76
	10	822	68	81	66	64	71	50	84
	15/39	1,008	83	95	69	66	70	52	181
	16/26	1,182	77	90	72	65	88	56	253
	17/28	834	61	79	57	58	57	47	106
	19/29	1,092	70	92	67	75	80	56	209
	20/42	1,188	72	100	78	72	73	53	272
	21/35	966	67	83	58	62	65	53	159
	22/37	1,344	103	116	89	83	101	70	194
	23/33	942	76	97	68	63	75	63	126
	24	1,080	86	88	67	64	78	52	237
	25/38	840	52	68	49	45	51	36	237
	27	528	34	47	37	35	37	26	52
	30	576	51	45	43	41	45	31	110
	31	564	47	48	35	38	42	30	138

DISTRICT DELEGATES TO THE NATIONAL CONVENTION  
VOTE FOR SIX

25TH CONGRESSIONAL DISTRICT  
DEMOCRATIC PRESIDENTIAL PRIMARY  
DETAIL  
PART 2 OF 2

LEGISLATIVE DISTRICT OR TOWN	ELECTION DISTRICT	TOTAL VOTES	LOVELY A. WARREN 2B	JOSEPH D. MORELLE 3B	HILDA E. ESCHER 4B	DAVID F. GANTT 5B	MARGIE M. BRUMFIELD 6B	THADDEUS IAN MACK 7B	BLANK AND VOID
Webster	40	1,128	94	109	84	77	73	51	273
	41	510	35	43	34	32	40	30	109
Webster		23,214	1,672	2,012	1,551	1,465	1,653	1,200	4,066
TOWNS		295,542	22,707	26,196	20,284	19,908	21,377	16,979	54,397
GRAND TOTAL:		443,832	37,456	38,665	30,561	32,387	31,966	26,468	84,425



DISTRICT DELEGATES TO THE NATIONAL CONVENTION  
VOTE FOR SIX

27TH CONGRESSIONAL DISTRICT  
DEMOCRATIC PRESIDENTIAL PRIMARY  
DETAIL  
PART 1 OF 2

LEGISLATIVE DISTRICT OR TOWN	ELECTION DISTRICT	TOTAL VOTES	KATHLEEN E. MILLER	CHARLES G. HESS	KATHRYN ESKEW	PETER J. ROBBINS	JO-ANN A. BESTINE	JAMES P. BESTINE
			2A	3A	4A	5A	6A	7A
Clarkson	2	60	5	4	4	2	5	2
Clarkson		60	5	4	4	2	5	2
Hamlin	1/6/8	786	72	48	59	43	63	43
	2/5	522	51	41	40	41	41	37
	3/7	714	56	43	49	37	56	40
	4	252	22	16	20	18	19	17
	9/10	402	36	26	32	27	38	23
Hamlin		2,676	237	174	200	166	217	160
Mendon	1/2	1,518	121	93	124	94	120	90
	3	774	72	51	68	51	68	52
	4/8	996	82	54	72	50	70	49
	5/6	1,296	118	73	110	70	107	66
	7/9	1,236	101	66	92	68	87	61
Mendon		5,820	494	337	466	333	452	318
Rush	1/2	1,008	86	54	72	58	74	52
	3/4	1,104	95	71	83	63	83	64
Rush		2,112	181	125	155	121	157	116
Wheatland	1/3	1,254	83	59	83	60	81	51
	2	480	36	26	31	27	33	22
	4/5	846	72	52	65	49	60	46
Wheatland		2,580	191	137	179	136	174	119
GRAND TOTAL:		13,248	1,108	777	1,004	758	1,005	715

DISTRICT DELEGATES TO THE NATIONAL CONVENTION  
VOTE FOR SIX

27TH CONGRESSIONAL DISTRICT  
DEMOCRATIC PRESIDENTIAL PRIMARY  
DETAIL  
PART 2 OF 2

LEGISLATIVE DISTRICT OR TOWN	ELECTION DISTRICT	TOTAL VOTES	TERRENCE MELVIN	RAMONA POPOWICH	CRAIG BUCKI	LORIE LONGHANY	JAMES BRIGGS	MARGARET MURPHY	BLANK AND VOID
			2B	3B	4B	5B	6B	7B	
Clarkson									
	2	60	4	6	6	5	5	6	6
Clarkson		60	4	6	6	5	5	6	6
Hamlin									
	1/6/8	786	32	65	47	57	50	67	140
	2/5	522	30	36	28	36	30	42	69
	3/7	714	38	54	41	57	40	55	148
	4	252	7	14	10	12	10	15	72
	9/10	402	21	27	22	24	17	33	76
Hamlin		2,676	128	196	148	186	147	212	505
Mendon									
	1/2	1,518	81	97	79	93	72	101	353
	3	774	33	50	34	49	39	53	154
	4/8	996	48	76	58	74	54	77	232
	5/6	1,296	58	98	69	98	67	103	259
	7/9	1,236	53	72	55	72	59	83	367
Mendon		5,820	273	393	295	386	291	417	1,365
Rush									
	1/2	1,008	40	64	52	62	51	66	277
	3/4	1,104	68	83	73	86	69	91	175
Rush		2,112	108	147	125	148	120	157	452
Wheatland									
	1/3	1,254	44	60	42	60	40	68	523
	2	480	20	34	23	29	22	29	148
	4/5	846	31	48	30	52	38	53	250
Wheatland		2,580	95	142	95	141	100	150	921
GRAND TOTAL:		13,248	608	884	669	866	663	942	3,249

REPUBLICAN PRESIDENTIAL PREFERENCE PRIMARY  
25TH CONGRESSIONAL DISTRICT  
SUMMARY

LEGISLATIVE DISTRICT OR TOWN	TOTAL VOTES	DONALD J. TRUMP 1A	JOHN R. KASICH 2A	BEN CARSON 3A	TED CRUZ 4A	BLANK AND VOID
Leg. Dist. 07	133	90	25	4	14	0
Leg. Dist. 21	583	246	187	19	121	10
Leg. Dist. 22	127	53	28	8	36	2
Leg. Dist. 23	775	329	295	15	130	6
Leg. Dist. 24	452	183	186	9	70	4
Leg. Dist. 25	263	125	72	3	56	7
Leg. Dist. 26	689	393	158	11	123	4
Leg. Dist. 27	303	139	79	9	76	0
Leg. Dist. 28	233	137	46	7	38	5
Leg. Dist. 29	355	193	68	7	85	2
CITY	3,913	1,888	1,144	92	749	40
Brighton	2,447	976	1,015	29	403	24
Chili	3,013	1,564	820	35	582	12
Clarkson	678	373	159	7	136	3
East Rochester	402	218	102	5	75	2
Gates	2,125	1,267	460	31	359	8
Greece	8,567	4,867	2,271	105	1,289	35
Henrietta	3,203	1,577	880	60	681	5
Irondequoit	3,789	1,977	1,128	46	619	19
Ogden	2,254	1,198	556	25	469	6
Parma	1,787	1,052	397	26	307	5
Penfield	4,189	2,005	1,458	40	669	17
Perinton	5,749	2,526	2,238	57	911	17
Pittsford	3,436	1,399	1,495	23	496	23
Riga	824	438	198	13	174	1
Sweden	1,027	504	281	12	226	4
Webster	4,608	2,382	1,350	38	822	16
TOWNS	48,098	24,323	14,808	552	8,218	197
GRAND TOTAL:	52,011	26,211	15,952	644	8,967	237

REPUBLICAN PRESIDENTIAL PREFERENCE PRIMARY  
25TH CONGRESSIONAL DISTRICT  
DETAIL

LEGISLATIVE DISTRICT OR TOWN	ELECTION DISTRICT	TOTAL VOTES	DONALD J. TRUMP	JOHN R. KASICH	BEN CARSON	TED CRUZ	BLANK AND VOID
			1A	2A	3A	4A	
Leg. Dist. 07	1/16-1	92	63	22	3	4	0
	2	41	27	3	1	10	0
Leg. Dist. 07		<u>133</u>	<u>90</u>	<u>25</u>	<u>4</u>	<u>14</u>	<u>0</u>
Leg. Dist. 21	1/24	78	35	22	0	20	1
	2/14/20	65	22	26	1	16	0
	3/4/15/16	54	20	10	5	19	0
	5/23	28	11	9	2	6	0
	6	21	6	8	0	4	3
	7	40	20	10	2	7	1
	8/17	22	12	4	1	5	0
	9	30	19	8	0	2	1
	10/23-13	80	32	38	1	6	3
	11/22-1/22-17	20	15	3	0	2	0
	12	47	13	19	2	12	1
	13/23-15/23-23/23-29	36	14	17	0	5	0
	18/26	27	9	8	3	7	0
	19/21	11	6	1	1	3	0
	22	10	7	2	0	1	0
	25/27	14	5	2	1	6	0
	Leg. Dist. 21		<u>583</u>	<u>246</u>	<u>187</u>	<u>19</u>	<u>121</u>
Leg. Dist. 22	2/13	3	0	2	0	1	0
	3	4	1	1	0	2	0
	4/16/19	6	2	2	1	1	0
	5/29-13	4	2	1	0	0	1
	6	3	2	0	1	0	0
	7	2	0	0	1	1	0
	8/22	15	7	2	0	6	0
	9/10	5	2	0	2	1	0
	11/21	8	3	0	0	5	0
	12/23	9	3	2	2	2	0
	14/15	7	2	3	0	2	0
	18	3	0	0	0	3	0
	20/24	4	1	1	0	2	0
	25	36	19	9	1	6	1
	26/25-19	17	9	4	0	4	0
	27	1	0	1	0	0	0
Leg. Dist. 22		<u>127</u>	<u>53</u>	<u>28</u>	<u>8</u>	<u>36</u>	<u>2</u>
Leg. Dist. 23	1/6/9/10/20	126	49	51	0	26	0
	2/3/11/28	89	31	33	3	22	0

REPUBLICAN PRESIDENTIAL PREFERENCE PRIMARY  
25TH CONGRESSIONAL DISTRICT  
DETAIL

LEGISLATIVE DISTRICT OR TOWN	ELECTION DISTRICT	TOTAL VOTES	DONALD J. TRUMP	JOHN R. KASICH	BEN CARSON	TED CRUZ	BLANK AND VOID
			1A	2A	3A	4A	
Leg. Dist. 23							
	4/12/22	105	43	47	1	14	0
	5/7	36	19	6	2	9	0
	8/14	51	17	24	2	7	1
	16/18	73	40	20	2	11	0
	17	43	17	9	4	11	2
	19/27	71	34	30	1	5	1
	21	39	17	15	0	7	0
	24	31	12	9	0	9	1
	25/26	111	50	51	0	9	1
Leg. Dist. 23		775	329	295	15	130	6
Leg. Dist. 24							
	1/13	55	16	29	2	8	0
	2/3/6/22/23	66	24	30	1	10	1
	4/10	50	24	20	1	5	0
	5/24	42	17	17	1	6	1
	7/19	24	12	7	0	4	1
	8/9	57	20	25	0	12	0
	11/12	11	2	3	0	6	0
	14/20/21	38	17	13	1	7	0
	15	30	14	10	2	4	0
	16/18	56	24	27	0	5	0
	17	23	13	5	1	3	1
Leg. Dist. 24		452	183	186	9	70	4
Leg. Dist. 25							
	1/22	42	20	13	0	8	1
	2	6	4	0	0	2	0
	3	10	5	3	0	2	0
	4/6/14/24	52	17	16	0	16	3
	5/10	13	7	4	0	2	0
	7/13	6	2	2	0	2	0
	8/27-9	14	5	3	2	3	1
	9/11	1	0	1	0	0	0
	12/28	10	3	6	0	1	0
	15/18	10	8	1	0	0	1
	16/27-22	28	17	2	1	8	0
	17	2	2	0	0	0	0
	20/25	36	20	10	0	5	1
	21/28-19	3	1	1	0	1	0
	23	5	0	4	0	1	0
	26/27	9	5	1	0	3	0
	29/30	16	9	5	0	2	0
Leg. Dist. 25		263	125	72	3	56	7

REPUBLICAN PRESIDENTIAL PREFERENCE PRIMARY  
25TH CONGRESSIONAL DISTRICT  
DETAIL

LEGISLATIVE DISTRICT OR TOWN	ELECTION DISTRICT	TOTAL VOTES	DONALD J. TRUMP	JOHN R. KASICH	BEN CARSON	TED CRUZ	BLANK AND VOID
			1A	2A	3A	4A	
Leg. Dist. 26							
	1/13/14	200	107	56	3	32	2
	2/12/17	110	68	16	2	23	1
	3/4/5/11	123	67	27	2	26	1
	6/28-5/28-16	47	29	7	1	10	0
	7/8	51	33	9	0	9	0
	9/28-9	63	32	17	2	12	0
	10/15	52	32	15	0	5	0
	16	43	25	11	1	6	0
Leg. Dist. 26		689	393	158	11	123	4
Leg. Dist. 27							
	1/2	36	21	7	1	7	0
	3/7	32	12	9	2	9	0
	4/5	37	10	12	1	14	0
	6/17	22	12	6	1	3	0
	8	17	9	5	2	1	0
	10/11/24	41	19	13	1	8	0
	12/16	25	8	7	1	9	0
	13/21	10	3	3	0	4	0
	14	8	2	3	0	3	0
	15	11	4	2	0	5	0
	18/28-3	28	19	3	0	6	0
	19/23	7	3	1	0	3	0
	20	1	0	1	0	0	0
	25/26	28	17	7	0	4	0
Leg. Dist. 27		303	139	79	9	76	0
Leg. Dist. 28							
	1/2/10	24	16	4	1	2	1
	4	16	9	4	0	3	0
	6/18	52	28	11	0	10	3
	7/17	39	21	7	3	8	0
	8	8	5	1	1	1	0
	11/13	26	18	6	0	2	0
	12	6	4	2	0	0	0
	14/15/22	16	11	1	0	4	0
	20	23	11	5	0	6	1
	21	23	14	5	2	2	0
Leg. Dist. 28		233	137	46	7	38	5
Leg. Dist. 29							
	1/2/20/26	14	7	1	2	4	0
	3/8/9	37	22	10	0	5	0
	4/6	34	20	4	0	10	0
	5/10	32	17	8	0	7	0

REPUBLICAN PRESIDENTIAL PREFERENCE PRIMARY  
25TH CONGRESSIONAL DISTRICT  
DETAIL

LEGISLATIVE DISTRICT OR TOWN	ELECTION DISTRICT	TOTAL VOTES	DONALD J. TRUMP	JOHN R. KASICH	BEN CARSON	TED CRUZ	BLANK AND VOID
			1A	2A	3A	4A	
Leg. Dist. 29							
	7/17	49	29	10	0	10	0
	11/14	35	23	7	0	5	0
	12/24	34	15	6	2	10	1
	15/16/19	18	8	3	2	5	0
	18/21/27	58	32	11	1	14	0
	22	4	2	1	0	1	0
	23	14	5	1	0	7	1
	25/28	26	13	6	0	7	0
Leg. Dist. 29		355	193	68	7	85	2
CITY		3,913	1,888	1,144	92	749	40
Brighton							
	1/13/23	140	52	67	1	19	1
	2/26/44	121	64	34	1	22	0
	3	82	25	42	2	12	1
	4/5	84	21	38	3	20	2
	6	88	49	34	1	4	0
	7/11/15	160	69	58	3	30	0
	8/16/18/29	293	116	129	0	47	1
	9/25/27	120	51	47	0	20	2
	10/21	133	54	53	3	22	1
	12/19/28	155	60	67	1	26	1
	14/30	135	38	69	3	23	2
	17	15	6	6	1	2	0
	20/35	71	31	24	0	16	0
	22/37/42	121	44	49	1	27	0
	24/34	148	49	64	4	25	6
	31/32/33	150	60	75	0	15	0
	36/45	78	36	19	0	18	5
	38/39	126	53	54	0	18	1
	40/46	105	37	50	1	17	0
	41/43	122	61	36	4	20	1
Brighton		2,447	976	1,015	29	403	24
Chili							
	1/19/27	237	122	64	3	47	1
	2	119	70	32	2	15	0
	3	93	60	16	0	17	0
	4/18/30	193	97	59	3	33	1
	5/6/23	246	129	65	3	47	2
	7/15	129	58	41	2	27	1
	8/10	184	80	55	3	46	0
	9/11	194	106	44	3	40	1
	12/31	186	96	57	4	27	2

REPUBLICAN PRESIDENTIAL PREFERENCE PRIMARY  
25TH CONGRESSIONAL DISTRICT  
DETAIL

LEGISLATIVE DISTRICT OR TOWN	ELECTION DISTRICT	TOTAL VOTES	DONALD J. TRUMP 1A	JOHN R. KASICH 2A	BEN CARSON 3A	TED CRUZ 4A	BLANK AND VOID
Chili							
	13/21	212	114	53	1	43	1
	14/24	253	128	75	2	48	0
	16	184	110	39	0	35	0
	17	261	128	86	1	46	0
	20/25/28	209	103	63	3	40	0
	22/29	128	70	33	2	22	1
	26/32	185	93	38	3	49	2
		<u>3,013</u>	<u>1,564</u>	<u>820</u>	<u>35</u>	<u>582</u>	<u>12</u>
Clarkson							
	1/3	260	134	62	4	60	0
	4	144	96	28	2	18	0
	5	179	89	50	1	37	2
	6	95	54	19	0	21	1
		<u>678</u>	<u>373</u>	<u>159</u>	<u>7</u>	<u>136</u>	<u>3</u>
East Rochester							
	1/4/5	154	89	37	2	26	0
	2/3	138	65	39	3	30	1
	6/7	110	64	26	0	19	1
		<u>402</u>	<u>218</u>	<u>102</u>	<u>5</u>	<u>75</u>	<u>2</u>
East Rochester							
		402	218	102	5	75	2
Gates							
	1/11	91	39	29	1	21	1
	2/4	91	53	23	2	13	0
	3/15	127	85	20	5	17	0
	5/23	178	93	46	5	33	1
	6/10/22	145	81	36	4	23	1
	7/18	226	137	44	2	43	0
	8/19	138	86	29	1	22	0
	9/33	93	56	17	0	20	0
	12/32	118	72	23	3	20	0
	13/17/29	172	111	34	1	26	0
	14/16	90	52	17	0	20	1
	20/25	118	74	25	1	16	2
	21/31	116	82	19	2	13	0
	24/28	154	79	45	0	28	2
	26/34/35	165	98	37	2	28	0
	27/30	103	69	16	2	16	0
		<u>2,125</u>	<u>1,267</u>	<u>460</u>	<u>31</u>	<u>359</u>	<u>8</u>
Gates							
		2,125	1,267	460	31	359	8
Greece							
	1/74/82	173	112	35	5	20	1
	2/34/54	314	175	92	5	40	2
	3/52	165	97	41	4	23	0
	4/13/40	181	112	30	2	36	1



REPUBLICAN PRESIDENTIAL PREFERENCE PRIMARY  
25TH CONGRESSIONAL DISTRICT  
DETAIL

LEGISLATIVE DISTRICT OR TOWN	ELECTION DISTRICT	TOTAL VOTES	DONALD J. TRUMP	JOHN R. KASICH	BEN CARSON	TED CRUZ	BLANK AND VOID
			1A	2A	3A	4A	
Greece							
	5/8/9	159	90	39	3	27	0
	6/7	102	66	27	1	8	0
	10/11/25	148	95	29	0	23	1
	12/46/49/55	180	107	40	4	29	0
	14/83	74	43	17	0	14	0
	15/71	165	86	47	6	24	2
	16/38/76	250	151	67	4	28	0
	17/39	176	109	49	0	17	1
	18/67	136	70	36	3	26	1
	19/23	141	76	35	1	27	2
	20/32	111	71	15	1	24	0
	21/26/30	126	67	36	4	19	0
	22/63	122	58	36	1	26	1
	24/109	207	121	56	2	28	0
	27/108	173	107	40	1	25	0
	28/45	227	135	59	3	29	1
	29/66	80	42	23	1	14	0
	31/47	138	82	31	0	25	0
	33/57	160	90	36	0	34	0
	35/84	170	94	42	3	30	1
	36/42	161	85	40	5	31	0
	37/81	122	64	28	2	27	1
	41/48/78	185	97	57	1	27	3
	43/107	226	143	57	2	22	2
	44/89/99	280	162	76	3	37	2
	50/56	159	79	50	2	28	0
	51/68	168	88	53	1	26	0
	53/72	158	88	43	3	23	1
	58/90	196	119	35	0	42	0
	59/61	87	55	16	2	14	0
	60/75/95	158	90	41	1	23	3
	62/96/101	222	115	76	1	30	0
	64/80	172	95	46	1	30	0
	65	91	44	25	6	15	1
	69/94	147	89	35	2	21	0
	70	154	89	39	0	25	1
	73/85	135	77	36	1	20	1
	77	87	48	27	0	12	0
	79	164	92	42	1	29	0
	86	144	63	57	1	23	0
	87	59	35	15	2	7	0
	88/104/105	244	137	77	1	28	1
	91	166	90	53	2	21	0

REPUBLICAN PRESIDENTIAL PREFERENCE PRIMARY  
25TH CONGRESSIONAL DISTRICT  
DETAIL

LEGISLATIVE DISTRICT OR TOWN	ELECTION DISTRICT	TOTAL VOTES	DONALD J. TRUMP	JOHN R. KASICH	BEN CARSON	TED CRUZ	BLANK AND VOID
			1A	2A	3A	4A	
Greece							
	92/100	248	152	64	4	26	2
	93	82	46	20	0	16	0
	97	203	97	71	3	30	2
	98/106	222	133	51	3	35	0
	102/103	249	139	83	1	25	1
		<u>8,567</u>	<u>4,867</u>	<u>2,271</u>	<u>105</u>	<u>1,289</u>	<u>35</u>
Greece							
Henrietta							
	1/12	189	88	48	4	48	1
	2/19	163	83	35	4	41	0
	3/30	176	95	48	5	27	1
	4/5	167	93	41	0	32	1
	6/8	159	98	35	0	26	0
	7/22	202	81	79	3	39	0
	9/14	125	70	22	5	27	1
	10/18	175	82	39	5	49	0
	11/23/34	158	73	41	3	41	0
	13	135	60	36	3	36	0
	15/16	121	56	32	6	27	0
	17/25	173	76	56	1	40	0
	20/35	250	120	72	2	56	0
	21/28	182	96	47	2	36	1
	24/33	142	75	41	3	23	0
	26	179	79	57	3	40	0
	27/31	186	90	48	6	42	0
	29	212	116	55	5	36	0
	32	109	46	48	0	15	0
		<u>3,203</u>	<u>1,577</u>	<u>880</u>	<u>60</u>	<u>681</u>	<u>5</u>
Henrietta							
Irondequoit							
	1/37	106	71	17	1	16	1
	2/9/40/45	166	92	49	1	22	2
	3	48	29	9	0	9	1
	4/15/30	204	112	61	2	28	1
	5/12/19	117	56	32	2	27	0
	6/7	182	79	79	3	21	0
	8/10/20	215	114	64	1	36	0
	11/34/41	157	92	43	1	20	1
	13/31	123	51	44	3	25	0
	14/28	144	81	36	2	25	0
	16/22	179	75	72	0	32	0
	17/21/24	161	71	52	4	31	3
	18/26/54	118	59	31	1	25	2
	23/29/35/43	161	72	46	5	37	1

REPUBLICAN PRESIDENTIAL PREFERENCE PRIMARY  
25TH CONGRESSIONAL DISTRICT  
DETAIL

LEGISLATIVE DISTRICT OR TOWN	ELECTION DISTRICT	TOTAL VOTES	DONALD J. TRUMP 1A	JOHN R. KASICH 2A	BEN CARSON 3A	TED CRUZ 4A	BLANK AND VOID
Irondequoit							
	25/33/59	154	86	49	5	14	0
	27/42/63	183	88	67	1	24	3
	32/58	106	63	22	3	18	0
	36/50	51	35	10	0	6	0
	38/55/56	125	74	32	1	18	0
	39	24	7	13	0	4	0
	44/60	191	100	63	0	28	0
	46/49	158	99	33	2	24	0
	47/51/62	183	72	65	3	41	2
	48/53/68	173	97	43	2	31	0
	52/61	182	98	53	1	29	1
	57/65/67	152	88	36	2	25	1
	64/66	26	16	7	0	3	0
		<u>3,789</u>	<u>1,977</u>	<u>1,128</u>	<u>46</u>	<u>619</u>	<u>19</u>
Irondequoit							
Ogden							
	1/9	199	102	60	4	31	2
	2/13	194	85	62	4	43	0
	3	176	94	49	2	31	0
	4/18	227	120	54	3	50	0
	5/12	252	137	49	5	61	0
	6/10	216	106	55	1	54	0
	7/16/20	287	150	67	1	69	0
	8	126	75	24	0	25	2
	11	108	56	32	1	18	1
	14/17	183	108	36	4	34	1
	15	152	88	38	0	26	0
	19	134	77	30	0	27	0
		<u>2,254</u>	<u>1,198</u>	<u>556</u>	<u>25</u>	<u>469</u>	<u>6</u>
Ogden							
Parma							
	1/11	234	137	51	3	43	0
	2/8	283	140	74	4	63	2
	3/13	321	187	72	4	58	0
	4/5	186	135	26	4	21	0
	6/7	184	118	38	4	24	0
	9/10	269	159	61	2	45	2
	12	117	72	27	0	18	0
	14/15	193	104	48	5	35	1
		<u>1,787</u>	<u>1,052</u>	<u>397</u>	<u>26</u>	<u>307</u>	<u>5</u>
Parma							
Penfield							
	1/21	119	48	52	2	17	0
	2	97	38	32	0	27	0
	3/39	180	91	56	1	32	0

REPUBLICAN PRESIDENTIAL PREFERENCE PRIMARY  
25TH CONGRESSIONAL DISTRICT  
DETAIL

LEGISLATIVE DISTRICT OR TOWN	ELECTION DISTRICT	TOTAL VOTES	DONALD J. TRUMP 1A	JOHN R. KASICH 2A	BEN CARSON 3A	TED CRUZ 4A	BLANK AND VOID
Penfield							
	4/14	298	153	90	1	52	2
	5/9	200	92	75	2	30	1
	6/26/34	248	126	81	3	38	0
	7/15	243	102	86	3	52	0
	8	73	40	17	1	15	0
	10/11/16	169	76	63	2	24	4
	12/24	247	103	102	1	40	1
	13	117	55	35	4	22	1
	17/22	177	88	68	3	18	0
	18/23/36	293	132	115	0	46	0
	19/30	315	154	115	5	41	0
	20/42	191	96	63	2	30	0
	25/33	175	80	59	1	35	0
	27/28	158	67	54	0	36	1
	29/35	232	102	83	7	38	2
	31/32	114	59	36	0	15	4
	37	181	102	60	1	18	0
	38/40	194	113	59	1	20	1
	41	168	88	57	0	23	0
Penfield		4,189	2,005	1,458	40	669	17
Perinton							
	1/39	282	125	103	3	51	0
	2	120	54	45	2	17	2
	3/32	176	79	65	3	28	1
	4/14/20	301	138	120	4	39	0
	5/54	252	102	106	1	43	0
	6/25	168	48	90	3	26	1
	7/38	214	106	75	3	30	0
	8/27	199	90	84	0	24	1
	9	160	72	58	2	27	1
	10/11/46	199	93	67	3	34	2
	12/16/18	238	90	97	0	48	3
	13/55	208	95	89	1	23	0
	15/40/48	255	112	99	3	41	0
	17/44	207	79	99	1	27	1
	19/23	256	109	102	6	39	0
	21	113	50	42	0	21	0
	22/29/41	187	87	80	2	16	2
	24/34	267	113	101	1	50	2
	26/31	254	106	104	1	43	0
	28/49/51	365	165	140	4	56	0
	30/36	124	64	42	1	17	0

REPUBLICAN PRESIDENTIAL PREFERENCE PRIMARY  
25TH CONGRESSIONAL DISTRICT  
DETAIL

LEGISLATIVE DISTRICT OR TOWN	ELECTION DISTRICT	TOTAL VOTES	DONALD J. TRUMP	JOHN R. KASICH	BEN CARSON	TED CRUZ	BLANK AND VOID
			1A	2A	3A	4A	
Perinton							
	33/53	184	76	82	0	25	1
	35/52	172	87	59	1	25	0
	37/42	180	79	61	2	38	0
	43	175	87	59	3	26	0
	45	189	74	76	2	37	0
	47/56	283	135	90	4	54	0
	50	21	11	3	1	6	0
		<u>5,749</u>	<u>2,526</u>	<u>2,238</u>	<u>57</u>	<u>911</u>	<u>17</u>
Perinton							
Pittsford							
	1/2	147	64	68	0	14	1
	3	189	70	91	3	19	6
	4/12	251	100	106	1	44	0
	5/20	169	60	88	1	19	1
	6/9/14	285	127	129	0	28	1
	7/16/27	193	75	80	6	30	2
	8	130	49	63	3	15	0
	10/31	237	77	124	2	31	3
	11/15/23	217	104	65	1	44	3
	13/30/32	276	97	127	2	50	0
	17/26	200	79	75	0	46	0
	18/28	133	61	51	0	20	1
	19/29	186	90	69	2	25	0
	21	112	39	49	0	23	1
	22/33	289	128	129	0	30	2
	24	134	53	60	1	19	1
	25	128	49	61	1	16	1
	34	160	77	60	0	23	0
		<u>3,436</u>	<u>1,399</u>	<u>1,495</u>	<u>23</u>	<u>496</u>	<u>23</u>
Pittsford							
Riga							
	1/3	271	116	84	6	64	1
	2/6	285	157	66	6	56	0
	4/5	268	165	48	1	54	0
		<u>824</u>	<u>438</u>	<u>198</u>	<u>13</u>	<u>174</u>	<u>1</u>
Riga							
Sweden							
	1/5/6	181	76	51	1	52	1
	2/3/11	170	72	52	1	43	2
	4/9	169	88	46	5	30	0
	7/12	221	109	56	2	54	0
	8/10	286	159	76	3	47	1
		<u>1,027</u>	<u>504</u>	<u>281</u>	<u>12</u>	<u>226</u>	<u>4</u>
Sweden							

REPUBLICAN PRESIDENTIAL PREFERENCE PRIMARY  
25TH CONGRESSIONAL DISTRICT  
DETAIL

LEGISLATIVE DISTRICT OR TOWN	ELECTION DISTRICT	TOTAL VOTES	DONALD J. TRUMP	JOHN R. KASICH	BEN CARSON	TED CRUZ	BLANK AND VOID
			1A	2A	3A	4A	
Webster	1/2	221	98	70	2	49	2
	3/36	204	103	61	2	36	2
	4/14	155	75	44	1	35	0
	5/32	259	135	70	3	50	1
	6/11/43	249	134	55	4	55	1
	7/12	221	127	58	2	34	0
	8/13/18	246	128	77	1	39	1
	9/34	176	101	54	1	19	1
	10	220	115	68	1	36	0
	15/39	143	94	28	2	19	0
	16/26	212	106	56	3	47	0
	17/28	190	88	64	3	35	0
	19/29	198	96	66	0	35	1
	20/42	272	149	66	0	56	1
	21/35	219	113	66	0	38	2
	22/37	232	129	62	1	40	0
	23/33	208	99	78	3	28	0
	24	225	122	59	1	42	1
	25/38	121	73	32	0	15	1
	27	130	62	44	3	21	0
	30	43	19	7	1	15	1
	31	141	60	55	0	25	1
	40	194	98	64	3	29	0
	41	129	58	46	1	24	0
Webster		<u>4,608</u>	<u>2,382</u>	<u>1,350</u>	<u>38</u>	<u>822</u>	<u>16</u>
TOWNS		<u>48,098</u>	<u>24,323</u>	<u>14,808</u>	<u>552</u>	<u>8,218</u>	<u>197</u>
GRAND TOTAL:		<u><u>52,011</u></u>	<u><u>26,211</u></u>	<u><u>15,952</u></u>	<u><u>644</u></u>	<u><u>8,967</u></u>	<u><u>237</u></u>

REPUBLICAN PRESIDENTIAL PREFERENCE PRIMARY  
27TH CONGRESSIONAL DISTRICT  
DETAIL

LEGISLATIVE DISTRICT OR TOWN	ELECTION DISTRICT	TOTAL VOTES	DONALD J. TRUMP	JOHN R. KASICH	BEN CARSON	TED CRUZ	BLANK AND VOID
			1A	2A	3A	4A	
Clarkson							
	2	20	12	6	0	2	0
Clarkson		20	12	6	0	2	0
Hamlin							
	1/6/8	217	139	44	0	33	1
	2/5	235	139	45	5	46	0
	3/7	251	167	48	3	33	0
	4	116	68	21	2	25	0
	9/10	238	145	54	4	35	0
Hamlin		1,057	658	212	14	172	1
Mendon							
	1/2	290	128	106	2	54	0
	3	178	81	60	3	34	0
	4/8	161	84	43	3	31	0
	5/6	310	158	93	4	54	1
	7/9	345	172	125	2	46	0
Mendon		1,284	623	427	14	219	1
Rush							
	1/2	252	132	76	4	40	0
	3/4	228	120	65	4	39	0
Rush		480	252	141	8	79	0
Wheatland							
	1/3	182	97	55	1	29	0
	2	103	62	16	1	24	0
	4/5	228	119	61	3	45	0
Wheatland		513	278	132	5	98	0
GRAND TOTAL:		3,354	1,823	918	41	570	2

MEMBER OF ASSEMBLY  
138TH DISTRICT  
DEMOCRATIC PRIMARY  
SUMMARY

LEGISLATIVE DISTRICT OR TOWN	TOTAL VOTES	RACHEL A. BARNHART	HARRY B. BRONSON	SCATTER	BLANK AND VOID
		1A	2A		
Leg. Dist. 21	724	361	351	1	11
Leg. Dist. 23	884	273	603	1	7
Leg. Dist. 24	1,171	402	759	1	9
Leg. Dist. 25	113	42	70	0	1
Leg. Dist. 28	196	92	93	0	11
Leg. Dist. 29	356	224	122	3	7
CITY	3,444	1,394	1,998	6	46
Chili	729	412	306	3	8
Henrietta	1,191	562	601	6	22
TOWNS	1,920	974	907	9	30
GRAND TOTAL:	5,364	2,368	2,905	15	76



MEMBER OF ASSEMBLY  
138TH DISTRICT  
DEMOCRATIC PRIMARY  
DETAIL

LEGISLATIVE DISTRICT OR TOWN	ELECTION DISTRICT	TOTAL VOTES	RACHEL A. BARNHART	HARRY B. BRONSON	SCATTER	BLANK AND VOID
			1A	2A		
Leg. Dist. 21						
	1	74	38	36	0	0
	2/14	71	43	27	0	1
	3/4/15	130	61	63	0	6
	6	70	36	32	0	2
	9	39	17	22	0	0
	10/23-13	155	52	102	1	0
	12	95	52	42	0	1
	17	62	40	21	0	1
	26	28	22	6	0	0
Leg. Dist. 21		724	361	351	1	11
Leg. Dist. 23						
	1/6/9/10/20	233	60	171	0	2
	2/3/11/28	196	59	135	1	1
	4	104	36	68	0	0
	5/7	81	21	60	0	0
	8/14	94	28	66	0	0
	15/29	29	12	16	0	1
	17	80	35	42	0	3
	21	67	22	45	0	0
Leg. Dist. 23		884	273	603	1	7
Leg. Dist. 24						
	1/13	225	63	160	0	2
	2/22	75	23	52	0	0
	3/6/23	133	54	79	0	0
	4/10	189	72	114	0	3
	5/24	79	15	64	0	0
	7/19	37	15	21	0	1
	8/9	87	30	57	0	0
	11/12	35	13	22	0	0
	14/20/21	108	32	76	0	0
	15	94	44	48	1	1
	16/18	92	31	60	0	1
	17	17	10	6	0	1
Leg. Dist. 24		1,171	402	759	1	9
Leg. Dist. 25						
	12/28	63	21	42	0	0
	29/30	50	21	28	0	1
Leg. Dist. 25		113	42	70	0	1
Leg. Dist. 28						
	8	50	21	24	0	5
	10	19	11	7	0	1
	11/13	56	18	36	0	2
	14/15/22	71	42	26	0	3
Leg. Dist. 28		196	92	93	0	11

MEMBER OF ASSEMBLY  
138TH DISTRICT  
DEMOCRATIC PRIMARY  
DETAIL

LEGISLATIVE DISTRICT OR TOWN	ELECTION DISTRICT	TOTAL VOTES	RACHEL A. BARNHART	HARRY B. BRONSON	SCATTER	BLANK AND VOID
			1A	2A		
Leg. Dist. 29						
	1	2	1	1	0	0
	3/9	69	46	21	1	1
	4/6	81	45	33	0	3
	5	34	20	12	1	1
	7	32	15	17	0	0
	19	23	10	12	1	0
	25/28	115	87	26	0	2
Leg. Dist. 29		356	224	122	3	7
CITY		3,444	1,394	1,998	6	46
Chili						
	1/19/27	85	52	33	0	0
	2	29	18	10	0	1
	3	27	17	9	1	0
	4/18/32	61	35	25	0	1
	5/6/23	40	22	18	0	0
	7/15	41	13	27	0	1
	8/10	37	19	18	0	0
	9/11	51	24	27	0	0
	12/31	37	23	13	0	1
	13/21	43	21	22	0	0
	14/24	56	32	23	1	0
	16	35	16	19	0	0
	17	38	20	17	0	1
	20/25/28	80	54	25	0	1
	22/29	46	31	14	0	1
	26/30	23	15	6	1	1
Chili		729	412	306	3	8
Henrietta						
	1/12	53	30	23	0	0
	2/19	48	24	21	2	1
	3/30	79	34	43	0	2
	4/5	72	39	33	0	0
	6/8	48	22	24	1	1
	7/22	80	35	43	0	2
	9/14	58	31	25	0	2
	10/18	66	33	30	1	2
	11/23/34	87	40	45	0	2
	13	40	18	22	0	0
	15/16	55	29	25	0	1
	17/25	75	31	43	1	0
	20/35	82	39	39	0	4
	21/28	56	25	29	0	2
	24/33	54	22	32	0	0
	26	66	41	25	0	0

MEMBER OF ASSEMBLY  
138TH DISTRICT  
DEMOCRATIC PRIMARY  
DETAIL

LEGISLATIVE DISTRICT OR TOWN	ELECTION DISTRICT	TOTAL VOTES	RACHEL A. BARNHART 1A	HARRY B. BRONSON 2A	SCATTER	BLANK AND VOID
Henrietta	27/31	55	25	29	1	0
	29	72	33	36	0	3
	32	45	11	34	0	0
Henrietta		<u>1,191</u>	<u>562</u>	<u>601</u>	<u>6</u>	<u>22</u>
TOWNS		<u>1,920</u>	<u>974</u>	<u>907</u>	<u>9</u>	<u>30</u>
GRAND TOTAL:		<u><u>5,364</u></u>	<u><u>2,368</u></u>	<u><u>2,905</u></u>	<u><u>15</u></u>	<u><u>76</u></u>

COUNTY COURT JUDGE  
DEMOCRATIC PRIMARY  
SUMMARY

LEGISLATIVE DISTRICT OR TOWN	TOTAL VOTES	MELISSA BARRETT	MATTHEW D. NAFUS	SCATTER	BLANK AND VOID
		3A	4A		
Leg. Dist. 07	56	27	29	0	0
Leg. Dist. 21	1,121	670	383	2	66
Leg. Dist. 22	597	538	57	1	1
Leg. Dist. 23	1,192	466	677	3	46
Leg. Dist. 24	1,171	503	601	3	64
Leg. Dist. 25	1,049	870	162	2	15
Leg. Dist. 26	306	207	94	0	5
Leg. Dist. 27	1,198	1,041	144	3	10
Leg. Dist. 28	390	278	85	0	27
Leg. Dist. 29	781	574	174	4	29
CITY	7,861	5,174	2,406	18	263
Brighton	1,410	409	995	1	5
Chili	729	362	314	2	51
Clarkson	32	16	16	0	0
East Rochester	56	25	30	1	0
Gates	331	221	107	3	0
Greece	762	433	318	5	6
Hamlin	44	22	22	0	0
Henrietta	1,191	637	475	1	78
Irondequoit	794	319	468	1	6
Mendon	118	47	70	1	0
Ogden	89	45	42	1	1
Parma	71	38	32	0	1
Penfield	394	207	183	1	3
Perinton	534	258	274	1	1
Pittsford	483	213	257	5	8
Riga	53	15	37	0	1
Rush	24	12	12	0	0
Sweden	112	26	83	0	3
Webster	436	208	225	1	2
Wheatland	98	16	82	0	0
TOWNS	7,761	3,529	4,042	24	166
GRAND TOTAL:	15,622	8,703	6,448	42	429

COUNTY COURT JUDGE  
DEMOCRATIC PRIMARY  
DETAIL

LEGISLATIVE DISTRICT OR TOWN	ELECTION DISTRICT	TOTAL VOTES	MELISSA BARRETT  3A	MATTHEW D. NAFUS  4A	SCATTER	BLANK AND VOID
Leg. Dist. 07						
	1/16-1	23	14	9	0	0
	2	33	13	20	0	0
Leg. Dist. 07		56	27	29	0	0
Leg. Dist. 21						
	1	74	37	33	0	4
	2/14	71	42	24	0	5
	3/4/15	130	90	31	0	9
	5/23	46	26	16	0	4
	6	70	32	35	0	3
	7	41	32	8	0	1
	8	17	13	4	0	0
	9	39	11	25	0	3
	10/23-13	155	54	87	0	14
	11/22-1/22-17	59	53	6	0	0
	12	95	40	44	0	11
	13/23-23	53	35	18	0	0
	16	8	8	0	0	0
	17	62	41	16	0	5
	18	25	22	2	1	0
	19	13	11	2	0	0
	20	10	4	5	1	0
	21	15	13	2	0	0
	22	29	26	3	0	0
	24	32	17	15	0	0
	25	32	28	2	0	2
	26	28	19	5	0	4
	27	17	16	0	0	1
Leg. Dist. 21		1,121	670	383	2	66
Leg. Dist. 22						
	2/13	18	13	5	0	0
	3	22	20	2	0	0
	4/16/19	32	30	2	0	0
	5/29-13	49	46	3	0	0
	6	38	37	1	0	0
	7	20	19	1	0	0
	8/22	52	51	1	0	0
	9/10	34	34	0	0	0
	11/21	55	50	5	0	0
	12/23	31	29	2	0	0
	14/15	63	58	4	0	1
	18	22	21	1	0	0
	20/24	35	31	3	1	0
	25	66	54	12	0	0
	26/25-19	29	15	14	0	0
	27	31	30	1	0	0
Leg. Dist. 22		597	538	57	1	1

COUNTY COURT JUDGE  
DEMOCRATIC PRIMARY  
DETAIL

LEGISLATIVE DISTRICT OR TOWN	ELECTION DISTRICT	TOTAL VOTES	MELISSA BARRETT	MATTHEW D. NAFUS	SCATTER	BLANK AND VOID
			3A	4A		
Leg. Dist. 23						
	1/6/9/10/20	233	81	138	1	13
	2/3/11/28	196	72	115	2	7
	4	104	30	70	0	4
	5/7	81	24	51	0	6
	8/14	94	39	53	0	2
	12/22	75	33	42	0	0
	15/29	29	9	15	0	5
	16/18/19/27	93	49	44	0	0
	17	80	39	32	0	9
	21	67	25	42	0	0
	24	25	13	12	0	0
	25/26	115	52	63	0	0
Leg. Dist. 23		1,192	466	677	3	46
Leg. Dist. 24						
	1/13	225	82	135	0	8
	2/22	75	32	39	0	4
	3/6/23	133	52	73	0	8
	4/10	189	97	83	0	9
	5/24	79	31	47	0	1
	7/19	37	14	18	0	5
	8/9	87	28	56	1	2
	11/12	35	19	14	0	2
	14/20/21	108	54	41	2	11
	15	94	50	37	0	7
	16/18	92	36	51	0	5
	17	17	8	7	0	2
Leg. Dist. 24		1,171	503	601	3	64
Leg. Dist. 25						
	1	48	35	13	0	0
	2	65	62	3	0	0
	3	93	82	11	0	0
	4/6/14/24	69	52	16	0	1
	5	44	37	6	0	1
	7	50	48	1	1	0
	8	52	49	3	0	0
	9	21	19	1	0	1
	10	75	60	13	0	2
	11	29	28	1	0	0
	12/28	63	42	17	1	3
	13	39	33	4	0	2
	15/18	97	85	11	0	1
	16/27-22	45	39	6	0	0
	17	34	33	0	0	1
	20/25	87	75	12	0	0
	21/28-19	15	12	3	0	0
	22	35	29	6	0	0
	23	1	0	1	0	0
	26/27	37	24	13	0	0

COUNTY COURT JUDGE  
DEMOCRATIC PRIMARY  
DETAIL

LEGISLATIVE DISTRICT OR TOWN	ELECTION DISTRICT	TOTAL VOTES	MELISSA BARRETT	MATTHEW D. NAFUS	SCATTER	BLANK AND VOID
			3A	4A		
Leg. Dist. 25						
	29/30	50	26	21	0	3
Leg. Dist. 25		1,049	870	162	2	15
Leg. Dist. 26						
	1/13/14	46	22	22	0	2
	2/12/17	47	29	18	0	0
	3/4/5/11	35	24	11	0	0
	6/28-5	28	27	1	0	0
	7/8	40	33	7	0	0
	9	29	17	11	0	1
	10	12	9	1	0	2
	15/28-6	56	37	19	0	0
	16	13	9	4	0	0
Leg. Dist. 26		306	207	94	0	5
Leg. Dist. 27						
	1/11	95	84	11	0	0
	2	61	54	7	0	0
	3	38	31	6	0	1
	4	77	57	18	0	2
	5	76	64	12	0	0
	6/17	107	94	13	0	0
	7	38	36	2	0	0
	8	103	94	6	1	2
	9	65	50	15	0	0
	10	35	32	3	0	0
	12/16	100	90	10	0	0
	13	60	56	4	0	0
	14	43	41	2	0	0
	15	60	52	5	1	2
	18	16	15	0	0	1
	19	72	61	8	1	2
	20	43	35	8	0	0
	21	36	32	4	0	0
	23	46	43	3	0	0
	25/26	27	20	7	0	0
Leg. Dist. 27		1,198	1,041	144	3	10
Leg. Dist. 28						
	1/2	37	25	11	0	1
	3	14	11	0	0	3
	4	21	18	2	0	1
	7	26	19	7	0	0
	8	50	31	12	0	7
	9/21	41	33	8	0	0
	10	19	13	4	0	2
	11/13	56	36	14	0	6
	12	13	10	2	0	1
	14/15/22	71	47	19	0	5
	16	9	8	0	0	1
	17	3	3	0	0	0
	18	15	13	2	0	0

COUNTY COURT JUDGE  
DEMOCRATIC PRIMARY  
DETAIL

LEGISLATIVE DISTRICT OR TOWN	ELECTION DISTRICT	TOTAL VOTES	MELISSA BARRETT	MATTHEW D. NAFUS	SCATTER	BLANK AND VOID
			3A	4A		
Leg. Dist. 28						
	20	<u>15</u>	<u>11</u>	<u>4</u>	<u>0</u>	<u>0</u>
Leg. Dist. 28		390	278	85	0	27
Leg. Dist. 29						
	1	2	2	0	0	0
	2/20/26	72	59	12	1	0
	3/9	69	51	12	1	5
	4/6	81	60	19	0	2
	5	34	23	7	0	4
	7	32	14	16	0	2
	8	8	6	1	0	1
	10	27	18	9	0	0
	11/14	32	28	4	0	0
	12/24	60	56	4	0	0
	15/16	28	28	0	0	0
	17	15	12	3	0	0
	18/21	55	36	18	0	1
	19	23	14	6	1	2
	22	53	46	6	0	1
	23	75	40	32	1	2
	25/28	<u>115</u>	<u>81</u>	<u>25</u>	<u>0</u>	<u>9</u>
Leg. Dist. 29		<u>781</u>	<u>574</u>	<u>174</u>	<u>4</u>	<u>29</u>
CITY		7,861	5,174	2,406	18	263
Brighton						
	1/13/23	89	22	67	0	0
	2/26/44	38	17	21	0	0
	3	26	6	18	0	2
	4/5	101	16	85	0	0
	6	40	10	30	0	0
	7/11/15	69	15	54	0	0
	8/16/18/29	75	22	53	0	0
	9/25/27	95	13	82	0	0
	10/21	70	11	59	0	0
	12/19	75	13	62	0	0
	14/30	104	44	59	1	0
	17	28	12	15	0	1
	20/35/40/46	142	47	93	0	2
	22/37/42	76	27	49	0	0
	24/34	72	24	48	0	0
	28/38/39	95	27	68	0	0
	31/32/33	95	23	72	0	0
	36/45	47	31	16	0	0
	41/43	<u>73</u>	<u>29</u>	<u>44</u>	<u>0</u>	<u>0</u>
Brighton		1,410	409	995	1	5
Chili						
	1/19/27	85	43	36	0	6
	2	29	15	12	0	2
	3	27	10	15	0	2
	4/18/32	61	29	31	0	1



COUNTY COURT JUDGE  
DEMOCRATIC PRIMARY  
DETAIL

LEGISLATIVE DISTRICT OR TOWN	ELECTION DISTRICT	TOTAL VOTES	MELISSA BARRETT	MATTHEW D. NAFUS	SCATTER	BLANK AND VOID
			3A	4A		
Chili						
	5/6/23	40	10	27	0	3
	7/15	41	22	19	0	0
	8/10	37	12	20	0	5
	9/11	51	23	26	0	2
	12/31	37	19	15	0	3
	13/21	43	16	23	1	3
	14/24	56	24	25	1	6
	16	35	19	12	0	4
	17	38	24	11	0	3
	20/25/28	80	45	29	0	6
	22/29	46	36	6	0	4
	26/30	23	15	7	0	1
Chili		729	362	314	2	51
Clarkson						
	1/3	16	9	7	0	0
	2/5	7	3	4	0	0
	4	5	1	4	0	0
	6	4	3	1	0	0
Clarkson		32	16	16	0	0
East Rochester						
	1/4/5	25	11	13	1	0
	2/3/6/7	31	14	17	0	0
East Rochester		56	25	30	1	0
Gates						
	1/11/12/32	30	18	11	1	0
	2/4/20/25	35	22	13	0	0
	3/15/27/30	62	44	18	0	0
	5/23	24	11	12	1	0
	6/10/22	32	22	10	0	0
	7/18/26/34/35	32	18	14	0	0
	8/19/24/28	25	18	6	1	0
	9/33	41	30	11	0	0
	13/17/29	24	18	6	0	0
	14/16/21/31	26	20	6	0	0
Gates		331	221	107	3	0
Greece						
	1/74/82	21	12	9	0	0
	2/34/54	10	7	3	0	0
	3/52/73/85	27	17	10	0	0
	4/13/40/51/68	20	6	14	0	0
	5/8/9/20	23	17	6	0	0
	6/7/22/63	25	15	10	0	0
	10/11/25	20	9	11	0	0
	12/46/49/55	20	14	6	0	0
	14/83	10	7	3	0	0
	15/71	17	7	7	1	2
	16/38/76	16	3	13	0	0
	17/39/93	27	13	14	0	0

COUNTY COURT JUDGE  
DEMOCRATIC PRIMARY  
DETAIL

LEGISLATIVE DISTRICT OR TOWN	ELECTION DISTRICT	TOTAL VOTES	MELISSA BARRETT	MATTHEW D. NAFUS	SCATTER	BLANK AND VOID
			3A	4A		
Greece	18/67/69/94	26	12	13	0	1
	19/23	28	15	12	0	1
	21/26/30/41/48/78	41	24	17	0	0
	24/27/108/109	46	26	20	0	0
	28/45/91	14	9	5	0	0
	29/66	14	6	8	0	0
	31/47/50/56	18	7	11	0	0
	32/59/61	29	23	5	1	0
	33/57	8	5	3	0	0
	35/84	23	14	9	0	0
	36/42/60/75/95	36	24	12	0	0
	37/81	9	2	7	0	0
	43/70/107	15	9	6	0	0
	44/89/99	16	10	6	0	0
	53/72/88/104/105	31	17	12	1	1
	58/90/102/103	17	4	13	0	0
	62/96/101	24	13	10	1	0
	64/80	7	6	1	0	0
	65	15	10	5	0	0
	77	20	13	6	1	0
79/98/106	20	13	6	0	1	
86	17	10	7	0	0	
87	7	7	0	0	0	
92/100	24	13	11	0	0	
97	21	14	7	0	0	
Greece		762	433	318	5	6
Hamlin	1/6/8	16	13	3	0	0
	2/5	5	2	3	0	0
	3/7	10	3	7	0	0
	4	5	3	2	0	0
	9/10	8	1	7	0	0
Hamlin		44	22	22	0	0
Henrietta	1/12	53	26	24	0	3
	2/19	48	26	19	0	3
	3/30	79	45	29	0	5
	4/5	72	39	31	0	2
	6/8	48	23	20	0	5
	7/22	80	48	26	0	6
	9/14	58	37	18	1	2
	10/18	66	37	24	0	5
	11/23/34	87	53	31	0	3
	13	40	28	10	0	2
	15/16	55	31	20	0	4
	17/25	75	34	36	0	5
	20/35	82	43	36	0	3
	21/28	56	27	22	0	7
	24/33	54	27	23	0	4

COUNTY COURT JUDGE  
DEMOCRATIC PRIMARY  
DETAIL

LEGISLATIVE DISTRICT OR TOWN	ELECTION DISTRICT	TOTAL VOTES	MELISSA BARRETT	MATTHEW D. NAFUS	SCATTER	BLANK AND VOID
			3A	4A		
Henrietta						
	26	66	33	31	0	2
	27/31	55	23	26	0	6
	29	72	41	25	0	6
	32	45	16	24	0	5
Henrietta		1,191	637	475	1	78
Irondequoit						
	1/37	29	10	18	1	0
	2/9/40/45	29	8	20	0	1
	3	20	9	11	0	0
	4/46	14	5	9	0	0
	5/12/19	48	22	26	0	0
	6/7/16/22	65	21	44	0	0
	8/10/20/47/51/62	72	16	56	0	0
	11/23/29/35	29	12	17	0	0
	13/17/21/24	40	21	18	0	1
	14/28	27	10	17	0	0
	15/30/49	32	6	25	0	1
	18/26/54	32	15	16	0	1
	25/33/44/59/60	55	24	30	0	1
	27/42/63	21	8	13	0	0
	31/32/58	39	14	25	0	0
	34/52	42	23	19	0	0
	36/50/64/66	40	25	15	0	0
	38/55/56	39	18	21	0	0
	39	8	5	3	0	0
	41/43/61	45	18	27	0	0
	48/53/68	28	12	16	0	0
	57/65/67	40	17	22	0	1
Irondequoit		794	319	468	1	6
Mendon						
	1/2	34	18	16	0	0
	3	6	2	3	1	0
	4/8	16	7	9	0	0
	5/6	29	12	17	0	0
	7/9	33	8	25	0	0
Mendon		118	47	70	1	0
Ogden						
	1/9/19	20	10	10	0	0
	2/13	9	5	3	1	0
	3	11	6	4	0	1
	4/18	6	2	4	0	0
	5/12	9	6	3	0	0
	6/10	9	4	5	0	0
	7/16/20	5	3	2	0	0
	8	4	2	2	0	0
	11	4	1	3	0	0

COUNTY COURT JUDGE  
DEMOCRATIC PRIMARY  
DETAIL

LEGISLATIVE DISTRICT OR TOWN	ELECTION DISTRICT	TOTAL VOTES	MELISSA BARRETT	MATTHEW D. NAFUS	SCATTER	BLANK AND VOID
			3A	4A		
Ogden						
	14/15/17	12	6	6	0	0
Ogden		89	45	42	1	1
Parma						
	1/11	11	5	6	0	0
	2/8/12	20	14	6	0	0
	3/13	7	5	2	0	0
	4/5/6/7	9	3	6	0	0
	9/10/14/15	24	11	12	0	1
Parma		71	38	32	0	1
Penfield						
	1/21	16	11	5	0	0
	2	3	1	2	0	0
	3/39	8	3	5	0	0
	4/14	16	13	3	0	0
	5/9/17/22	62	27	32	1	2
	6/26/34/38/40	45	33	12	0	0
	7/15/27/28	36	14	22	0	0
	8	14	7	7	0	0
	10/11/16	16	4	12	0	0
	12/24/25/33	38	19	19	0	0
	13	19	10	8	0	1
	18/23/36	20	12	8	0	0
	19/30	33	16	17	0	0
	20/37/42	33	19	14	0	0
	29/35	11	6	5	0	0
	31/32	14	7	7	0	0
	41	10	5	5	0	0
Penfield		394	207	183	1	3
Perinton						
	1/39/45	33	15	18	0	0
	2	16	7	9	0	0
	3/32/35/52	27	8	19	0	0
	4/5/7/14	36	14	22	0	0
	6/25	12	5	7	0	0
	8/27/33/53	22	16	6	0	0
	9/43	17	13	4	0	0
	10/11/46	16	11	5	0	0
	12/16/18/22/29/41	57	26	31	0	0
	13/55	24	6	18	0	0
	15/26/31/40/48	60	39	21	0	0
	17/44	21	9	12	0	0
	19/23	22	8	14	0	0
	20/38/54	35	13	22	0	0
	21	13	4	9	0	0
	24/34	33	16	17	0	0
	28/49/51	25	12	13	0	0
	30/36/37/42	39	21	17	0	1
	47/56	12	6	6	0	0

COUNTY COURT JUDGE  
DEMOCRATIC PRIMARY  
DETAIL

LEGISLATIVE DISTRICT OR TOWN	ELECTION DISTRICT	TOTAL VOTES	MELISSA BARRETT	MATTHEW D. NAFUS	SCATTER	BLANK AND VOID
			3A	4A		
Perinton						
	50	14	9	4	1	0
Perinton		534	258	274	1	1
Pittsford						
	1/2	35	14	21	0	0
	3	28	18	10	0	0
	4	8	2	6	0	0
	5/20	25	9	15	1	0
	6/9	38	16	19	1	2
	7/16	16	5	11	0	0
	8	10	2	8	0	0
	10/31	29	16	11	1	1
	11/23	24	7	16	0	1
	12/21	16	9	7	0	0
	13/30	27	17	10	0	0
	14	15	3	12	0	0
	15	12	7	5	0	0
	17	11	6	5	0	0
	18/28	36	9	26	0	1
	19/29	30	14	15	0	1
	22	32	10	19	2	1
	24	17	4	13	0	0
	25	21	11	10	0	0
	26/27	18	13	4	0	1
	32	12	7	5	0	0
	33	12	8	4	0	0
	34	11	6	5	0	0
Pittsford		483	213	257	5	8
Riga						
	1/2/3/6	32	9	22	0	1
	4/5	21	6	15	0	0
Riga		53	15	37	0	1
Rush						
	1/2	12	8	4	0	0
	3/4	12	4	8	0	0
Rush		24	12	12	0	0
Sweden						
	1/5/6	35	5	30	0	0
	2/3/4/9/11	50	14	34	0	2
	7/8/10/12	27	7	19	0	1
Sweden		112	26	83	0	3
Webster						
	1/2	34	16	18	0	0
	3/36	15	5	10	0	0
	4/14	13	6	7	0	0
	5/29	20	15	5	0	0
	6/43	13	5	8	0	0
	7/22	11	5	6	0	0
	8/18	11	3	8	0	0

COUNTY COURT JUDGE  
DEMOCRATIC PRIMARY  
DETAIL

LEGISLATIVE DISTRICT OR TOWN	ELECTION DISTRICT	TOTAL VOTES	MELISSA BARRETT  3A	MATTHEW D. NAFUS  4A	SCATTER	BLANK AND VOID
Webster						
	9/34	11	7	4	0	0
	10	12	7	5	0	0
	11	8	3	5	0	0
	12	14	5	8	0	1
	13	14	3	11	0	0
	15/39	29	16	13	0	0
	16	8	5	3	0	0
	17/28	12	4	8	0	0
	19	12	6	6	0	0
	20/42	18	9	9	0	0
	21/35	19	7	12	0	0
	23/33	12	4	8	0	0
	24	19	9	10	0	0
	25/38	18	9	9	0	0
	26	2	1	1	0	0
	27	10	6	4	0	0
	30	18	12	6	0	0
	31	19	8	10	1	0
	32	17	7	10	0	0
	37	11	8	3	0	0
	40	28	14	13	0	1
	41	8	3	5	0	0
Webster		436	208	225	1	2
Wheatland						
	1/3	69	10	59	0	0
	2	11	3	8	0	0
	4/5	18	3	15	0	0
Wheatland		98	16	82	0	0
TOWNS		7,761	3,529	4,042	24	166
GRAND TOTAL:		15,622	8,703	6,448	42	429

STATE SENATOR  
54TH DISTRICT  
REPUBLICAN PRIMARY

LEGISLATIVE DISTRICT OR TOWN	ELECTION DISTRICT	TOTAL VOTES	FLOYD G. RAYBURN	PAMELA A. HELMING	BRIAN D. MANKTELOW	JON RITTER	SEAN T. HANNA	SCATTER	BLANK AND VOID
			1B	2B	3B	4B	5B		
Webster	1/2	85	26	24	4	12	18	1	0
	3/36	64	14	11	1	21	17	0	0
	4/14	68	16	18	0	6	28	0	0
	5/29	62	17	11	3	18	13	0	0
	6/43	52	14	9	0	16	13	0	0
	7/22	50	13	7	0	16	14	0	0
	8/18	41	10	6	1	15	9	0	0
	9/34	50	10	16	0	6	18	0	0
	10	72	21	17	2	8	24	0	0
	11	35	7	7	0	17	4	0	0
	12	51	8	9	2	18	13	1	0
	13	34	11	10	0	9	4	0	0
	15/39	55	17	18	0	5	15	0	0
	16	31	12	3	2	6	8	0	0
	17/28	43	9	7	1	9	17	0	0
	19	44	6	15	0	13	10	0	0
	20/42	86	27	14	3	13	29	0	0
	21/35	74	12	15	3	25	19	0	0
	23/33	78	18	15	2	23	20	0	0
	24	75	22	25	2	4	21	0	1
	25/38	38	12	12	1	6	4	0	3
	26	31	17	2	1	6	5	0	0
	27	42	20	4	0	7	11	0	0
	30	25	6	8	1	2	8	0	0
	31	61	14	11	5	11	20	0	0
	32	50	9	16	0	15	10	0	0
	37	42	18	15	0	3	6	0	0
	40	62	20	14	0	9	18	0	1
	41	37	7	12	3	8	7	0	0
GRAND TOTAL:		<u>1,538</u>	<u>413</u>	<u>351</u>	<u>37</u>	<u>327</u>	<u>403</u>	<u>2</u>	<u>5</u>

MEMBER OF ASSEMBLY  
133RD DISTRICT  
REPUBLICAN PRIMARY

LEGISLATIVE DISTRICT OR TOWN	ELECTION DISTRICT	TOTAL VOTES	BILL NOJAY	RICHARD B. MILNE	SCATTER	BLANK AND VOID
			1B	2B		
Mendon						
	1/2	142	22	120	0	0
	3	40	13	27	0	0
	4/8	92	14	78	0	0
	5/6	104	31	73	0	0
	7/9	108	50	58	0	0
Mendon		486	130	356	0	0
Pittsford						
	1/2	35	19	16	0	0
	3	57	20	37	0	0
	4	21	9	12	0	0
	5/20	39	29	9	0	1
	6/9	35	22	12	1	0
	7/16	22	14	8	0	0
	8	17	9	8	0	0
	10/31	32	22	10	0	0
	11/23	25	16	9	0	0
	12/21	52	41	11	0	0
	13/30	32	21	11	0	0
	14	17	7	10	0	0
	15	7	4	3	0	0
	17	26	16	10	0	0
	18/28	27	17	10	0	0
	19/29	41	19	22	0	0
	22	15	8	7	0	0
	24	12	8	4	0	0
	25	27	14	11	0	2
	26/27	41	28	13	0	0
	32	22	18	4	0	0
	33	25	13	12	0	0
	34	23	12	11	0	0
Pittsford		650	386	260	1	3
Rush						
	1/2	59	39	20	0	0
	3/4	60	38	22	0	0
Rush		119	77	42	0	0
Wheatland						
	1/3	31	14	17	0	0
	2	30	23	7	0	0
	4/5	34	26	8	0	0
Wheatland		95	63	32	0	0
GRAND TOTAL:		1,350	656	690	1	3



MEMBER OF ASSEMBLY  
138TH DISTRICT  
REPUBLICAN PRIMARY  
SUMMARY

LEGISLATIVE DISTRICT OR TOWN	TOTAL VOTES	PETER VAZQUEZ  1B	BOB ZINCK  2B	SCATTER	BLANK AND VOID
Leg. Dist. 21	77	43	31	1	2
Leg. Dist. 23	64	36	28	0	0
Leg. Dist. 24	133	58	71	2	2
Leg. Dist. 25	3	2	1	0	0
Leg. Dist. 28	13	7	6	0	0
Leg. Dist. 29	45	27	17	0	1
CITY	335	173	154	3	5
Chili	665	322	336	3	4
Henrietta	887	435	443	5	4
TOWNS	1,552	757	779	8	8
GRAND TOTAL:	1,887	930	933	11	13

MEMBER OF ASSEMBLY  
138TH DISTRICT  
REPUBLICAN PRIMARY  
DETAIL

LEGISLATIVE DISTRICT OR TOWN	ELECTION DISTRICT	TOTAL VOTES	PETER VAZQUEZ	BOB ZINCK	SCATTER	BLANK AND VOID
			1B	2B		
Leg. Dist. 21	1	7	6	1	0	0
	2/14	9	4	5	0	0
	3/4/15	16	9	7	0	0
	6	7	3	3	0	1
	9	6	3	3	0	0
	10/23-13	16	7	8	0	1
	12	10	6	3	1	0
	17	6	5	1	0	0
	26	0	0	0	0	0
Leg. Dist. 21		<u>77</u>	<u>43</u>	<u>31</u>	<u>1</u>	<u>2</u>
Leg. Dist. 23	1/6/9/10/20	12	8	4	0	0
	2/3/11/28	10	4	6	0	0
	4	4	3	1	0	0
	5/7	4	3	1	0	0
	8/14	14	7	7	0	0
	15/29	2	1	1	0	0
	17	9	3	6	0	0
	21	9	7	2	0	0
Leg. Dist. 23		<u>64</u>	<u>36</u>	<u>28</u>	<u>0</u>	<u>0</u>
Leg. Dist. 24	1/13	17	9	8	0	0
	2/22	8	4	4	0	0
	3/6/23	13	10	2	0	1
	4/10	9	5	4	0	0
	5/24	16	5	10	1	0
	7/19	8	3	5	0	0
	8/9	10	5	5	0	0
	11/12	2	0	2	0	0
	14/20/21	9	4	4	1	0
	15	15	6	9	0	0
	16/18	12	3	9	0	0
	17	14	4	9	0	1
Leg. Dist. 24		<u>133</u>	<u>58</u>	<u>71</u>	<u>2</u>	<u>2</u>
Leg. Dist. 25	12/28	1	1	0	0	0
	29/30	2	1	1	0	0
Leg. Dist. 25		<u>3</u>	<u>2</u>	<u>1</u>	<u>0</u>	<u>0</u>
Leg. Dist. 28	8	1	0	1	0	0
	10	0	0	0	0	0
	11/13	5	3	2	0	0
	14/15/22	7	4	3	0	0
Leg. Dist. 28		<u>13</u>	<u>7</u>	<u>6</u>	<u>0</u>	<u>0</u>

MEMBER OF ASSEMBLY  
138TH DISTRICT  
REPUBLICAN PRIMARY  
DETAIL

LEGISLATIVE DISTRICT OR TOWN	ELECTION DISTRICT	TOTAL VOTES	PETER VAZQUEZ	BOB ZINCK	SCATTER	BLANK AND VOID
			1B	2B		
Leg. Dist. 29	1	0	0	0	0	0
	3/9	9	7	1	0	1
	4/6	12	10	2	0	0
	5	6	3	3	0	0
	7	5	2	3	0	0
	19	0	0	0	0	0
	25/28	13	5	8	0	0
Leg. Dist. 29		45	27	17	0	1
CITY		335	173	154	3	5
Chili	1/19/27	63	38	24	0	1
	2	28	21	7	0	0
	3	24	16	8	0	0
	4/18/32	44	19	23	0	2
	5/6/23	44	21	23	0	0
	7/15	28	20	8	0	0
	8/10	60	25	35	0	0
	9/11	41	20	21	0	0
	12/31	31	19	10	2	0
	13/21	39	16	23	0	0
	14/24	68	27	41	0	0
	16	38	11	26	1	0
	17	61	20	40	0	1
	20/25/28	38	21	17	0	0
	22/29	29	14	15	0	0
	26/30	29	14	15	0	0
Chili		665	322	336	3	4
Henrietta	1/12	57	32	25	0	0
	2/19	50	32	18	0	0
	3/30	44	22	21	0	1
	4/5	47	25	21	0	1
	6/8	44	19	23	1	1
	7/22	57	15	42	0	0
	9/14	38	13	25	0	0
	10/18	36	15	18	2	1
	11/23/34	52	25	27	0	0
	13	27	23	4	0	0
	15/16	32	20	12	0	0
	17/25	63	29	33	1	0
	20/35	59	33	26	0	0
	21/28	58	27	31	0	0
	24/33	37	26	11	0	0
	26	65	22	42	1	0

MEMBER OF ASSEMBLY  
138TH DISTRICT  
REPUBLICAN PRIMARY  
DETAIL

LEGISLATIVE DISTRICT OR TOWN	ELECTION DISTRICT	TOTAL VOTES	PETER VAZQUEZ 1B	BOB ZINCK 2B	SCATTER	BLANK AND VOID
Henrietta	27/31	58	28	30	0	0
	29	40	23	17	0	0
	32	23	6	17	0	0
Henrietta		<u>887</u>	<u>435</u>	<u>443</u>	<u>5</u>	<u>4</u>
TOWNS		<u>1,552</u>	<u>757</u>	<u>779</u>	<u>8</u>	<u>8</u>
GRAND TOTAL:		<u><u>1,887</u></u>	<u><u>930</u></u>	<u><u>933</u></u>	<u><u>11</u></u>	<u><u>13</u></u>

TOWN OF PITTSFORD  
TOWN JUSTICE  
CONSERVATIVE PRIMARY

LEGISLATIVE DISTRICT OR TOWN	ELECTION DISTRICT	TOTAL VOTES	JOHN J. FERLICCA  1C	ROBERT M. SHADDOCK  2C	SCATTER	BLANK AND VOID
Pittsford	1/2	6	1	5	0	0
	3	2	0	2	0	0
	4	2	0	2	0	0
	5/20	5	0	5	0	0
	6/9	2	0	1	0	1
	7/16	1	1	0	0	0
	8	4	0	4	0	0
	10/31	2	0	2	0	0
	11/23	8	0	8	0	0
	12/21	1	0	1	0	0
	13/30	1	0	1	0	0
	14	3	0	3	0	0
	15	0	0	0	0	0
	17	1	1	0	0	0
	18/28	1	0	1	0	0
	19/29	6	0	6	0	0
	22	0	0	0	0	0
	24	1	0	1	0	0
	25	3	0	3	0	0
	26/27	5	1	4	0	0
	32	0	0	0	0	0
	33	1	1	0	0	0
	34	0	0	0	0	0
GRAND TOTAL:		<u>55</u>	<u>5</u>	<u>49</u>	<u>0</u>	<u>1</u>

STATE SENATOR  
61ST DISTRICT  
WORKING FAMILIES PRIMARY  
SUMMARY

LEGISLATIVE DISTRICT OR TOWN	TOTAL VOTES	THOMAS A. LOUGHRAN  1E	ANDRE N. LISZKA  2E	SCATTER	BLANK AND VOID
Leg. Dist. 24	0	0	0	0	0
Leg. Dist. 25	0	0	0	0	0
Leg. Dist. 27	3	1	1	0	1
CITY	3	1	1	0	1
Chili	23	13	4	0	6
Riga	0	0	0	0	0
TOWNS	23	13	4	0	6
GRAND TOTAL:	26	14	5	0	7

STATE SENATOR  
61ST DISTRICT  
WORKING FAMILIES PRIMARY  
DETAIL

LEGISLATIVE DISTRICT OR TOWN	ELECTION DISTRICT	TOTAL VOTES	THOMAS A. LOUGHRAN	ANDRE N. LISZKA	SCATTER	BLANK AND VOID
			1E	2E		
Leg. Dist. 24						
	3/6/23	0	0	0	0	0
	5/24	0	0	0	0	0
	7/19	0	0	0	0	0
	8/9	0	0	0	0	0
	11/12	0	0	0	0	0
	17	0	0	0	0	0
Leg. Dist. 24		0	0	0	0	0
Leg. Dist. 25						
	2	0	0	0	0	0
	3	0	0	0	0	0
	4/6/14/24	0	0	0	0	0
	7	0	0	0	0	0
	8	0	0	0	0	0
	11	0	0	0	0	0
	13	0	0	0	0	0
	29/30	0	0	0	0	0
Leg. Dist. 25		0	0	0	0	0
Leg. Dist. 27						
	1/11	0	0	0	0	0
	2	0	0	0	0	0
	3	0	0	0	0	0
	4	1	0	1	0	0
	5	0	0	0	0	0
	6/17	1	0	0	0	1
	7	0	0	0	0	0
	9	0	0	0	0	0
	10	0	0	0	0	0
	12/16	0	0	0	0	0
	13	0	0	0	0	0
	14	0	0	0	0	0
	15	1	1	0	0	0
	19	0	0	0	0	0
	21	0	0	0	0	0
	23	0	0	0	0	0
Leg. Dist. 27		3	1	1	0	1
CITY		3	1	1	0	1
Chili						
	1/19/27	0	0	0	0	0
	2	2	1	0	0	1
	3	0	0	0	0	0
	4/18/32	2	1	0	0	1

STATE SENATOR  
61ST DISTRICT  
WORKING FAMILIES PRIMARY  
DETAIL

LEGISLATIVE DISTRICT OR TOWN	ELECTION DISTRICT	TOTAL VOTES	THOMAS A. LOUGHRAN	ANDRE N. LISZKA	SCATTER	BLANK AND VOID
			1E	2E		
Chili						
	5/6/23	1	0	0	0	1
	7/15	0	0	0	0	0
	8/10	0	0	0	0	0
	9/11	2	2	0	0	0
	12/31	1	1	0	0	0
	13/21	2	1	1	0	0
	14/24	4	1	0	0	3
	16	1	1	0	0	0
	17	1	1	0	0	0
	20/25/28	1	0	1	0	0
	22/29	2	1	1	0	0
	26/30	4	3	1	0	0
Chili		23	13	4	0	6
Riga						
	1/2/3/6	0	0	0	0	0
	4/5	0	0	0	0	0
Riga		0	0	0	0	0
TOWNS		23	13	4	0	6
GRAND TOTAL:		26	14	5	0	7



MEMBER OF ASSEMBLY  
 135TH DISTRICT  
 WORKING FAMILIES PRIMARY  
 OPPORTUNITY TO BALLOT  
 SUMMARY

<u>LEGISLATIVE DISTRICT OR TOWN</u>	<u>TOTAL VOTES</u>	<u>MARK C. JOHNS</u>	<u>DOROTHY A. STYK</u>	<u>SCATTER</u>	<u>BLANK AND VOID</u>
East Rochester	1	0	1	0	0
Penfield	12	2	5	0	5
Perinton	7	2	3	0	2
Webster	16	9	4	0	3
GRAND TOTAL:	<u>36</u>	<u>13</u>	<u>13</u>	<u>0</u>	<u>10</u>

MEMBER OF ASSEMBLY  
135TH DISTRICT  
WORKING FAMILIES PRIMARY  
OPPORTUNITY TO BALLOT  
DETAIL

<u>LEGISLATIVE DISTRICT OR TOWN</u>	<u>ELECTION DISTRICT</u>	<u>TOTAL VOTES</u>	<u>MARK C. JOHNS</u>	<u>DOROTHY A. STYK</u>	<u>SCATTER</u>	<u>BLANK AND VOID</u>
East Rochester	1/4/5	1	0	1	0	0
	2/3/6/7	0	0	0	0	0
		<u>1</u>	<u>0</u>	<u>1</u>	<u>0</u>	<u>0</u>
East Rochester		1	0	1	0	0
Penfield	1/21	0	0	0	0	0
	2	0	0	0	0	0
	3/39	2	0	1	0	1
	4/14	0	0	0	0	0
	5/9/17/22	0	0	0	0	0
	6/26/34/38/40	0	0	0	0	0
	7/15/27/28	2	0	1	0	1
	8	2	1	0	0	1
	10/11/16	0	0	0	0	0
	12/24/25/33	1	0	1	0	0
	13	1	0	0	0	1
	18/23/36	2	0	2	0	0
	19/30	0	0	0	0	0
	20/37/42	1	0	0	0	1
	29/35	0	0	0	0	0
	31/32	0	0	0	0	0
	41	1	1	0	0	0
		<u>12</u>	<u>2</u>	<u>5</u>	<u>0</u>	<u>5</u>
Penfield		12	2	5	0	5
Perinton	1/39/45	0	0	0	0	0
	2	0	0	0	0	0
	3/32/35/52	0	0	0	0	0
	4/5/7/14	0	0	0	0	0
	6/25	1	0	1	0	0
	8/27/33/53	1	0	0	0	1
	9/43	0	0	0	0	0
	10/11/46	0	0	0	0	0
	12/16/18/22/29/41	0	0	0	0	0
	13/55	0	0	0	0	0
	15/26/31/40/48	2	1	0	0	1
	17/44	0	0	0	0	0
	19/23	2	1	1	0	0
	20/38/54	0	0	0	0	0
	21	0	0	0	0	0
	24/34	0	0	0	0	0
	28/49/51	0	0	0	0	0
	30/36/37/42	0	0	0	0	0
	47/56	0	0	0	0	0

MEMBER OF ASSEMBLY  
135TH DISTRICT  
WORKING FAMILIES PRIMARY  
OPPORTUNITY TO BALLOT  
DETAIL

<u>LEGISLATIVE DISTRICT OR TOWN</u>	<u>ELECTION DISTRICT</u>	<u>TOTAL VOTES</u>	<u>MARK C. JOHNS</u>	<u>DOROTHY A. STYK</u>	<u>SCATTER</u>	<u>BLANK AND VOID</u>
Perinton	50	<u>1</u>	<u>0</u>	<u>1</u>	<u>0</u>	<u>0</u>
Perinton		<u>7</u>	<u>2</u>	<u>3</u>	<u>0</u>	<u>2</u>
Webster	1/2	2	1	0	0	1
	3/36	1	1	0	0	0
	4/14	3	2	1	0	0
	5/29	1	1	0	0	0
	6/43	1	0	1	0	0
	7/22	0	0	0	0	0
	8/18	0	0	0	0	0
	9/34	0	0	0	0	0
	10	0	0	0	0	0
	11	0	0	0	0	0
	12	0	0	0	0	0
	13	0	0	0	0	0
	15/39	1	0	0	0	1
	16	2	1	0	0	1
	17/28	0	0	0	0	0
	19	0	0	0	0	0
	20/42	0	0	0	0	0
	21/35	0	0	0	0	0
	23/33	1	1	0	0	0
	24	3	2	1	0	0
	25/38	0	0	0	0	0
	26	0	0	0	0	0
	27	0	0	0	0	0
	30	0	0	0	0	0
	31	0	0	0	0	0
	32	0	0	0	0	0
	37	0	0	0	0	0
	40	1	0	1	0	0
	41	<u>0</u>	<u>0</u>	<u>0</u>	<u>0</u>	<u>0</u>
Webster		<u>16</u>	<u>9</u>	<u>4</u>	<u>0</u>	<u>3</u>
GRAND TOTAL:		<u><u>36</u></u>	<u><u>13</u></u>	<u><u>13</u></u>	<u><u>0</u></u>	<u><u>10</u></u>

COUNTY COURT JUDGE  
WORKING FAMILIES PRIMARY  
SUMMARY

LEGISLATIVE DISTRICT OR TOWN	TOTAL VOTES	SAM L. VALLERIANI	MATTHEW D. NAFUS	MELISSA BARRETT	SCATTER	BLANK AND VOID
		3E	4E	5E		
Leg. Dist. 07	0	0	0	0	0	0
Leg. Dist. 21	4	0	1	3	0	0
Leg. Dist. 22	0	0	0	0	0	0
Leg. Dist. 23	7	3	1	3	0	0
Leg. Dist. 24	5	0	2	3	0	0
Leg. Dist. 25	2	1	0	1	0	0
Leg. Dist. 26	0	0	0	0	0	0
Leg. Dist. 27	5	1	1	3	0	0
Leg. Dist. 28	4	1	0	3	0	0
Leg. Dist. 29	2	1	0	1	0	0
CITY	29	7	5	17	0	0
Brighton	6	1	1	4	0	0
Chili	23	15	5	3	0	0
Clarkson	0	0	0	0	0	0
East Rochester	1	1	0	0	0	0
Gates	25	25	0	0	0	0
Greece	24	17	2	5	0	0
Hamlin	1	1	0	0	0	0
Henrietta	4	3	0	1	0	0
Irondequoit	10	6	1	3	0	0
Mendon	4	2	0	2	0	0
Ogden	6	6	0	0	0	0
Parma	4	3	0	1	0	0
Penfield	12	6	4	1	1	0
Perinton	7	4	2	1	0	0
Pittsford	6	4	1	1	0	0
Riga	0	0	0	0	0	0
Rush	0	0	0	0	0	0

COUNTY COURT JUDGE  
WORKING FAMILIES PRIMARY  
SUMMARY

LEGISLATIVE DISTRICT OR TOWN	TOTAL VOTES	SAM L. VALLERIANI  3E	MATTHEW D. NAFUS  4E	MELISSA BARRETT  5E	SCATTER	BLANK AND VOID
Sweden	4	3	0	1	0	0
Webster	16	7	5	1	1	2
Wheatland	0	0	0	0	0	0
TOWNS	153	104	21	24	2	2
GRAND TOTAL:	182	111	26	41	2	2





COUNTY COURT JUDGE  
WORKING FAMILIES PRIMARY  
DETAIL

LEGISLATIVE DISTRICT OR TOWN	ELECTION DISTRICT	TOTAL VOTES	SAM L. VALLERIANI	MATTHEW D. NAFUS	MELISSA BARRETT	SCATTER	BLANK AND VOID
			3E	4E	5E		
Leg. Dist. 23							
	12/22	1	0	0	1	0	0
	15/29	0	0	0	0	0	0
	16/18/19/27	1	1	0	0	0	0
	17	0	0	0	0	0	0
	21	1	1	0	0	0	0
	24	0	0	0	0	0	0
	25/26	2	1	1	0	0	0
Leg. Dist. 23		<u>7</u>	<u>3</u>	<u>1</u>	<u>3</u>	<u>0</u>	<u>0</u>
Leg. Dist. 24							
	1/13	1	0	0	1	0	0
	2/22	0	0	0	0	0	0
	3/6/23	0	0	0	0	0	0
	4/10	3	0	2	1	0	0
	5/24	0	0	0	0	0	0
	7/19	0	0	0	0	0	0
	8/9	0	0	0	0	0	0
	11/12	0	0	0	0	0	0
	14/20/21	1	0	0	1	0	0
	15	0	0	0	0	0	0
	16/18	0	0	0	0	0	0
	17	0	0	0	0	0	0
Leg. Dist. 24		<u>5</u>	<u>0</u>	<u>2</u>	<u>3</u>	<u>0</u>	<u>0</u>
Leg. Dist. 25							
	1	0	0	0	0	0	0
	2	0	0	0	0	0	0
	3	0	0	0	0	0	0





COUNTY COURT JUDGE  
WORKING FAMILIES PRIMARY  
DETAIL

LEGISLATIVE DISTRICT OR TOWN	ELECTION DISTRICT	TOTAL VOTES	SAM L. VALLERIANI  3E	MATTHEW D. NAFUS  4E	MELISSA BARRETT  5E	SCATTER	BLANK AND VOID
Leg. Dist. 26	10	0	0	0	0	0	0
	15/28-6	0	0	0	0	0	0
	16	0	0	0	0	0	0
Leg. Dist. 26		<u>0</u>	<u>0</u>	<u>0</u>	<u>0</u>	<u>0</u>	<u>0</u>
Leg. Dist. 27	1/11	0	0	0	0	0	0
	2	0	0	0	0	0	0
	3	0	0	0	0	0	0
	4	1	0	0	1	0	0
	5	0	0	0	0	0	0
	6/17	1	0	0	1	0	0
	7	0	0	0	0	0	0
	8	2	1	1	0	0	0
	9	0	0	0	0	0	0
	10	0	0	0	0	0	0
	12/16	0	0	0	0	0	0
	13	0	0	0	0	0	0
	14	0	0	0	0	0	0
	15	1	0	0	1	0	0
	18	0	0	0	0	0	0
	19	0	0	0	0	0	0
	20	0	0	0	0	0	0
	21	0	0	0	0	0	0
	23	0	0	0	0	0	0
	25/26	0	0	0	0	0	0
Leg. Dist. 27		<u>5</u>	<u>1</u>	<u>1</u>	<u>3</u>	<u>0</u>	<u>0</u>







COUNTY COURT JUDGE  
WORKING FAMILIES PRIMARY  
DETAIL

LEGISLATIVE DISTRICT OR TOWN	ELECTION DISTRICT	TOTAL VOTES	SAM L. VALLERIANI	MATTHEW D. NAFUS	MELISSA BARRETT	SCATTER	BLANK AND VOID
			3E	4E	5E		
Clarkson	6	0	0	0	0	0	0
Clarkson		0	0	0	0	0	0
East Rochester	1/4/5	1	1	0	0	0	0
	2/3/6/7	0	0	0	0	0	0
East Rochester		1	1	0	0	0	0
Gates	1/11/12/32	2	2	0	0	0	0
	2/4/20/25	1	1	0	0	0	0
	3/15/27/30	3	3	0	0	0	0
	5/23	0	0	0	0	0	0
	6/10/22	1	1	0	0	0	0
	7/18/26/34/35	5	5	0	0	0	0
	8/19/24/28	1	1	0	0	0	0
	9/33	0	0	0	0	0	0
	13/17/29	1	1	0	0	0	0
	14/16/21/31	11	11	0	0	0	0
Gates		25	25	0	0	0	0
Greece	1/74/82	0	0	0	0	0	0
	2/34/54	1	0	0	1	0	0
	3/52/73/85	1	0	1	0	0	0
	4/13/40/51/68	0	0	0	0	0	0
	5/8/9/20	0	0	0	0	0	0
	6/7/22/63	2	0	0	2	0	0
	10/11/25	0	0	0	0	0	0

COUNTY COURT JUDGE  
WORKING FAMILIES PRIMARY  
DETAIL

<u>LEGISLATIVE DISTRICT OR TOWN</u>	<u>ELECTION DISTRICT</u>	<u>TOTAL VOTES</u>	<u>SAM L. VALLERIANI 3E</u>	<u>MATTHEW D. NAFUS 4E</u>	<u>MELISSA BARRETT 5E</u>	<u>SCATTER</u>	<u>BLANK AND VOID</u>
Greece	12/46/49/55	0	0	0	0	0	0
	14/83	0	0	0	0	0	0
	15/71	0	0	0	0	0	0
	16/38/76	1	1	0	0	0	0
	17/39/93	1	1	0	0	0	0
	18/67/69/94	1	1	0	0	0	0
	19/23	2	1	0	1	0	0
	21/26/30/41/48/78	1	1	0	0	0	0
	24/27/108/109	4	4	0	0	0	0
	28/45/91	0	0	0	0	0	0
	29/66	0	0	0	0	0	0
	31/47/50/56	1	1	0	0	0	0
	32/59/61	1	1	0	0	0	0
	33/57	1	1	0	0	0	0
	35/84	0	0	0	0	0	0
	36/42/60/75/95	1	1	0	0	0	0
	37/81	0	0	0	0	0	0
	43/70/107	0	0	0	0	0	0
	44/89/99	1	1	0	0	0	0
	53/72/88/104/105	0	0	0	0	0	0
	58/90/102/103	1	0	0	1	0	0
	62/96/101	0	0	0	0	0	0
	64/80	0	0	0	0	0	0
	65	0	0	0	0	0	0
	77	0	0	0	0	0	0
	79/98/106	2	1	1	0	0	0
	86	0	0	0	0	0	0

COUNTY COURT JUDGE  
WORKING FAMILIES PRIMARY  
DETAIL

<u>LEGISLATIVE DISTRICT OR TOWN</u>	<u>ELECTION DISTRICT</u>	<u>TOTAL VOTES</u>	<u>SAM L. VALLERIANI 3E</u>	<u>MATTHEW D. NAFUS 4E</u>	<u>MELISSA BARRETT 5E</u>	<u>SCATTER</u>	<u>BLANK AND VOID</u>
Greece	87	1	1	0	0	0	0
	92/100	1	1	0	0	0	0
	97	0	0	0	0	0	0
		<u>24</u>	<u>17</u>	<u>2</u>	<u>5</u>	<u>0</u>	<u>0</u>
Greece							
Hamlin	1/6/8	0	0	0	0	0	0
	2/5	0	0	0	0	0	0
	3/7	0	0	0	0	0	0
	4	1	1	0	0	0	0
	9/10	0	0	0	0	0	0
		<u>1</u>	<u>1</u>	<u>0</u>	<u>0</u>	<u>0</u>	<u>0</u>
Hamlin							
Henrietta	1/12	0	0	0	0	0	0
	2/19	0	0	0	0	0	0
	3/30	1	0	0	1	0	0
	4/5	0	0	0	0	0	0
	6/8	0	0	0	0	0	0
	7/22	0	0	0	0	0	0
	9/14	0	0	0	0	0	0
	10/18	0	0	0	0	0	0
	11/23/34	0	0	0	0	0	0
	13	0	0	0	0	0	0
	15/16	0	0	0	0	0	0
	17/25	0	0	0	0	0	0
	20/35	1	1	0	0	0	0
	21/28	0	0	0	0	0	0





COUNTY COURT JUDGE  
WORKING FAMILIES PRIMARY  
DETAIL

LEGISLATIVE DISTRICT OR TOWN	ELECTION DISTRICT	TOTAL VOTES	SAM L. VALLERIANI	MATTHEW D. NAFUS	MELISSA BARRETT	SCATTER	BLANK AND VOID
			3E	4E	5E		
Irondequoit							
	41/43/61	2	1	0	1	0	0
	48/53/68	2	1	0	1	0	0
	57/65/67	0	0	0	0	0	0
		<u>10</u>	<u>6</u>	<u>1</u>	<u>3</u>	<u>0</u>	<u>0</u>
Irondequoit							
Mendon							
	1/2	0	0	0	0	0	0
	3	0	0	0	0	0	0
	4/8	3	2	0	1	0	0
	5/6	0	0	0	0	0	0
	7/9	1	0	0	1	0	0
		<u>4</u>	<u>2</u>	<u>0</u>	<u>2</u>	<u>0</u>	<u>0</u>
Mendon							
Ogden							
	1/9/19	0	0	0	0	0	0
	2/13	1	1	0	0	0	0
	3	0	0	0	0	0	0
	4/18	1	1	0	0	0	0
	5/12	3	3	0	0	0	0
	6/10	0	0	0	0	0	0
	7/16/20	0	0	0	0	0	0
	8	0	0	0	0	0	0
	11	0	0	0	0	0	0
	14/15/17	1	1	0	0	0	0
		<u>6</u>	<u>6</u>	<u>0</u>	<u>0</u>	<u>0</u>	<u>0</u>
Ogden							
Parma							
	1/11	0	0	0	0	0	0
	2/8/12	2	1	0	1	0	0





COUNTY COURT JUDGE  
WORKING FAMILIES PRIMARY  
DETAIL

<u>LEGISLATIVE DISTRICT OR TOWN</u>	<u>ELECTION DISTRICT</u>	<u>TOTAL VOTES</u>	SAM L. VALLERIANI  <u>3E</u>	MATTHEW D. NAFUS  <u>4E</u>	MELISSA BARRETT  <u>5E</u>	<u>SCATTER</u>	<u>BLANK AND VOID</u>
Pittsford	8	0	0	0	0	0	0
	10/31	1	1	0	0	0	0
	11/23	1	1	0	0	0	0
	12/21	0	0	0	0	0	0
	13/30	1	0	1	0	0	0
	14	0	0	0	0	0	0
	15	1	1	0	0	0	0
	17	0	0	0	0	0	0
	18/28	0	0	0	0	0	0
	19/29	0	0	0	0	0	0
	22	0	0	0	0	0	0
	24	0	0	0	0	0	0
	25	0	0	0	0	0	0
	26/27	1	1	0	0	0	0
	32	0	0	0	0	0	0
	33	0	0	0	0	0	0
	34	0	0	0	0	0	0
		<u>6</u>	<u>4</u>	<u>1</u>	<u>1</u>	<u>0</u>	<u>0</u>
Pittsford							
Riga	1/2/3/6	0	0	0	0	0	0
	4/5	0	0	0	0	0	0
		<u>0</u>	<u>0</u>	<u>0</u>	<u>0</u>	<u>0</u>	<u>0</u>
Riga							
Rush	1/2	0	0	0	0	0	0
	3/4	0	0	0	0	0	0
		<u>0</u>	<u>0</u>	<u>0</u>	<u>0</u>	<u>0</u>	<u>0</u>
Rush							

COUNTY COURT JUDGE  
WORKING FAMILIES PRIMARY  
DETAIL

<u>LEGISLATIVE DISTRICT OR TOWN</u>	<u>ELECTION DISTRICT</u>	<u>TOTAL VOTES</u>	<u>SAM L. VALLERIANI 3E</u>	<u>MATTHEW D. NAFUS 4E</u>	<u>MELISSA BARRETT 5E</u>	<u>SCATTER</u>	<u>BLANK AND VOID</u>
Sweden	1/5/6	1	1	0	0	0	0
	2/3/4/9/11	2	1	0	1	0	0
	7/8/10/12	1	1	0	0	0	0
Sweden		<u>4</u>	<u>3</u>	<u>0</u>	<u>1</u>	<u>0</u>	<u>0</u>
Webster	1/2	2	1	0	1	0	0
	3/36	1	1	0	0	0	0
	4/14	3	2	1	0	0	0
	5/29	1	1	0	0	0	0
	6/43	1	0	0	0	0	1
	7/22	0	0	0	0	0	0
	8/18	0	0	0	0	0	0
	9/34	0	0	0	0	0	0
	10	0	0	0	0	0	0
	11	0	1	0	0	0	-1
	12	0	0	0	0	0	0
	13	0	0	0	0	0	0
	15/39	1	0	0	0	0	1
	16	2	1	0	0	1	0
	17/28	0	0	0	0	0	0
	19	0	0	0	0	0	0
	20/42	0	0	0	0	0	0
	21/35	0	0	0	0	0	0
	23/33	1	0	1	0	0	0
	24	3	0	2	0	0	1
	25/38	0	0	0	0	0	0

COUNTY COURT JUDGE  
WORKING FAMILIES PRIMARY  
DETAIL

LEGISLATIVE DISTRICT OR TOWN	ELECTION DISTRICT	TOTAL VOTES	SAM L. VALLERIANI  3E	MATTHEW D. NAFUS  4E	MELISSA BARRETT  5E	SCATTER	BLANK AND VOID
Webster	26	0	0	0	0	0	0
	27	0	0	0	0	0	0
	30	0	0	0	0	0	0
	31	0	0	0	0	0	0
	32	0	0	0	0	0	0
	37	0	0	0	0	0	0
	40	1	0	1	0	0	0
	41	0	0	0	0	0	0
Webster		<u>16</u>	<u>7</u>	<u>5</u>	<u>1</u>	<u>1</u>	<u>2</u>
Wheatland	1/3	0	0	0	0	0	0
	2	0	0	0	0	0	0
	4/5	0	0	0	0	0	0
Wheatland		<u>0</u>	<u>0</u>	<u>0</u>	<u>0</u>	<u>0</u>	<u>0</u>
TOWNS		<u>153</u>	<u>104</u>	<u>21</u>	<u>24</u>	<u>2</u>	<u>2</u>
GRAND TOTAL:		<u><u>182</u></u>	<u><u>111</u></u>	<u><u>26</u></u>	<u><u>41</u></u>	<u><u>2</u></u>	<u><u>2</u></u>

TOWN OF PITTSFORD  
TOWN JUSTICE  
WORKING FAMILIES PRIMARY

LEGISLATIVE DISTRICT OR TOWN	ELECTION DISTRICT	TOTAL VOTES	ROBERT M. SHADDOCK  6E	JOHN J. FERLICCA  7E	SCATTER	BLANK AND VOID
Pittsford	1/2	0	0	0	0	0
	3	1	1	0	0	0
	4	0	0	0	0	0
	5/20	0	0	0	0	0
	6/9	0	0	0	0	0
	7/16	0	0	0	0	0
	8	0	0	0	0	0
	10/31	1	1	0	0	0
	11/23	1	0	1	0	0
	12/21	0	0	0	0	0
	13/30	1	0	1	0	0
	14	0	0	0	0	0
	15	1	0	1	0	0
	17	0	0	0	0	0
	18/28	0	0	0	0	0
	19/29	0	0	0	0	0
	22	0	0	0	0	0
	24	0	0	0	0	0
	25	0	0	0	0	0
	26/27	1	0	1	0	0
	32	0	0	0	0	0
	33	0	0	0	0	0
	34	0	0	0	0	0
GRAND TOTAL:		<u>6</u>	<u>2</u>	<u>4</u>	<u>0</u>	<u>0</u>



TOWN OF PITTSFORD  
TOWN JUSTICE  
INDEPENDENCE PRIMARY

LEGISLATIVE DISTRICT OR TOWN	ELECTION DISTRICT	TOTAL VOTES	JOHN J. FERLICCA	ROBERT M. SHADDOCK	SCATTER	BLANK AND VOID
			1F	2F		
Pittsford						
	1/2	4	1	3	0	0
	3	7	5	2	0	0
	4	7	4	3	0	0
	5/20	3	1	2	0	0
	6/9	3	0	3	0	0
	7/16	6	5	1	0	0
	8	2	0	2	0	0
	10/31	1	0	1	0	0
	11/23	3	2	1	0	0
	12/21	2	0	2	0	0
	13/30	1	0	1	0	0
	14	1	0	1	0	0
	15	0	0	0	0	0
	17	3	3	0	0	0
	18/28	2	2	0	0	0
	19/29	3	1	2	0	0
	22	0	0	0	0	0
	24	2	0	2	0	0
	25	0	0	0	0	0
	26/27	4	2	2	0	0
	32	2	1	1	0	0
	33	1	0	1	0	0
	34	0	0	0	0	0
GRAND TOTAL:		<u>57</u>	<u>27</u>	<u>30</u>	<u>0</u>	<u>0</u>

STATE SENATOR  
54TH DISTRICT  
REFORM PRIMARY

<u>LEGISLATIVE DISTRICT OR TOWN</u>	<u>ELECTION DISTRICT</u>	<u>TOTAL VOTES</u>	PAMELA A. HELMING <u>1H</u>	<u>SCATTER</u>	<u>BLANK AND VOID</u>
Webster					
	1/2	0	0	0	0
	3/36	0	0	0	0
	4/14	1	1	0	0
	5/29	0	0	0	0
	6/43	0	0	0	0
	7/22	0	0	0	0
	8/18	0	0	0	0
	9/34	0	0	0	0
	10	0	0	0	0
	11	0	0	0	0
	12	0	0	0	0
	13	0	0	0	0
	15/39	0	0	0	0
	16	0	0	0	0
	17/28	0	0	0	0
	19	0	0	0	0
	20/42	0	0	0	0
	21/35	0	0	0	0
	23/33	0	0	0	0
	24	0	0	0	0
	25/38	0	0	0	0
	26	0	0	0	0
	27	0	0	0	0
	30	0	0	0	0
	31	0	0	0	0
	32	0	0	0	0
	37	0	0	0	0
	40	0	0	0	0
	41	1	0	0	1
GRAND TOTAL:		<u>2</u>	<u>1</u>	<u>0</u>	<u>1</u>

STATE SENATOR  
61ST DISTRICT  
REFORM PRIMARY  
SUMMARY

LEGISLATIVE DISTRICT OR TOWN	TOTAL VOTES	MICHAEL H. RANZENHOFER  1H	SCATTER	BLANK AND VOID
Leg. Dist. 24	0	0	0	0
Leg. Dist. 25	0	0	0	0
Leg. Dist. 27	0	0	0	0
CITY	0	0	0	0
Chili	2	2	0	0
Riga	0	0	0	0
TOWNS	2	2	0	0
GRAND TOTAL:	2	2	0	0

STATE SENATOR  
61ST DISTRICT  
REFORM PRIMARY  
DETAIL

LEGISLATIVE DISTRICT OR TOWN	ELECTION DISTRICT	TOTAL VOTES	MICHAEL H. RANZENHOFER		BLANK AND VOID
			1H	SCATTER	
Leg. Dist. 24					
	3/6/23	0	0	0	0
	5/24	0	0	0	0
	7/19	0	0	0	0
	8/9	0	0	0	0
	11/12	0	0	0	0
	17	0	0	0	0
		<u>0</u>	<u>0</u>	<u>0</u>	<u>0</u>
Leg. Dist. 24		0	0	0	0
Leg. Dist. 25					
	2	0	0	0	0
	3	0	0	0	0
	4/6/14/24	0	0	0	0
	7	0	0	0	0
	8	0	0	0	0
	11	0	0	0	0
	13	0	0	0	0
	29/30	0	0	0	0
		<u>0</u>	<u>0</u>	<u>0</u>	<u>0</u>
Leg. Dist. 25		0	0	0	0
Leg. Dist. 27					
	1/11	0	0	0	0
	2	0	0	0	0
	3	0	0	0	0
	4	0	0	0	0
	5	0	0	0	0
	6/17	0	0	0	0
	7	0	0	0	0
	9	0	0	0	0
	10	0	0	0	0
	12/16	0	0	0	0
	13	0	0	0	0
	14	0	0	0	0
	15	0	0	0	0
	19	0	0	0	0
	21	0	0	0	0
	23	0	0	0	0
		<u>0</u>	<u>0</u>	<u>0</u>	<u>0</u>
Leg. Dist. 27		0	0	0	0
CITY		0	0	0	0
Chili					
	1/19/27	0	0	0	0
	2	0	0	0	0
	3	0	0	0	0
	4/18/32	1	1	0	0

STATE SENATOR  
61ST DISTRICT  
REFORM PRIMARY  
DETAIL

LEGISLATIVE DISTRICT OR TOWN	ELECTION DISTRICT	TOTAL VOTES	MICHAEL H. RANZENHOFER		BLANK AND VOID
			1H	SCATTER	
Chili					
	5/6/23	0	0	0	0
	7/15	0	0	0	0
	8/10	0	0	0	0
	9/11	0	0	0	0
	12/31	0	0	0	0
	13/21	0	0	0	0
	14/24	1	1	0	0
	16	0	0	0	0
	17	0	0	0	0
	20/25/28	0	0	0	0
	22/29	0	0	0	0
	26/30	0	0	0	0
Chili		<u>2</u>	<u>2</u>	<u>0</u>	<u>0</u>
Riga					
	1/2/3/6	0	0	0	0
	4/5	0	0	0	0
Riga		<u>0</u>	<u>0</u>	<u>0</u>	<u>0</u>
TOWNS		<u>2</u>	<u>2</u>	<u>0</u>	<u>0</u>
GRAND TOTAL:		<u><u>2</u></u>	<u><u>2</u></u>	<u><u>0</u></u>	<u><u>0</u></u>

PRESIDENT AND VICE PRESIDENT OF THE UNITED STATES  
SUMMARY

LEGISLATIVE DISTRICT OR TOWN	TOTAL VOTES	HILLARY CLINTON AND TIM KAINE	DONALD J. TRUMP AND MICHAEL R. PENGE	DONALD J. TRUMP AND MICHAEL R. PENGE	JILL STEIN AND AJAMU BARAKA	HILLARY CLINTON AND TIM KAINE	GARY JOHNSON AND BILL WELD	HILLARY CLINTON AND TIM KAINE	GARY JOHNSON AND BILL WELD	SCATTER	BLANK AND VOID
		DEM	REP	CON	GRE	WOR	IND	WEP	LBT		
Leg. Dist. 07	911	449	326	47	13	17	23	2	12	8	14
Leg. Dist. 16	8	7	1	0	0	0	0	0	0	0	0
Leg. Dist. 21	9,006	6,669	1,095	204	229	255	154	126	114	102	58
Leg. Dist. 22	6,717	5,985	333	59	62	92	50	46	17	23	50
Leg. Dist. 23	10,307	6,866	1,613	261	331	395	265	128	216	157	75
Leg. Dist. 24	6,310	4,298	842	129	234	326	140	104	122	72	43
Leg. Dist. 25	7,623	6,360	486	74	170	193	93	74	51	58	64
Leg. Dist. 26	5,821	3,336	1,628	287	110	111	123	50	64	73	39
Leg. Dist. 27	9,801	8,161	811	141	125	214	96	70	59	64	60
Leg. Dist. 28	6,126	4,646	896	126	85	116	101	47	32	38	39
Leg. Dist. 29	7,677	6,070	970	153	90	103	83	61	25	52	70
CITY	70,307	52,847	9,001	1,481	1,449	1,822	1,128	708	712	647	512
Brighton	19,011	12,275	3,800	609	341	557	399	252	285	307	186
Chili	15,179	6,113	6,350	1,149	200	251	448	108	206	210	144
Clarkson	3,335	1,002	1,665	332	47	41	109	19	46	50	24
East Rochester	2,818	1,335	968	163	57	52	108	22	45	32	36
Gates	13,669	6,109	5,535	837	183	222	320	59	147	131	126
Greece	47,914	19,147	21,105	3,572	581	713	1,167	260	501	448	420
Hamlin	4,219	1,142	2,258	427	50	64	132	28	60	28	30
Henrietta	18,585	9,237	6,308	1,085	291	329	515	160	299	221	140
Irondequoit	27,325	13,971	9,011	1,500	455	543	690	237	332	295	291
Mendon	5,491	2,367	2,038	412	81	119	171	57	110	75	61
Ogden	10,619	3,585	5,094	953	119	129	323	73	133	128	82

PRESIDENT AND VICE PRESIDENT OF THE UNITED STATES  
SUMMARY

LEGISLATIVE DISTRICT OR TOWN	TOTAL VOTES	HILLARY CLINTON AND TIM KAINE	DONALD J. TRUMP AND MICHAEL R. PENGE	DONALD J. TRUMP AND MICHAEL R. PENGE	JILL STEIN AND AJAMU BARAKA	HILLARY CLINTON AND TIM KAINE	GARY JOHNSON AND BILL WELD	HILLARY CLINTON AND TIM KAINE	GARY JOHNSON AND BILL WELD	SCATTER	BLANK AND VOID
		DEM	REP	CON	GRE	WOR	IND	WEP	LBT		
Parma	8,311	2,367	4,378	850	86	106	251	38	107	65	63
Penfield	21,714	9,972	8,068	1,320	273	399	630	169	337	326	220
Perinton	28,170	13,606	9,839	1,641	373	438	798	262	479	410	324
Pittsford	16,775	9,186	5,096	771	215	251	414	142	250	280	170
Riga	3,227	962	1,672	312	36	32	84	16	47	42	24
Rush	2,195	821	930	185	37	35	64	15	39	37	32
Sweden	5,156	2,007	2,049	518	97	96	172	40	85	54	38
Webster	24,387	10,144	10,239	1,744	278	337	638	171	310	295	231
Wheatland	2,561	947	1,072	245	40	52	79	26	35	41	24
TOWNS	280,661	126,295	107,475	18,625	3,840	4,766	7,512	2,154	3,853	3,475	2,666
GRAND TOTAL:	350,968	179,142	116,476	20,106	5,289	6,588	8,640	2,862	4,565	4,122	3,178

PRESIDENT AND VICE PRESIDENT OF THE UNITED STATES  
DETAIL

LEGISLATIVE DISTRICT OR TOWN	ELECTION DISTRICT	TOTAL VOTES	HILLARY CLINTON AND TIM KAINE	DONALD J. TRUMP AND MICHAEL R. PENGE	DONALD J. TRUMP AND MICHAEL R. PENGE	JILL STEIN AND AJAMU BARAKA	HILLARY CLINTON AND TIM KAINE	GARY JOHNSON AND BILL WELD	HILLARY CLINTON AND TIM KAINE	GARY JOHNSON AND BILL WELD	SCATTER	BLANK AND VOID
			DEM	REP	CON	GRE	WOR	IND	WEP	LBT		
Leg. Dist. 07	1	543	241	226	24	10	10	15	0	8	3	6
	2	368	208	100	23	3	7	8	2	4	5	8
Leg. Dist. 07		911	449	326	47	13	17	23	2	12	8	14
Leg. Dist. 16	1	8	7	1	0	0	0	0	0	0	0	0
Leg. Dist. 16		8	7	1	0	0	0	0	0	0	0	0
Leg. Dist. 21	1	373	216	64	9	16	30	11	7	13	7	0
	2	317	201	50	13	13	14	10	6	5	4	1
	3	220	158	34	12	1	3	8	2	1	0	1
	4	216	179	19	2	2	4	2	2	0	4	2
	5	225	151	24	7	13	13	4	5	5	1	2
	6	451	334	47	1	19	8	8	15	4	9	6
	7	558	382	98	14	10	15	9	6	9	12	3
	8	183	135	21	3	2	7	3	4	2	2	4
	9	411	264	66	10	19	19	5	12	7	8	1
	10	479	348	69	15	10	7	7	8	4	9	2
	11	351	303	36	3	2	5	1	0	0	1	0
	12	734	487	124	23	18	21	20	10	18	7	6
	13	253	173	17	4	17	21	3	7	7	4	0
	14	178	123	23	3	7	9	2	4	6	0	1
	15	496	390	55	16	9	8	6	2	4	3	3
	16	176	135	30	7	0	1	1	0	0	1	1
	17	381	287	36	5	15	11	9	4	4	1	9
	18	321	275	22	5	7	4	4	2	1	0	1
	19	209	176	16	2	1	6	1	3	0	4	0



PRESIDENT AND VICE PRESIDENT OF THE UNITED STATES  
DETAIL

LEGISLATIVE DISTRICT OR TOWN	ELECTION DISTRICT	TOTAL VOTES	HILLARY CLINTON AND TIM KAINE	DONALD J. TRUMP AND MICHAEL R. PENCE	DONALD J. TRUMP AND MICHAEL R. PENCE	JILL STEIN AND AJAMU BARAKA	HILLARY CLINTON AND TIM KAINE	GARY JOHNSON AND BILL WELD	HILLARY CLINTON AND TIM KAINE	GARY JOHNSON AND BILL WELD	SCATTER	BLANK AND VOID
			DEM	REP	CON	GRE	WOR	IND	WEP	LBT		
Leg. Dist. 21												
	20	209	149	27	7	8	6	6	3	1	2	0
	21	297	246	22	8	3	4	2	5	3	3	1
	22	408	352	29	3	5	4	5	4	3	0	3
	23	361	289	33	8	5	8	4	5	4	3	2
	24	501	310	93	18	17	15	17	5	10	12	4
	25	328	300	11	3	2	4	3	2	1	2	0
	26	119	85	18	2	2	5	0	2	2	1	2
	27	251	221	11	1	6	3	3	1	0	2	3
Leg. Dist. 21		9,006	6,669	1,095	204	229	255	154	126	114	102	58
Leg. Dist. 22												
	1	460	409	26	4	3	7	5	2	3	1	0
	2	183	173	3	1	1	1	3	0	0	0	1
	3	305	272	14	4	3	3	2	2	2	1	2
	4	193	181	6	0	0	2	0	0	0	2	2
	5	237	222	5	1	3	1	3	0	0	0	2
	6	251	234	8	0	1	3	1	1	0	1	2
	7	191	177	3	1	0	5	0	3	0	2	0
	8	292	255	18	3	1	7	1	4	0	2	1
	9	225	197	15	0	6	2	2	1	1	1	0
	10	213	200	5	1	2	1	1	1	1	0	1
	11	326	280	14	3	5	9	5	1	1	4	4
	12	208	195	8	0	0	2	1	1	0	0	1
	13	114	106	3	0	0	2	1	1	0	1	0
	14	257	230	18	2	1	2	0	0	2	0	2
	15	347	318	10	6	2	2	0	2	0	1	6
	16	132	123	3	3	0	1	0	1	0	0	1

PRESIDENT AND VICE PRESIDENT OF THE UNITED STATES  
DETAIL

LEGISLATIVE DISTRICT OR TOWN	ELECTION DISTRICT	TOTAL VOTES	HILLARY CLINTON AND TIM KAINE	DONALD J. TRUMP AND MICHAEL R. PENCE	DONALD J. TRUMP AND MICHAEL R. PENCE	JILL STEIN AND AJAMU BARAKA	HILLARY CLINTON AND TIM KAINE	GARY JOHNSON AND BILL WELD	HILLARY CLINTON AND TIM KAINE	GARY JOHNSON AND BILL WELD	SCATTER	BLANK AND VOID
			DEM	REP	CON	GRE	WOR	IND	WEP	LBT		
Leg. Dist. 22	17	133	122	5	2	0	2	1	1	0	0	0
	18	184	167	10	0	2	1	0	1	1	1	1
	19	196	175	10	2	1	1	2	0	0	0	5
	20	314	288	13	0	2	4	1	1	0	1	4
	21	178	162	10	0	1	0	1	1	0	0	3
	22	357	327	16	1	2	5	2	2	1	1	0
	23	188	172	8	1	0	2	0	2	0	1	2
	24	115	98	9	3	0	1	1	3	0	0	0
	25	517	396	54	15	10	16	9	8	2	1	6
	26/25-19	290	224	32	3	10	6	6	1	3	2	3
	27	311	282	7	3	6	4	2	6	0	0	1
Leg. Dist. 22		6,717	5,985	333	59	62	92	50	46	17	23	50
Leg. Dist. 23	1	198	138	33	2	2	7	4	3	4	4	1
	2	380	248	45	7	32	11	12	5	12	7	1
	3	284	177	46	5	17	12	5	4	11	5	2
	4	522	360	84	16	13	13	15	3	6	7	5
	5	266	183	33	2	16	8	7	2	8	6	1
	6	224	154	30	5	5	7	8	4	8	2	1
	7	430	282	52	6	19	29	12	2	17	11	0
	8	391	261	49	11	11	27	10	6	7	8	1
	9	261	194	32	6	3	7	4	7	4	3	1
	10	315	208	51	6	9	14	5	3	12	5	2
	11	359	251	46	3	11	27	5	2	6	6	2
	12	424	288	74	11	11	16	5	7	4	6	2
	13	337	237	55	7	2	9	8	2	7	7	3

PRESIDENT AND VICE PRESIDENT OF THE UNITED STATES  
DETAIL

LEGISLATIVE DISTRICT OR TOWN	ELECTION DISTRICT	TOTAL VOTES	HILLARY CLINTON AND TIM KAINE DEM	DONALD J. TRUMP AND MICHAEL R. PENGE REP	DONALD J. TRUMP AND MICHAEL R. PENGE CON	JILL STEIN AND AJAMU BARAKA GRE	HILLARY CLINTON AND TIM KAINE WOR	GARY JOHNSON AND BILL WELD IND	HILLARY CLINTON AND TIM KAINE WEP	GARY JOHNSON AND BILL WELD LBT	SCATTER	BLANK AND VOID
Leg. Dist. 23												
	14	371	260	42	6	20	12	11	6	4	7	3
	15	268	181	38	5	8	10	8	7	5	6	0
	16	182	124	34	5	2	3	7	2	2	2	1
	17	498	327	74	16	20	26	8	5	9	7	6
	18	691	419	140	33	20	35	17	12	8	4	3
	19	402	233	98	13	9	11	11	4	8	12	3
	20	431	295	47	10	16	25	17	6	11	3	1
	21	323	219	58	7	10	8	4	5	4	5	3
	22	314	221	55	4	5	10	6	1	5	4	3
	23	233	166	24	3	10	9	11	4	4	2	0
	24	359	219	82	10	6	5	13	4	8	4	8
	25	494	319	97	14	6	12	10	8	10	12	6
	26	580	393	87	24	13	14	16	4	12	7	10
	27	272	169	45	13	9	11	14	1	4	3	3
	28	419	294	45	11	24	14	8	7	14	1	1
	29	79	46	17	0	2	3	4	2	2	1	2
Leg. Dist. 23		10,307	6,866	1,613	261	331	395	265	128	216	157	75
Leg. Dist. 24												
	1	423	300	43	8	11	37	6	11	2	4	1
	2/22	332	238	32	3	15	22	9	7	3	2	1
	3/23	321	227	32	5	9	26	4	6	9	3	0
	4	469	318	55	4	17	25	15	9	15	8	3
	5/24	434	302	70	15	8	9	8	5	6	5	6
	6	291	209	30	6	13	12	6	5	8	2	0
	7/19	332	230	47	7	10	10	9	4	10	2	3
	8	317	206	47	12	13	12	5	2	9	6	5

PRESIDENT AND VICE PRESIDENT OF THE UNITED STATES  
DETAIL

LEGISLATIVE DISTRICT OR TOWN	ELECTION DISTRICT	TOTAL VOTES	HILLARY CLINTON AND TIM KAINE	DONALD J. TRUMP AND MICHAEL R. PENGE	DONALD J. TRUMP AND MICHAEL R. PENGE	JILL STEIN AND AJAMU BARAKA	HILLARY CLINTON AND TIM KAINE	GARY JOHNSON AND BILL WELD	HILLARY CLINTON AND TIM KAINE	GARY JOHNSON AND BILL WELD	SCATTER	BLANK AND VOID
			DEM	REP	CON	GRE	WOR	IND	WEP	LBT		
Leg. Dist. 24	9	252	155	50	11	7	6	7	4	5	5	2
	10	468	326	38	6	17	42	11	9	10	8	1
	11/12	282	212	47	5	3	1	4	4	4	2	0
	13	409	290	38	7	18	25	10	9	8	2	2
	14/21	534	339	64	10	33	38	14	9	17	6	4
	15	440	284	82	9	20	19	8	5	3	3	7
	16	377	240	61	8	19	20	10	4	4	8	3
	17	139	96	36	0	1	0	3	0	1	1	1
	18	411	269	62	12	19	16	9	11	6	5	2
	20	79	57	8	1	1	6	2	0	2	0	2
Leg. Dist. 24		6,310	4,298	842	129	234	326	140	104	122	72	43
Leg. Dist. 25	1	436	334	52	5	11	8	11	3	5	4	3
	2	361	319	10	0	10	8	2	5	4	2	1
	3	410	370	22	4	1	5	2	5	1	0	0
	4/24	205	173	15	1	1	5	4	0	0	2	4
	5	350	319	12	2	3	6	1	2	1	2	2
	6	273	187	24	10	13	21	5	4	5	3	1
	7	437	412	4	1	3	2	3	3	1	0	8
	8	361	337	8	2	6	0	1	3	0	3	1
	9	178	170	1	0	3	2	1	1	0	0	0
	10	376	324	20	2	5	12	5	1	5	1	1
	11	185	170	5	0	2	1	1	3	0	1	2
	12/28	373	247	28	7	22	34	10	10	9	5	1
	13	330	296	4	3	8	10	1	1	1	2	4
	14	184	127	12	5	12	14	8	3	2	0	1

PRESIDENT AND VICE PRESIDENT OF THE UNITED STATES  
DETAIL

LEGISLATIVE DISTRICT OR TOWN	ELECTION DISTRICT	TOTAL VOTES	HILLARY CLINTON AND TIM KAINE DEM	DONALD J. TRUMP AND MICHAEL R. PENGE REP	DONALD J. TRUMP AND MICHAEL R. PENGE CON	JILL STEIN AND AJAMU BARAKA GRE	HILLARY CLINTON AND TIM KAINE WOR	GARY JOHNSON AND BILL WELD IND	HILLARY CLINTON AND TIM KAINE WEP	GARY JOHNSON AND BILL WELD LBT	SCATTER	BLANK AND VOID
Leg. Dist. 25												
	15	272	259	7	1	1	2	2	0	0	0	0
	16	314	266	30	2	1	1	2	4	3	1	4
	17	262	237	6	1	1	7	2	3	0	1	4
	18	423	360	31	3	7	5	2	2	1	6	6
	20	121	79	25	5	1	4	4	0	0	3	0
	21/28-19	265	225	22	4	1	4	3	1	1	1	3
	22	248	190	22	4	10	4	4	3	2	7	2
	23	211	183	13	0	4	4	5	0	0	2	0
	25	562	434	64	9	13	10	9	7	4	5	7
	26/27	185	129	19	0	10	10	2	5	1	2	7
	29/30	301	213	30	3	21	14	3	5	5	5	2
Leg. Dist. 25		7,623	6,360	486	74	170	193	93	74	51	58	64
Leg. Dist. 26												
	1	583	296	193	25	10	17	16	6	7	11	2
	2	256	133	83	18	5	6	4	2	0	3	2
	3	175	99	53	5	0	4	5	0	2	5	2
	4	313	153	114	18	6	6	8	1	1	5	1
	5	329	212	74	11	10	5	9	2	5	1	0
	6	291	209	49	10	5	4	5	1	2	3	3
	7	381	255	85	10	5	7	7	1	3	5	3
	8	354	253	63	17	6	1	7	0	3	3	1
	9	382	257	68	14	9	11	2	5	7	6	3
	10	395	264	75	17	6	9	11	6	1	3	3
	11	318	168	105	13	8	5	5	1	7	5	1
	12	342	146	138	21	7	4	12	5	3	4	2
	13	365	167	137	25	3	12	6	2	4	2	7

PRESIDENT AND VICE PRESIDENT OF THE UNITED STATES  
DETAIL

LEGISLATIVE DISTRICT OR TOWN	ELECTION DISTRICT	TOTAL VOTES	HILLARY CLINTON AND TIM KAINE	DONALD J. TRUMP AND MICHAEL R. PENCE	DONALD J. TRUMP AND MICHAEL R. PENCE	JILL STEIN AND AJAMU BARAKA	HILLARY CLINTON AND TIM KAINE	GARY JOHNSON AND BILL WELD	HILLARY CLINTON AND TIM KAINE	GARY JOHNSON AND BILL WELD	SCATTER	BLANK AND VOID
			DEM	REP	CON	GRE	WOR	IND	WEP	LBT		
Leg. Dist. 26												
	14	383	200	108	33	5	8	8	5	8	4	4
	15	345	239	63	12	9	5	4	3	3	5	2
	16	324	145	122	22	10	1	8	4	6	4	2
	17	285	140	98	16	6	6	6	6	2	4	1
Leg. Dist. 26		5,821	3,336	1,628	287	110	111	123	50	64	73	39
Leg. Dist. 27												
	1	421	333	41	12	6	10	5	5	4	2	3
	2	433	365	36	11	0	12	2	2	2	2	1
	3	359	275	41	12	4	8	5	3	5	3	3
	4	439	363	32	6	5	14	7	4	1	6	1
	5	449	385	22	4	6	21	3	3	0	3	2
	6	426	380	23	4	4	6	1	2	1	2	3
	7	404	317	39	4	10	12	9	3	4	0	6
	8	682	616	29	2	4	11	3	4	2	6	5
	9	430	373	21	3	5	16	2	6	2	2	0
	10	396	297	50	9	12	9	3	1	6	6	3
	11	486	408	36	7	5	11	6	7	4	2	0
	12	375	307	29	9	6	10	3	3	5	2	1
	13	436	396	19	2	5	5	3	4	0	0	2
	14	324	285	17	1	2	9	0	1	1	2	6
	15	390	360	8	6	2	7	1	1	0	2	3
	16	409	355	17	2	9	6	7	2	6	5	0
	17	494	408	46	3	8	10	4	1	2	6	6
	18	442	307	99	7	6	2	10	3	1	1	6
	19	449	401	17	5	4	11	3	4	1	3	0
	20	291	267	9	1	3	3	2	2	1	2	1

PRESIDENT AND VICE PRESIDENT OF THE UNITED STATES  
DETAIL

LEGISLATIVE DISTRICT OR TOWN	ELECTION DISTRICT	TOTAL VOTES	HILLARY CLINTON AND TIM KAINE DEM	DONALD J. TRUMP AND MICHAEL R. PENGE REP	DONALD J. TRUMP AND MICHAEL R. PENGE CON	JILL STEIN AND AJAMU BARAKA GRE	HILLARY CLINTON AND TIM KAINE WOR	GARY JOHNSON AND BILL WELD IND	HILLARY CLINTON AND TIM KAINE WEP	GARY JOHNSON AND BILL WELD LBT	SCATTER	BLANK AND VOID
Leg. Dist. 27												
	21	216	187	10	5	7	2	1	1	1	1	1
	22	349	244	70	9	3	5	4	1	6	3	4
	23	275	255	4	2	3	5	2	4	0	0	0
	25	182	112	42	10	3	4	3	0	2	3	3
	26	244	165	54	5	3	5	7	3	2	0	0
		9,801	8,161	811	141	125	214	96	70	59	64	60
Leg. Dist. 27												
Leg. Dist. 28												
	1	355	276	41	6	9	7	4	4	1	5	2
	2	235	172	38	7	3	3	7	0	0	2	3
	3	234	199	23	1	4	1	3	0	1	1	1
	4	221	158	42	4	1	4	6	2	0	1	3
	5	206	140	42	6	2	4	3	2	2	4	1
	6	447	321	82	10	9	10	6	3	4	1	1
	7	560	408	106	9	9	6	10	5	5	1	1
	8	312	266	27	4	1	3	3	2	1	1	4
	9	353	238	71	12	8	6	9	3	0	3	3
	10	145	116	19	3	0	2	2	1	0	0	2
	11	289	234	38	3	0	6	1	4	1	0	2
	12	203	160	21	4	4	8	3	0	1	1	1
	13	345	262	50	6	3	4	10	3	4	2	1
	14	348	279	34	11	3	6	8	1	2	2	2
	15	151	126	19	1	0	3	1	0	0	1	0
	16	289	206	50	5	7	9	4	2	0	1	5
	17	57	42	10	3	0	1	0	1	0	0	0
	18	314	239	41	6	3	7	7	2	2	6	1
	20	454	320	78	10	9	9	9	6	4	5	4

PRESIDENT AND VICE PRESIDENT OF THE UNITED STATES  
DETAIL

LEGISLATIVE DISTRICT OR TOWN	ELECTION DISTRICT	TOTAL VOTES	HILLARY CLINTON AND TIM KAINE	DONALD J. TRUMP AND MICHAEL R. PENCE	DONALD J. TRUMP AND MICHAEL R. PENCE	JILL STEIN AND AJAMU BARAKA	HILLARY CLINTON AND TIM KAINE	GARY JOHNSON AND BILL WELD	HILLARY CLINTON AND TIM KAINE	GARY JOHNSON AND BILL WELD	SCATTER	BLANK AND VOID
			DEM	REP	CON	GRE	WOR	IND	WEP	LBT		
Leg. Dist. 28	21	406	311	46	12	9	13	3	5	4	1	2
	22	202	173	18	3	1	4	2	1	0	0	0
Leg. Dist. 28		6,126	4,646	896	126	85	116	101	47	32	38	39
Leg. Dist. 29	1	53	46	4	0	0	2	0	1	0	0	0
	2	154	134	11	2	2	1	0	2	0	1	1
	3	18	17	1	0	0	0	0	0	0	0	0
	4	379	264	74	12	8	6	7	3	1	3	1
	5	398	316	55	7	2	5	2	3	1	4	3
	6	253	197	43	2	2	4	1	3	0	1	0
	7	244	149	60	10	2	7	3	2	3	4	4
	8	104	85	10	1	3	1	2	1	0	1	0
	9	557	426	90	11	5	3	7	2	2	6	5
	10	496	427	40	9	3	3	4	2	0	2	6
	11	335	229	67	8	9	6	4	6	3	1	2
	12	431	352	41	9	9	1	6	5	1	3	4
	13	277	255	7	1	2	4	3	2	0	0	3
	14	132	98	14	2	3	7	5	2	0	0	1
	15	389	336	27	6	4	3	4	1	1	1	6
	16	145	134	5	1	0	0	0	0	1	0	4
	17	234	155	55	11	0	2	2	2	4	2	1
	18	318	203	63	13	7	11	8	3	1	9	0
	19	223	182	21	3	2	5	4	0	0	3	3
	20	518	438	39	6	7	7	6	8	3	0	4
	21	396	293	60	9	7	6	7	4	2	5	3
	22	170	155	12	0	1	0	0	1	0	0	1



PRESIDENT AND VICE PRESIDENT OF THE UNITED STATES  
DETAIL

LEGISLATIVE DISTRICT OR TOWN	ELECTION DISTRICT	TOTAL VOTES	HILLARY CLINTON AND TIM KAINE	DONALD J. TRUMP AND MICHAEL R. PENCE	DONALD J. TRUMP AND MICHAEL R. PENCE	JILL STEIN AND AJAMU BARAKA	HILLARY CLINTON AND TIM KAINE	GARY JOHNSON AND BILL WELD	HILLARY CLINTON AND TIM KAINE	GARY JOHNSON AND BILL WELD	SCATTER	BLANK AND VOID
			DEM	REP	CON	GRE	WOR	IND	WEP	LBT		
Leg. Dist. 29												
	23	302	239	41	5	2	6	1	1	0	1	6
	24	489	391	53	15	7	6	5	5	1	2	4
	25/28	464	371	64	8	2	6	2	2	0	1	8
	26	198	178	13	2	1	1	0	0	1	2	0
Leg. Dist. 29		7,677	6,070	970	153	90	103	83	61	25	52	70
CITY		70,307	52,847	9,001	1,481	1,449	1,822	1,128	708	712	647	512
Brighton												
	1	511	356	67	15	15	20	8	8	11	7	4
	2	325	157	105	20	9	10	8	6	5	3	2
	3	434	265	107	15	3	16	10	3	5	6	4
	4	437	285	68	11	8	23	13	8	7	9	5
	5	446	320	63	5	7	20	6	6	6	10	3
	6	599	373	143	18	13	18	4	5	11	6	8
	7	390	235	87	12	15	13	12	3	5	7	1
	8	456	250	151	14	4	5	9	4	7	9	3
	9	407	266	67	18	6	13	8	6	15	6	2
	10	487	340	93	11	3	4	9	5	8	10	4
	11	525	316	107	22	13	11	19	11	9	8	9
	12	552	382	89	16	8	19	10	11	6	7	4
	13	297	189	56	9	8	11	5	3	5	8	3
	14	368	260	50	6	7	11	14	7	8	4	1
	15	374	224	80	14	9	17	11	4	5	5	5
	16	300	155	102	14	1	0	9	3	7	5	4
	17	258	200	39	3	1	3	2	2	4	1	3
	18	422	290	67	7	11	14	11	11	2	5	4
	19	280	183	39	17	5	11	8	6	6	4	1

PRESIDENT AND VICE PRESIDENT OF THE UNITED STATES  
DETAIL

LEGISLATIVE DISTRICT OR TOWN	ELECTION DISTRICT	TOTAL VOTES	HILLARY CLINTON AND TIM KAINE	DONALD J. TRUMP AND MICHAEL R. PENCE	DONALD J. TRUMP AND MICHAEL R. PENCE	JILL STEIN AND AJAMU BARAKA	HILLARY CLINTON AND TIM KAINE	GARY JOHNSON AND BILL WELD	HILLARY CLINTON AND TIM KAINE	GARY JOHNSON AND BILL WELD	SCATTER	BLANK AND VOID
			DEM	REP	CON	GRE	WOR	IND	WEP	LBT		
Brighton	20	355	230	58	20	10	15	6	4	6	4	2
	21	387	243	74	13	10	15	7	10	2	9	4
	22	445	280	92	15	4	11	2	9	8	15	9
	23	330	235	54	11	5	9	5	0	4	5	2
	24	477	296	108	25	7	14	11	2	5	5	4
	25	342	220	59	10	7	19	7	5	6	5	4
	26	352	198	93	14	7	11	4	3	5	13	4
	27	332	217	72	11	5	7	4	5	6	4	1
	28	570	366	119	14	11	21	15	5	4	11	4
	29	344	194	114	11	2	3	3	1	5	7	4
	30	788	573	122	14	14	17	13	9	7	9	10
	31	371	256	59	7	5	16	10	6	5	2	5
	32	475	313	79	13	2	20	10	9	9	13	7
	33	466	305	90	12	8	17	5	4	4	15	6
	34	429	260	89	21	9	13	4	11	10	7	5
	35	393	263	72	14	13	14	6	1	3	2	5
	36	408	263	66	14	15	6	14	7	13	7	3
	37	327	217	58	8	6	11	12	5	4	5	1
	38	472	296	99	9	11	12	14	9	4	10	8
	39	358	219	72	16	6	10	9	5	9	8	4
	40	711	499	123	22	8	16	13	9	9	5	7
	41	627	402	142	18	11	11	12	8	12	7	4
	42	143	89	23	11	1	7	5	2	1	2	2
	43	480	308	105	17	6	5	15	5	7	8	4
	44	175	108	41	7	5	6	4	3	1	0	0
	45	332	198	90	11	6	8	9	1	2	5	2

PRESIDENT AND VICE PRESIDENT OF THE UNITED STATES  
DETAIL

LEGISLATIVE DISTRICT OR TOWN	ELECTION DISTRICT	TOTAL VOTES	HILLARY CLINTON AND TIM KAINE	DONALD J. TRUMP AND MICHAEL R. PENCE	DONALD J. TRUMP AND MICHAEL R. PENCE	JILL STEIN AND AJAMU BARAKA	HILLARY CLINTON AND TIM KAINE	GARY JOHNSON AND BILL WELD	HILLARY CLINTON AND TIM KAINE	GARY JOHNSON AND BILL WELD	SCATTER	BLANK AND VOID
			DEM	REP	CON	GRE	WOR	IND	WEP	LBT		
Brighton	46	254	181	47	4	1	4	4	2	2	4	5
Brighton		19,011	12,275	3,800	609	341	557	399	252	285	307	186
Chili	1	342	134	142	22	1	8	11	4	5	11	4
	2	526	140	279	50	12	9	18	1	9	3	5
	3	519	206	210	41	8	8	15	8	7	9	7
	4	346	126	154	28	1	6	9	4	6	7	5
	5	424	192	162	30	6	5	6	1	8	6	8
	6	443	159	198	36	2	10	11	6	8	9	4
	7	271	133	95	16	1	6	8	3	4	0	5
	8	458	169	209	38	8	5	14	2	1	6	6
	9	437	174	177	37	8	10	13	5	5	4	4
	10	309	92	120	37	5	10	21	2	7	12	3
	11	473	174	220	26	5	7	20	3	8	5	5
	12	443	189	170	30	5	11	13	2	8	11	4
	13	631	226	303	44	16	5	16	3	2	10	6
	14	442	161	185	45	4	11	20	1	5	4	6
	15	374	146	152	36	6	0	15	3	7	5	4
	16	842	320	383	74	10	6	19	5	7	15	3
	17	1,027	385	478	76	7	15	30	8	5	10	13
	18	489	163	243	32	6	4	16	3	9	7	6
	19	415	196	170	25	4	5	7	2	2	1	3
	20	600	283	210	38	7	14	16	3	10	15	4
	21	302	130	122	17	4	7	6	1	2	6	7
	22	512	275	161	31	9	10	8	3	8	5	2
	23	349	128	155	31	4	8	15	0	1	4	3

PRESIDENT AND VICE PRESIDENT OF THE UNITED STATES  
DETAIL

LEGISLATIVE DISTRICT OR TOWN	ELECTION DISTRICT	TOTAL VOTES	HILLARY CLINTON AND TIM KAINE	DONALD J. TRUMP AND MICHAEL R. PENGE	DONALD J. TRUMP AND MICHAEL R. PENGE	JILL STEIN AND AJAMU BARAKA	HILLARY CLINTON AND TIM KAINE	GARY JOHNSON AND BILL WELD	HILLARY CLINTON AND TIM KAINE	GARY JOHNSON AND BILL WELD	SCATTER	BLANK AND VOID
			DEM	REP	CON	GRE	WOR	IND	WEP	LBT		
Chili	24	935	434	357	66	5	13	34	6	12	6	2
	25	386	219	112	17	5	8	5	7	8	5	0
	26	585	191	279	56	8	9	16	4	11	9	2
	27	417	164	166	34	7	5	20	3	9	7	2
	28	362	170	125	26	6	9	12	1	3	5	5
	29	285	115	108	21	4	7	11	0	6	8	5
	30	309	132	117	26	9	3	10	2	8	0	2
	31	430	206	163	22	8	11	4	6	4	2	4
	32	496	181	225	41	9	6	9	6	11	3	5
Chili		15,179	6,113	6,350	1,149	200	251	448	108	206	210	144
Clarkson	1	641	166	347	69	8	7	22	0	8	9	5
	2	88	22	51	9	3	0	1	1	0	0	1
	3	497	190	223	36	9	9	11	1	3	8	7
	4	717	186	403	76	4	6	18	4	8	8	4
	5	989	314	445	103	18	15	42	9	23	16	4
	6	403	124	196	39	5	4	15	4	4	9	3
Clarkson		3,335	1,002	1,665	332	47	41	109	19	46	50	24
East Rochester	1	489	232	186	23	12	3	16	4	5	4	4
	2	402	197	138	20	8	8	11	1	9	6	4
	3	372	176	124	27	8	6	16	3	4	4	4
	4	369	171	133	13	7	8	18	2	7	3	7
	5	365	171	107	32	11	8	16	2	6	5	7
	6	436	226	145	23	6	4	9	5	4	7	7

PRESIDENT AND VICE PRESIDENT OF THE UNITED STATES  
DETAIL

LEGISLATIVE DISTRICT OR TOWN	ELECTION DISTRICT	TOTAL VOTES	HILLARY CLINTON AND TIM KAINE DEM	DONALD J. TRUMP AND MICHAEL R. PENGE REP	DONALD J. TRUMP AND MICHAEL R. PENGE CON	JILL STEIN AND AJAMU BARAKA GRE	HILLARY CLINTON AND TIM KAINE WOR	GARY JOHNSON AND BILL WELD IND	HILLARY CLINTON AND TIM KAINE WEP	GARY JOHNSON AND BILL WELD LBT	SCATTER	BLANK AND VOID
East Rochester	7	385	162	135	25	5	15	22	5	10	3	3
East Rochester		2,818	1,335	968	163	57	52	108	22	45	32	36
Gates	1	271	128	80	23	5	11	14	5	1	2	2
	2	359	184	129	18	4	8	7	0	4	2	3
	3	385	169	151	29	10	9	5	3	3	2	4
	4	411	184	178	30	1	5	5	1	3	3	1
	5	442	212	171	26	2	7	10	2	2	5	5
	6	433	238	130	19	6	7	11	2	3	10	7
	7	816	316	382	50	6	10	22	6	8	7	9
	8	306	140	131	17	1	4	4	0	1	3	5
	9	469	224	181	19	8	8	9	3	7	4	6
	10	234	130	70	19	2	2	4	2	2	1	2
	11	302	145	112	19	2	3	9	2	5	3	2
	12	282	138	102	12	8	8	6	1	3	3	1
	13	446	189	192	31	5	7	10	1	3	3	5
	14	327	146	129	22	8	4	8	0	4	2	4
	15	648	308	265	33	7	10	10	1	5	5	4
	16	316	162	120	16	3	3	6	0	3	3	0
	17	403	192	157	25	4	2	11	1	4	2	5
	18	455	162	229	34	5	4	7	1	5	4	4
	19	364	158	157	22	4	4	7	2	5	3	2
	20	364	150	151	26	4	6	10	3	4	6	4
	21	351	148	157	18	4	9	8	1	1	4	1
	22	300	125	111	29	7	4	7	2	5	6	4
	23	378	153	157	27	6	6	8	0	10	9	2

PRESIDENT AND VICE PRESIDENT OF THE UNITED STATES  
DETAIL

LEGISLATIVE DISTRICT OR TOWN	ELECTION DISTRICT	TOTAL VOTES	HILLARY CLINTON AND TIM KAINE	DONALD J. TRUMP AND MICHAEL R. PENGE	DONALD J. TRUMP AND MICHAEL R. PENGE	JILL STEIN AND AJAMU BARAKA	HILLARY CLINTON AND TIM KAINE	GARY JOHNSON AND BILL WELD	HILLARY CLINTON AND TIM KAINE	GARY JOHNSON AND BILL WELD	SCATTER	BLANK AND VOID
			DEM	REP	CON	GRE	WOR	IND	WEP	LBT		
Gates	24	677	323	247	40	6	15	17	0	8	4	17
	25	338	146	143	21	6	6	4	2	5	4	1
	26	493	163	243	40	8	7	15	3	9	4	1
	27	526	239	219	29	9	9	12	2	1	5	1
	28	327	136	132	23	3	8	10	2	4	5	4
	29	395	174	140	23	16	5	20	5	2	7	3
	30	256	120	100	15	4	5	7	0	3	0	2
	31	322	125	143	21	4	8	7	1	8	1	4
	32	424	190	177	23	7	6	6	0	6	6	3
	33	207	119	67	3	4	2	5	1	4	1	1
	34	369	151	167	18	3	7	11	2	4	2	4
	35	273	122	115	17	1	3	8	2	2	0	3
Gates		13,669	6,109	5,535	837	183	222	320	59	147	131	126
Greece	1	362	125	167	38	1	8	7	3	8	3	2
	2	461	137	242	45	5	12	8	4	1	5	2
	3	344	131	159	20	6	5	13	0	0	7	3
	4	335	138	147	27	7	2	2	0	5	2	5
	5	297	129	121	14	4	5	14	0	5	4	1
	6	327	136	129	23	11	4	9	2	3	4	6
	7	437	174	189	27	10	11	12	1	4	4	5
	8	395	167	151	31	5	7	20	5	4	3	2
	9	405	187	139	30	8	11	13	1	4	4	8
	10	361	148	145	25	9	12	16	1	1	3	1
	11	200	85	83	8	6	3	6	2	4	2	1
	12	267	113	110	15	8	4	8	2	4	2	1

PRESIDENT AND VICE PRESIDENT OF THE UNITED STATES  
DETAIL

LEGISLATIVE DISTRICT OR TOWN	ELECTION DISTRICT	TOTAL VOTES	HILLARY CLINTON AND TIM KAINE	DONALD J. TRUMP AND MICHAEL R. PENCE	DONALD J. TRUMP AND MICHAEL R. PENCE	JILL STEIN AND AJAMU BARAKA	HILLARY CLINTON AND TIM KAINE	GARY JOHNSON AND BILL WELD	HILLARY CLINTON AND TIM KAINE	GARY JOHNSON AND BILL WELD	SCATTER	BLANK AND VOID
			DEM	REP	CON	GRE	WOR	IND	WEP	LBT		
Greece	13	332	150	132	22	5	4	9	2	4	3	1
	14	287	128	109	25	4	5	8	2	3	2	1
	15	354	129	157	31	2	8	16	2	4	4	1
	16	279	107	125	19	4	8	6	2	4	2	2
	17	527	190	268	34	5	4	8	1	5	9	3
	18	457	181	198	32	8	7	13	3	9	5	1
	19	342	143	141	21	8	9	4	2	6	4	4
	20	386	153	147	37	7	10	14	5	5	6	2
	21	359	120	156	41	9	7	15	1	2	4	4
	22	324	147	130	23	5	7	8	0	2	0	2
	23	571	261	214	29	4	14	14	4	11	10	10
	24	555	190	276	44	7	7	12	3	3	4	9
	25	384	165	142	27	12	13	8	6	3	5	3
	26	290	122	113	18	6	5	12	0	4	7	3
	27	669	312	263	38	3	10	17	4	6	6	10
	28	525	178	266	37	7	6	15	5	2	5	4
	29	407	161	175	31	3	7	13	2	7	4	4
	30	294	120	115	24	3	3	11	5	7	2	4
	31	325	139	141	21	5	5	4	1	3	3	3
	32	405	185	149	28	4	8	14	2	6	9	0
	33	521	179	247	53	5	5	10	4	4	6	8
	34	431	138	205	43	4	12	16	2	4	3	4
	35	391	148	179	28	7	11	10	1	3	0	4
	36	574	228	261	41	11	11	10	4	1	4	3
	37	279	105	125	32	5	2	5	1	0	3	1
	38	594	239	269	47	9	5	9	5	6	3	2

PRESIDENT AND VICE PRESIDENT OF THE UNITED STATES  
DETAIL

LEGISLATIVE DISTRICT OR TOWN	ELECTION DISTRICT	TOTAL VOTES	HILLARY CLINTON AND TIM KAINE DEM	DONALD J. TRUMP AND MICHAEL R. PENCE REP	DONALD J. TRUMP AND MICHAEL R. PENCE CON	JILL STEIN AND AJAMU BARAKA GRE	HILLARY CLINTON AND TIM KAINE WOR	GARY JOHNSON AND BILL WELD IND	HILLARY CLINTON AND TIM KAINE WEP	GARY JOHNSON AND BILL WELD LBT	SCATTER	BLANK AND VOID
Greece												
	39	286	114	131	27	3	0	3	0	0	5	3
	40	361	158	135	18	8	5	14	4	7	10	2
	41	464	199	200	28	2	9	12	4	6	1	3
	42	377	174	142	32	4	4	7	5	1	6	2
	43	439	142	202	51	4	9	14	2	6	6	3
	44	580	205	267	45	3	10	19	6	8	8	9
	45	689	207	370	57	10	6	17	3	6	10	3
	46	304	151	109	21	2	6	7	2	3	2	1
	47	411	168	162	37	4	8	11	3	5	12	1
	48	302	119	130	21	4	1	15	1	4	3	4
	49	294	117	144	17	1	4	7	1	1	2	0
	50	388	169	154	34	3	3	10	1	3	6	5
	51	268	111	124	12	2	2	9	0	2	2	4
	52	532	199	240	45	7	8	10	5	8	1	9
	53	444	265	133	22	2	8	4	0	5	3	2
	54	488	185	224	41	3	5	9	3	9	5	4
	55	316	125	135	35	2	2	5	1	1	2	8
	56	490	200	208	31	8	8	18	6	3	5	3
	57	420	152	204	33	4	8	10	3	2	2	2
	58	530	214	234	41	7	6	14	4	4	3	3
	59	365	236	66	24	8	11	6	4	3	4	3
	60	368	159	165	22	7	3	4	1	3	2	2
	61	437	200	171	28	3	9	7	3	13	1	2
	62	540	238	218	37	6	10	9	6	2	7	7
	63	477	213	181	35	11	9	13	5	5	2	3
	64	347	146	161	20	3	0	7	3	3	3	1



PRESIDENT AND VICE PRESIDENT OF THE UNITED STATES  
DETAIL

LEGISLATIVE DISTRICT OR TOWN	ELECTION DISTRICT	TOTAL VOTES	HILLARY CLINTON AND TIM KAINE	DONALD J. TRUMP AND MICHAEL R. PENCE	DONALD J. TRUMP AND MICHAEL R. PENCE	JILL STEIN AND AJAMU BARAKA	HILLARY CLINTON AND TIM KAINE	GARY JOHNSON AND BILL WELD	HILLARY CLINTON AND TIM KAINE	GARY JOHNSON AND BILL WELD	SCATTER	BLANK AND VOID
			DEM	REP	CON	GRE	WOR	IND	WEP	LBT		
Greece												
	65	385	185	151	15	2	7	10	2	3	2	8
	66	234	85	110	22	1	2	8	0	4	1	1
	67	379	129	172	34	5	10	11	3	7	3	5
	68	491	165	238	39	6	6	10	3	14	4	6
	69	276	97	121	29	3	4	10	0	6	4	2
	70	1,126	381	589	87	11	6	17	3	14	8	10
	71	517	200	238	34	8	7	19	2	1	5	3
	72	600	239	264	51	4	4	18	2	6	6	6
	73	266	106	114	22	2	5	6	1	6	3	1
	74	438	229	141	21	11	5	16	3	3	0	9
	75	353	132	160	24	7	8	11	2	5	2	2
	76	327	92	191	27	1	6	6	1	2	1	0
	77	480	229	199	25	4	7	4	2	3	3	4
	78	310	112	150	25	3	9	4	1	1	3	2
	79	788	303	362	70	2	7	17	4	10	8	5
	80	548	182	285	46	3	6	9	3	5	3	6
	81	269	103	136	10	1	6	8	0	3	2	0
	82	514	266	163	32	17	8	9	3	8	5	3
	83	278	145	102	19	1	0	2	3	2	2	2
	84	503	219	218	38	6	3	9	2	3	4	1
	85	532	207	231	53	7	11	14	1	3	0	5
	86	517	214	238	35	0	0	5	1	6	13	5
	87	381	176	154	20	3	8	6	1	10	1	2
	88	425	177	180	37	2	5	6	0	5	6	7
	89	351	140	165	26	1	4	8	1	3	1	2
	90	535	166	266	58	4	7	15	6	6	3	4

PRESIDENT AND VICE PRESIDENT OF THE UNITED STATES  
DETAIL

LEGISLATIVE DISTRICT OR TOWN	ELECTION DISTRICT	TOTAL VOTES	HILLARY CLINTON AND TIM KAINE	DONALD J. TRUMP AND MICHAEL R. PENGE	DONALD J. TRUMP AND MICHAEL R. PENGE	JILL STEIN AND AJAMU BARAKA	HILLARY CLINTON AND TIM KAINE	GARY JOHNSON AND BILL WELD	HILLARY CLINTON AND TIM KAINE	GARY JOHNSON AND BILL WELD	SCATTER	BLANK AND VOID
			DEM	REP	CON	GRE	WOR	IND	WEP	LBT		
Greece	91	735	276	346	53	10	4	19	4	7	9	7
	92	688	323	262	57	11	5	15	2	6	2	5
	93	591	282	231	36	6	9	13	0	4	5	5
	94	484	188	213	36	9	8	14	4	4	5	3
	95	326	157	132	10	8	2	7	4	3	2	1
	96	538	247	199	33	9	10	17	4	10	6	3
	97	744	280	349	52	9	8	19	1	5	10	11
	98	764	318	335	46	7	17	19	4	5	4	9
	99	485	138	262	47	3	6	12	3	5	4	5
	100	653	242	323	47	5	11	10	2	5	3	5
	101	283	87	152	26	3	3	10	0	0	1	1
	102	674	225	328	53	5	10	20	2	11	8	12
	103	503	196	228	34	2	8	13	3	9	6	4
	104	357	148	154	30	6	6	6	0	0	3	4
	105	569	209	262	44	1	6	15	5	7	7	13
	106	413	133	213	36	6	5	10	1	2	3	4
	107	344	107	192	26	3	5	5	2	2	1	1
	108	353	119	186	25	2	3	7	2	3	4	2
	109	617	239	305	39	8	5	8	1	4	3	5
Greece		47,914	19,147	21,105	3,572	581	713	1,167	260	501	448	420
Hamlin	1	453	147	205	53	4	10	22	0	6	3	3
	2	474	111	263	46	7	8	15	4	9	6	5
	3	483	108	258	59	6	8	17	8	8	5	6
	4	341	71	200	37	7	6	10	2	5	1	2
	5	427	108	235	48	4	4	14	3	6	2	3

PRESIDENT AND VICE PRESIDENT OF THE UNITED STATES  
DETAIL

LEGISLATIVE DISTRICT OR TOWN	ELECTION DISTRICT	TOTAL VOTES	HILLARY CLINTON AND TIM KAINE	DONALD J. TRUMP AND MICHAEL R. PENCE	DONALD J. TRUMP AND MICHAEL R. PENCE	JILL STEIN AND AJAMU BARAKA	HILLARY CLINTON AND TIM KAINE	GARY JOHNSON AND BILL WELD	HILLARY CLINTON AND TIM KAINE	GARY JOHNSON AND BILL WELD	SCATTER	BLANK AND VOID
			DEM	REP	CON	GRE	WOR	IND	WEP	LBT		
Hamlin	6	371	131	186	31	5	5	7	0	1	2	3
	7	547	154	300	53	3	10	10	5	7	2	3
	8	331	91	182	34	5	1	9	2	4	2	1
	9	283	85	157	19	1	5	8	0	4	4	0
	10	509	136	272	47	8	7	20	4	10	1	4
		4,219	1,142	2,258	427	50	64	132	28	60	28	30
Hamlin												
Henrietta	1	533	225	210	34	7	12	13	8	12	0	12
	2	422	179	178	25	6	10	9	1	10	3	1
	3	320	196	62	14	13	4	9	6	11	4	1
	4	509	310	124	12	9	11	9	4	11	12	7
	5	459	207	173	37	7	6	17	2	4	4	2
	6	435	177	166	39	9	12	10	6	7	5	4
	7	355	173	122	31	7	2	6	4	5	2	3
	8	434	179	168	20	13	10	23	3	12	4	2
	9	374	200	117	25	4	2	15	1	4	4	2
	10	436	183	176	31	4	10	11	6	5	7	3
	11	427	250	125	22	2	5	10	1	4	3	5
	12	412	157	163	34	7	7	20	7	11	2	4
	13	728	410	216	39	9	7	15	6	11	12	3
	14	425	217	140	25	7	12	13	2	5	4	0
	15	560	258	204	29	14	10	16	3	12	8	6
	16	302	157	94	14	3	7	8	3	11	3	2
	17	489	249	150	35	9	10	17	1	5	7	6
	18	525	258	186	25	10	8	16	4	6	4	8
	19	396	173	164	20	4	7	8	5	9	4	2

PRESIDENT AND VICE PRESIDENT OF THE UNITED STATES  
DETAIL

LEGISLATIVE DISTRICT OR TOWN	ELECTION DISTRICT	TOTAL VOTES	HILLARY CLINTON AND TIM KAINE	DONALD J. TRUMP AND MICHAEL R. PENCE	DONALD J. TRUMP AND MICHAEL R. PENCE	JILL STEIN AND AJAMU BARAKA	HILLARY CLINTON AND TIM KAINE	GARY JOHNSON AND BILL WELD	HILLARY CLINTON AND TIM KAINE	GARY JOHNSON AND BILL WELD	SCATTER	BLANK AND VOID
			DEM	REP	CON	GRE	WOR	IND	WEP	LBT		
Henrietta	20	745	363	273	33	12	6	20	12	13	9	4
	21	349	168	120	29	4	9	10	2	3	3	1
	22	643	340	198	43	9	11	17	2	6	8	9
	23	472	223	160	30	11	8	11	6	12	10	1
	24	573	314	174	23	6	14	20	7	5	8	2
	25	394	171	150	29	6	11	8	4	6	5	4
	26	856	378	323	63	11	10	30	5	17	11	8
	27	731	337	266	43	14	11	30	7	10	8	5
	28	510	227	187	41	14	10	14	3	10	4	0
	29	1,430	777	433	74	15	29	33	16	25	21	7
	30	1,057	591	327	41	18	19	29	4	16	8	4
	31	324	211	78	15	4	2	6	3	3	0	2
	32	668	380	200	32	4	8	14	2	6	12	10
	33	347	157	124	23	4	14	9	7	5	1	3
	34	310	157	105	13	6	8	6	3	0	9	3
	35	635	285	252	42	9	7	13	4	7	12	4
Henrietta		18,585	9,237	6,308	1,085	291	329	515	160	299	221	140
Irondequoit	1	655	350	220	35	15	14	9	1	1	4	6
	2	325	160	116	17	4	3	12	1	0	9	3
	3	519	245	193	30	8	15	17	2	5	2	2
	4	218	93	87	10	6	9	7	3	2	1	0
	5	444	245	127	24	5	12	10	1	9	9	2
	6	648	335	170	40	18	16	27	12	10	13	7
	7	543	275	171	36	6	9	13	10	6	9	8
	8	421	216	141	32	4	5	9	1	2	6	5

PRESIDENT AND VICE PRESIDENT OF THE UNITED STATES  
DETAIL

LEGISLATIVE DISTRICT OR TOWN	ELECTION DISTRICT	TOTAL VOTES	HILLARY CLINTON AND TIM KAINE	DONALD J. TRUMP AND MICHAEL R. PENCE	DONALD J. TRUMP AND MICHAEL R. PENCE	JILL STEIN AND AJAMU BARAKA	HILLARY CLINTON AND TIM KAINE	GARY JOHNSON AND BILL WELD	HILLARY CLINTON AND TIM KAINE	GARY JOHNSON AND BILL WELD	SCATTER	BLANK AND VOID
			DEM	REP	CON	GRE	WOR	IND	WEP	LBT		
Irondequoit	9	434	204	181	20	2	2	8	2	4	3	8
	10	406	196	135	30	3	10	9	3	9	3	8
	11	248	127	75	16	3	4	11	1	6	3	2
	12	373	197	94	17	12	12	14	4	14	5	4
	13	552	333	135	24	8	7	14	4	11	9	7
	14	548	256	202	35	7	10	15	2	11	5	5
	15	501	225	194	32	9	10	6	5	5	7	8
	16	676	356	210	30	14	12	26	6	10	7	5
	17	289	145	86	17	8	4	10	3	4	9	3
	18	431	207	158	21	7	6	15	3	5	4	5
	19	516	324	114	18	12	18	10	5	3	6	6
	20	371	177	145	20	3	8	10	0	3	1	4
	21	414	230	113	25	6	9	12	3	8	4	4
	22	429	222	114	31	8	15	12	3	10	6	8
	23	401	218	117	20	3	12	11	5	7	5	3
	24	376	196	108	27	6	10	8	5	7	6	3
	25	396	182	141	27	9	6	11	6	5	4	5
	26	324	194	96	11	7	6	5	0	0	2	3
	27	267	117	97	20	3	8	7	5	2	2	6
	28	355	139	165	23	7	3	5	2	4	5	2
	29	379	184	135	21	5	4	11	4	8	3	4
	30	382	189	142	20	3	8	8	4	5	2	1
	31	508	292	132	21	5	17	17	6	7	8	3
	32	456	246	126	26	10	10	16	6	5	5	6
	33	322	149	126	20	6	9	4	4	2	1	1
	34	626	265	280	36	7	4	13	4	6	6	5

PRESIDENT AND VICE PRESIDENT OF THE UNITED STATES  
DETAIL

LEGISLATIVE DISTRICT OR TOWN	ELECTION DISTRICT	TOTAL VOTES	HILLARY CLINTON AND TIM KAINE	DONALD J. TRUMP AND MICHAEL R. PENCE	DONALD J. TRUMP AND MICHAEL R. PENCE	JILL STEIN AND AJAMU BARAKA	HILLARY CLINTON AND TIM KAINE	GARY JOHNSON AND BILL WELD	HILLARY CLINTON AND TIM KAINE	GARY JOHNSON AND BILL WELD	SCATTER	BLANK AND VOID
			DEM	REP	CON	GRE	WOR	IND	WEP	LBT		
Irondequoit	35	314	179	80	15	3	4	15	6	8	0	4
	36	321	212	71	13	7	4	5	2	2	2	3
	37	337	147	146	13	6	6	9	3	2	1	4
	38	288	191	61	12	3	11	4	5	1	0	0
	39	157	87	47	4	2	4	2	1	0	3	7
	40	242	114	84	16	6	4	7	3	2	2	4
	41	403	206	126	21	17	5	14	4	5	3	2
	42	440	188	165	27	9	19	13	2	7	8	2
	43	364	189	111	23	5	9	11	6	6	2	2
	44	721	312	300	39	11	12	16	9	9	4	9
	45	317	165	100	20	3	5	7	3	3	7	4
	46	396	185	155	16	8	6	11	1	3	3	8
	47	156	84	53	5	2	2	5	1	1	1	2
	48	370	170	137	29	4	8	8	3	4	6	1
	49	536	238	205	36	15	11	10	6	4	7	4
	50	346	199	106	17	3	6	5	3	4	0	3
	51	490	229	157	35	11	12	14	3	8	14	7
	52	479	257	154	18	8	10	7	6	8	4	7
	53	381	194	151	13	6	2	4	0	3	4	4
	54	126	70	30	14	3	1	5	1	0	1	1
	55	463	276	120	22	5	9	12	5	2	6	6
	56	346	186	122	11	7	4	6	4	1	2	3
	57	556	279	200	22	8	8	11	7	8	6	7
	58	491	270	153	29	2	11	12	4	5	2	3
	59	364	171	124	24	10	7	12	5	3	2	6
	60	428	186	159	30	12	6	10	2	6	6	11

PRESIDENT AND VICE PRESIDENT OF THE UNITED STATES  
DETAIL

LEGISLATIVE DISTRICT OR TOWN	ELECTION DISTRICT	TOTAL VOTES	HILLARY CLINTON AND TIM KAINE	DONALD J. TRUMP AND MICHAEL R. PENGE	DONALD J. TRUMP AND MICHAEL R. PENGE	JILL STEIN AND AJAMU BARAKA	HILLARY CLINTON AND TIM KAINE	GARY JOHNSON AND BILL WELD	HILLARY CLINTON AND TIM KAINE	GARY JOHNSON AND BILL WELD	SCATTER	BLANK AND VOID
			DEM	REP	CON	GRE	WOR	IND	WEP	LBT		
Irondequoit	61	504	242	173	33	6	11	17	3	9	6	4
	62	423	207	127	34	6	7	18	4	7	4	9
	63	328	171	106	19	5	9	8	4	2	2	2
	64	202	155	35	0	1	4	4	0	1	1	1
	65	300	176	94	9	4	5	3	3	5	0	1
	66	246	189	42	8	5	1	0	0	1	0	0
	67	311	131	126	17	8	9	6	0	5	6	3
	68	426	227	145	24	5	4	7	2	1	6	5
Irondequoit		27,325	13,971	9,011	1,500	455	543	690	237	332	295	291
Mendon	1	754	333	281	51	7	16	23	8	11	16	8
	2	607	300	178	38	10	19	20	9	11	13	9
	3	710	276	276	61	12	13	28	9	17	7	11
	4	527	245	191	16	15	17	13	6	17	6	1
	5	660	284	231	76	10	14	19	4	12	5	5
	6	646	261	249	51	8	21	18	5	15	7	11
	7	723	302	298	57	4	2	19	4	14	12	11
	8	304	135	115	21	8	6	8	3	2	3	3
	9	560	231	219	41	7	11	23	9	11	6	2
Mendon		5,491	2,367	2,038	412	81	119	171	57	110	75	61
Ogden	1	450	185	183	39	2	5	16	4	5	8	3
	2	496	180	222	48	8	4	20	4	8	1	1
	3	738	242	374	55	8	7	22	8	8	11	3
	4	458	151	223	46	3	3	13	1	7	9	2
	5	448	135	222	50	1	5	14	4	6	7	4

PRESIDENT AND VICE PRESIDENT OF THE UNITED STATES  
DETAIL

LEGISLATIVE DISTRICT OR TOWN	ELECTION DISTRICT	TOTAL VOTES	HILLARY CLINTON AND TIM KAINE	DONALD J. TRUMP AND MICHAEL R. PENGE	DONALD J. TRUMP AND MICHAEL R. PENGE	JILL STEIN AND AJAMU BARAKA	HILLARY CLINTON AND TIM KAINE	GARY JOHNSON AND BILL WELD	HILLARY CLINTON AND TIM KAINE	GARY JOHNSON AND BILL WELD	SCATTER	BLANK AND VOID
			DEM	REP	CON	GRE	WOR	IND	WEP	LBT		
Ogden	6	625	244	264	52	4	12	26	2	8	8	5
	7	321	82	167	40	6	6	12	1	4	1	2
	8	604	188	329	45	7	8	11	5	5	2	4
	9	487	196	209	31	6	8	11	5	8	9	4
	10	509	188	223	53	4	9	10	0	12	4	6
	11	536	173	256	54	8	7	13	2	6	13	4
	12	638	190	344	48	10	7	18	6	4	7	4
	13	488	179	231	36	10	9	8	2	5	4	4
	14	467	164	220	46	3	3	15	3	2	7	4
	15	658	196	336	60	3	6	23	7	11	9	7
	16	331	71	197	34	0	2	18	1	3	3	2
	17	452	152	232	37	1	4	13	2	5	4	2
	18	710	254	309	56	19	12	26	6	11	8	9
	19	617	226	304	48	7	5	12	1	3	5	6
	20	586	189	249	75	9	7	22	9	12	8	6
		10,619	3,585	5,094	953	119	129	323	73	133	128	82
Ogden Parma	1	583	170	291	70	12	3	14	2	10	4	7
	2	638	178	353	61	2	8	24	1	6	2	3
	3	483	133	277	36	2	9	13	0	6	4	3
	4	516	123	293	52	4	7	23	4	4	3	3
	5	373	93	202	47	2	4	7	2	8	4	4
	6	250	64	142	22	2	0	11	0	5	4	0
	7	493	136	264	59	5	8	6	3	6	3	3
	8	642	229	305	61	11	5	14	2	6	2	7
	9	548	145	294	59	5	5	21	0	9	6	4



PRESIDENT AND VICE PRESIDENT OF THE UNITED STATES  
DETAIL

LEGISLATIVE DISTRICT OR TOWN	ELECTION DISTRICT	TOTAL VOTES	HILLARY CLINTON AND TIM KAINE	DONALD J. TRUMP AND MICHAEL R. PENCE	DONALD J. TRUMP AND MICHAEL R. PENCE	JILL STEIN AND AJAMU BARAKA	HILLARY CLINTON AND TIM KAINE	GARY JOHNSON AND BILL WELD	HILLARY CLINTON AND TIM KAINE	GARY JOHNSON AND BILL WELD	SCATTER	BLANK AND VOID
			DEM	REP	CON	GRE	WOR	IND	WEP	LBT		
Parma	10	544	129	284	87	6	8	16	4	1	6	3
	11	583	177	273	60	7	13	24	5	11	4	9
	12	662	231	323	46	9	10	21	4	10	5	3
	13	933	264	518	91	11	8	19	5	7	7	3
	14	465	145	243	38	2	3	14	2	7	5	6
	15	598	150	316	61	6	15	24	4	11	6	5
		8,311	2,367	4,378	850	86	106	251	38	107	65	63
Parma												
Penfield	1	250	118	94	13	4	4	9	2	2	2	2
	2	463	229	148	26	9	5	19	5	15	3	4
	3	446	179	179	35	3	9	13	2	7	15	4
	4	668	223	316	69	8	6	18	3	10	12	3
	5	495	224	183	35	7	13	14	5	7	4	3
	6	433	181	186	22	4	0	18	3	10	6	3
	7	464	237	132	32	4	11	16	5	10	11	6
	8	392	155	182	19	3	10	8	5	6	1	3
	9	561	339	136	24	5	15	15	8	6	5	8
	10	380	189	128	18	7	9	10	1	7	6	5
	11	310	154	99	13	8	5	12	0	6	9	4
	12	488	250	152	29	12	10	12	2	9	3	9
	13	671	305	258	42	11	15	14	4	9	7	6
	14	619	195	310	61	5	13	11	6	4	10	4
	15	743	368	245	46	7	21	23	6	7	10	10
	16	225	113	69	4	4	5	8	5	8	5	4
	17	499	219	176	24	8	12	22	7	12	13	6
	18	377	183	127	22	7	10	10	1	5	9	3

PRESIDENT AND VICE PRESIDENT OF THE UNITED STATES  
DETAIL

LEGISLATIVE DISTRICT OR TOWN	ELECTION DISTRICT	TOTAL VOTES	HILLARY CLINTON AND TIM KAINE	DONALD J. TRUMP AND MICHAEL R. PENCE	DONALD J. TRUMP AND MICHAEL R. PENCE	JILL STEIN AND AJAMU BARAKA	HILLARY CLINTON AND TIM KAINE	GARY JOHNSON AND BILL WELD	HILLARY CLINTON AND TIM KAINE	GARY JOHNSON AND BILL WELD	SCATTER	BLANK AND VOID
			DEM	REP	CON	GRE	WOR	IND	WEP	LBT		
Penfield	19	719	366	237	35	6	12	33	7	6	10	7
	20	579	261	227	39	3	8	10	2	11	12	6
	21	564	303	167	27	6	19	19	10	5	6	2
	22	493	250	160	27	8	12	11	8	4	11	2
	23	675	334	244	37	4	18	12	5	10	9	2
	24	659	284	242	49	8	12	29	5	13	9	8
	25	427	169	196	29	5	2	10	3	4	5	4
	26	340	145	135	23	4	6	13	2	7	2	3
	27	526	278	153	37	7	9	9	5	12	9	7
	28	452	218	152	28	10	9	13	5	7	2	8
	29	690	347	214	43	13	17	20	7	12	10	7
	30	864	362	358	64	10	8	21	4	18	10	9
	31	315	160	113	14	4	13	3	2	1	3	2
	32	335	194	108	8	1	3	3	4	3	3	8
	33	450	203	150	42	6	8	17	6	6	7	5
	34	472	214	194	26	9	3	9	0	4	9	4
	35	723	382	227	33	11	11	29	3	16	7	4
	36	511	256	159	24	8	16	24	5	5	10	4
	37	923	373	403	60	7	8	23	2	15	15	17
	38	335	130	150	18	4	7	7	1	8	4	6
	39	400	171	152	35	7	7	11	4	3	6	4
	40	662	284	295	26	5	7	19	4	8	11	3
	41	639	241	291	33	9	7	25	3	11	12	7
	42	477	186	221	29	2	4	8	2	8	13	4
Penfield		21,714	9,972	8,068	1,320	273	399	630	169	337	326	220

PRESIDENT AND VICE PRESIDENT OF THE UNITED STATES  
DETAIL

LEGISLATIVE DISTRICT OR TOWN	ELECTION DISTRICT	TOTAL VOTES	HILLARY CLINTON AND TIM KAINE	DONALD J. TRUMP AND MICHAEL R. PENCE	DONALD J. TRUMP AND MICHAEL R. PENCE	JILL STEIN AND AJAMU BARAKA	HILLARY CLINTON AND TIM KAINE	GARY JOHNSON AND BILL WELD	HILLARY CLINTON AND TIM KAINE	GARY JOHNSON AND BILL WELD	SCATTER	BLANK AND VOID
			DEM	REP	CON	GRE	WOR	IND	WEP	LBT		
Perinton	1	757	337	285	60	8	7	24	9	7	9	11
	2	577	299	181	34	4	10	22	3	17	4	3
	3	407	197	136	30	7	5	12	4	7	6	3
	4	418	211	137	25	6	6	14	6	5	4	4
	5	298	137	100	21	4	9	9	3	5	4	6
	6	419	245	96	10	11	3	15	5	15	9	10
	7	554	294	154	36	4	13	22	6	15	5	5
	8	473	236	146	33	6	7	18	4	6	8	9
	9	668	286	275	38	11	7	16	7	7	10	11
	10	545	292	162	35	5	8	14	8	8	8	5
	11	351	166	111	30	7	7	9	5	8	3	5
	12	446	230	144	20	3	13	8	4	9	10	5
	13	408	185	155	25	7	4	8	2	9	3	10
	14	483	238	153	36	6	8	20	3	6	8	5
	15	546	228	216	27	17	6	24	4	11	9	4
	16	378	191	127	18	2	6	15	4	4	4	7
	17	500	259	158	21	7	12	18	5	8	9	3
	18	492	237	164	32	8	5	22	7	9	3	5
	19	464	219	159	36	5	7	17	3	9	7	2
	20	461	213	167	31	7	6	13	2	7	11	4
	21	567	277	198	31	12	11	11	6	10	8	3
	22	346	153	127	22	9	9	5	9	4	6	2
	23	732	333	270	34	16	14	23	8	19	9	6
	24	770	358	298	36	9	12	16	6	6	14	15
	25	381	233	86	13	5	13	12	3	6	7	3
	26	490	233	171	41	6	7	11	3	5	7	6

PRESIDENT AND VICE PRESIDENT OF THE UNITED STATES  
DETAIL

LEGISLATIVE DISTRICT OR TOWN	ELECTION DISTRICT	TOTAL VOTES	HILLARY CLINTON AND TIM KAINE	DONALD J. TRUMP AND MICHAEL R. PENGE	DONALD J. TRUMP AND MICHAEL R. PENGE	JILL STEIN AND AJAMU BARAKA	HILLARY CLINTON AND TIM KAINE	GARY JOHNSON AND BILL WELD	HILLARY CLINTON AND TIM KAINE	GARY JOHNSON AND BILL WELD	SCATTER	BLANK AND VOID
			DEM	REP	CON	GRE	WOR	IND	WEP	LBT		
Perinton	27	393	161	161	27	7	8	7	4	5	5	8
	28	388	178	150	15	7	6	11	9	5	4	3
	29	296	160	98	13	3	10	1	4	4	1	2
	30	511	252	160	35	6	11	18	4	9	13	3
	31	561	282	193	27	8	5	19	4	9	10	4
	32	449	231	142	32	7	8	10	5	8	3	3
	33	519	280	153	21	9	13	16	6	8	5	8
	34	567	258	216	41	4	4	11	5	8	12	8
	35	415	196	143	27	8	7	9	5	11	6	3
	36	342	183	107	18	5	2	12	3	5	7	0
	37	495	253	165	28	4	12	11	1	11	9	1
	38	624	296	235	23	10	15	17	5	12	5	6
	39	638	288	253	31	5	8	25	1	13	7	7
	40	376	183	133	21	4	8	9	0	10	6	2
	41	335	152	113	21	7	9	12	3	7	7	4
	42	529	274	161	34	10	12	16	7	3	7	5
	43	877	388	344	47	8	11	30	7	17	11	14
	44	412	204	134	32	5	4	9	4	8	7	5
	45	861	427	300	51	8	10	20	4	15	17	9
	46	302	155	96	19	8	4	6	2	5	3	4
	47	582	266	217	42	3	7	11	5	13	14	4
	48	417	206	134	27	3	5	14	4	16	4	4
	49	403	198	137	27	2	4	8	4	8	8	7
	50	239	160	52	6	3	4	6	4	3	0	1
	51	626	249	269	49	6	5	18	6	4	14	6
	52	545	267	196	34	7	6	11	3	7	6	8

PRESIDENT AND VICE PRESIDENT OF THE UNITED STATES  
DETAIL

LEGISLATIVE DISTRICT OR TOWN	ELECTION DISTRICT	TOTAL VOTES	HILLARY CLINTON AND TIM KAINE	DONALD J. TRUMP AND MICHAEL R. PENCE	DONALD J. TRUMP AND MICHAEL R. PENCE	JILL STEIN AND AJAMU BARAKA	HILLARY CLINTON AND TIM KAINE	GARY JOHNSON AND BILL WELD	HILLARY CLINTON AND TIM KAINE	GARY JOHNSON AND BILL WELD	SCATTER	BLANK AND VOID
			DEM	REP	CON	GRE	WOR	IND	WEP	LBT		
Perinton	53	397	214	124	21	7	5	8	3	5	6	4
	54	863	383	377	39	7	4	13	6	9	8	17
	55	483	214	191	22	3	3	16	10	7	11	6
	56	794	361	309	36	7	13	26	5	12	9	16
		28,170	13,606	9,839	1,641	373	438	798	262	479	410	324
Perinton												
Pittsford	1	398	231	100	20	9	6	13	3	7	6	3
	2	421	251	91	23	10	9	12	8	7	7	3
	3	677	379	218	17	9	8	15	6	7	9	9
	4	595	317	184	27	5	9	16	4	18	10	5
	5	379	235	85	14	7	15	8	4	1	6	4
	6	364	248	63	10	6	7	14	4	6	4	2
	7	220	139	52	10	2	0	7	0	3	4	3
	8	471	245	164	26	3	1	13	0	6	10	3
	9	495	247	174	20	9	7	10	2	7	14	5
	10	655	314	241	32	1	10	18	7	13	13	6
	11	392	189	131	24	8	5	6	3	10	10	6
	12	501	269	162	22	11	4	11	4	6	9	3
	13	333	182	91	15	5	9	10	1	12	6	2
	14	596	318	187	37	4	5	14	6	7	12	6
	15	414	211	115	18	10	15	16	7	9	9	4
	16	419	231	119	16	9	11	11	5	9	6	2
	17	606	358	158	28	4	11	13	9	8	11	6
	18	430	241	118	20	8	9	10	6	6	10	2
	19	305	135	110	28	5	6	8	2	4	4	3
	20	503	290	140	24	3	8	7	6	6	10	9

PRESIDENT AND VICE PRESIDENT OF THE UNITED STATES  
DETAIL

LEGISLATIVE DISTRICT OR TOWN	ELECTION DISTRICT	TOTAL VOTES	HILLARY CLINTON AND TIM KAINE	DONALD J. TRUMP AND MICHAEL R. PENGE	DONALD J. TRUMP AND MICHAEL R. PENGE	JILL STEIN AND AJAMU BARAKA	HILLARY CLINTON AND TIM KAINE	GARY JOHNSON AND BILL WELD	HILLARY CLINTON AND TIM KAINE	GARY JOHNSON AND BILL WELD	SCATTER	BLANK AND VOID
			DEM	REP	CON	GRE	WOR	IND	WEP	LBT		
Pittsford	21	519	301	146	26	9	5	15	2	4	6	5
	22	589	331	187	24	8	2	8	6	6	11	6
	23	413	195	149	35	4	6	10	2	3	3	6
	24	539	289	178	28	5	5	8	4	6	5	11
	25	583	329	189	18	3	9	13	4	7	4	7
	26	486	241	166	22	8	9	11	5	10	8	6
	27	449	254	124	29	6	7	9	1	7	5	7
	28	428	258	118	19	7	6	7	3	6	2	2
	29	455	223	164	19	6	6	17	4	7	6	3
	30	435	275	118	11	2	7	8	3	5	2	4
	31	595	327	175	25	4	11	17	4	12	15	5
	32	525	296	152	22	11	5	9	4	7	9	10
	33	735	367	253	41	7	12	22	7	5	16	5
	34	850	470	274	21	7	6	28	6	13	18	7
Pittsford		16,775	9,186	5,096	771	215	251	414	142	250	280	170
Riga	1	780	276	341	75	8	9	26	8	16	12	9
	2	592	175	316	53	5	10	11	1	6	9	6
	3	377	138	185	32	5	0	7	1	3	3	3
	4	506	135	284	47	8	3	11	4	7	7	0
	5	494	121	284	44	4	5	20	1	9	4	2
	6	478	117	262	61	6	5	9	1	6	7	4
Riga		3,227	962	1,672	312	36	32	84	16	47	42	24
Rush	1	605	229	262	50	12	9	14	3	11	10	5
	2	422	128	199	45	3	5	14	5	3	8	12

PRESIDENT AND VICE PRESIDENT OF THE UNITED STATES  
DETAIL

LEGISLATIVE DISTRICT OR TOWN	ELECTION DISTRICT	TOTAL VOTES	HILLARY CLINTON AND TIM KAINE	DONALD J. TRUMP AND MICHAEL R. PENGE	DONALD J. TRUMP AND MICHAEL R. PENGE	JILL STEIN AND AJAMU BARAKA	HILLARY CLINTON AND TIM KAINE	GARY JOHNSON AND BILL WELD	HILLARY CLINTON AND TIM KAINE	GARY JOHNSON AND BILL WELD	SCATTER	BLANK AND VOID
			DEM	REP	CON	GRE	WOR	IND	WEP	LBT		
Rush	3	578	262	203	40	18	7	17	3	13	8	7
	4	590	202	266	50	4	14	19	4	12	11	8
Rush		2,195	821	930	185	37	35	64	15	39	37	32
Sweden	1	511	209	200	39	10	13	17	3	10	7	3
	2	283	153	84	12	5	7	9	4	1	6	2
	3	567	251	173	57	17	11	20	9	15	8	6
	4	580	230	237	51	13	10	16	4	7	7	5
	5	139	78	35	7	4	6	4	0	4	1	0
	6	437	179	150	48	7	13	24	4	7	2	3
	7	484	195	186	48	6	8	19	6	8	2	6
	8	421	128	197	60	8	5	10	2	5	0	6
	9	432	188	163	34	10	3	17	3	8	6	0
	10	673	180	353	86	6	7	19	0	14	5	3
	11	184	83	62	15	3	8	7	1	2	3	0
	12	445	133	209	61	8	5	10	4	4	7	4
Sweden		5,156	2,007	2,049	518	97	96	172	40	85	54	38
Webster	1	477	212	190	39	5	6	15	3	3	3	1
	2	768	371	285	31	8	19	16	10	15	6	7
	3	608	274	251	41	4	8	8	3	4	7	8
	4	275	104	119	17	6	7	11	2	3	4	2
	5	496	207	198	29	5	13	20	2	9	3	10
	6	436	194	163	26	9	5	15	5	7	8	4
	7	556	220	245	40	10	6	10	4	7	9	5
	8	448	180	179	42	7	8	15	5	4	4	4

PRESIDENT AND VICE PRESIDENT OF THE UNITED STATES  
DETAIL

LEGISLATIVE DISTRICT OR TOWN	ELECTION DISTRICT	TOTAL VOTES	HILLARY CLINTON AND TIM KAINE	DONALD J. TRUMP AND MICHAEL R. PENGE	DONALD J. TRUMP AND MICHAEL R. PENGE	JILL STEIN AND AJAMU BARAKA	HILLARY CLINTON AND TIM KAINE	GARY JOHNSON AND BILL WELD	HILLARY CLINTON AND TIM KAINE	GARY JOHNSON AND BILL WELD	SCATTER	BLANK AND VOID
			DEM	REP	CON	GRE	WOR	IND	WEP	LBT		
Webster												
	9	506	179	228	46	3	10	17	6	8	4	5
	10	1,063	440	453	75	9	13	29	8	10	18	8
	11	560	211	239	46	8	4	27	5	8	8	4
	12	625	241	278	49	4	4	18	4	10	11	6
	13	467	187	197	41	5	7	12	5	4	5	4
	14	445	207	167	30	6	6	14	2	3	6	4
	15	385	156	159	28	4	10	15	1	6	4	2
	16	687	305	281	44	3	5	21	4	5	10	9
	17	485	184	217	42	8	8	13	0	3	6	4
	18	371	156	153	25	7	5	10	3	4	6	2
	19	779	290	345	63	8	13	24	7	7	15	7
	20	704	239	344	59	6	7	21	1	13	8	6
	21	640	241	292	45	9	5	17	4	10	14	3
	22	546	195	246	44	16	13	14	1	8	4	5
	23	439	183	177	37	9	9	9	4	7	2	2
	24	1,222	493	521	99	10	13	33	10	23	13	7
	25	262	97	133	16	3	2	2	2	3	3	1
	26	566	233	235	41	6	8	15	5	11	10	2
	27	646	271	284	41	8	3	17	6	6	4	6
	28	517	214	223	35	5	4	16	3	10	4	3
	29	349	174	122	16	2	9	11	2	3	7	3
	30	382	211	105	25	8	11	6	5	3	3	5
	31	613	238	275	53	5	7	12	6	5	5	7
	32	694	240	329	70	9	6	14	2	9	9	6
	33	518	222	193	38	5	11	16	7	10	6	10
	34	303	136	131	20	1	2	2	1	3	3	4



PRESIDENT AND VICE PRESIDENT OF THE UNITED STATES  
DETAIL

LEGISLATIVE DISTRICT OR TOWN	ELECTION DISTRICT	TOTAL VOTES	HILLARY CLINTON AND TIM KAINE	DONALD J. TRUMP AND MICHAEL R. PENGE	DONALD J. TRUMP AND MICHAEL R. PENGE	JILL STEIN AND AJAMU BARAKA	HILLARY CLINTON AND TIM KAINE	GARY JOHNSON AND BILL WELD	HILLARY CLINTON AND TIM KAINE	GARY JOHNSON AND BILL WELD	SCATTER	BLANK AND VOID
			DEM	REP	CON	GRE	WOR	IND	WEP	LBT		
Webster												
	35	369	157	135	36	6	9	13	1	1	4	7
	36	453	200	173	41	3	2	8	3	8	9	6
	37	877	385	367	47	9	19	15	7	11	4	13
	38	557	264	222	25	6	4	13	2	7	8	6
	39	474	214	200	26	5	5	10	5	2	6	1
	40	1,126	540	448	56	12	10	19	6	14	8	13
	41	693	266	303	58	2	10	19	4	11	10	10
	42	557	226	237	42	6	6	18	2	7	7	6
	43	443	187	197	20	8	5	8	3	5	7	3
Webster		24,387	10,144	10,239	1,744	278	337	638	171	310	295	231
Wheatland												
	1	449	182	163	46	8	13	12	7	7	7	4
	2	471	146	230	54	3	3	15	2	4	8	6
	3	602	262	223	43	15	17	10	7	10	12	3
	4	505	215	183	34	8	9	26	7	10	6	7
	5	534	142	273	68	6	10	16	3	4	8	4
Wheatland		2,561	947	1,072	245	40	52	79	26	35	41	24
TOWNS		280,661	126,295	107,475	18,625	3,840	4,766	7,512	2,154	3,853	3,475	2,666
GRAND TOTAL:		350,968	179,142	116,476	20,106	5,289	6,588	8,640	2,862	4,565	4,122	3,178

UNITED STATES SENATOR  
SUMMARY

LEGISLATIVE DISTRICT OR TOWN	TOTAL VOTES	CHARLES E. SCHUMER DEM	WENDY LONG REP	WENDY LONG CON	ROBIN LAVERNE WILSON GRE	CHARLES E. SCHUMER WOR	CHARLES E. SCHUMER IND	CHARLES E. SCHUMER WEP	WENDY LONG REF	ALEX MERCED LBT	SCATTER	BLANK AND VOID
Leg. Dist. 07	911	527	199	46	16	33	32	5	2	8	0	43
Leg. Dist. 16	8	7	1	0	0	0	0	0	0	0	0	0
Leg. Dist. 21	9,006	6,516	808	221	249	373	171	136	22	115	9	386
Leg. Dist. 22	6,716	5,304	303	69	99	177	55	57	14	48	4	586
Leg. Dist. 23	10,304	7,003	1,275	283	343	486	226	146	37	164	5	336
Leg. Dist. 24	6,309	4,303	643	147	257	362	145	122	15	111	2	202
Leg. Dist. 25	7,622	5,915	368	85	193	284	86	101	20	66	5	499
Leg. Dist. 26	5,819	3,620	1,027	245	98	267	129	63	19	67	2	282
Leg. Dist. 27	9,801	7,735	601	153	151	329	121	92	24	59	4	532
Leg. Dist. 28	6,126	4,324	569	144	112	251	114	69	20	49	0	474
Leg. Dist. 29	7,677	5,652	649	164	114	238	104	91	32	51	2	580
CITY	70,299	50,906	6,443	1,557	1,632	2,800	1,183	882	205	738	33	3,920
Brighton	19,010	12,837	3,211	625	369	632	434	243	52	192	7	408
Chili	15,178	7,615	4,620	1,068	134	506	418	106	53	149	4	505
Clarkson	3,335	1,378	1,196	308	38	123	97	23	6	42	2	122
East Rochester	2,818	1,600	633	138	45	119	88	38	12	36	1	108
Gates	13,669	7,500	3,563	728	136	545	342	88	29	120	4	614
Greece	47,910	24,871	13,392	3,200	426	1,699	1,465	347	135	378	13	1,984
Hamlin	4,219	1,694	1,573	400	32	159	154	29	10	40	3	125
Henrietta	18,582	10,580	4,559	1,044	249	587	479	161	53	206	8	656
Irondequoit	27,323	16,389	5,931	1,304	334	964	811	261	83	245	8	993
Mendon	5,490	2,677	1,746	419	72	165	153	48	15	60	3	132
Ogden	10,618	4,752	3,596	930	96	340	296	91	27	91	1	398
Parma	8,311	3,456	2,927	792	66	323	273	46	23	80	1	324
Penfield	21,712	11,746	6,195	1,263	200	620	637	192	63	187	6	603
Perinton	28,166	15,859	7,759	1,612	265	672	774	247	73	249	10	646
Pittsford	16,773	9,980	4,431	788	165	331	379	132	47	150	6	364

UNITED STATES SENATOR  
SUMMARY

LEGISLATIVE DISTRICT OR TOWN	TOTAL VOTES	CHARLES E. SCHUMER DEM	WENDY LONG REP	WENDY LONG CON	ROBIN LAVERNE WILSON GRE	CHARLES E. SCHUMER WOR	CHARLES E. SCHUMER IND	CHARLES E. SCHUMER WEP	WENDY LONG REF	ALEX MERCED LBT	SCATTER	BLANK AND VOID
Riga	3,227	1,326	1,214	306	27	93	98	22	9	30	0	102
Rush	2,195	1,029	697	192	26	73	52	19	14	21	1	71
Sweden	5,156	2,405	1,539	485	80	205	168	51	18	49	3	153
Webster	24,387	12,734	7,308	1,633	213	673	687	170	76	191	2	700
Wheatland	2,561	1,162	826	233	43	83	73	28	13	30	1	69
TOWNS	280,640	151,590	76,916	17,468	3,016	8,912	7,878	2,342	811	2,546	84	9,077
GRAND TOTAL:	350,939	202,496	83,359	19,025	4,648	11,712	9,061	3,224	1,016	3,284	117	12,997

UNITED STATES SENATOR  
DETAIL

LEGISLATIVE DISTRICT OR TOWN	ELECTION DISTRICT	TOTAL VOTES	CHARLES E. SCHUMER	WENDY LONG	WENDY LONG	ROBIN LAVERNE WILSON	CHARLES E. SCHUMER	CHARLES E. SCHUMER	CHARLES E. SCHUMER	WENDY LONG	ALEX MERCED	SCATTER	BLANK AND VOID
			DEM	REP	CON	GRE	WOR	IND	WEP	REF	LBT		
Leg. Dist. 07													
	1	543	292	138	25	10	22	19	3	1	6	0	27
	2	368	235	61	21	6	11	13	2	1	2	0	16
Leg. Dist. 07													
		911	527	199	46	16	33	32	5	2	8	0	43
Leg. Dist. 16													
	1	8	7	1	0	0	0	0	0	0	0	0	0
Leg. Dist. 16													
		8	7	1	0	0	0	0	0	0	0	0	0
Leg. Dist. 21													
	1	373	225	41	10	18	34	10	8	1	12	2	12
	2	317	205	49	16	12	17	5	7	0	0	0	6
	3	220	155	24	13	3	9	5	2	0	1	0	8
	4	216	162	16	5	5	8	3	1	1	2	1	12
	5	225	146	18	7	15	18	4	4	1	5	0	7
	6	451	293	44	2	19	10	12	11	2	15	0	43
	7	558	397	66	16	11	22	8	4	2	11	1	20
	8	183	130	17	3	5	9	3	3	0	3	0	10
	9	411	277	55	10	13	19	9	10	1	3	0	14
	10	479	358	57	11	7	15	8	8	1	3	0	11
	11	351	289	22	8	5	9	5	1	0	1	0	11
	12	734	501	82	19	26	32	20	5	1	13	2	33
	13	253	167	16	3	11	26	4	10	0	6	0	10
	14	178	136	12	2	6	9	4	0	0	6	0	3
	15	496	375	43	16	10	16	9	5	2	2	0	18
	16	176	126	17	9	1	8	5	0	0	1	0	9
	17	381	274	26	4	17	10	10	10	0	5	0	25
	18	321	262	19	7	3	4	5	2	0	0	0	19
	19	209	163	11	1	2	7	3	6	1	0	1	14
	20	209	149	18	8	7	7	7	3	2	3	0	5
	21	297	237	18	6	3	8	4	4	0	2	0	15
	22	408	323	18	8	11	11	3	10	2	5	0	17
	23	361	275	30	8	6	14	7	7	2	2	0	10
	24	501	328	67	20	17	24	9	8	3	8	0	17

UNITED STATES SENATOR  
DETAIL

LEGISLATIVE DISTRICT OR TOWN	ELECTION DISTRICT	TOTAL VOTES	CHARLES E. SCHUMER	WENDY LONG	WENDY LONG	ROBIN LAVERNE WILSON	CHARLES E. SCHUMER	CHARLES E. SCHUMER	CHARLES E. SCHUMER	WENDY LONG	ALEX MERCED	SCATTER	BLANK AND VOID
			DEM	REP	CON	GRE	WOR	IND	WEP	REF	LBT		
Leg. Dist. 21													
	25	328	274	6	4	6	12	3	4	0	3	0	16
	26	119	95	6	2	3	5	2	1	0	2	1	2
	27	251	194	10	3	7	10	4	2	0	1	1	19
Leg. Dist. 21		9,006	6,516	808	221	249	373	171	136	22	115	9	386
Leg. Dist. 22													
	1	460	385	18	1	3	10	4	6	1	2	1	29
	2	183	147	2	2	3	5	3	2	0	2	0	17
	3	305	206	13	5	4	6	3	1	1	1	0	65
	4	193	155	10	2	1	4	0	1	0	0	0	20
	5	237	195	7	1	5	3	2	3	0	2	0	19
	6	251	210	5	2	1	4	2	1	0	0	0	26
	7	191	145	10	1	2	7	1	4	1	2	0	18
	8	292	230	13	4	3	12	2	7	0	2	1	18
	9	225	167	18	4	3	5	1	0	1	2	0	24
	10	213	184	8	1	2	3	0	1	1	0	0	13
	11	326	259	15	4	12	8	3	0	1	0	1	23
	12	208	162	10	0	2	3	2	3	1	3	0	22
	13	114	90	1	0	0	4	0	1	0	3	0	15
	14	257	202	17	2	1	12	2	1	0	3	0	17
	15	347	283	6	5	8	13	0	1	2	2	1	26
	16	132	107	5	1	1	3	0	2	0	1	0	12
	17	133	103	4	1	0	5	3	1	0	2	0	14
	18	184	141	5	1	4	3	1	1	1	1	0	26
	19	196	157	6	2	3	4	2	2	0	1	0	19
	20	314	267	6	6	3	5	3	0	1	2	0	21
	21	178	137	12	1	2	1	1	2	0	1	0	21
	22	357	291	12	5	4	13	1	3	0	1	0	27
	23	188	151	7	1	2	5	0	0	0	0	0	22
	24	115	89	9	1	3	2	1	1	0	1	0	8
	25	517	378	41	9	13	19	8	5	1	4	0	39
	26/25-19	289	215	33	3	8	5	4	2	2	8	0	9

UNITED STATES SENATOR  
DETAIL

LEGISLATIVE DISTRICT OR TOWN	ELECTION DISTRICT	TOTAL VOTES	CHARLES E. SCHUMER	WENDY LONG	WENDY LONG	ROBIN LAVERNE WILSON	CHARLES E. SCHUMER	CHARLES E. SCHUMER	CHARLES E. SCHUMER	WENDY LONG	ALEX MERCED	SCATTER	BLANK AND VOID
			DEM	REP	CON	GRE	WOR	IND	WEP	REF	LBT		
Leg. Dist. 22	27	311	248	10	4	6	13	6	6	0	2	0	16
Leg. Dist. 22		6,716	5,304	303	69	99	177	55	57	14	48	4	586
Leg. Dist. 23	1	198	140	29	2	5	4	5	4	0	4	0	5
	2	380	252	31	9	28	21	14	2	2	8	0	13
	3	284	176	37	3	16	18	8	3	1	12	0	10
	4	522	379	68	9	16	15	8	5	0	9	0	13
	5	265	177	25	7	12	10	8	5	1	5	1	14
	6	224	153	30	3	7	11	7	4	0	4	0	5
	7	430	276	50	10	23	27	9	6	1	9	0	19
	8	391	264	44	11	14	28	5	7	3	7	0	8
	9	261	198	23	7	5	10	6	6	0	4	0	2
	10	315	219	34	8	14	12	9	1	0	6	1	11
	11	359	263	34	6	11	26	6	1	1	2	0	9
	12	424	290	63	17	10	16	7	7	0	5	0	9
	13	335	231	52	4	4	12	8	2	2	3	0	17
	14	371	255	38	2	27	19	6	7	3	6	0	8
	15	268	182	34	8	8	13	6	5	0	4	0	8
	16	182	118	30	6	5	7	7	3	1	1	0	4
	17	498	318	60	17	19	30	9	9	3	3	0	30
	18	691	454	92	33	11	41	14	12	4	9	0	21
	19	402	251	74	13	9	20	10	5	3	6	1	10
	20	431	300	42	12	18	23	9	6	0	9	0	12
	21	323	215	54	12	10	13	5	5	0	3	1	5
	22	314	222	50	6	1	15	5	3	0	4	0	8
	23	233	163	17	4	11	13	4	5	0	4	0	12
	24	359	241	50	14	6	9	5	4	2	7	1	20
	25	494	354	57	14	4	19	10	8	2	11	0	15
	26	580	403	73	18	12	19	18	8	4	7	0	18
	27	272	175	37	16	6	13	12	4	2	1	0	6
	28	419	283	33	11	30	18	6	8	2	9	0	19

UNITED STATES SENATOR  
DETAIL

LEGISLATIVE DISTRICT OR TOWN	ELECTION DISTRICT	TOTAL VOTES	CHARLES E. SCHUMER	WENDY LONG	WENDY LONG	ROBIN LAVERNE WILSON	CHARLES E. SCHUMER	CHARLES E. SCHUMER	CHARLES E. SCHUMER	WENDY LONG	ALEX MERCED	SCATTER	BLANK AND VOID
			DEM	REP	CON	GRE	WOR	IND	WEP	REF	LBT		
Leg. Dist. 23													
	29	79	51	14	1	1	4	0	1	0	2	0	5
Leg. Dist. 23		10,304	7,003	1,275	283	343	486	226	146	37	164	5	336
Leg. Dist. 24													
	1	423	302	29	10	8	37	13	13	1	3	0	7
	2/22	332	241	25	7	13	24	8	6	0	3	0	5
	3/23	321	236	29	5	10	20	6	6	0	5	0	4
	4	469	315	40	9	27	27	10	15	2	8	1	15
	5/24	434	305	63	12	12	9	8	4	1	8	0	12
	6	291	205	24	8	13	15	7	6	0	5	0	8
	7/19	332	236	35	9	13	11	4	3	0	8	0	13
	8	317	207	44	12	11	11	5	6	1	12	0	8
	9	252	169	35	13	10	5	9	4	0	7	0	0
	10	468	314	38	5	24	45	12	12	0	9	0	9
	11/12	282	200	39	2	3	7	3	4	0	2	0	22
	13	409	284	29	9	16	30	9	9	2	7	0	14
	14/21	534	341	50	11	35	40	15	10	3	10	0	19
	15	440	271	50	11	18	30	12	10	0	6	0	32
	16	376	255	43	10	18	26	8	2	3	3	0	8
	17	139	97	27	2	1	1	1	0	1	2	1	6
	18	411	271	39	11	19	17	14	11	1	11	0	17
	20	79	54	4	1	6	7	1	1	0	2	0	3
Leg. Dist. 24		6,309	4,303	643	147	257	362	145	122	15	111	2	202
Leg. Dist. 25													
	1	436	333	40	5	13	15	7	5	0	5	1	12
	2	361	283	14	1	18	13	2	4	1	3	1	21
	3	410	333	17	5	5	11	3	5	0	2	0	29
	4/24	205	153	15	3	2	8	3	1	0	0	0	20
	5	350	283	9	2	5	10	1	3	0	1	0	36
	6	273	184	15	10	19	21	2	4	1	9	1	7
	7	437	369	5	2	5	7	6	2	2	0	0	39
	8	361	304	10	3	5	8	0	7	2	2	0	20

UNITED STATES SENATOR  
DETAIL

LEGISLATIVE DISTRICT OR TOWN	ELECTION DISTRICT	TOTAL VOTES	CHARLES E. SCHUMER	WENDY LONG	WENDY LONG	ROBIN LAVERNE WILSON	CHARLES E. SCHUMER	CHARLES E. SCHUMER	CHARLES E. SCHUMER	WENDY LONG	ALEX MERCED	SCATTER	BLANK AND VOID
			DEM	REP	CON	GRE	WOR	IND	WEP	REF	LBT		
Leg. Dist. 25													
	9	178	146	0	1	1	4	2	5	1	2	0	16
	10	376	300	16	3	7	15	4	2	1	3	0	25
	11	185	152	1	2	1	6	0	5	0	0	0	18
	12/28	373	250	23	4	25	37	6	12	0	7	0	9
	13	330	264	4	2	8	16	1	3	0	3	0	29
	14	184	136	10	5	4	14	5	4	1	3	0	2
	15	272	243	4	0	2	7	0	2	1	1	0	12
	16	313	243	17	3	1	11	1	5	0	1	0	31
	17	262	207	5	3	3	11	2	3	1	1	0	26
	18	423	348	21	3	9	8	2	1	1	1	2	27
	20	121	85	14	3	2	6	2	0	1	3	0	5
	21/28-19	265	201	16	6	3	8	6	3	1	3	0	18
	22	248	190	15	2	10	9	8	2	0	2	0	10
	23	211	163	16	0	6	2	2	4	0	2	0	16
	25	562	415	46	12	16	15	8	6	3	5	0	36
	26/27	185	120	14	0	7	7	10	7	2	2	0	16
	29/30	301	210	21	5	16	15	3	6	1	5	0	19
Leg. Dist. 25		7,622	5,915	368	85	193	284	86	101	20	66	5	499
Leg. Dist. 26													
	1	583	342	124	29	6	32	9	6	1	7	0	27
	2	256	161	48	15	6	10	5	2	0	4	0	5
	3	175	104	37	4	3	12	2	1	1	4	0	7
	4	313	179	71	13	4	17	10	5	0	2	0	12
	5	329	226	43	12	9	8	7	3	1	2	0	18
	6	289	208	25	7	4	15	5	4	0	0	0	21
	7	381	258	59	14	3	13	3	2	0	4	0	25
	8	354	252	39	14	4	12	8	2	0	3	0	20
	9	382	244	50	15	7	19	8	6	4	8	1	20
	10	395	263	53	13	5	20	10	6	4	3	0	18
	11	318	192	62	7	10	11	6	2	2	4	0	22
	12	342	178	91	16	7	18	10	6	0	5	0	11



UNITED STATES SENATOR  
DETAIL

LEGISLATIVE DISTRICT OR TOWN	ELECTION DISTRICT	TOTAL VOTES	CHARLES E. SCHUMER	WENDY LONG	WENDY LONG	ROBIN LAVERNE WILSON	CHARLES E. SCHUMER	CHARLES E. SCHUMER	CHARLES E. SCHUMER	WENDY LONG	ALEX MERCED	SCATTER	BLANK AND VOID
			DEM	REP	CON	GRE	WOR	IND	WEP	REF	LBT		
Leg. Dist. 26													
	13	365	207	80	24	1	18	12	1	2	7	0	13
	14	383	234	67	27	6	20	8	7	1	2	0	11
	15	345	235	41	9	6	15	9	5	0	3	0	22
	16	324	172	76	17	11	13	13	1	1	8	0	12
	17	285	165	61	9	6	14	4	4	2	1	1	18
Leg. Dist. 26		5,819	3,620	1,027	245	98	267	129	63	19	67	2	282
Leg. Dist. 27													
	1	421	331	29	15	3	13	6	5	0	3	0	16
	2	433	350	24	13	4	15	2	1	2	5	0	17
	3	359	261	37	11	9	13	2	3	0	5	0	18
	4	439	348	28	11	7	16	7	5	3	5	0	9
	5	449	368	13	4	6	20	8	6	0	1	0	23
	6	426	350	15	8	2	12	2	4	0	1	0	32
	7	404	302	28	7	10	16	6	3	1	3	0	28
	8	682	556	25	3	5	22	6	8	2	3	0	52
	9	430	348	19	4	7	19	3	4	2	0	0	24
	10	396	294	32	10	14	13	7	5	1	4	0	16
	11	486	381	37	6	13	17	5	5	1	3	0	18
	12	375	292	21	6	6	15	8	5	3	7	0	12
	13	436	383	11	3	7	9	7	2	0	0	0	14
	14	324	275	11	2	3	3	2	3	0	2	0	23
	15	390	321	10	6	2	17	2	5	0	1	1	25
	16	409	320	18	8	14	6	5	4	1	3	0	30
	17	494	388	39	0	5	16	6	1	0	3	0	36
	18	442	326	57	9	6	11	9	2	0	3	0	19
	19	449	367	11	4	9	18	2	5	0	4	2	27
	20	291	248	7	3	2	9	2	2	0	0	0	18
	21	216	179	7	4	4	8	1	4	0	1	0	8
	22	349	229	54	3	6	16	7	1	4	1	0	28
	23	275	228	6	1	5	7	1	4	3	0	0	20
	25	182	126	24	7	1	7	6	1	0	1	1	8

UNITED STATES SENATOR  
DETAIL

LEGISLATIVE DISTRICT OR TOWN	ELECTION DISTRICT	TOTAL VOTES	CHARLES E. SCHUMER	WENDY LONG	WENDY LONG	ROBIN LAVERNE WILSON	CHARLES E. SCHUMER	CHARLES E. SCHUMER	CHARLES E. SCHUMER	WENDY LONG	ALEX MERCED	SCATTER	BLANK AND VOID
			DEM	REP	CON	GRE	WOR	IND	WEP	REF	LBT		
Leg. Dist. 27													
	26	244	164	38	5	1	11	9	4	1	0	0	11
Leg. Dist. 27		9,801	7,735	601	153	151	329	121	92	24	59	4	532
Leg. Dist. 28													
	1	355	243	32	5	8	20	4	2	1	7	0	33
	2	235	167	21	12	8	9	5	1	0	0	0	12
	3	234	196	6	3	3	7	2	1	0	1	0	15
	4	221	137	29	3	4	9	8	6	1	1	0	23
	5	206	145	22	5	3	5	7	1	1	4	0	13
	6	447	314	41	11	10	21	7	9	2	6	0	26
	7	560	385	61	12	11	19	15	6	2	7	0	42
	8	312	251	9	3	3	6	1	3	1	2	0	33
	9	353	237	53	14	10	12	8	5	2	0	0	12
	10	145	96	11	2	2	8	3	6	0	0	0	17
	11	289	212	18	3	7	13	2	3	1	0	0	30
	12	203	136	17	6	3	4	6	3	2	0	0	26
	13	345	227	30	8	5	14	11	3	2	2	0	43
	14	348	262	28	10	6	10	5	2	2	2	0	21
	15	151	97	16	3	0	10	2	3	0	0	0	20
	16	289	201	37	5	3	9	7	2	0	2	0	23
	17	57	39	7	3	1	1	1	0	0	1	0	4
	18	314	232	24	7	9	15	6	3	0	2	0	16
	20	454	305	59	13	6	27	10	3	1	3	0	27
	21	406	292	33	12	8	24	2	6	2	6	0	21
	22	202	150	15	4	2	8	2	1	0	3	0	17
Leg. Dist. 28		6,126	4,324	569	144	112	251	114	69	20	49	0	474
Leg. Dist. 29													
	1	53	41	4	0	0	3	3	1	0	0	0	1
	2	154	100	11	4	1	9	4	4	1	3	0	17
	3	18	18	0	0	0	0	0	0	0	0	0	0
	4	379	256	47	12	5	13	8	6	2	4	0	26
	5	398	307	29	10	0	14	3	6	5	2	0	22

UNITED STATES SENATOR  
DETAIL

LEGISLATIVE DISTRICT OR TOWN	ELECTION DISTRICT	TOTAL VOTES	CHARLES E. SCHUMER	WENDY LONG	WENDY LONG	ROBIN LAVERNE WILSON	CHARLES E. SCHUMER	CHARLES E. SCHUMER	CHARLES E. SCHUMER	WENDY LONG	ALEX MERCED	SCATTER	BLANK AND VOID
			DEM	REP	CON	GRE	WOR	IND	WEP	REF	LBT		
Leg. Dist. 29													
	6	253	194	31	3	2	6	0	6	0	0	0	11
	7	244	151	40	11	2	11	6	3	1	4	0	15
	8	104	78	7	2	2	4	0	3	0	0	0	8
	9	557	404	49	8	7	13	9	4	3	5	0	55
	10	496	409	28	9	5	9	5	3	0	3	0	25
	11	335	222	46	6	9	6	10	5	3	9	0	19
	12	431	337	31	10	6	9	4	8	1	4	0	21
	13	277	229	6	1	2	8	2	1	1	1	0	26
	14	132	94	13	4	4	10	1	1	1	0	0	4
	15	389	300	18	3	2	7	4	4	0	1	1	49
	16	145	121	6	1	0	3	1	1	0	1	0	11
	17	234	162	24	9	3	10	6	2	1	2	0	15
	18	318	201	56	15	5	15	8	6	2	1	0	9
	19	223	156	20	3	4	6	4	1	1	0	0	28
	20	518	381	23	8	20	20	6	9	4	3	0	44
	21	396	284	39	13	9	18	7	3	2	3	0	18
	22	170	139	5	2	3	2	0	2	0	0	0	17
	23	302	183	33	8	7	13	1	3	0	4	1	49
	24	489	380	36	11	8	13	6	7	1	1	0	26
	25/28	464	353	38	10	5	9	4	1	1	0	0	43
	26	198	152	9	1	3	7	2	1	2	0	0	21
Leg. Dist. 29		7,677	5,652	649	164	114	238	104	91	32	51	2	580
CITY		70,299	50,906	6,443	1,557	1,632	2,800	1,183	882	205	738	33	3,920
Brighton													
	1	511	344	65	16	15	26	11	14	1	11	0	8
	2	325	179	80	19	6	14	7	5	2	5	0	8
	3	434	266	87	15	5	19	13	6	3	4	0	16
	4	437	296	62	12	9	24	6	10	0	5	1	12
	5	446	323	63	10	8	19	5	7	0	3	0	8
	6	599	392	125	21	10	21	9	4	2	9	0	6
	7	390	253	74	15	14	12	9	2	0	4	0	7

UNITED STATES SENATOR  
DETAIL

LEGISLATIVE DISTRICT OR TOWN	ELECTION DISTRICT	TOTAL VOTES	CHARLES E. SCHUMER	WENDY LONG	WENDY LONG	ROBIN LAVERNE WILSON	CHARLES E. SCHUMER	CHARLES E. SCHUMER	CHARLES E. SCHUMER	WENDY LONG	ALEX MERCED	SCATTER	BLANK AND VOID
			DEM	REP	CON	GRE	WOR	IND	WEP	REF	LBT		
Brighton	8	456	261	143	14	3	8	12	6	1	3	0	5
	9	407	275	59	15	8	12	11	6	2	9	0	10
	10	487	363	76	14	2	8	6	6	0	4	0	8
	11	525	342	92	22	11	15	20	9	0	2	1	11
	12	552	399	79	17	11	20	10	6	1	3	0	6
	13	297	197	58	8	5	9	11	4	0	2	0	3
	14	368	253	45	3	16	18	9	8	0	8	0	8
	15	374	241	58	19	9	13	13	8	3	2	0	8
	16	300	152	116	15	1	2	3	1	1	2	0	7
	17	258	205	29	4	2	3	1	2	0	0	0	12
	18	422	298	61	10	14	13	9	6	2	5	1	3
	19	280	191	40	14	3	13	3	3	2	8	0	3
	20	355	226	59	15	10	16	7	3	1	3	0	15
	21	387	252	65	15	7	16	11	8	1	3	0	9
	22	445	304	80	17	3	11	4	10	1	3	0	12
	23	330	244	46	13	7	7	4	0	1	1	0	7
	24	477	330	81	19	5	16	12	4	1	2	0	7
	25	342	236	47	7	5	24	6	5	0	4	0	8
	26	352	219	71	19	11	11	8	2	1	4	0	6
	27	332	227	59	12	7	11	6	4	0	2	0	4
	28	570	388	109	13	10	21	12	4	0	3	0	10
	29	344	215	83	17	1	5	12	2	1	5	0	3
	30	788	600	94	12	7	21	19	8	2	2	1	22
	31	371	261	54	6	6	18	11	4	1	2	0	8
	32	475	322	67	12	8	21	18	7	4	7	0	9
	33	466	328	76	8	15	11	12	4	2	3	0	7
	34	429	273	75	18	7	20	14	10	1	6	0	5
	35	393	280	47	15	10	14	6	2	1	6	0	12
	36	408	245	57	17	23	10	9	7	1	19	1	19
	37	327	238	48	8	8	10	9	3	0	1	0	2
	38	472	309	87	16	10	15	9	9	1	1	1	14
	39	358	232	57	22	5	15	8	6	4	1	0	8

UNITED STATES SENATOR  
DETAIL

LEGISLATIVE DISTRICT OR TOWN	ELECTION DISTRICT	TOTAL VOTES	CHARLES E. SCHUMER	WENDY LONG	WENDY LONG	ROBIN LAVERNE WILSON	CHARLES E. SCHUMER	CHARLES E. SCHUMER	CHARLES E. SCHUMER	WENDY LONG	ALEX MERCED	SCATTER	BLANK AND VOID
			DEM	REP	CON	GRE	WOR	IND	WEP	REF	LBT		
Brighton													
	40	711	518	95	17	9	23	20	6	4	7	0	12
	41	627	433	92	16	15	15	19	11	2	11	0	13
	42	143	100	17	12	2	6	2	2	1	0	1	0
	43	479	329	91	13	10	6	9	2	0	1	0	18
	44	175	110	25	5	7	8	5	3	1	3	0	8
	45	332	211	75	12	6	9	9	3	0	2	0	5
	46	254	177	42	6	3	3	5	1	0	1	0	16
Brighton		19,010	12,837	3,211	625	369	632	434	243	52	192	7	408
Chili													
	1	342	181	104	27	2	7	10	2	0	5	0	4
	2	526	189	203	45	7	20	21	4	5	6	0	26
	3	519	252	155	37	8	15	13	6	0	14	0	19
	4	346	166	123	29	0	6	7	3	0	3	0	9
	5	424	227	122	31	5	10	8	1	2	6	0	12
	6	443	201	138	40	0	13	8	7	2	8	0	26
	7	271	171	53	12	2	13	6	2	2	3	0	7
	8	458	216	165	38	0	10	12	2	2	1	0	12
	9	436	221	129	32	5	19	15	3	2	2	0	8
	10	309	130	104	36	2	10	9	2	4	4	1	7
	11	473	232	159	27	6	13	14	4	2	7	0	9
	12	443	249	111	29	3	16	13	2	2	3	2	13
	13	631	304	204	45	6	11	20	5	0	10	0	26
	14	442	206	151	41	5	11	9	2	0	3	0	14
	15	374	175	111	31	3	12	20	5	1	5	0	11
	16	842	408	286	65	8	25	19	3	2	4	0	22
	17	1,027	511	340	61	7	33	25	8	1	5	0	36
	18	489	227	175	27	2	15	22	4	1	3	0	13
	19	415	236	117	19	1	17	9	2	1	0	0	13
	20	600	339	150	36	6	22	16	4	1	7	0	19
	21	302	169	89	15	1	10	6	1	2	1	1	7
	22	512	296	118	30	7	25	10	2	3	9	0	12

UNITED STATES SENATOR  
DETAIL

LEGISLATIVE DISTRICT OR TOWN	ELECTION DISTRICT	TOTAL VOTES	CHARLES E. SCHUMER	WENDY LONG	WENDY LONG	ROBIN LAVERNE WILSON	CHARLES E. SCHUMER	CHARLES E. SCHUMER	CHARLES E. SCHUMER	WENDY LONG	ALEX MERCED	SCATTER	BLANK AND VOID
			DEM	REP	CON	GRE	WOR	IND	WEP	REF	LBT		
Chili													
	23	349	167	108	23	3	18	9	0	3	1	0	17
	24	935	478	273	63	8	27	27	5	4	4	0	46
	25	386	234	66	20	5	19	11	4	0	6	0	21
	26	585	254	200	48	3	21	20	6	1	11	0	21
	27	417	212	115	29	6	19	15	4	3	1	0	13
	28	362	197	90	26	4	10	8	2	2	2	0	21
	29	285	143	83	24	3	8	10	2	3	3	0	6
	30	309	155	84	23	4	19	7	3	0	5	0	9
	31	430	232	131	23	3	15	9	5	1	2	0	9
	32	496	237	163	36	9	17	10	1	1	5	0	17
Chili		15,178	7,615	4,620	1,068	134	506	418	106	53	149	4	505
Clarkson													
	1	641	264	239	67	2	22	21	3	1	4	0	18
	2	88	29	30	9	3	3	4	0	0	1	0	9
	3	497	220	177	41	3	19	11	3	2	3	0	18
	4	717	283	285	61	6	30	21	4	0	11	0	16
	5	989	408	317	101	17	33	29	8	2	20	1	53
	6	403	174	148	29	7	16	11	5	1	3	1	8
Clarkson		3,335	1,378	1,196	308	38	123	97	23	6	42	2	122
East Rochester													
	1	489	278	117	18	6	15	21	6	2	3	0	23
	2	402	242	83	19	6	15	10	7	1	5	0	14
	3	372	217	84	22	9	12	8	4	1	5	0	10
	4	369	206	92	10	7	19	11	4	0	4	0	16
	5	365	194	77	25	5	25	14	6	1	9	0	9
	6	436	263	92	22	5	9	12	3	4	3	0	23
	7	385	200	88	22	7	24	12	8	3	7	1	13
East Rochester		2,818	1,600	633	138	45	119	88	38	12	36	1	108

UNITED STATES SENATOR  
DETAIL

LEGISLATIVE DISTRICT OR TOWN	ELECTION DISTRICT	TOTAL VOTES	CHARLES E. SCHUMER	WENDY LONG	WENDY LONG	ROBIN LAVERNE WILSON	CHARLES E. SCHUMER	CHARLES E. SCHUMER	CHARLES E. SCHUMER	WENDY LONG	ALEX MERCED	SCATTER	BLANK AND VOID
			DEM	REP	CON	GRE	WOR	IND	WEP	REF	LBT		
Gates	1	271	158	62	16	2	17	6	0	1	1	0	8
	2	359	215	80	16	2	15	9	0	1	3	0	18
	3	385	195	96	26	8	15	12	4	1	5	0	23
	4	411	215	105	22	1	22	10	4	2	1	0	29
	5	442	255	111	23	2	17	11	4	0	6	0	13
	6	433	264	97	17	8	19	10	4	0	3	0	11
	7	816	418	253	45	3	32	19	4	1	5	1	35
	8	306	184	72	15	5	14	3	0	1	2	0	10
	9	469	270	121	17	5	17	9	8	0	4	0	18
	10	234	145	50	15	1	5	9	1	0	1	1	6
	11	302	172	75	15	0	18	4	2	2	3	0	11
	12	282	152	67	11	5	14	5	3	1	3	0	21
	13	446	231	127	24	3	17	9	3	0	6	0	26
	14	327	183	74	18	1	15	11	0	2	5	0	18
	15	648	365	165	31	7	22	18	3	0	6	0	31
	16	316	202	72	11	1	13	4	0	1	0	0	12
	17	403	225	101	21	2	11	13	3	0	3	1	23
	18	455	228	125	31	3	22	7	3	2	4	0	30
	19	364	184	111	22	6	12	8	3	0	3	0	15
	20	364	183	113	21	2	10	19	4	0	3	0	9
	21	351	199	96	10	2	20	8	0	2	1	0	13
	22	300	159	72	26	4	11	7	1	3	4	0	13
	23	378	194	108	29	5	14	12	1	1	6	0	8
	24	677	392	164	36	4	27	18	5	0	4	0	27
	25	338	180	90	15	6	10	11	3	0	5	0	18
	26	493	230	148	40	9	21	19	5	3	3	0	15
	27	526	283	150	21	6	16	10	2	2	2	1	33
	28	327	164	97	26	2	12	7	1	0	4	0	14
	29	395	220	91	21	8	12	13	7	2	7	0	14
	30	256	143	69	14	5	10	1	0	0	0	0	14
	31	322	184	73	15	3	18	4	2	0	6	0	17
	32	424	226	113	26	3	20	8	2	0	7	0	19

UNITED STATES SENATOR  
DETAIL

LEGISLATIVE DISTRICT OR TOWN	ELECTION DISTRICT	TOTAL VOTES	CHARLES E. SCHUMER	WENDY LONG	WENDY LONG	ROBIN LAVERNE WILSON	CHARLES E. SCHUMER	CHARLES E. SCHUMER	CHARLES E. SCHUMER	WENDY LONG	ALEX MERCED	SCATTER	BLANK AND VOID
			DEM	REP	CON	GRE	WOR	IND	WEP	REF	LBT		
Gates	33	207	138	40	4	5	6	3	3	0	0	0	8
	34	369	192	105	18	4	12	12	2	1	3	0	20
	35	273	152	70	10	3	9	13	1	0	1	0	14
Gates		13,669	7,500	3,563	728	136	545	342	88	29	120	4	614
Greece	1	362	157	121	30	2	14	12	4	2	7	0	13
	2	461	208	147	45	4	23	18	2	0	2	0	12
	3	344	190	106	16	6	9	4	2	1	2	0	8
	4	335	183	88	24	4	9	7	4	1	3	1	11
	5	297	179	72	10	4	13	7	0	1	3	0	8
	6	327	177	72	18	6	10	9	6	1	6	0	22
	7	437	241	97	21	3	18	18	3	2	8	0	26
	8	395	197	101	22	3	18	19	4	3	4	0	24
	9	405	227	86	24	6	22	14	3	0	3	0	20
	10	361	191	93	17	6	23	9	3	2	6	0	11
	11	200	110	48	7	7	9	4	2	1	3	0	9
	12	267	139	70	17	2	11	8	6	1	2	0	11
	13	332	186	80	21	4	17	15	1	0	1	0	7
	14	287	153	77	20	6	10	5	5	2	1	1	7
	15	354	176	110	26	2	11	12	4	2	1	1	9
	16	279	146	82	16	2	10	7	2	1	1	0	12
	17	527	253	185	35	4	16	14	3	0	3	1	13
	18	457	237	120	30	1	22	21	4	2	6	0	14
	19	342	184	82	20	2	15	10	2	2	5	0	20
	20	386	194	91	28	2	24	18	7	2	6	0	14
	21	359	162	98	35	8	17	19	4	1	4	0	11
	22	324	191	83	19	1	14	8	0	0	1	0	7
	23	571	322	136	24	6	19	17	6	0	7	0	34
	24	555	253	196	36	3	12	21	2	2	3	0	27
	25	384	178	103	25	10	17	14	7	2	6	0	22
	26	290	159	73	20	2	9	12	2	0	3	0	10



UNITED STATES SENATOR  
DETAIL

LEGISLATIVE DISTRICT OR TOWN	ELECTION DISTRICT	TOTAL VOTES	CHARLES E. SCHUMER	WENDY LONG	WENDY LONG	ROBIN LAVERNE WILSON	CHARLES E. SCHUMER	CHARLES E. SCHUMER	CHARLES E. SCHUMER	WENDY LONG	ALEX MERCED	SCATTER	BLANK AND VOID
			DEM	REP	CON	GRE	WOR	IND	WEP	REF	LBT		
Greece													
	27	669	342	187	40	6	20	17	5	0	4	0	48
	28	525	272	154	35	2	17	14	4	2	1	0	24
	29	407	224	102	30	2	16	16	1	0	3	0	13
	30	294	156	55	22	5	16	11	5	1	3	0	20
	31	325	182	91	19	1	6	4	2	0	5	0	15
	32	405	227	86	24	9	16	13	2	3	4	0	21
	33	521	249	162	46	2	14	13	5	1	6	0	23
	34	431	213	111	43	6	16	16	1	2	3	0	20
	35	391	195	109	24	4	23	13	0	0	4	0	19
	36	574	319	141	35	6	23	8	4	2	1	0	35
	37	279	136	76	36	4	11	7	2	1	0	0	6
	38	594	299	173	40	12	15	24	5	0	3	0	23
	39	286	143	88	23	2	6	7	4	1	1	1	10
	40	361	198	98	19	5	9	14	0	1	4	0	13
	41	464	248	113	27	6	21	17	8	0	3	0	21
	42	377	217	79	29	0	8	17	3	4	4	0	16
	43	439	195	142	45	3	23	17	3	1	0	0	10
	44	580	293	174	37	2	16	15	5	2	4	0	32
	45	689	289	263	51	2	14	26	8	1	5	0	30
	46	304	181	47	23	4	21	10	2	0	1	0	15
	47	411	218	95	29	4	18	16	5	4	11	0	11
	48	302	148	82	19	4	9	11	1	1	1	0	26
	49	294	151	90	18	2	14	9	1	0	1	0	8
	50	388	210	98	38	2	12	12	1	0	2	0	13
	51	268	137	86	10	5	7	10	2	0	1	0	10
	52	532	277	148	38	6	16	17	5	3	4	0	18
	53	444	282	77	20	3	23	14	3	1	1	0	20
	54	488	243	160	38	4	9	14	2	2	1	0	15
	55	316	174	73	31	1	5	11	3	0	2	0	16
	56	490	267	127	30	7	18	15	6	1	1	0	18
	57	420	227	115	28	3	11	10	4	1	2	0	19
	58	530	286	145	34	4	17	18	3	1	4	0	18

UNITED STATES SENATOR  
DETAIL

LEGISLATIVE DISTRICT OR TOWN	ELECTION DISTRICT	TOTAL VOTES	CHARLES E. SCHUMER	WENDY LONG	WENDY LONG	ROBIN LAVERNE WILSON	CHARLES E. SCHUMER	CHARLES E. SCHUMER	CHARLES E. SCHUMER	WENDY LONG	ALEX MERCED	SCATTER	BLANK AND VOID
			DEM	REP	CON	GRE	WOR	IND	WEP	REF	LBT		
Greece													
	59	365	234	51	21	7	16	8	3	1	2	0	22
	60	368	200	105	18	6	11	6	3	5	2	0	12
	61	437	253	104	19	3	14	9	6	2	7	0	20
	62	540	306	135	35	5	11	12	6	0	5	0	25
	63	477	264	117	34	3	20	9	2	3	5	0	20
	64	347	183	103	13	4	11	6	5	0	4	1	17
	65	385	228	112	12	3	11	8	2	0	0	0	9
	66	234	136	53	19	1	11	4	0	0	6	1	3
	67	379	192	110	28	4	18	11	2	1	2	0	11
	68	491	250	133	41	4	20	14	2	1	6	1	19
	69	276	145	68	27	5	9	10	1	0	3	0	8
	70	1,126	533	389	71	11	31	31	5	3	8	0	44
	71	517	267	145	41	3	14	13	3	0	2	0	29
	72	600	307	173	47	6	9	14	3	3	5	0	33
	73	266	137	78	24	2	8	6	1	0	2	0	8
	74	438	260	88	21	7	12	20	2	1	3	0	24
	75	353	173	104	23	4	12	9	4	1	7	0	16
	76	327	122	138	24	0	15	12	1	3	5	0	7
	77	480	270	135	22	4	19	2	5	2	4	0	17
	78	310	159	89	20	1	20	10	2	2	0	0	7
	79	788	402	242	61	1	23	26	6	2	8	0	17
	80	548	265	173	46	5	22	10	4	0	1	0	22
	81	269	143	91	11	0	10	7	0	0	2	0	5
	82	514	293	104	29	19	22	17	4	0	4	0	22
	83	278	165	70	14	2	7	6	2	0	1	1	10
	84	501	277	123	32	3	15	18	1	4	4	0	24
	85	532	275	140	46	5	19	20	1	0	6	1	19
	86	517	270	174	34	1	7	8	2	2	4	0	15
	87	381	189	112	27	2	14	11	1	1	6	0	18
	88	425	219	119	30	2	13	19	4	1	1	0	17
	89	351	176	98	21	3	13	13	1	1	2	0	23
	90	535	246	156	46	4	22	16	6	1	9	0	29

UNITED STATES SENATOR  
DETAIL

LEGISLATIVE DISTRICT OR TOWN	ELECTION DISTRICT	TOTAL VOTES	CHARLES E. SCHUMER	WENDY LONG	WENDY LONG	ROBIN LAVERNE WILSON	CHARLES E. SCHUMER	CHARLES E. SCHUMER	CHARLES E. SCHUMER	WENDY LONG	ALEX MERCED	SCATTER	BLANK AND VOID
			DEM	REP	CON	GRE	WOR	IND	WEP	REF	LBT		
Greece													
	91	735	364	233	54	1	17	28	6	2	4	0	26
	92	687	385	161	50	5	17	18	3	3	3	0	42
	93	591	345	139	34	4	21	12	7	2	5	0	22
	94	484	235	145	33	4	26	18	4	0	4	0	15
	95	326	188	82	9	5	9	11	3	0	4	0	15
	96	538	321	127	29	3	15	13	3	3	7	0	17
	97	744	374	229	55	5	25	16	1	4	4	0	31
	98	764	383	230	34	9	42	28	8	2	3	2	23
	99	485	198	172	45	1	20	18	2	1	2	1	25
	100	653	335	193	42	5	24	14	3	2	2	0	33
	101	283	140	92	17	2	8	10	1	0	1	0	12
	102	674	337	190	48	3	31	22	5	1	6	0	31
	103	503	250	169	34	1	12	15	5	1	5	0	11
	104	357	185	94	21	2	12	21	1	1	1	0	19
	105	569	295	171	39	1	13	15	6	2	2	0	25
	106	412	200	135	36	3	15	6	0	0	1	0	16
	107	344	142	128	21	1	16	12	1	2	4	0	17
	108	353	161	115	27	1	12	18	0	1	1	0	17
	109	617	303	191	28	6	23	27	5	1	6	0	27
Greece		47,910	24,871	13,392	3,200	426	1,699	1,465	347	135	378	13	1,984
Hamlin													
	1	453	190	155	49	3	14	18	4	0	5	0	15
	2	474	175	196	50	4	12	22	3	1	6	0	5
	3	483	179	172	60	3	19	19	6	3	4	0	18
	4	341	132	133	38	1	12	9	1	0	3	1	11
	5	427	157	167	40	5	20	13	2	1	3	0	19
	6	371	172	126	24	4	16	15	1	1	2	1	9
	7	547	218	212	51	2	28	14	4	3	3	0	12
	8	331	144	121	29	3	16	6	2	0	1	1	8
	9	283	117	103	19	2	6	16	2	1	3	0	14

UNITED STATES SENATOR  
DETAIL

LEGISLATIVE DISTRICT OR TOWN	ELECTION DISTRICT	TOTAL VOTES	CHARLES E. SCHUMER	WENDY LONG	WENDY LONG	ROBIN LAVERNE WILSON	CHARLES E. SCHUMER	CHARLES E. SCHUMER	CHARLES E. SCHUMER	WENDY LONG	ALEX MERCED	SCATTER	BLANK AND VOID
			DEM	REP	CON	GRE	WOR	IND	WEP	REF	LBT		
Hamlin	10	509	210	188	40	5	16	22	4	0	10	0	14
Hamlin		4,219	1,694	1,573	400	32	159	154	29	10	40	3	125
Henrietta	1	533	293	139	33	2	13	18	8	2	7	0	18
	2	422	232	107	24	7	13	10	3	1	4	0	21
	3	320	205	51	11	18	4	4	6	2	7	0	12
	4	509	333	89	20	11	19	14	4	1	7	0	11
	5	459	257	120	35	4	13	10	2	1	4	0	13
	6	435	216	116	26	5	20	20	4	0	4	0	24
	7	355	207	87	30	5	7	6	5	1	1	0	6
	8	434	226	122	22	8	20	9	3	2	8	1	13
	9	374	222	82	25	7	10	9	1	1	5	0	12
	10	436	237	110	28	5	19	13	5	0	5	0	14
	11	427	273	82	21	3	15	6	3	0	3	1	20
	12	412	211	122	29	4	10	12	6	0	5	0	13
	13	728	433	182	40	8	19	12	7	2	3	0	22
	14	425	233	104	24	4	15	16	1	0	8	1	19
	15	560	294	140	26	10	27	17	4	4	15	0	23
	16	302	173	58	14	7	23	12	4	0	3	0	8
	17	487	281	111	36	6	14	18	3	1	5	1	11
	18	525	312	127	24	4	15	11	8	1	2	0	21
	19	396	211	117	21	5	12	6	7	1	5	0	11
	20	745	399	222	38	9	12	15	8	2	16	0	24
	21	349	197	85	24	4	10	5	5	1	3	0	15
	22	643	382	152	37	5	22	14	3	2	3	1	22
	23	472	263	116	30	13	12	19	4	1	5	0	9
	24	573	329	131	19	9	19	17	6	1	6	0	36
	25	394	219	99	30	4	12	10	4	1	5	0	10
	26	856	468	225	56	11	22	30	2	0	7	0	35
	27	731	386	202	49	11	13	20	1	6	8	0	35
	28	510	266	141	42	10	12	17	5	1	5	0	11

UNITED STATES SENATOR  
DETAIL

LEGISLATIVE DISTRICT OR TOWN	ELECTION DISTRICT	TOTAL VOTES	CHARLES E. SCHUMER	WENDY LONG	WENDY LONG	ROBIN LAVERNE WILSON	CHARLES E. SCHUMER	CHARLES E. SCHUMER	CHARLES E. SCHUMER	WENDY LONG	ALEX MERCED	SCATTER	BLANK AND VOID
			DEM	REP	CON	GRE	WOR	IND	WEP	REF	LBT		
Henrietta													
	29	1,430	841	334	72	15	50	32	14	4	19	2	47
	30	1,057	644	227	40	14	43	25	7	8	6	0	43
	31	324	204	58	17	3	10	6	4	0	4	0	18
	32	667	427	160	31	6	8	18	1	2	2	1	11
	33	347	182	95	18	3	17	11	4	0	3	0	14
	34	310	174	76	10	7	17	3	3	1	4	0	15
	35	635	350	170	42	2	20	14	6	3	9	0	19
		<u>18,582</u>	<u>10,580</u>	<u>4,559</u>	<u>1,044</u>	<u>249</u>	<u>587</u>	<u>479</u>	<u>161</u>	<u>53</u>	<u>206</u>	<u>8</u>	<u>656</u>
Henrietta													
Irondequoit													
	1	655	407	137	32	8	17	12	1	3	9	1	28
	2	325	190	74	14	5	14	15	1	1	1	0	10
	3	519	296	112	24	10	27	17	3	1	3	0	26
	4	218	116	50	11	6	12	7	5	1	3	0	7
	5	444	276	87	19	10	20	11	1	1	6	0	13
	6	648	382	142	31	11	24	25	13	2	6	0	12
	7	543	326	120	36	3	12	18	8	3	0	1	16
	8	421	244	104	27	3	7	18	1	0	3	0	14
	9	434	258	108	15	3	17	2	5	0	0	0	26
	10	406	243	96	26	1	11	11	1	0	3	0	14
	11	248	147	54	15	2	7	7	3	1	6	0	6
	12	373	229	55	17	6	22	15	5	1	5	0	18
	13	552	373	91	19	5	13	13	2	3	7	0	26
	14	548	307	136	34	4	15	17	3	2	12	1	17
	15	501	298	122	28	2	17	14	5	2	3	0	10
	16	676	404	152	33	6	19	22	8	3	7	1	21
	17	289	158	63	16	6	7	15	5	2	3	1	13
	18	430	239	118	20	6	11	14	2	1	6	0	13
	19	516	347	73	17	14	24	11	5	1	4	0	20
	20	371	215	101	16	2	12	9	1	0	0	0	15
	21	414	260	81	23	2	17	12	3	2	2	0	12
	22	429	257	83	34	8	20	12	4	1	4	0	6

UNITED STATES SENATOR  
DETAIL

LEGISLATIVE DISTRICT OR TOWN	ELECTION DISTRICT	TOTAL VOTES	CHARLES E. SCHUMER	WENDY LONG	WENDY LONG	ROBIN LAVERNE WILSON	CHARLES E. SCHUMER	CHARLES E. SCHUMER	CHARLES E. SCHUMER	WENDY LONG	ALEX MERCED	SCATTER	BLANK AND VOID
			DEM	REP	CON	GRE	WOR	IND	WEP	REF	LBT		
Irondequoit	23	401	261	73	17	5	16	9	2	2	1	0	15
	24	376	231	68	23	4	15	14	5	4	4	0	8
	25	396	234	75	27	2	17	20	6	0	1	1	13
	26	324	221	57	6	6	9	3	2	0	2	0	18
	27	267	146	60	18	2	11	14	6	1	3	0	6
	28	355	174	113	18	8	10	11	2	1	2	0	16
	29	379	223	91	14	5	11	11	4	1	5	0	14
	30	382	223	88	18	1	15	20	4	1	2	0	10
	31	508	313	94	23	7	23	17	8	4	6	0	13
	32	456	274	98	21	4	14	20	6	1	4	0	14
	33	322	177	91	17	5	10	9	4	1	1	0	7
	34	626	344	184	29	6	10	18	4	1	3	0	27
	35	314	201	54	10	3	9	11	6	3	7	0	10
	36	321	212	55	14	5	10	10	4	1	0	0	10
	37	337	177	86	10	8	17	17	2	1	2	0	17
	38	288	185	45	11	3	17	3	4	0	2	0	18
	39	157	109	31	3	0	3	1	1	0	1	0	8
	40	242	128	68	10	4	7	10	3	2	3	0	7
	41	403	232	94	14	11	12	13	6	1	4	0	16
	42	440	246	109	24	5	25	13	3	3	2	0	10
	43	364	219	73	20	0	15	6	7	2	5	0	17
	44	721	401	187	23	14	31	24	4	4	8	0	25
	45	317	201	62	18	2	9	13	4	0	0	0	8
	46	396	223	96	16	2	19	12	4	1	3	0	20
	47	156	96	33	4	2	2	4	5	0	2	0	8
	48	370	208	87	26	6	15	10	3	2	3	0	10
	49	536	299	137	36	13	14	19	5	1	4	0	8
	50	346	217	63	16	1	16	6	4	0	4	0	19
	51	490	290	112	29	5	18	10	5	1	3	1	16
	52	479	306	96	12	8	18	13	3	1	8	0	14
	53	381	241	74	13	2	14	6	1	1	3	0	26
	54	126	76	19	7	3	7	6	1	0	2	0	5

UNITED STATES SENATOR  
DETAIL

LEGISLATIVE DISTRICT OR TOWN	ELECTION DISTRICT	TOTAL VOTES	CHARLES E. SCHUMER	WENDY LONG	WENDY LONG	ROBIN LAVERNE WILSON	CHARLES E. SCHUMER	CHARLES E. SCHUMER	CHARLES E. SCHUMER	WENDY LONG	ALEX MERCED	SCATTER	BLANK AND VOID
			DEM	REP	CON	GRE	WOR	IND	WEP	REF	LBT		
Irondequoit													
	55	462	313	64	21	6	19	15	4	1	4	0	15
	56	346	222	82	10	4	12	5	2	0	0	0	9
	57	556	342	126	18	6	13	20	4	1	3	0	23
	58	491	291	90	30	3	20	15	7	4	2	0	29
	59	364	203	83	24	5	12	10	5	0	6	0	16
	60	428	223	102	30	8	13	17	3	3	6	0	23
	61	504	307	114	26	1	15	14	5	0	9	0	13
	62	423	242	102	25	4	12	15	3	0	4	0	16
	63	328	192	83	16	5	12	7	4	0	2	0	7
	64	202	145	22	2	3	6	3	2	0	3	0	16
	65	300	205	51	8	1	12	5	2	0	4	0	12
	66	246	190	26	6	3	4	3	1	0	1	0	12
	67	311	184	67	16	5	13	6	2	0	5	1	12
	68	426	270	87	18	5	17	6	4	2	3	0	14
		27,323	16,389	5,931	1,304	334	964	811	261	83	245	8	993
Irondequoit													
Mendon													
	1	754	378	246	44	4	18	27	10	0	7	2	18
	2	607	331	142	40	10	26	27	5	0	5	0	21
	3	710	338	225	75	12	15	19	4	4	7	0	11
	4	527	275	158	16	10	24	12	7	2	8	1	14
	5	660	310	210	73	8	15	17	4	1	8	0	14
	6	645	300	213	52	8	26	15	4	3	9	0	15
	7	723	338	277	50	5	6	17	3	3	3	0	21
	8	304	153	88	22	8	13	5	3	2	5	0	5
	9	560	254	187	47	7	22	14	8	0	8	0	13
		5,490	2,677	1,746	419	72	165	153	48	15	60	3	132
Mendon													
Ogden													
	1	450	232	134	41	1	11	6	3	1	2	0	19
	2	496	246	150	40	4	17	15	5	2	5	0	12
	3	738	306	284	53	8	19	13	14	0	12	0	29
	4	458	190	171	52	4	13	10	2	0	0	0	16

UNITED STATES SENATOR  
DETAIL

LEGISLATIVE DISTRICT OR TOWN	ELECTION DISTRICT	TOTAL VOTES	CHARLES E. SCHUMER	WENDY LONG	WENDY LONG	ROBIN LAVERNE WILSON	CHARLES E. SCHUMER	CHARLES E. SCHUMER	CHARLES E. SCHUMER	WENDY LONG	ALEX MERCED	SCATTER	BLANK AND VOID
			DEM	REP	CON	GRE	WOR	IND	WEP	REF	LBT		
Ogden	5	448	190	154	49	3	15	20	4	1	2	0	10
	6	625	307	190	46	6	20	18	1	2	4	0	31
	7	321	123	112	34	5	17	12	3	2	1	0	12
	8	604	273	219	45	5	18	12	4	2	4	0	22
	9	487	238	139	30	6	16	16	7	2	4	0	29
	10	509	229	174	55	7	15	9	2	1	4	0	13
	11	536	233	196	46	4	19	11	3	2	6	0	16
	12	638	250	227	55	8	21	26	9	0	9	0	33
	13	488	229	166	44	5	18	9	1	1	5	1	9
	14	467	214	155	36	5	20	18	1	1	1	0	16
	15	658	286	238	54	3	25	19	7	1	6	0	19
	16	331	113	134	38	0	10	11	2	1	1	0	21
	17	452	207	157	28	2	14	10	5	2	5	0	22
	18	710	344	216	57	9	28	24	7	3	6	0	16
	19	617	303	196	50	4	11	15	2	0	4	0	32
	20	585	239	184	77	7	13	22	9	3	10	0	21
Ogden		10,618	4,752	3,596	930	96	340	296	91	27	91	1	398
Parma	1	583	239	210	60	7	13	25	4	2	6	0	17
	2	638	283	218	51	3	28	21	2	1	4	0	27
	3	483	189	184	34	3	25	21	1	1	3	1	21
	4	516	190	191	54	4	23	12	4	1	7	0	30
	5	373	152	132	44	1	13	10	1	0	6	0	14
	6	250	89	111	22	0	9	10	0	1	0	0	8
	7	493	178	203	51	5	20	10	3	2	5	0	16
	8	642	335	183	51	7	20	18	2	1	5	0	20
	9	548	224	205	62	5	19	7	2	1	2	0	21
	10	544	193	197	78	6	21	25	5	0	4	0	15
	11	583	256	191	55	3	18	24	3	4	13	0	16
	12	662	293	206	45	5	37	28	5	3	9	0	31
	13	933	385	342	84	6	34	28	6	3	6	0	39



UNITED STATES SENATOR  
DETAIL

LEGISLATIVE DISTRICT OR TOWN	ELECTION DISTRICT	TOTAL VOTES	CHARLES E. SCHUMER	WENDY LONG	WENDY LONG	ROBIN LAVERNE WILSON	CHARLES E. SCHUMER	CHARLES E. SCHUMER	CHARLES E. SCHUMER	WENDY LONG	ALEX MERCED	SCATTER	BLANK AND VOID
			DEM	REP	CON	GRE	WOR	IND	WEP	REF	LBT		
Parma	14	465	221	140	37	5	19	13	2	1	4	0	23
	15	598	229	214	64	6	24	21	6	2	6	0	26
Parma		8,311	3,456	2,927	792	66	323	273	46	23	80	1	324
Penfield	1	250	141	66	18	4	4	8	2	0	0	1	6
	2	463	272	113	28	7	9	12	6	4	6	0	6
	3	446	206	160	35	4	8	17	4	1	3	1	7
	4	668	267	234	60	9	27	28	7	5	7	0	24
	5	495	254	142	30	4	20	19	5	4	4	0	13
	6	433	230	139	23	3	15	8	2	0	5	0	8
	7	464	260	118	31	7	12	10	3	3	5	0	15
	8	392	190	116	24	4	24	9	5	0	6	0	14
	9	561	376	104	23	2	18	16	8	4	0	0	10
	10	380	216	99	19	4	15	10	4	0	4	0	9
	11	310	176	80	12	4	13	6	2	0	4	1	12
	12	488	273	137	26	4	12	14	4	1	5	0	12
	13	671	378	179	39	9	16	18	3	1	6	0	22
	14	619	250	233	54	7	21	18	5	3	4	0	24
	15	743	423	195	43	4	24	25	6	1	5	0	17
	16	225	130	52	7	2	9	10	6	0	4	0	5
	17	499	271	135	29	2	12	18	7	1	8	0	16
	18	377	206	104	17	5	13	13	3	2	3	0	11
	19	719	394	210	31	8	16	22	10	1	8	0	19
	20	579	313	178	35	3	13	9	4	3	7	0	14
	21	563	332	121	28	5	21	21	12	1	6	0	16
	22	493	276	117	30	8	16	17	9	0	6	1	13
	23	675	360	200	37	3	20	19	7	2	8	0	19
	24	659	338	197	49	4	11	28	4	1	10	0	17
	25	427	210	146	24	5	9	11	5	2	2	0	13
	26	340	178	98	18	2	14	6	3	2	1	0	18
	27	526	325	123	35	3	11	10	3	1	3	0	12

UNITED STATES SENATOR  
DETAIL

LEGISLATIVE DISTRICT OR TOWN	ELECTION DISTRICT	TOTAL VOTES	CHARLES E. SCHUMER	WENDY LONG	WENDY LONG	ROBIN LAVERNE WILSON	CHARLES E. SCHUMER	CHARLES E. SCHUMER	CHARLES E. SCHUMER	WENDY LONG	ALEX MERCED	SCATTER	BLANK AND VOID
			DEM	REP	CON	GRE	WOR	IND	WEP	REF	LBT		
Penfield													
	28	452	243	117	28	5	13	16	4	1	5	0	20
	29	690	406	152	38	9	23	25	5	6	8	0	18
	30	864	472	263	56	7	16	15	4	1	7	0	23
	31	315	192	77	14	3	11	5	4	0	1	1	7
	32	335	211	81	6	3	7	8	2	1	2	0	14
	33	450	239	117	38	7	11	18	4	1	6	1	8
	34	472	266	130	28	6	10	6	3	1	0	0	22
	35	723	408	197	42	10	16	21	7	1	7	0	14
	36	511	292	137	22	3	19	17	7	1	2	0	11
	37	922	481	309	50	6	17	22	0	4	8	0	25
	38	335	169	114	18	4	12	8	0	0	1	0	9
	39	400	203	114	36	3	13	23	3	0	0	0	5
	40	662	363	211	22	4	15	15	4	1	4	0	23
	41	639	320	220	34	3	20	19	2	1	4	0	16
	42	477	236	160	26	1	14	17	4	1	2	0	16
		<u>21,712</u>	<u>11,746</u>	<u>6,195</u>	<u>1,263</u>	<u>200</u>	<u>620</u>	<u>637</u>	<u>192</u>	<u>63</u>	<u>187</u>	<u>6</u>	<u>603</u>
Penfield													
Perinton													
	1	757	400	234	53	11	15	19	9	2	2	0	12
	2	577	321	161	38	5	15	11	5	3	7	0	11
	3	407	250	89	28	6	7	9	6	0	5	1	6
	4	418	235	100	25	6	15	12	9	1	5	0	10
	5	298	160	74	20	3	10	12	4	2	2	0	11
	6	419	256	88	17	6	14	13	5	3	9	0	8
	7	554	317	138	36	4	14	12	2	3	12	0	16
	8	473	262	131	33	4	12	10	6	0	2	0	13
	9	668	353	208	36	5	18	25	5	2	5	1	10
	10	545	325	132	28	8	12	14	8	2	3	1	12
	11	351	191	95	24	7	8	12	3	0	5	0	6
	12	446	263	117	22	3	14	13	3	0	4	0	7
	13	407	218	134	24	2	7	8	0	4	5	0	5
	14	483	282	128	27	3	4	18	3	2	7	0	9

UNITED STATES SENATOR  
DETAIL

LEGISLATIVE DISTRICT OR TOWN	ELECTION DISTRICT	TOTAL VOTES	CHARLES E. SCHUMER	WENDY LONG	WENDY LONG	ROBIN LAVERNE WILSON	CHARLES E. SCHUMER	CHARLES E. SCHUMER	CHARLES E. SCHUMER	WENDY LONG	ALEX MERCED	SCATTER	BLANK AND VOID
			DEM	REP	CON	GRE	WOR	IND	WEP	REF	LBT		
Perinton													
	15	546	276	169	23	13	17	20	0	0	5	0	23
	16	378	222	103	19	1	9	11	5	0	2	0	6
	17	500	289	140	25	8	13	10	4	2	5	0	4
	18	492	277	126	30	7	14	18	4	2	4	0	10
	19	463	252	126	35	5	9	17	2	2	4	0	11
	20	461	258	127	30	5	8	15	3	0	0	0	15
	21	567	323	146	33	8	17	15	7	4	2	0	12
	22	345	190	93	18	4	8	8	9	3	3	0	9
	23	732	404	212	41	12	21	12	7	0	8	0	15
	24	770	433	239	29	3	13	15	7	1	5	0	25
	25	381	236	71	16	6	16	14	6	1	8	0	7
	26	490	277	135	35	4	15	10	3	0	2	0	9
	27	393	217	119	22	1	13	6	3	0	1	0	11
	28	388	208	128	19	4	8	11	3	1	1	0	5
	29	296	178	72	11	4	10	10	2	1	3	0	5
	30	511	290	129	31	5	10	13	6	2	6	0	19
	31	561	326	142	30	4	15	18	1	1	6	0	18
	32	449	277	95	33	2	7	10	3	1	8	0	13
	33	519	322	124	22	2	19	13	5	2	2	0	8
	34	567	311	170	32	1	9	16	4	0	2	1	21
	35	415	242	109	27	3	10	7	6	1	3	0	7
	36	342	216	72	15	4	7	7	5	0	7	0	9
	37	495	283	131	27	6	20	9	3	1	2	0	13
	38	624	343	167	23	7	22	28	3	2	7	0	22
	39	638	345	196	41	4	17	18	2	1	6	0	8
	40	376	211	104	20	4	14	10	0	2	4	0	7
	41	335	203	74	23	2	6	13	4	0	3	0	7
	42	529	308	112	34	6	17	18	10	1	5	0	18
	43	877	485	265	45	2	19	23	8	3	6	1	20
	44	412	244	102	30	3	7	12	4	0	2	0	8
	45	861	488	248	54	6	17	21	5	1	10	0	11
	46	301	174	71	20	6	7	7	5	1	2	0	8

UNITED STATES SENATOR  
DETAIL

LEGISLATIVE DISTRICT OR TOWN	ELECTION DISTRICT	TOTAL VOTES	CHARLES E. SCHUMER	WENDY LONG	WENDY LONG	ROBIN LAVERNE WILSON	CHARLES E. SCHUMER	CHARLES E. SCHUMER	CHARLES E. SCHUMER	WENDY LONG	ALEX MERCED	SCATTER	BLANK AND VOID
			DEM	REP	CON	GRE	WOR	IND	WEP	REF	LBT		
Perinton													
	47	582	297	174	53	3	13	12	2	2	3	1	22
	48	417	252	97	23	2	8	19	4	1	6	0	5
	49	403	230	114	28	2	5	13	2	0	6	0	3
	50	239	160	34	6	1	5	9	6	0	4	0	14
	51	626	268	259	46	4	9	20	3	4	2	0	11
	52	545	312	154	31	1	17	6	1	0	3	0	20
	53	397	222	108	19	9	5	13	4	3	4	0	10
	54	863	480	280	38	8	10	17	3	1	7	2	17
	55	483	267	152	18	2	7	17	10	0	1	0	9
	56	794	430	241	46	8	14	25	5	2	6	2	15
Perinton		28,166	15,859	7,759	1,612	265	672	774	247	73	249	10	646
Pittsford													
	1	398	249	89	19	9	6	8	2	4	4	0	8
	2	421	280	69	24	5	9	15	5	1	4	0	9
	3	677	415	193	18	2	9	12	5	0	2	0	21
	4	595	357	171	23	6	9	5	4	2	7	0	11
	5	379	244	68	18	7	15	9	3	1	2	0	12
	6	364	245	63	7	5	7	13	5	0	6	1	12
	7	220	154	40	10	2	3	5	0	1	0	0	5
	8	471	253	165	28	3	3	6	2	0	3	0	8
	9	495	303	119	26	11	8	10	2	2	2	0	12
	10	655	344	219	35	4	16	12	4	3	4	0	14
	11	392	219	108	23	4	10	10	3	1	4	0	10
	12	501	288	144	18	9	6	17	4	0	6	0	9
	13	333	197	83	20	2	9	11	3	0	5	1	2
	14	596	345	154	38	8	9	10	7	2	8	0	15
	15	414	230	97	12	4	20	18	6	5	7	0	15
	16	417	249	104	13	9	12	9	5	1	4	0	11
	17	606	387	140	24	2	14	17	5	2	3	0	12
	18	430	266	107	19	3	12	4	5	0	3	0	11
	19	305	156	90	27	5	9	7	0	1	3	0	7

UNITED STATES SENATOR  
DETAIL

LEGISLATIVE DISTRICT OR TOWN	ELECTION DISTRICT	TOTAL VOTES	CHARLES E. SCHUMER	WENDY LONG	WENDY LONG	ROBIN LAVERNE WILSON	CHARLES E. SCHUMER	CHARLES E. SCHUMER	CHARLES E. SCHUMER	WENDY LONG	ALEX MERCED	SCATTER	BLANK AND VOID
			DEM	REP	CON	GRE	WOR	IND	WEP	REF	LBT		
Pittsford													
	20	503	316	111	25	4	7	11	6	0	4	0	19
	21	519	333	123	22	10	8	9	3	0	6	0	5
	22	589	376	155	24	3	8	6	6	3	4	0	4
	23	413	215	118	32	2	9	16	1	2	6	0	12
	24	539	303	162	36	1	4	10	4	2	4	0	13
	25	583	369	146	24	3	14	9	4	2	1	1	10
	26	486	277	133	24	4	14	14	3	1	8	0	8
	27	449	262	117	32	1	12	10	1	1	3	0	10
	28	428	282	90	15	9	10	10	2	2	2	1	5
	29	455	251	130	23	1	11	13	4	1	9	0	12
	30	435	279	114	13	4	5	8	4	0	2	0	6
	31	595	344	174	27	3	11	11	3	4	5	1	12
	32	525	314	142	23	6	5	13	4	1	3	0	14
	33	735	401	219	41	9	21	15	10	2	5	1	11
	34	850	477	274	25	5	6	26	7	0	11	0	19
Pittsford		16,773	9,980	4,431	788	165	331	379	132	47	150	6	364
Riga													
	1	780	343	267	69	8	27	28	9	0	7	0	22
	2	592	239	248	57	3	18	14	2	1	4	0	6
	3	377	182	120	32	4	5	9	4	0	2	0	19
	4	506	198	188	48	5	11	15	6	4	9	0	22
	5	494	193	204	34	4	19	17	0	0	4	0	19
	6	478	171	187	66	3	13	15	1	4	4	0	14
Riga		3,227	1,326	1,214	306	27	93	98	22	9	30	0	102
Rush													
	1	605	288	198	50	7	13	17	8	2	6	0	16
	2	422	183	138	43	6	18	13	5	1	2	1	12
	3	578	303	165	45	10	19	11	2	6	7	0	10
	4	590	255	196	54	3	23	11	4	5	6	0	33
Rush		2,195	1,029	697	192	26	73	52	19	14	21	1	71

UNITED STATES SENATOR  
DETAIL

LEGISLATIVE DISTRICT OR TOWN	ELECTION DISTRICT	TOTAL VOTES	CHARLES E. SCHUMER	WENDY LONG	WENDY LONG	ROBIN LAVERNE WILSON	CHARLES E. SCHUMER	CHARLES E. SCHUMER	CHARLES E. SCHUMER	WENDY LONG	ALEX MERCED	SCATTER	BLANK AND VOID
			DEM	REP	CON	GRE	WOR	IND	WEP	REF	LBT		
Sweden													
	1	511	274	133	37	8	26	16	4	0	2	0	11
	2	283	147	60	14	12	12	13	2	1	5	0	17
	3	567	297	129	46	15	23	20	6	2	12	0	17
	4	580	283	181	50	6	25	12	3	0	5	0	15
	5	139	83	29	7	2	6	3	2	0	2	0	5
	6	437	218	108	42	4	20	18	8	3	4	2	10
	7	484	230	153	42	3	19	17	5	2	1	0	12
	8	421	166	144	52	8	19	17	4	2	4	0	5
	9	432	209	121	33	15	11	12	6	2	6	0	17
	10	673	228	277	83	1	21	20	4	4	6	1	28
	11	184	93	41	16	4	11	6	4	1	0	0	8
	12	445	177	163	63	2	12	14	3	1	2	0	8
Sweden		5,156	2,405	1,539	485	80	205	168	51	18	49	3	153
Webster													
	1	477	259	123	32	4	21	18	3	2	4	0	11
	2	768	448	181	26	12	36	18	7	5	11	0	24
	3	608	331	181	39	2	12	17	6	0	2	0	18
	4	275	134	84	19	3	15	7	2	0	2	0	9
	5	496	271	136	31	4	15	21	1	1	5	0	11
	6	436	255	113	21	8	11	9	8	1	5	0	5
	7	556	287	165	32	7	19	15	3	3	9	0	16
	8	448	224	136	41	7	18	11	3	1	2	0	5
	9	506	237	171	37	3	14	21	5	2	4	0	12
	10	1,063	533	349	76	10	16	29	8	3	11	0	28
	11	560	265	186	36	9	20	20	1	2	6	0	15
	12	625	290	230	41	2	13	14	3	4	5	0	23
	13	467	223	160	38	7	8	9	5	2	4	0	11
	14	445	240	134	26	2	13	14	3	4	1	0	8
	15	385	220	97	23	1	14	17	2	3	0	0	8
	16	687	371	202	48	6	18	11	5	1	5	0	20
	17	485	243	157	30	5	12	21	2	2	3	0	10

UNITED STATES SENATOR  
DETAIL

LEGISLATIVE DISTRICT OR TOWN	ELECTION DISTRICT	TOTAL VOTES	CHARLES E. SCHUMER	WENDY LONG	WENDY LONG	ROBIN LAVERNE WILSON	CHARLES E. SCHUMER	CHARLES E. SCHUMER	CHARLES E. SCHUMER	WENDY LONG	ALEX MERCED	SCATTER	BLANK AND VOID
			DEM	REP	CON	GRE	WOR	IND	WEP	REF	LBT		
Webster													
	18	371	192	111	27	2	8	8	1	4	4	0	14
	19	779	391	242	63	4	15	21	5	7	8	0	23
	20	704	345	226	57	6	15	17	2	2	12	0	22
	21	640	334	207	33	10	21	15	4	2	2	0	12
	22	546	257	157	53	8	29	14	4	2	3	0	19
	23	439	226	132	29	8	13	17	1	1	3	0	9
	24	1,222	627	381	93	3	23	34	8	1	12	0	40
	25	262	134	91	16	1	5	3	1	1	1	0	9
	26	566	297	154	40	2	15	27	4	2	1	0	24
	27	646	350	193	41	4	10	17	5	4	6	0	16
	28	517	260	159	32	5	10	17	5	2	2	0	25
	29	349	206	86	16	4	11	12	3	1	2	1	7
	30	382	222	65	26	10	18	9	4	1	4	0	23
	31	613	322	184	44	4	15	15	5	0	4	0	20
	32	694	326	244	63	4	15	18	3	1	4	0	16
	33	518	269	156	35	2	16	15	5	1	7	0	12
	34	303	166	86	20	2	10	8	3	1	1	0	6
	35	369	194	93	34	7	15	6	3	1	3	0	13
	36	453	246	131	37	3	10	15	2	0	1	1	7
	37	877	467	267	40	7	30	26	8	0	7	0	25
	38	557	335	145	24	3	13	15	2	2	5	0	13
	39	474	263	127	26	5	12	19	6	1	2	0	13
	40	1,126	654	308	56	8	27	18	8	1	8	0	38
	41	693	313	242	59	3	16	22	4	2	5	0	27
	42	557	270	175	46	1	13	19	6	0	3	0	24
	43	443	237	141	27	5	13	8	1	0	2	0	9
Webster		24,387	12,734	7,308	1,633	213	673	687	170	76	191	2	700
Wheatland													
	1	449	212	125	47	9	21	6	10	2	9	0	8
	2	471	200	180	44	3	10	11	2	2	4	0	15
	3	602	317	160	44	17	20	18	8	0	4	1	13

UNITED STATES SENATOR  
DETAIL

LEGISLATIVE DISTRICT OR TOWN	ELECTION DISTRICT	TOTAL VOTES	CHARLES E. SCHUMER	WENDY LONG	WENDY LONG	ROBIN LAVERNE WILSON	CHARLES E. SCHUMER	CHARLES E. SCHUMER	CHARLES E. SCHUMER	WENDY LONG	ALEX MERCED	SCATTER	BLANK AND VOID
			DEM	REP	CON	GRE	WOR	IND	WEP	REF	LBT		
Wheatland	4 5	505	242	151	37	10	9	20	4	5	9	0	18
		534	191	210	61	4	23	18	4	4	4	0	15
Wheatland		2,561	1,162	826	233	43	83	73	28	13	30	1	69
TOWNS		280,640	151,590	76,916	17,468	3,016	8,912	7,878	2,342	811	2,546	84	9,077
GRAND TOTAL:		350,939	202,496	83,359	19,025	4,648	11,712	9,061	3,224	1,016	3,284	117	12,997



STATE SUPREME COURT JUSTICE  
7TH JUDICIAL DISTRICT  
SUMMARY

LEGISLATIVE DISTRICT OR TOWN	TOTAL VOTES	TONIA M. ETTINGER	CHARLES A. SCHIANO, JR.	CHARLES A. SCHIANO, JR.	MIMI C. SATTER	CHARLES A. SCHIANO, JR.	SCATTER	BLANK AND VOID
		DEM	REP	CON	WOR	IND		
Leg. Dist. 07	908	319	380	63	25	35	0	86
Leg. Dist. 16	8	3	5	0	0	0	0	0
Leg. Dist. 21	8,979	5,422	1,489	317	465	291	11	984
Leg. Dist. 22	6,703	4,644	570	115	221	112	2	1,039
Leg. Dist. 23	10,208	5,588	2,359	364	494	411	14	978
Leg. Dist. 24	6,251	3,669	1,140	203	396	240	6	597
Leg. Dist. 25	7,606	5,152	718	135	350	167	6	1,078
Leg. Dist. 26	5,807	2,446	1,921	348	221	250	2	619
Leg. Dist. 27	9,771	6,549	1,128	238	416	196	3	1,241
Leg. Dist. 28	6,111	3,463	1,063	228	298	181	2	876
Leg. Dist. 29	7,655	4,640	1,203	238	301	182	3	1,088
CITY	70,007	41,895	11,976	2,249	3,187	2,065	49	8,586
Brighton	18,854	9,760	5,605	799	647	658	17	1,368
Chili	15,138	4,292	7,233	1,404	381	573	6	1,249
Clarkson	3,329	729	1,710	378	92	137	0	283
East Rochester	2,810	1,012	1,082	187	107	120	1	301
Gates	13,651	4,151	6,249	1,015	373	520	4	1,339
Greece	47,830	12,113	23,990	4,400	1,041	2,056	11	4,219
Hamlin	4,214	837	2,265	477	94	181	4	356
Henrietta	18,539	7,138	7,223	1,285	557	677	6	1,653
Irondequoit	27,252	10,128	10,533	1,788	800	1,175	13	2,815
Mendon	5,477	1,837	2,425	485	140	202	3	385
Ogden	10,601	2,352	5,550	1,151	225	432	0	891
Parma	8,293	1,542	4,521	966	180	364	1	719
Penfield	21,647	7,036	9,844	1,600	498	864	5	1,800
Perinton	28,070	9,702	12,535	2,034	632	977	8	2,182
Pittsford	16,694	6,745	6,992	976	328	494	7	1,152
Riga	3,221	654	1,799	346	59	120	0	243
Rush	2,189	634	1,046	223	40	93	1	152
Sweden	5,136	1,517	2,167	575	188	223	2	464
Webster	24,341	7,184	11,771	2,070	528	833	3	1,952
Wheatland	2,558	726	1,135	291	93	100	1	212
TOWNS	279,844	90,089	125,675	22,450	7,003	10,799	93	23,735
GRAND TOTAL:	349,851	131,984	137,651	24,699	10,190	12,864	142	32,321

STATE SUPREME COURT JUSTICE  
7TH JUDICIAL DISTRICT  
DETAIL

LEGISLATIVE DISTRICT OR TOWN	ELECTION DISTRICT	TOTAL VOTES	TONIA M. ETTINGER	CHARLES A. SCHIANO, JR.	CHARLES A. SCHIANO, JR.	MIMI C. SATTER	CHARLES A. SCHIANO, JR.	SCATTER	BLANK AND VOID
			DEM	REP	CON	WOR	IND		
Leg. Dist. 07	1	540	160	260	32	14	25	0	49
	2	368	159	120	31	11	10	0	37
Leg. Dist. 07		908	319	380	63	25	35	0	86
Leg. Dist. 16	1	8	3	5	0	0	0	0	0
Leg. Dist. 16		8	3	5	0	0	0	0	0
Leg. Dist. 21	1	371	187	71	18	32	22	3	38
	2	316	168	74	19	25	11	0	19
	3	220	126	36	18	8	7	0	25
	4	216	138	30	5	9	5	1	28
	5	225	131	31	9	21	11	0	22
	6	446	249	83	5	26	13	0	70
	7	554	317	128	23	24	15	0	47
	8	183	120	25	3	6	4	0	25
	9	408	241	91	10	24	11	0	31
	10	476	271	119	17	16	7	1	45
	11	350	247	42	10	10	7	0	34
	12	734	390	155	32	35	29	2	91
	13	253	165	25	8	22	9	0	24
	14	178	116	25	7	8	9	0	13
	15	494	307	77	23	22	13	0	52
	16	176	99	28	9	9	7	0	24
	17	380	229	45	8	22	18	0	58
	18	320	211	30	9	15	7	0	48
	19	209	136	20	2	7	9	1	34
	20	209	118	46	7	13	10	0	15
	21	296	209	31	9	9	6	0	32
	22	408	285	41	11	28	4	0	39
	23	360	231	46	12	23	13	0	35
	24	501	263	120	26	23	19	1	49
	25	328	229	26	10	14	10	0	39
	26	119	75	23	3	4	2	1	11
	27	249	164	21	4	10	13	1	36
Leg. Dist. 21		8,979	5,422	1,489	317	465	291	11	984
Leg. Dist. 22	1	460	319	43	5	14	8	1	70
	2	183	133	11	6	6	6	0	21
	3	305	184	23	7	7	6	0	78
	4	193	137	7	4	5	2	0	38
	5	237	181	8	2	7	2	0	37
	6	251	186	13	2	8	1	0	41

STATE SUPREME COURT JUSTICE  
7TH JUDICIAL DISTRICT  
DETAIL

LEGISLATIVE DISTRICT OR TOWN	ELECTION DISTRICT	TOTAL VOTES	TONIA M. ETTINGER	CHARLES A. SCHIANO, JR.	CHARLES A. SCHIANO, JR.	MIMI C. SATTER	CHARLES A. SCHIANO, JR.	SCATTER	BLANK AND VOID
			DEM	REP	CON	WOR	IND		
Leg. Dist. 22	7	190	136	11	1	12	1	0	29
	8	292	202	21	10	10	7	1	41
	9	225	152	24	2	2	9	0	36
	10	213	169	11	1	2	1	0	29
	11	325	228	28	8	10	5	0	46
	12	207	151	10	1	4	5	0	36
	13	114	74	6	1	3	1	0	29
	14	256	178	28	5	5	2	0	38
	15	347	265	18	9	12	3	0	40
	16	132	98	8	4	2	2	0	18
	17	133	102	7	3	1	2	0	18
	18	184	130	13	0	2	4	0	35
	19	195	140	15	3	4	3	0	30
	20	314	214	25	5	14	4	0	52
	21	178	118	22	1	5	1	0	31
	22	357	229	41	5	16	7	0	59
	23	188	128	12	2	4	4	0	38
	24	115	76	15	3	4	2	0	15
	25	512	317	79	11	25	10	0	70
	26/25-19	286	191	45	7	12	7	0	24
	27	311	206	26	7	25	7	0	40
Leg. Dist. 22		6,703	4,644	570	115	221	112	2	1,039
Leg. Dist. 23	1	196	108	49	5	8	6	0	20
	2	380	216	60	14	32	18	0	40
	3	283	152	64	4	28	9	0	26
	4	519	290	128	17	13	19	0	52
	5	263	147	60	4	14	11	1	26
	6	224	132	46	6	10	9	0	21
	7	424	256	76	12	29	13	1	37
	8	381	216	85	12	27	11	0	30
	9	259	166	49	9	12	6	0	17
	10	306	167	71	11	11	12	1	33
	11	356	219	70	9	19	10	2	27
	12	416	227	109	18	11	19	1	31
	13	333	179	83	6	12	14	0	39
	14	362	220	69	6	27	9	0	31
	15	263	148	60	7	13	11	1	23
	16	182	89	46	10	8	12	0	17
	17	497	244	114	25	29	16	2	67
	18	689	344	192	28	29	25	1	70
	19	402	185	125	18	19	23	1	31
	20	422	235	97	11	28	18	0	33

STATE SUPREME COURT JUSTICE  
7TH JUDICIAL DISTRICT  
DETAIL

LEGISLATIVE DISTRICT OR TOWN	ELECTION DISTRICT	TOTAL VOTES	TONIA M. ETTINGER	CHARLES A. SCHIANO, JR.	CHARLES A. SCHIANO, JR.	MIMI C. SATTER	CHARLES A. SCHIANO, JR.	SCATTER	BLANK AND VOID
			DEM	REP	CON	WOR	IND		
Leg. Dist. 23	21	323	190	74	13	11	11	0	24
	22	312	180	86	6	8	5	0	27
	23	231	139	32	8	21	5	1	25
	24	358	180	85	18	9	18	2	46
	25	491	244	144	21	10	24	0	48
	26	578	287	149	30	25	33	0	54
	27	267	131	59	22	5	18	0	32
	28	415	260	58	13	23	20	0	41
	29	76	37	19	1	3	6	0	10
Leg. Dist. 23		10,208	5,588	2,359	364	494	411	14	978
Leg. Dist. 24	1	419	253	67	16	26	22	0	35
	2/22	330	220	46	7	21	15	1	20
	3/23	320	205	54	8	18	12	0	23
	4	465	280	70	7	34	19	1	54
	5/24	431	230	102	17	20	19	0	43
	6	289	181	48	9	13	12	1	25
	7/19	321	179	72	11	12	14	0	33
	8	307	172	71	16	22	8	0	18
	9	252	133	71	16	16	4	0	12
	10	462	295	71	8	36	16	0	36
	11/12	282	173	44	10	6	6	0	43
	13	408	260	56	12	30	13	0	37
	14/21	531	322	81	15	49	21	1	42
	15	438	220	82	18	36	17	1	64
	16	371	201	78	10	21	17	0	44
	17	139	62	49	3	3	2	1	19
	18	407	238	67	18	24	20	0	40
	20	79	45	11	2	9	3	0	9
Leg. Dist. 24		6,251	3,669	1,140	203	396	240	6	597
Leg. Dist. 25	1	435	281	79	6	18	10	0	41
	2	361	269	13	3	19	5	1	51
	3	410	286	32	8	17	2	1	64
	4/24	204	126	30	3	4	6	0	35
	5	350	256	13	7	7	4	0	63
	6	272	169	36	10	23	13	0	21
	7	436	310	12	3	12	10	0	89
	8	360	272	16	7	13	5	0	47
	9	178	126	4	2	10	1	0	35
	10	376	275	38	6	8	9	0	40
	11	185	128	10	3	6	4	0	34

STATE SUPREME COURT JUSTICE  
7TH JUDICIAL DISTRICT  
DETAIL

LEGISLATIVE DISTRICT OR TOWN	ELECTION DISTRICT	TOTAL VOTES	TONIA M. ETTINGER	CHARLES A. SCHIANO, JR.	CHARLES A. SCHIANO, JR.	MIMI C. SATTE	CHARLES A. SCHIANO, JR.	SCATTER	BLANK AND VOID
			DEM	REP	CON	WOR	IND		
Leg. Dist. 25	12/28	370	242	41	8	35	19	0	25
	13	330	221	16	2	14	5	0	72
	14	183	117	25	6	13	9	2	11
	15	272	215	14	4	5	3	0	31
	16	313	206	29	3	11	6	0	58
	17	262	163	12	2	15	1	0	69
	18	423	296	33	4	12	6	2	70
	20	121	63	27	9	6	5	0	11
	21/28-19	265	162	32	12	18	6	0	35
	22	247	154	33	5	20	11	0	24
	23	209	159	14	0	5	2	0	29
	25	561	362	82	13	25	11	0	68
	26/27	184	104	30	1	13	8	0	28
	29/30	299	190	47	8	21	6	0	27
Leg. Dist. 25		7,606	5,152	718	135	350	167	6	1,078
Leg. Dist. 26	1	580	215	234	46	17	21	0	47
	2	255	107	83	19	10	14	0	22
	3	175	75	59	4	6	8	0	23
	4	313	101	131	16	18	18	0	29
	5	329	161	87	16	12	13	0	40
	6	289	165	59	7	8	7	0	43
	7	381	194	108	14	11	13	0	41
	8	354	189	73	19	12	16	0	45
	9	380	176	101	21	21	16	1	44
	10	395	206	92	21	19	14	0	43
	11	318	116	120	16	12	12	0	42
	12	342	111	152	29	7	14	0	29
	13	363	115	155	34	9	18	0	32
	14	383	136	147	34	16	19	0	31
	15	341	178	77	15	16	13	0	42
	16	324	108	131	18	16	18	0	33
	17	285	93	112	19	11	16	1	33
Leg. Dist. 26		5,807	2,446	1,921	348	221	250	2	619
Leg. Dist. 27	1	420	272	51	16	19	17	0	45
	2	432	298	51	18	15	5	0	45
	3	357	218	57	11	16	7	0	48
	4	439	295	53	14	20	9	0	48
	5	448	322	23	9	29	8	0	57
	6	425	300	30	11	12	6	0	66
	7	401	254	53	7	27	3	0	57

STATE SUPREME COURT JUSTICE  
7TH JUDICIAL DISTRICT  
DETAIL

LEGISLATIVE DISTRICT OR TOWN	ELECTION DISTRICT	TOTAL VOTES	TONIA M. ETTINGER	CHARLES A. SCHIANO, JR.	CHARLES A. SCHIANO, JR.	MIMI C. SATTER	CHARLES A. SCHIANO, JR.	SCATTER	BLANK AND VOID
			DEM	REP	CON	WOR	IND		
Leg. Dist. 27									
	8	679	466	43	11	24	13	0	122
	9	429	309	39	6	7	5	1	62
	10	393	250	73	14	20	4	0	32
	11	486	322	60	9	27	9	0	59
	12	374	257	38	10	23	9	0	37
	13	436	332	33	7	13	10	0	41
	14	324	228	30	5	13	5	0	43
	15	385	266	30	6	21	10	0	52
	16	406	284	38	13	12	6	0	53
	17	494	333	59	5	16	10	0	71
	18	441	251	104	11	14	18	0	43
	19	449	315	34	13	20	5	0	62
	20	291	217	18	2	12	3	0	39
	21	216	161	16	6	11	3	0	19
	22	348	184	74	7	17	12	1	53
	23	274	199	18	7	12	2	0	36
	25	181	82	42	13	8	7	1	28
	26	243	134	61	7	8	10	0	23
Leg. Dist. 27		9,771	6,549	1,128	238	416	196	3	1,241
Leg. Dist. 28									
	1	355	210	53	12	20	9	0	51
	2	232	138	34	13	17	4	0	26
	3	234	148	23	5	13	5	1	39
	4	220	103	52	6	8	8	0	43
	5	205	97	62	7	9	3	0	27
	6	444	249	92	15	19	14	0	55
	7	559	293	123	23	20	25	0	75
	8	312	211	25	10	9	4	0	53
	9	352	196	79	15	15	15	0	32
	10	145	82	23	5	4	4	0	27
	11	289	168	45	7	14	4	0	51
	12	203	115	31	7	14	5	0	31
	13	344	183	49	13	16	16	1	66
	14	347	221	42	16	14	16	0	38
	15	151	94	20	3	3	5	0	26
	16	289	154	55	13	17	5	0	45
	17	57	31	13	2	3	1	0	7
	18	314	180	56	11	19	7	0	41
	20	453	228	95	22	24	15	0	69
	21	404	234	72	15	30	13	0	40
	22	202	128	19	8	10	3	0	34
Leg. Dist. 28		6,111	3,463	1,063	228	298	181	2	876

STATE SUPREME COURT JUSTICE  
7TH JUDICIAL DISTRICT  
DETAIL

LEGISLATIVE DISTRICT OR TOWN	ELECTION DISTRICT	TOTAL VOTES	TONIA M. ETTINGER	CHARLES A. SCHIANO, JR.	CHARLES A. SCHIANO, JR.	MIMI C. SATTE	CHARLES A. SCHIANO, JR.	SCATTER	BLANK AND VOID
			DEM	REP	CON	WOR	IND		
Leg. Dist. 29	1	53	39	6	2	0	0	0	6
	2	150	94	15	4	10	2	0	25
	3	18	14	3	1	0	0	0	0
	4	376	199	83	13	15	13	0	53
	5	398	230	64	12	18	13	0	61
	6	253	152	50	4	9	5	0	33
	7	243	119	59	15	14	9	0	27
	8	104	59	15	3	5	4	0	18
	9	557	322	96	13	15	7	0	104
	10	495	341	60	15	16	11	1	51
	11	334	171	84	7	23	19	0	30
	12	431	298	50	17	14	10	0	42
	13	276	210	11	2	10	3	0	40
	14	132	83	20	4	7	4	0	14
	15	389	254	36	8	11	4	1	75
	16	145	104	15	1	4	2	0	19
	17	233	105	64	16	11	7	0	30
	18	317	144	102	18	11	16	0	26
	19	222	125	36	5	13	4	1	38
	20	515	331	45	16	24	15	0	84
	21	395	236	81	16	22	7	0	33
	22	170	103	11	6	0	1	0	49
	23	302	176	36	12	10	2	0	66
	24	488	325	62	13	17	12	0	59
	25/28	462	280	78	14	11	6	0	73
	26	197	126	21	1	11	6	0	32
Leg. Dist. 29		7,655	4,640	1,203	238	301	182	3	1,088
CITY		70,007	41,895	11,976	2,249	3,187	2,065	49	8,586
Brighton	1	507	291	121	24	32	13	0	26
	2	324	151	110	25	10	8	0	20
	3	431	173	154	18	16	21	0	49
	4	431	242	111	12	18	20	1	27
	5	436	258	104	17	22	12	1	22
	6	593	296	199	23	18	24	1	32
	7	389	179	138	12	17	13	0	30
	8	450	185	209	16	7	16	0	17
	9	401	215	102	18	14	18	0	34
	10	484	286	135	14	10	9	0	30
	11	520	262	150	26	20	16	1	45
	12	546	299	139	27	21	15	1	44
	13	293	137	103	14	10	10	0	19

STATE SUPREME COURT JUSTICE  
7TH JUDICIAL DISTRICT  
DETAIL

LEGISLATIVE DISTRICT OR TOWN	ELECTION DISTRICT	TOTAL VOTES	TONIA M. ETTINGER	CHARLES A. SCHIANO, JR.	CHARLES A. SCHIANO, JR.	MIMI C. SATTER	CHARLES A. SCHIANO, JR.	SCATTER	BLANK AND VOID	
			DEM	REP	CON	WOR	IND			
Brighton	14	366	225	71	9	19	16	0	26	
	15	373	173	117	21	13	19	0	30	
	16	293	93	159	15	4	6	0	16	
	17	258	155	62	5	4	4	1	27	
	18	419	234	107	13	20	10	0	35	
	19	277	152	77	16	7	10	2	13	
	20	353	194	89	14	18	5	1	32	
	21	385	211	106	17	10	12	0	29	
	22	443	210	147	20	14	12	1	39	
	23	330	188	81	16	10	10	1	24	
	24	476	208	171	32	10	19	0	36	
	25	334	197	71	12	12	21	0	21	
	26	345	149	132	15	16	13	0	20	
	27	325	173	89	13	14	10	0	26	
	28	567	294	187	19	22	11	0	34	
	29	344	153	143	18	4	11	0	15	
	30	787	455	200	15	20	26	2	69	
	31	369	200	95	11	12	21	0	30	
	32	467	242	133	20	18	23	0	31	
	33	464	244	144	17	14	18	0	27	
	34	429	200	139	26	11	21	0	32	
	35	386	220	86	22	21	11	0	26	
	36	407	209	90	19	21	16	1	51	
	37	327	183	85	11	14	12	0	22	
	38	466	238	149	21	14	13	1	30	
	39	355	166	108	22	12	16	0	31	
	40	701	393	187	31	17	27	0	46	
	41	625	325	183	28	24	26	0	39	
	42	143	81	39	11	2	4	0	6	
	43	475	246	141	20	12	16	0	40	
	44	175	84	52	5	11	5	2	16	
	45	332	161	116	15	8	14	0	18	
	46		253	130	74	4	4	5	0	36
	Brighton		18,854	9,760	5,605	799	647	658	17	1,368
	Chili									
		1	339	98	161	30	8	17	0	25
		2	526	104	273	55	15	23	0	56
		3	518	172	232	43	16	15	0	40
		4	346	94	170	35	8	10	0	29
		5	424	138	199	36	7	13	0	31
		6	441	112	220	44	10	11	0	44
		7	271	99	113	19	5	8	0	27
		8	454	98	249	51	10	15	0	31



STATE SUPREME COURT JUSTICE  
7TH JUDICIAL DISTRICT  
DETAIL

LEGISLATIVE DISTRICT OR TOWN	ELECTION DISTRICT	TOTAL VOTES	TONIA M. ETTINGER	CHARLES A. SCHIANO, JR.	CHARLES A. SCHIANO, JR.	MIMI C. SATTE	CHARLES A. SCHIANO, JR.	SCATTER	BLANK AND VOID
			DEM	REP	CON	WOR	IND		
Chili	9	435	129	212	42	9	17	0	26
	10	302	81	134	44	10	12	1	20
	11	473	136	234	36	15	24	0	28
	12	442	124	212	43	7	17	1	38
	13	630	141	346	58	15	26	0	44
	14	442	95	242	46	13	18	0	28
	15	371	101	167	38	8	26	0	31
	16	842	215	434	91	17	25	0	60
	17	1,024	253	545	89	19	32	0	86
	18	487	130	247	45	10	20	1	34
	19	413	140	196	22	9	10	0	36
	20	598	193	264	46	18	22	0	55
	21	301	86	139	29	9	12	1	25
	22	512	215	194	32	17	20	2	32
	23	349	89	182	32	6	11	0	29
	24	933	309	404	83	23	25	0	89
	25	386	153	124	29	15	22	0	43
	26	582	126	292	68	15	33	0	48
	27	416	108	197	48	10	18	0	35
	28	362	115	144	32	12	12	0	47
	29	285	73	136	33	6	16	0	21
	30	309	97	117	31	17	11	0	36
	31	430	136	210	26	6	15	0	37
	32	495	132	244	48	16	17	0	38
Chili		15,138	4,292	7,233	1,404	381	573	6	1,249
Clarkson	1	640	116	349	82	14	28	0	51
	2	88	18	45	8	3	3	0	11
	3	497	130	248	51	17	9	0	42
	4	716	131	421	76	16	26	0	46
	5	986	240	450	123	27	53	0	93
	6	402	94	197	38	15	18	0	40
Clarkson		3,329	729	1,710	378	92	137	0	283
East Rochester	1	488	174	191	24	14	23	0	62
	2	402	141	156	27	16	16	0	46
	3	369	123	144	31	11	15	0	45
	4	369	136	145	16	20	11	0	41
	5	363	142	128	32	15	18	0	28
	6	435	162	171	30	3	22	0	47
	7	384	134	147	27	28	15	1	32
East Rochester		2,810	1,012	1,082	187	107	120	1	301

STATE SUPREME COURT JUSTICE  
7TH JUDICIAL DISTRICT  
DETAIL

LEGISLATIVE DISTRICT OR TOWN	ELECTION DISTRICT	TOTAL VOTES	TONIA M. ETTINGER	CHARLES A. SCHIANO, JR.	CHARLES A. SCHIANO, JR.	MIMI C. SATTER	CHARLES A. SCHIANO, JR.	SCATTER	BLANK AND VOID
			DEM	REP	CON	WOR	IND		
Gates	1	271	95	109	25	11	12	0	19
	2	359	121	157	22	12	12	0	35
	3	385	119	174	24	13	18	0	37
	4	410	104	184	39	10	14	0	59
	5	442	133	216	36	8	18	0	31
	6	432	163	170	29	21	9	0	40
	7	816	199	429	69	17	30	0	72
	8	306	80	162	22	11	8	1	22
	9	469	165	205	23	8	23	0	45
	10	234	84	99	21	3	8	1	18
	11	299	91	129	32	11	10	0	26
	12	282	92	119	14	9	12	0	36
	13	446	135	199	32	12	23	0	45
	14	327	97	149	27	6	14	0	34
	15	647	208	300	38	13	19	0	69
	16	316	120	128	19	12	8	0	29
	17	403	137	157	28	7	18	1	55
	18	455	115	228	43	7	14	0	48
	19	362	91	177	31	12	11	0	40
	20	363	113	174	26	6	19	0	25
	21	350	93	179	17	9	9	0	43
	22	298	97	127	28	7	10	0	29
	23	376	116	174	35	13	12	0	26
	24	676	221	294	44	22	26	0	69
	25	338	100	155	23	9	15	0	36
	26	493	121	248	46	15	24	0	39
	27	526	168	244	30	10	15	1	58
	28	327	81	161	26	11	13	0	35
	29	395	128	160	33	16	19	0	39
	30	256	76	122	21	8	6	0	23
	31	322	90	154	27	9	12	0	30
	32	424	120	199	37	14	18	0	36
	33	205	90	77	5	7	10	0	16
	34	369	110	164	29	10	17	0	39
	35	272	78	126	14	4	14	0	36
Gates		13,651	4,151	6,249	1,015	373	520	4	1,339
Greece	1	362	84	175	42	14	15	0	32
	2	460	98	240	55	9	25	0	33
	3	344	72	198	24	10	10	0	30
	4	333	97	164	36	4	12	0	20
	5	297	87	137	21	9	16	0	27
	6	325	103	136	23	11	20	0	32

STATE SUPREME COURT JUSTICE  
7TH JUDICIAL DISTRICT  
DETAIL

LEGISLATIVE DISTRICT OR TOWN	ELECTION DISTRICT	TOTAL VOTES	TONIA M. ETTINGER	CHARLES A. SCHIANO, JR.	CHARLES A. SCHIANO, JR.	MIMI C. SATTE	CHARLES A. SCHIANO, JR.	SCATTER	BLANK AND VOID
			DEM	REP	CON	WOR	IND		
Greece	7	436	128	198	31	12	15	0	52
	8	394	106	172	32	11	23	0	50
	9	404	125	161	36	18	25	0	39
	10	361	114	147	33	12	26	0	29
	11	200	57	93	10	6	8	0	26
	12	266	79	114	23	13	13	1	23
	13	332	89	160	30	2	20	0	31
	14	287	94	125	25	8	15	0	20
	15	354	73	194	37	3	18	1	28
	16	278	65	149	21	5	15	0	23
	17	526	118	304	46	8	17	1	32
	18	457	120	236	43	6	20	0	32
	19	342	96	165	29	8	13	0	31
	20	385	106	156	45	14	25	0	39
	21	358	83	161	51	9	24	0	30
	22	323	91	154	24	13	12	0	29
	23	570	154	276	41	10	18	1	70
	24	553	106	313	49	11	26	0	48
	25	383	125	153	38	17	16	0	34
	26	290	83	127	30	8	16	0	26
	27	669	196	302	55	19	21	0	76
	28	524	103	277	49	10	30	0	55
	29	407	115	195	41	11	18	0	27
	30	294	70	127	25	10	20	0	42
	31	325	91	156	34	5	9	0	30
	32	405	135	166	40	13	20	0	31
	33	520	107	281	58	6	26	0	42
	34	430	98	210	50	10	16	0	46
	35	391	92	178	45	8	18	0	50
	36	573	146	286	58	10	17	0	56
	37	279	70	140	42	5	10	0	12
	38	594	161	283	55	13	33	0	49
	39	286	74	142	29	4	9	0	28
	40	361	96	163	27	6	25	0	44
	41	464	114	232	39	10	26	0	43
	42	375	130	149	32	8	23	0	33
	43	435	83	235	64	4	22	0	27
	44	580	123	303	48	12	27	0	67
	45	689	129	401	62	7	33	0	57
	46	304	107	113	30	9	16	0	29
	47	410	108	194	40	13	22	0	33
	48	302	63	159	23	3	11	0	43
	49	293	70	163	24	6	11	0	19

STATE SUPREME COURT JUSTICE  
7TH JUDICIAL DISTRICT  
DETAIL

LEGISLATIVE DISTRICT OR TOWN	ELECTION DISTRICT	TOTAL VOTES	TONIA M. ETTINGER	CHARLES A. SCHIANO, JR.	CHARLES A. SCHIANO, JR.	MIMI C. SATTER	CHARLES A. SCHIANO, JR.	SCATTER	BLANK AND VOID
			DEM	REP	CON	WOR	IND		
Greece	50	387	98	187	48	6	12	0	36
	51	264	78	134	16	2	9	0	25
	52	532	124	269	54	19	25	0	41
	53	443	193	144	28	20	16	0	42
	54	487	89	265	51	8	21	0	53
	55	314	74	157	44	3	10	0	26
	56	489	122	240	42	14	25	0	46
	57	420	105	226	39	5	11	0	34
	58	530	149	260	49	12	22	0	38
	59	364	178	85	29	13	10	0	49
	60	367	102	179	26	11	16	0	33
	61	436	143	180	32	10	23	0	48
	62	540	177	235	51	11	21	0	45
	63	476	146	197	44	18	32	0	39
	64	346	84	186	26	7	15	0	28
	65	385	104	206	16	4	10	0	45
	66	234	61	116	25	3	8	1	20
	67	373	78	204	38	7	13	0	33
	68	491	99	262	55	8	20	0	47
	69	276	66	148	33	1	8	0	20
	70	1,122	214	684	91	13	45	2	73
	71	517	121	263	52	6	18	0	57
	72	599	127	336	54	9	19	0	54
	73	266	89	120	26	5	11	0	15
	74	438	148	167	26	28	31	0	38
	75	353	94	185	27	6	15	1	25
	76	326	48	208	35	4	12	0	19
	77	480	142	230	24	13	15	0	56
	78	310	78	155	25	12	13	0	27
	79	788	170	432	90	15	31	0	50
	80	548	108	310	58	9	14	0	49
	81	268	73	142	15	5	13	0	20
	82	514	188	178	44	20	30	0	54
	83	278	106	117	19	11	6	0	19
	84	501	138	252	49	8	19	0	35
	85	526	115	270	64	15	22	1	39
	86	516	92	325	43	4	15	0	37
	87	379	95	183	40	6	18	0	37
	88	423	115	201	46	10	12	0	39
	89	349	84	170	32	6	15	0	42
	90	535	95	292	59	14	30	1	44
	91	735	160	419	71	8	31	0	46
	92	686	215	302	67	8	20	1	73

STATE SUPREME COURT JUSTICE  
7TH JUDICIAL DISTRICT  
DETAIL

LEGISLATIVE DISTRICT OR TOWN	ELECTION DISTRICT	TOTAL VOTES	TONIA M. ETTINGER	CHARLES A. SCHIANO, JR.	CHARLES A. SCHIANO, JR.	MIMI C. SATTE	CHARLES A. SCHIANO, JR.	SCATTER	BLANK AND VOID
			DEM	REP	CON	WOR	IND		
Greece	93	591	194	249	46	11	23	0	68
	94	484	121	245	52	16	15	0	35
	95	324	115	147	14	9	12	0	27
	96	538	157	243	53	16	20	0	49
	97	743	148	443	69	11	26	0	46
	98	762	188	369	61	25	45	0	74
	99	485	81	275	52	10	14	0	53
	100	652	138	360	56	14	24	0	60
	101	283	50	170	30	6	7	0	20
	102	673	148	374	56	9	31	0	55
	103	503	113	286	44	6	18	0	36
	104	357	80	193	34	2	25	0	23
	105	568	105	351	46	4	23	0	39
	106	412	74	247	38	6	13	0	34
	107	344	64	208	27	6	4	0	35
	108	353	71	204	31	6	16	0	25
	109	617	147	342	43	14	32	0	39
Greece		47,830	12,113	23,990	4,400	1,041	2,056	11	4,219
Hamlin	1	452	115	211	55	8	22	0	41
	2	473	90	261	68	5	18	0	31
	3	482	92	249	62	9	22	0	48
	4	340	56	194	43	11	12	1	23
	5	426	82	235	45	12	16	0	36
	6	371	79	193	38	8	21	1	31
	7	547	96	308	56	17	22	0	48
	8	331	79	172	37	12	13	1	17
	9	283	47	165	22	6	17	0	26
	10	509	101	277	51	6	18	1	55
Hamlin		4,214	837	2,265	477	94	181	4	356
Henrietta	1	533	178	222	37	14	30	0	52
	2	422	132	183	33	11	15	0	48
	3	318	174	86	11	13	9	0	25
	4	509	252	154	22	29	18	0	34
	5	459	141	202	42	12	16	0	46
	6	435	141	173	39	12	23	0	47
	7	354	141	129	36	7	8	0	33
	8	431	137	184	26	20	21	0	43
	9	372	153	126	31	13	13	0	36
	10	435	143	184	35	18	9	0	46
	11	426	189	144	27	17	8	1	40

STATE SUPREME COURT JUSTICE  
7TH JUDICIAL DISTRICT  
DETAIL

LEGISLATIVE DISTRICT OR TOWN	ELECTION DISTRICT	TOTAL VOTES	TONIA M. ETTINGER	CHARLES A. SCHIANO, JR.	CHARLES A. SCHIANO, JR.	MIMI C. SATTE	CHARLES A. SCHIANO, JR.	SCATTER	BLANK AND VOID	
			DEM	REP	CON	WOR	IND			
Henrietta	12	409	121	183	34	11	23	0	37	
	13	728	339	258	46	11	18	0	56	
	14	424	156	158	28	16	19	0	47	
	15	558	193	229	30	27	23	0	56	
	16	302	113	117	17	17	13	0	25	
	17	486	182	185	43	12	28	1	35	
	18	524	193	201	34	14	22	0	60	
	19	396	135	182	24	8	19	1	27	
	20	740	278	314	39	17	29	0	63	
	21	348	117	149	35	8	11	0	28	
	22	639	257	257	45	14	18	0	48	
	23	471	186	181	36	14	24	0	30	
	24	573	240	206	26	19	16	0	66	
	25	394	126	173	43	9	12	0	31	
	26	854	283	373	71	20	28	0	79	
	27	729	252	304	55	12	32	0	74	
	28	508	173	221	41	20	18	1	34	
	29	1,427	635	484	97	50	35	2	124	
	30	1,056	476	358	49	37	38	0	98	
	31	324	155	89	20	10	14	0	36	
	32	665	265	276	38	13	27	0	46	
	33	346	125	142	26	10	13	0	30	
	34	309	127	118	18	14	5	0	27	
	35	635	230	278	51	8	22	0	46	
	Henrietta		18,539	7,138	7,223	1,285	557	677	6	1,653
	Irondequoit	1	654	254	236	40	21	20	0	83
		2	325	122	123	25	11	16	0	28
		3	519	193	191	34	19	30	1	51
		4	218	67	90	18	6	12	0	25
		5	444	170	159	25	21	22	0	47
		6	643	266	232	49	27	25	0	44
		7	537	194	220	51	12	19	1	40
		8	417	140	175	34	8	21	0	39
		9	430	144	192	23	8	17	0	46
		10	405	122	197	37	6	15	1	27
11		248	96	96	15	6	10	0	25	
12		372	153	103	27	17	20	0	52	
13		552	238	201	37	10	21	0	45	
14		547	197	223	43	15	25	1	43	
15		497	160	222	35	9	27	0	44	
16		675	255	268	42	11	31	2	66	
17		289	84	117	17	16	17	1	37	

STATE SUPREME COURT JUSTICE  
7TH JUDICIAL DISTRICT  
DETAIL

LEGISLATIVE DISTRICT OR TOWN	ELECTION DISTRICT	TOTAL VOTES	TONIA M. ETTINGER	CHARLES A. SCHIANO, JR.	CHARLES A. SCHIANO, JR.	MIMI C. SATTE	CHARLES A. SCHIANO, JR.	SCATTER	BLANK AND VOID
			DEM	REP	CON	WOR	IND		
Irondequoit	18	429	161	167	21	13	20	0	47
	19	510	244	123	19	21	24	0	79
	20	370	112	174	21	3	24	0	36
	21	412	167	145	30	14	24	0	32
	22	428	160	154	41	12	18	0	43
	23	399	153	146	22	9	18	1	50
	24	374	151	136	35	12	12	0	28
	25	396	136	143	36	19	16	0	46
	26	323	158	102	11	10	3	0	39
	27	265	80	116	24	10	15	1	19
	28	354	82	179	26	10	15	0	42
	29	377	138	156	23	12	9	0	39
	30	382	130	160	23	9	24	0	36
	31	508	214	166	29	15	27	0	57
	32	454	186	159	26	13	23	0	47
	33	322	115	131	22	11	12	0	31
	34	626	190	313	38	9	16	0	60
	35	314	129	103	18	9	17	0	38
	36	318	170	78	13	15	16	0	26
	37	336	115	141	17	5	12	0	46
	38	287	128	75	14	13	10	0	47
	39	157	58	70	4	2	1	0	22
	40	242	90	102	14	6	13	0	17
	41	403	159	150	19	14	20	0	41
	42	440	129	193	35	27	23	1	32
	43	364	151	124	25	9	17	1	37
	44	720	199	355	33	16	39	0	78
	45	317	114	125	21	12	15	0	30
	46	394	127	173	18	13	18	0	45
	47	156	53	81	7	2	2	0	11
	48	369	117	160	39	7	16	0	30
	49	533	183	228	40	20	22	0	40
	50	346	156	110	25	8	13	0	34
	51	488	184	184	38	15	16	1	50
	52	479	201	172	24	11	19	0	52
	53	380	130	149	19	14	11	0	57
	54	126	51	45	10	2	8	0	10
	55	460	206	143	31	17	23	0	40
	56	346	136	147	17	8	9	0	29
	57	556	198	229	36	11	18	0	64
	58	491	185	162	40	11	24	0	69
	59	364	133	141	30	7	10	0	43
	60	427	127	170	34	10	31	0	55

STATE SUPREME COURT JUSTICE  
7TH JUDICIAL DISTRICT  
DETAIL

LEGISLATIVE DISTRICT OR TOWN	ELECTION DISTRICT	TOTAL VOTES	TONIA M. ETTINGER	CHARLES A. SCHIANO, JR.	CHARLES A. SCHIANO, JR.	MIMI C. SATTE	CHARLES A. SCHIANO, JR.	SCATTER	BLANK AND VOID
			DEM	REP	CON	WOR	IND		
Irondequoit	61	503	172	208	35	15	26	0	47
	62	423	139	165	35	14	24	0	46
	63	328	105	149	23	13	13	0	25
	64	202	106	41	3	9	5	0	38
	65	300	132	104	17	10	6	0	31
	66	246	144	43	7	8	8	0	36
	67	311	104	125	22	12	8	1	39
	68	425	165	173	26	10	14	0	37
Irondequoit		27,252	10,128	10,533	1,788	800	1,175	13	2,815
Mendon	1	754	263	340	47	15	30	1	58
	2	603	223	224	47	23	26	1	59
	3	709	210	320	90	22	28	0	39
	4	524	212	215	22	18	8	0	49
	5	659	214	287	82	15	21	1	39
	6	645	213	290	62	14	26	0	40
	7	720	211	365	62	9	26	0	47
	8	304	110	127	24	14	15	0	14
	9	559	181	257	49	10	22	0	40
Mendon		5,477	1,837	2,425	485	140	202	3	385
Ogden	1	449	124	220	49	8	8	0	40
	2	492	114	253	48	6	24	0	47
	3	737	170	407	70	15	21	0	54
	4	458	108	241	58	6	12	0	33
	5	448	67	245	59	10	32	0	35
	6	625	168	293	62	12	26	0	64
	7	321	69	162	35	10	15	0	30
	8	604	134	337	51	12	19	0	51
	9	487	120	244	40	11	21	0	51
	10	509	131	256	68	7	12	0	35
	11	533	118	272	62	13	19	0	49
	12	638	124	327	72	20	32	0	63
	13	487	108	260	49	10	24	0	36
	14	466	100	259	49	12	18	0	28
	15	656	120	372	70	18	28	0	48
	16	331	54	183	43	6	8	0	37
	17	450	105	240	34	6	21	0	44
	18	708	173	357	70	20	40	0	48
	19	617	130	324	71	9	25	0	58
	20	585	115	298	91	14	27	0	40
Ogden		10,601	2,352	5,550	1,151	225	432	0	891



STATE SUPREME COURT JUSTICE  
7TH JUDICIAL DISTRICT  
DETAIL

LEGISLATIVE DISTRICT OR TOWN	ELECTION DISTRICT	TOTAL VOTES	TONIA M. ETTINGER	CHARLES A. SCHIANO, JR.	CHARLES A. SCHIANO, JR.	MIMI C. SATTER	CHARLES A. SCHIANO, JR.	SCATTER	BLANK AND VOID
			DEM	REP	CON	WOR	IND		
Parma	1	583	107	317	80	5	28	0	46
	2	637	116	352	70	20	18	0	61
	3	479	92	282	37	11	18	1	38
	4	517	70	297	72	12	16	0	50
	5	373	54	209	55	6	18	0	31
	6	250	36	148	30	5	14	0	17
	7	492	85	291	64	4	16	0	32
	8	642	128	351	67	15	25	0	56
	9	545	127	278	69	11	15	0	45
	10	544	76	290	90	18	27	0	43
	11	581	136	289	69	9	31	0	47
	12	657	157	337	50	16	45	0	52
	13	932	163	528	92	18	44	0	87
	14	464	98	235	49	9	23	0	50
	15	597	97	317	72	21	26	0	64
Parma		8,293	1,542	4,521	966	180	364	1	719
Penfield	1	249	90	94	19	5	12	0	29
	2	460	177	189	30	10	21	0	33
	3	443	117	222	40	11	26	0	27
	4	667	139	338	83	14	28	0	65
	5	495	179	206	39	9	21	0	41
	6	430	116	243	28	4	16	0	23
	7	458	163	181	40	15	23	0	36
	8	392	114	178	29	20	12	1	38
	9	561	262	186	37	14	26	0	36
	10	380	131	159	23	14	17	0	36
	11	310	112	127	20	6	9	1	35
	12	486	194	197	31	14	22	0	28
	13	670	210	312	51	17	21	0	59
	14	618	137	321	63	21	18	0	58
	15	742	258	323	50	12	34	0	65
	16	224	83	98	9	7	10	0	17
	17	496	147	236	36	13	30	0	34
	18	374	132	171	22	12	11	0	26
	19	714	278	300	42	10	27	0	57
	20	579	181	275	47	11	17	0	48
	21	563	213	217	32	12	31	0	58
	22	492	199	181	35	16	20	1	40
	23	671	226	300	43	11	28	0	63
	24	654	200	306	54	14	35	0	45
	25	426	111	212	32	9	18	0	44
	26	340	85	169	29	13	8	0	36

STATE SUPREME COURT JUSTICE  
7TH JUDICIAL DISTRICT  
DETAIL

LEGISLATIVE DISTRICT OR TOWN	ELECTION DISTRICT	TOTAL VOTES	TONIA M. ETTINGER	CHARLES A. SCHIANO, JR.	CHARLES A. SCHIANO, JR.	MIMI C. SATTER	CHARLES A. SCHIANO, JR.	SCATTER	BLANK AND VOID
			DEM	REP	CON	WOR	IND		
Penfield	27	526	175	227	47	17	23	0	37
	28	451	153	180	34	7	20	0	57
	29	690	260	274	51	20	29	0	56
	30	859	261	416	79	20	22	0	61
	31	315	132	129	19	6	8	1	20
	32	334	139	139	14	6	11	0	25
	33	449	151	185	48	11	26	0	28
	34	472	141	233	34	5	11	0	48
	35	722	263	304	40	16	30	0	69
	36	511	177	233	30	22	20	0	29
	37	917	252	474	66	14	30	0	81
	38	333	89	179	24	3	12	0	26
	39	400	117	188	35	7	15	0	38
	40	659	195	342	28	16	22	1	55
41	639	154	354	51	9	26	0	45	
42	476	123	246	36	5	18	0	48	
Penfield		21,647	7,036	9,844	1,600	498	864	5	1,800
Perinton	1	757	269	338	60	15	26	0	49
	2	574	226	234	44	8	17	0	45
	3	404	133	171	36	12	18	1	33
	4	417	148	170	32	15	16	0	36
	5	298	111	110	20	11	11	0	35
	6	417	188	148	22	10	18	0	31
	7	552	228	211	37	16	23	0	37
	8	472	187	191	46	4	16	0	28
	9	667	197	346	54	6	22	0	42
	10	542	202	218	36	12	30	0	44
	11	349	124	137	33	11	12	0	32
	12	443	156	207	30	7	19	0	24
	13	404	112	224	28	4	10	0	26
	14	482	144	219	42	12	22	0	43
	15	544	169	249	30	21	20	1	54
	16	377	143	173	23	6	10	0	22
	17	499	200	204	31	14	14	0	36
	18	491	166	205	36	15	19	0	50
	19	463	144	219	43	6	20	0	31
	20	460	167	207	36	4	17	0	29
	21	566	190	254	39	18	17	0	48
	22	344	102	157	21	16	17	0	31
	23	730	249	331	47	22	20	0	61
	24	767	247	378	44	12	20	0	66
	25	380	168	129	21	14	15	1	32

STATE SUPREME COURT JUSTICE  
7TH JUDICIAL DISTRICT  
DETAIL

LEGISLATIVE DISTRICT OR TOWN	ELECTION DISTRICT	TOTAL VOTES	TONIA M. ETTINGER	CHARLES A. SCHIANO, JR.	CHARLES A. SCHIANO, JR.	MIMI C. SATTER	CHARLES A. SCHIANO, JR.	SCATTER	BLANK AND VOID
			DEM	REP	CON	WOR	IND		
Perinton	26	487	161	217	45	7	18	0	39
	27	391	127	189	29	11	10	0	25
	28	388	132	183	19	7	19	0	28
	29	295	107	125	19	12	10	0	22
	30	510	163	227	39	12	21	0	48
	31	561	201	243	46	9	15	0	47
	32	447	170	179	38	9	15	0	36
	33	517	218	208	34	14	12	0	31
	34	564	182	255	45	9	19	0	54
	35	411	142	187	34	12	9	0	27
	36	342	150	129	20	8	10	0	25
	37	493	174	214	38	10	12	0	45
	38	618	204	265	32	16	35	0	66
	39	638	202	300	47	18	24	0	47
	40	374	128	159	26	16	14	0	31
	41	331	119	129	31	8	16	0	28
	42	529	200	193	42	16	26	0	52
	43	876	278	428	55	14	35	1	65
	44	407	148	176	35	5	15	1	27
	45	856	275	419	71	16	23	0	52
	46	301	113	120	25	7	7	1	28
	47	582	178	260	55	14	17	1	57
	48	415	152	178	29	9	20	0	27
	49	403	126	196	34	1	19	0	27
	50	238	132	50	10	14	8	0	24
	51	623	161	352	54	10	18	1	27
52	543	187	241	39	12	12	0	52	
53	397	164	163	26	8	11	0	25	
54	863	254	465	53	12	22	0	57	
55	480	143	270	22	5	13	0	27	
56	791	241	385	51	20	23	0	71	
Perinton		28,070	9,702	12,535	2,034	632	977	8	2,182
Pittsford	1	397	182	149	21	11	6	0	28
	2	421	213	127	28	6	17	3	27
	3	674	249	308	30	11	13	0	63
	4	591	234	253	34	17	15	0	38
	5	376	190	114	25	9	9	0	29
	6	359	179	115	14	10	11	0	30
	7	218	102	81	13	1	6	0	15
	8	467	154	237	32	2	13	0	29
	9	491	163	227	26	15	17	0	43
	10	652	215	323	35	13	18	0	48

STATE SUPREME COURT JUSTICE  
7TH JUDICIAL DISTRICT  
DETAIL

LEGISLATIVE DISTRICT OR TOWN	ELECTION DISTRICT	TOTAL VOTES	TONIA M. ETTINGER	CHARLES A. SCHIANO, JR.	CHARLES A. SCHIANO, JR.	MIMI C. SATTER	CHARLES A. SCHIANO, JR.	SCATTER	BLANK AND VOID	
			DEM	REP	CON	WOR	IND			
Pittsford	11	392	133	165	33	11	17	0	33	
	12	498	201	221	23	10	14	0	29	
	13	328	139	120	21	10	13	0	25	
	14	592	218	269	43	9	12	1	40	
	15	413	165	147	22	18	18	0	43	
	16	417	176	166	23	10	17	0	25	
	17	605	279	222	33	9	21	0	41	
	18	426	203	159	22	6	7	0	29	
	19	305	95	136	36	8	6	0	24	
	20	502	213	192	30	13	17	0	37	
	21	516	240	201	28	5	16	0	26	
	22	585	267	240	32	6	15	0	25	
	23	412	142	185	38	6	16	0	25	
	24	537	213	229	31	3	16	0	45	
	25	583	230	264	32	4	19	1	33	
	26	481	174	207	34	15	19	0	32	
	27	447	190	170	35	13	13	1	25	
	28	427	177	182	15	7	11	1	34	
	29	453	136	215	28	13	17	0	44	
	30	431	200	173	18	6	12	0	22	
	31	592	232	274	33	10	16	0	27	
	32	522	223	223	24	7	16	0	29	
	33	734	260	331	51	20	18	0	54	
	34	850	358	367	33	14	23	0	55	
	Pittsford		16,694	6,745	6,992	976	328	494	7	1,152
	Riga	1	779	188	398	84	18	33	0	58
		2	592	124	353	65	5	15	0	30
		3	377	101	191	34	8	13	0	30
		4	506	85	291	50	13	18	0	49
		5	491	79	306	43	7	16	0	40
		6	476	77	260	70	8	25	0	36
	Riga		3,221	654	1,799	346	59	120	0	243
	Rush	1	605	166	304	55	13	20	0	47
		2	422	96	213	50	7	24	1	31
	3	575	192	256	57	12	25	0	33	
	4	587	180	273	61	8	24	0	41	
Rush		2,189	634	1,046	223	40	93	1	152	
Sweden	1	509	167	212	45	15	21	0	49	
	2	281	114	87	22	11	14	0	33	

STATE SUPREME COURT JUSTICE  
7TH JUDICIAL DISTRICT  
DETAIL

LEGISLATIVE DISTRICT OR TOWN	ELECTION DISTRICT	TOTAL VOTES	TONIA M. ETTINGER	CHARLES A. SCHIANO, JR.	CHARLES A. SCHIANO, JR.	MIMI C. SATTER	CHARLES A. SCHIANO, JR.	SCATTER	BLANK AND VOID
			DEM	REP	CON	WOR	IND		
Sweden	3	566	193	200	63	26	30	0	54
	4	580	171	261	57	16	31	0	44
	5	137	59	47	7	5	3	0	16
	6	433	138	170	50	23	21	1	30
	7	481	154	212	52	12	19	0	32
	8	421	91	202	63	11	21	0	33
	9	430	138	171	41	25	14	0	41
	10	672	125	333	95	14	27	1	77
	11	182	68	55	15	17	9	0	18
	12	444	99	217	65	13	13	0	37
Sweden		5,136	1,517	2,167	575	188	223	2	464
Webster	1	477	143	230	46	15	16	0	27
	2	764	284	304	50	29	37	0	60
	3	607	191	287	52	12	16	0	49
	4	274	76	144	18	11	6	0	19
	5	496	147	232	42	14	17	0	44
	6	435	136	207	34	9	18	0	31
	7	555	167	259	41	18	20	0	50
	8	446	117	224	46	11	19	0	29
	9	504	115	267	51	6	19	0	46
	10	1,061	295	525	98	18	41	0	84
	11	560	151	290	52	14	15	0	38
	12	625	164	333	50	8	17	0	53
	13	466	138	229	45	8	20	0	26
	14	443	154	202	37	5	11	0	34
	15	385	117	185	32	10	16	0	25
	16	687	218	328	52	15	22	0	52
	17	484	114	267	42	11	15	0	35
	18	371	110	180	28	10	15	0	28
	19	777	209	388	75	21	18	0	66
	20	703	184	359	76	10	26	0	48
	21	638	163	353	47	11	16	0	48
	22	545	152	249	61	17	19	0	47
	23	436	132	209	37	9	21	0	28
	24	1,221	348	569	116	25	48	0	115
	25	261	70	143	19	4	7	0	18
	26	565	157	271	47	15	27	2	46
	27	645	204	298	51	15	20	0	57
	28	517	168	244	41	6	16	0	42
	29	349	122	153	21	10	12	0	31
	30	381	162	119	31	12	11	0	46
	31	612	154	322	57	12	16	0	51

STATE SUPREME COURT JUSTICE  
7TH JUDICIAL DISTRICT  
DETAIL

LEGISLATIVE DISTRICT OR TOWN	ELECTION DISTRICT	TOTAL VOTES	TONIA M. ETTINGER	CHARLES A. SCHIANO, JR.	CHARLES A. SCHIANO, JR.	MIMI C. SATTER	CHARLES A. SCHIANO, JR.	SCATTER	BLANK AND VOID
			DEM	REP	CON	WOR	IND		
Webster	32	691	169	368	73	12	23	0	46
	33	517	155	249	39	12	22	0	40
	34	303	82	151	26	6	10	0	28
	35	368	110	165	44	7	10	0	32
	36	451	131	222	39	10	19	1	29
	37	876	269	426	64	20	23	0	74
	38	557	205	241	33	9	23	0	46
	39	474	150	232	32	7	22	0	31
	40	1,122	391	512	76	25	23	0	95
	41	693	175	354	66	10	24	0	64
	42	556	145	258	51	10	27	0	65
	43	443	140	223	32	9	10	0	29
Webster		24,341	7,184	11,771	2,070	528	833	3	1,952
Wheatland	1	449	157	174	57	19	10	0	32
	2	471	109	221	60	13	21	0	47
	3	602	203	251	53	26	23	1	45
	4	502	151	207	47	23	23	0	51
	5	534	106	282	74	12	23	0	37
Wheatland		2,558	726	1,135	291	93	100	1	212
TOWNS		279,844	90,089	125,675	22,450	7,003	10,799	93	23,735
GRAND TOTAL:		349,851	131,984	137,651	24,699	10,190	12,864	142	32,321

REPRESENTATIVE IN CONGRESS  
25TH DISTRICT  
SUMMARY

LEGISLATIVE DISTRICT OR TOWN	TOTAL VOTES	LOUISE	MARK	MARK	LOUISE	MARK	LOUISE	MARK	SCATTER	BLANK AND VOID
		M. SLAUGHTER	W. ASSINI	W. ASSINI	M. SLAUGHTER	W. ASSINI	M. SLAUGHTER	W. ASSINI		
		DEM	REP	CON	WOR	IND	WEP	REF		
Leg. Dist. 07	911	469	295	55	28	22	8	1	0	33
Leg. Dist. 16	8	6	2	0	0	0	0	0	0	0
Leg. Dist. 21	9,006	6,478	1,152	243	444	133	177	25	13	341
Leg. Dist. 22	6,716	5,492	353	63	219	53	85	12	2	437
Leg. Dist. 23	10,304	6,805	1,894	333	510	203	184	51	15	309
Leg. Dist. 24	6,309	4,299	889	166	436	96	157	30	13	223
Leg. Dist. 25	7,622	6,084	506	96	329	78	137	14	4	374
Leg. Dist. 26	5,819	3,283	1,547	293	240	117	95	22	5	217
Leg. Dist. 27	9,801	7,817	801	169	389	93	125	27	7	373
Leg. Dist. 28	6,126	4,372	788	161	245	83	95	20	3	359
Leg. Dist. 29	7,677	5,679	888	167	246	84	136	21	3	453
CITY	70,299	50,784	9,115	1,746	3,086	962	1,199	223	65	3,119
Brighton	19,010	12,056	4,374	708	717	308	331	57	24	435
Chili	15,178	5,621	6,923	1,288	380	363	159	57	12	375
Clarkson	3,247	1,010	1,547	350	85	96	31	12	2	114
East Rochester	2,818	1,350	954	168	118	64	51	10	8	95
Gates	13,669	5,171	6,340	995	298	383	105	55	6	316
Greece	47,910	19,064	20,312	3,892	1,267	1,147	418	137	23	1,650
Henrietta	18,582	9,187	6,333	1,196	523	416	232	67	19	609
Irondequoit	27,323	13,971	8,873	1,586	930	611	349	94	14	895
Ogden	10,618	3,366	5,252	1,084	238	279	91	29	3	276
Parma	8,311	2,478	4,133	921	241	208	58	12	2	258
Penfield	21,712	9,651	8,701	1,463	529	475	244	78	9	562
Perinton	28,166	13,229	10,924	1,844	625	547	328	95	21	553
Pittsford	16,773	8,756	5,914	867	357	276	154	45	12	392
Riga	3,227	940	1,681	344	67	73	29	8	1	84
Sweden	5,156	2,009	2,038	544	153	147	74	24	4	163
Webster	24,387	10,017	10,426	1,887	581	501	242	68	6	659
TOWNS	266,087	117,876	104,725	19,137	7,109	5,894	2,896	848	166	7,436
GRAND TOTAL:	336,386	168,660	113,840	20,883	10,195	6,856	4,095	1,071	231	10,555

REPRESENTATIVE IN CONGRESS  
25TH DISTRICT  
DETAIL

LEGISLATIVE DISTRICT OR TOWN	ELECTION DISTRICT	TOTAL VOTES	LOUISE M. SLAUGHTER	MARK W. ASSINI	MARK W. ASSINI	LOUISE M. SLAUGHTER	MARK W. ASSINI	LOUISE M. SLAUGHTER	MARK W. ASSINI	SCATTER	BLANK AND VOID
			DEM	REP	CON	WOR	IND	WEP	REF		
Leg. Dist. 07											
	1	543	244	211	33	15	15	6	1	0	18
	2	368	225	84	22	13	7	2	0	0	15
Leg. Dist. 07		911	469	295	55	28	22	8	1	0	33
Leg. Dist. 16											
	1	8	6	2	0	0	0	0	0	0	0
Leg. Dist. 16		8	6	2	0	0	0	0	0	0	0
Leg. Dist. 21											
	1	373	221	63	10	38	10	14	2	2	13
	2	317	201	62	14	25	3	9	1	0	2
	3	220	157	28	16	6	4	4	0	0	5
	4	216	170	16	4	9	2	3	0	1	11
	5	225	145	26	9	22	6	7	1	1	8
	6	451	301	55	5	16	5	17	1	2	49
	7	558	371	105	18	24	10	12	1	1	16
	8	183	131	22	2	8	3	4	2	0	11
	9	411	262	85	7	24	6	13	0	0	14
	10	479	341	84	12	17	4	9	0	0	12
	11	351	289	31	7	13	3	1	0	0	7
	12	734	493	120	25	34	15	9	3	2	33
	13	253	170	27	5	30	5	10	1	0	5
	14	178	130	20	5	12	6	1	2	0	2
	15	496	386	51	19	20	4	4	0	0	12
	16	176	121	27	8	5	1	2	0	0	12
	17	381	281	31	9	23	11	7	0	0	19
	18	321	268	15	7	10	1	2	1	0	17
	19	209	165	16	1	9	3	3	1	1	10
	20	209	143	32	8	11	5	5	0	0	5
	21	297	241	28	6	6	4	5	1	0	6



REPRESENTATIVE IN CONGRESS  
25TH DISTRICT  
DETAIL

LEGISLATIVE DISTRICT OR TOWN	ELECTION DISTRICT	TOTAL VOTES	LOUISE M. SLAUGHTER	MARK W. ASSINI	MARK W. ASSINI	LOUISE M. SLAUGHTER	MARK W. ASSINI	LOUISE M. SLAUGHTER	MARK W. ASSINI	SCATTER	BLANK AND VOID
			DEM	REP	CON	WOR	IND	WEP	REF		
Leg. Dist. 21											
	22	408	328	29	7	18	3	9	0	0	14
	23	361	275	36	9	18	6	5	2	1	9
	24	501	306	103	23	24	10	8	4	0	23
	25	328	286	11	3	9	2	6	1	0	10
	26	119	92	14	2	7	0	1	0	1	2
	27	251	204	15	2	6	1	7	1	1	14
Leg. Dist. 21		9,006	6,478	1,152	243	444	133	177	25	13	341
Leg. Dist. 22											
	1	460	375	30	2	15	2	3	0	1	32
	2	183	158	1	1	7	2	1	0	0	13
	3	305	224	13	6	9	2	3	1	0	47
	4	193	161	7	1	5	1	2	0	0	16
	5	237	201	5	2	5	4	2	0	0	18
	6	251	216	7	1	6	2	3	0	0	16
	7	191	155	5	1	9	0	8	0	0	13
	8	292	234	17	3	13	1	7	1	0	16
	9	225	177	18	0	7	7	3	0	0	13
	10	213	194	7	1	4	0	0	0	0	7
	11	326	275	14	4	14	3	2	0	0	14
	12	208	174	8	1	5	0	3	0	0	17
	13	114	100	5	0	1	0	2	0	0	6
	14	257	207	17	2	12	3	4	1	0	11
	15	347	296	9	2	14	4	4	1	0	17
	16	132	112	1	2	2	0	2	1	0	12
	17	133	113	4	1	8	0	2	0	0	5
	18	184	154	7	0	5	1	2	0	0	15
	19	196	163	11	2	4	1	1	0	0	14
	20	314	266	10	3	10	4	3	0	0	18

REPRESENTATIVE IN CONGRESS  
25TH DISTRICT  
DETAIL

LEGISLATIVE DISTRICT OR TOWN	ELECTION DISTRICT	TOTAL VOTES	LOUISE M. SLAUGHTER	MARK W. ASSINI	MARK W. ASSINI	LOUISE M. SLAUGHTER	MARK W. ASSINI	LOUISE M. SLAUGHTER	MARK W. ASSINI	SCATTER	BLANK AND VOID
			DEM	REP	CON	WOR	IND	WEP	REF		
Leg. Dist. 22											
	21	178	141	13	0	3	0	3	0	0	18
	22	357	296	17	6	9	1	4	0	0	24
	23	188	160	5	3	4	0	0	0	0	16
	24	115	92	10	1	3	1	3	0	0	5
	25	517	377	65	8	22	6	7	3	0	29
	26/25-19	289	216	38	4	8	4	2	3	1	13
	27	311	255	9	6	15	4	9	1	0	12
Leg. Dist. 22		6,716	5,492	353	63	219	53	85	12	2	437
Leg. Dist. 23											
	1	198	135	37	3	8	4	4	0	1	6
	2	380	262	45	13	26	11	9	2	0	12
	3	284	181	50	5	19	8	4	4	1	12
	4	522	345	114	14	19	8	3	3	1	15
	5	265	182	43	4	13	7	4	2	1	9
	6	224	148	39	5	11	7	4	2	0	8
	7	430	276	78	6	39	6	7	1	3	14
	8	391	261	54	15	26	9	14	3	0	9
	9	261	189	36	7	12	4	7	0	0	6
	10	315	202	59	9	20	3	4	2	1	15
	11	359	254	55	7	29	3	3	0	0	8
	12	424	288	85	15	17	3	8	0	0	8
	13	335	218	70	7	11	8	2	2	0	17
	14	371	263	54	5	20	8	9	1	0	11
	15	268	180	50	7	11	4	7	1	2	6
	16	182	121	39	7	3	3	5	2	0	2
	17	498	323	80	22	31	9	9	2	1	21
	18	691	418	155	31	39	15	12	3	1	17
	19	402	234	105	17	21	10	5	2	0	8

REPRESENTATIVE IN CONGRESS  
25TH DISTRICT  
DETAIL

LEGISLATIVE DISTRICT OR TOWN	ELECTION DISTRICT	TOTAL VOTES	LOUISE M. SLAUGHTER	MARK W. ASSINI	MARK W. ASSINI	LOUISE M. SLAUGHTER	MARK W. ASSINI	LOUISE M. SLAUGHTER	MARK W. ASSINI	SCATTER	BLANK AND VOID
			DEM	REP	CON	WOR	IND	WEP	REF		
Leg. Dist. 23											
	20	431	302	63	16	23	12	5	1	1	8
	21	323	211	72	13	11	4	8	0	0	4
	22	314	210	68	5	12	4	4	2	0	9
	23	233	176	22	6	16	4	4	0	0	5
	24	359	221	79	16	7	6	8	2	1	19
	25	494	319	108	18	14	9	8	4	0	14
	26	580	386	114	27	16	10	10	3	1	13
	27	272	160	51	21	11	13	2	2	0	12
	28	419	290	50	11	23	9	14	4	0	18
	29	79	50	19	1	2	2	1	1	0	3
Leg. Dist. 23		10,304	6,805	1,894	333	510	203	184	51	15	309
Leg. Dist. 24											
	1	423	292	44	10	46	3	17	1	0	10
	2/22	332	242	39	8	28	7	7	1	0	0
	3/23	321	231	41	7	23	6	8	1	0	4
	4	469	322	63	8	32	9	14	5	0	16
	5/24	434	293	77	13	16	3	9	4	0	19
	6	291	197	37	11	19	6	5	1	2	13
	7/19	332	231	49	11	15	3	2	4	1	16
	8	317	202	57	12	21	4	7	2	4	8
	9	252	158	58	14	7	3	7	1	0	4
	10	468	317	53	7	53	9	15	0	1	13
	11/12	282	208	36	4	10	1	2	1	0	20
	13	409	294	35	14	34	6	11	2	1	12
	14/21	534	354	71	11	47	13	17	3	0	18
	15	440	290	60	7	30	7	14	1	1	30
	16	376	244	64	10	30	7	8	2	0	11
	17	139	96	34	1	3	1	0	0	0	4

REPRESENTATIVE IN CONGRESS  
25TH DISTRICT  
DETAIL

LEGISLATIVE DISTRICT OR TOWN	ELECTION DISTRICT	TOTAL VOTES	LOUISE M. SLAUGHTER	MARK W. ASSINI	MARK W. ASSINI	LOUISE M. SLAUGHTER	MARK W. ASSINI	LOUISE M. SLAUGHTER	MARK W. ASSINI	SCATTER	BLANK AND VOID
			DEM	REP	CON	WOR	IND	WEP	REF		
Leg. Dist. 24											
	18	411	271	62	17	16	6	13	1	3	22
	20	79	57	9	1	6	2	1	0	0	3
Leg. Dist. 24		6,309	4,299	889	166	436	96	157	30	13	223
Leg. Dist. 25											
	1	436	327	64	8	17	5	3	0	1	11
	2	361	303	15	4	17	2	10	1	0	9
	3	410	356	15	6	15	1	4	0	0	13
	4/24	205	158	14	3	7	2	2	0	0	19
	5	350	301	9	1	9	0	4	1	0	25
	6	273	193	23	12	26	6	7	1	0	5
	7	437	400	3	2	7	1	1	0	0	23
	8	361	324	9	0	6	2	8	0	0	12
	9	178	150	2	1	10	0	6	0	0	9
	10	376	304	27	2	14	4	6	0	0	19
	11	185	148	6	2	7	2	4	0	0	16
	12/28	373	256	29	7	42	14	12	2	0	11
	13	330	281	7	1	14	2	5	0	0	20
	14	184	130	19	4	17	7	5	0	0	2
	15	272	237	11	1	7	0	2	1	0	13
	16	313	246	28	4	6	2	5	1	0	21
	17	262	225	3	1	8	2	5	1	0	17
	18	423	342	26	5	9	4	7	1	2	27
	20	121	75	26	7	3	4	1	1	1	3
	21/28-19	265	212	19	5	10	3	6	0	0	10
	22	248	190	22	6	13	3	5	1	0	8
	23	211	165	15	0	7	0	3	1	0	20
	25	562	421	58	10	24	6	7	0	0	36
	26/27	185	130	17	1	11	3	10	2	0	11

REPRESENTATIVE IN CONGRESS  
25TH DISTRICT  
DETAIL

LEGISLATIVE DISTRICT OR TOWN	ELECTION DISTRICT	TOTAL VOTES	LOUISE M. SLAUGHTER	MARK W. ASSINI	MARK W. ASSINI	LOUISE M. SLAUGHTER	MARK W. ASSINI	LOUISE M. SLAUGHTER	MARK W. ASSINI	SCATTER	BLANK AND VOID
			DEM	REP	CON	WOR	IND	WEP	REF		
Leg. Dist. 25											
	29/30	301	210	39	3	23	3	9	0	0	14
Leg. Dist. 25		7,622	6,084	506	96	329	78	137	14	4	374
Leg. Dist. 26											
	1	583	306	186	34	27	8	7	2	0	13
	2	256	138	69	22	8	6	4	1	0	8
	3	175	95	56	4	6	4	3	0	0	7
	4	313	146	103	16	20	7	4	2	1	14
	5	329	205	73	9	16	4	3	1	0	18
	6	289	212	47	5	7	3	4	1	0	10
	7	381	249	83	12	11	4	6	1	1	14
	8	354	239	57	12	21	5	5	1	0	14
	9	382	232	68	21	22	11	9	3	0	16
	10	395	251	78	18	19	5	8	0	1	15
	11	318	158	103	14	11	5	7	3	1	16
	12	342	153	123	21	15	8	8	2	0	12
	13	365	180	122	29	11	9	3	0	0	11
	14	383	197	117	30	11	13	5	1	0	9
	15	345	225	58	13	18	10	9	1	0	11
	16	324	156	109	20	11	11	4	1	0	12
	17	285	141	95	13	6	4	6	2	1	17
Leg. Dist. 26		5,819	3,283	1,547	293	240	117	95	22	5	217
Leg. Dist. 27											
	1	421	331	39	14	17	6	4	0	1	9
	2	433	350	33	16	16	2	2	2	0	12
	3	359	263	45	12	15	5	7	1	0	11
	4	439	351	38	10	17	4	7	0	0	12
	5	449	373	17	7	25	2	7	1	0	17
	6	426	358	20	8	14	4	1	0	0	21

REPRESENTATIVE IN CONGRESS  
25TH DISTRICT  
DETAIL

LEGISLATIVE DISTRICT OR TOWN	ELECTION DISTRICT	TOTAL VOTES	LOUISE M. SLAUGHTER	MARK W. ASSINI	MARK W. ASSINI	LOUISE M. SLAUGHTER	MARK W. ASSINI	LOUISE M. SLAUGHTER	MARK W. ASSINI	SCATTER	BLANK AND VOID
			DEM	REP	CON	WOR	IND	WEP	REF		
Leg. Dist. 27											
	7	404	312	42	8	20	2	10	0	0	10
	8	682	566	29	4	23	4	11	1	1	43
	9	430	347	27	7	22	2	5	1	0	19
	10	396	286	58	9	20	2	6	5	1	9
	11	486	393	41	6	20	5	4	1	0	16
	12	375	305	22	7	13	5	3	6	0	14
	13	436	386	17	2	16	3	5	1	0	6
	14	324	277	22	0	10	1	4	0	0	10
	15	390	337	10	6	15	1	4	1	0	16
	16	409	336	19	10	13	6	5	0	1	19
	17	494	398	42	3	18	3	3	1	0	26
	18	442	306	80	8	17	7	8	2	0	14
	19	449	386	18	5	17	3	6	0	0	14
	20	291	251	9	0	11	1	6	0	0	13
	21	216	181	11	4	9	3	3	0	1	4
	22	349	223	65	8	13	7	4	4	1	24
	23	275	234	9	2	10	3	3	0	0	14
	25	182	111	37	8	9	4	2	0	1	10
	26	244	156	51	5	9	8	5	0	0	10
Leg. Dist. 27		9,801	7,817	801	169	389	93	125	27	7	373
Leg. Dist. 28											
	1	355	254	40	12	19	3	5	0	0	22
	2	235	166	27	13	11	1	1	1	0	15
	3	234	199	19	1	4	3	4	0	0	4
	4	221	148	34	5	8	3	2	0	0	21
	5	206	129	44	5	15	1	4	0	0	8
	6	447	322	67	12	14	7	10	2	0	13
	7	560	382	90	15	23	13	4	1	0	32

REPRESENTATIVE IN CONGRESS  
25TH DISTRICT  
DETAIL

LEGISLATIVE DISTRICT OR TOWN	ELECTION DISTRICT	TOTAL VOTES	LOUISE M. SLAUGHTER	MARK W. ASSINI	MARK W. ASSINI	LOUISE M. SLAUGHTER	MARK W. ASSINI	LOUISE M. SLAUGHTER	MARK W. ASSINI	SCATTER	BLANK AND VOID
			DEM	REP	CON	WOR	IND	WEP	REF		
Leg. Dist. 28											
	8	312	252	23	6	7	2	2	0	0	20
	9	353	238	63	13	12	6	8	0	0	13
	10	145	103	16	4	4	0	4	3	0	11
	11	289	211	33	4	11	1	5	0	0	24
	12	203	150	21	6	7	3	2	0	1	13
	13	345	239	45	7	8	5	9	0	1	31
	14	348	263	29	11	19	7	2	3	0	14
	15	151	109	18	1	6	1	3	1	0	12
	16	289	188	42	7	11	5	8	2	1	25
	17	57	40	9	4	1	0	0	0	0	3
	18	314	227	43	5	14	4	3	1	0	17
	20	454	313	63	11	18	13	9	1	0	26
	21	406	281	46	15	25	4	7	5	0	23
	22	202	158	16	4	8	1	3	0	0	12
Leg. Dist. 28		6,126	4,372	788	161	245	83	95	20	3	359
Leg. Dist. 29											
	1	53	44	4	0	2	1	1	0	0	1
	2	154	115	14	2	8	0	5	0	0	10
	3	18	16	1	0	0	0	0	0	0	1
	4	379	254	67	10	12	8	8	1	0	19
	5	398	297	45	9	12	2	5	3	0	25
	6	253	186	40	3	5	1	8	1	0	9
	7	244	151	51	12	12	5	4	1	0	8
	8	104	74	13	1	3	4	3	0	0	6
	9	557	392	79	6	14	5	6	2	1	52
	10	496	406	35	10	13	3	4	2	0	23
	11	335	229	56	8	12	7	7	3	0	13
	12	431	342	40	12	9	5	9	1	0	13

REPRESENTATIVE IN CONGRESS  
25TH DISTRICT  
DETAIL

LEGISLATIVE DISTRICT OR TOWN	ELECTION DISTRICT	TOTAL VOTES	LOUISE M. SLAUGHTER	MARK W. ASSINI	MARK W. ASSINI	LOUISE M. SLAUGHTER	MARK W. ASSINI	LOUISE M. SLAUGHTER	MARK W. ASSINI	SCATTER	BLANK AND VOID
			DEM	REP	CON	WOR	IND	WEP	REF		
Leg. Dist. 29											
	13	277	234	8	1	8	2	4	0	0	20
	14	132	87	18	5	10	2	4	0	0	6
	15	389	310	24	3	11	0	6	0	1	34
	16	145	116	9	1	5	5	2	0	0	7
	17	234	146	48	11	9	3	1	2	0	14
	18	318	201	69	14	13	5	8	0	0	8
	19	223	168	24	5	7	4	2	0	1	12
	20	518	397	39	6	25	5	12	1	0	33
	21	396	281	57	16	17	6	6	1	0	12
	22	170	141	9	0	2	0	3	0	0	15
	23	302	194	30	6	9	4	9	1	0	49
	24	489	385	45	14	12	3	10	1	0	19
	25/28	464	358	50	10	11	2	6	0	0	27
	26	198	155	13	2	5	2	3	1	0	17
Leg. Dist. 29		<u>7,677</u>	<u>5,679</u>	<u>888</u>	<u>167</u>	<u>246</u>	<u>84</u>	<u>136</u>	<u>21</u>	<u>3</u>	<u>453</u>
CITY		70,299	50,784	9,115	1,746	3,086	962	1,199	223	65	3,119
Brighton											
	1	511	329	94	19	37	7	12	3	1	9
	2	325	172	101	20	13	7	4	2	0	6
	3	434	249	117	15	18	7	5	1	1	21
	4	437	285	89	11	29	9	9	0	1	4
	5	446	308	86	14	19	5	7	0	1	6
	6	599	372	155	21	24	7	7	4	1	8
	7	390	231	104	13	14	10	5	1	0	12
	8	456	237	179	12	5	7	9	0	3	4
	9	407	260	79	18	16	10	5	3	0	16
	10	487	336	107	17	7	4	11	0	0	5
	11	525	309	132	25	19	13	12	3	1	11



REPRESENTATIVE IN CONGRESS  
25TH DISTRICT  
DETAIL

LEGISLATIVE DISTRICT OR TOWN	ELECTION DISTRICT	TOTAL VOTES	LOUISE M. SLAUGHTER	MARK W. ASSINI	MARK W. ASSINI	LOUISE M. SLAUGHTER	MARK W. ASSINI	LOUISE M. SLAUGHTER	MARK W. ASSINI	SCATTER	BLANK AND VOID
			DEM	REP	CON	WOR	IND	WEP	REF		
Brighton											
	12	552	364	115	21	22	9	11	1	1	8
	13	297	187	71	8	13	6	4	1	1	6
	14	368	255	59	9	18	8	10	0	0	9
	15	374	213	91	24	19	11	3	3	1	9
	16	300	134	138	14	2	5	2	0	0	5
	17	258	201	35	4	1	1	3	0	0	13
	18	422	286	91	10	22	3	6	0	0	4
	19	280	180	59	16	12	3	5	1	0	4
	20	355	230	67	18	12	3	6	2	2	15
	21	387	234	91	14	17	7	13	1	0	10
	22	445	288	107	15	10	4	9	1	0	11
	23	330	230	65	11	10	1	4	1	0	8
	24	477	296	111	25	16	11	5	3	0	10
	25	342	232	62	10	19	7	5	0	0	7
	26	352	200	101	16	17	5	3	1	0	9
	27	332	214	76	15	10	4	7	0	0	6
	28	570	369	137	17	23	2	8	3	0	11
	29	344	194	112	17	7	6	4	3	0	1
	30	788	564	138	16	27	10	12	1	1	19
	31	371	248	77	7	16	5	10	1	1	6
	32	475	317	94	16	25	5	12	1	0	5
	33	466	303	110	13	16	6	8	2	0	8
	34	429	252	104	25	18	10	10	1	0	9
	35	393	259	67	17	28	4	3	0	0	15
	36	408	251	76	21	14	10	11	0	1	24
	37	327	216	70	8	15	11	4	0	0	3
	38	472	286	116	21	16	10	9	1	1	12
	39	358	201	96	23	14	7	10	1	0	6

REPRESENTATIVE IN CONGRESS  
25TH DISTRICT  
DETAIL

LEGISLATIVE DISTRICT OR TOWN	ELECTION DISTRICT	TOTAL VOTES	LOUISE M. SLAUGHTER	MARK W. ASSINI	MARK W. ASSINI	LOUISE M. SLAUGHTER	MARK W. ASSINI	LOUISE M. SLAUGHTER	MARK W. ASSINI	SCATTER	BLANK AND VOID
			DEM	REP	CON	WOR	IND	WEP	REF		
Brighton											
	40	711	491	137	20	17	14	12	4	2	14
	41	627	406	132	23	23	15	14	2	1	11
	42	143	91	29	10	7	3	3	0	0	0
	43	479	302	111	15	10	8	7	1	1	24
	44	175	105	38	5	7	2	5	2	2	9
	45	332	192	96	15	11	4	3	2	0	9
	46	254	177	52	4	2	2	4	0	0	13
		19,010	12,056	4,374	708	717	308	331	57	24	435
Brighton Chili											
	1	342	131	156	32	5	11	2	1	0	4
	2	526	140	284	54	15	15	6	1	0	11
	3	519	211	210	43	15	9	15	2	1	13
	4	346	124	157	35	9	5	2	3	0	11
	5	424	162	192	36	6	13	2	2	0	11
	6	443	155	198	46	11	5	12	1	1	14
	7	271	132	97	17	10	4	1	1	0	9
	8	458	150	232	43	9	6	2	5	0	11
	9	436	157	204	40	16	6	7	1	1	4
	10	309	97	134	45	10	8	4	2	1	8
	11	473	166	237	28	12	18	4	2	0	6
	12	443	161	212	35	7	11	3	2	2	10
	13	631	197	326	53	10	16	8	5	0	16
	14	442	135	225	45	14	13	2	0	0	8
	15	374	121	174	39	3	17	6	3	2	9
	16	842	283	417	79	21	16	8	1	0	17
	17	1,027	338	539	75	14	23	7	3	1	27
	18	489	162	252	32	13	14	6	2	0	8
	19	415	190	176	22	11	7	3	0	0	6

REPRESENTATIVE IN CONGRESS  
25TH DISTRICT  
DETAIL

LEGISLATIVE DISTRICT OR TOWN	ELECTION DISTRICT	TOTAL VOTES	LOUISE M. SLAUGHTER	MARK W. ASSINI	MARK W. ASSINI	LOUISE M. SLAUGHTER	MARK W. ASSINI	LOUISE M. SLAUGHTER	MARK W. ASSINI	SCATTER	BLANK AND VOID
			DEM	REP	CON	WOR	IND	WEP	REF		
Chili											
	20	600	243	257	46	16	13	7	1	0	17
	21	302	120	134	18	8	7	3	2	1	9
	22	512	258	164	31	24	11	5	0	1	18
	23	349	115	172	33	13	4	3	0	0	9
	24	935	405	376	72	19	28	3	4	0	28
	25	386	207	111	27	15	12	4	1	0	9
	26	585	168	290	58	15	20	8	2	0	24
	27	417	156	182	41	9	9	6	1	1	12
	28	362	151	139	34	11	6	3	3	0	15
	29	285	101	125	31	8	9	1	4	0	6
	30	309	134	116	29	12	7	4	1	0	6
	31	430	176	199	26	12	8	4	1	0	4
	32	496	175	236	43	7	12	8	0	0	15
Chili		15,178	5,621	6,923	1,288	380	363	159	57	12	375
Clarkson											
	1	641	177	326	76	18	22	3	1	0	18
	3	497	178	230	46	11	10	6	1	0	15
	4	717	206	379	75	15	18	4	4	0	16
	5	989	324	417	115	33	31	12	6	1	50
	6	403	125	195	38	8	15	6	0	1	15
Clarkson		3,247	1,010	1,547	350	85	96	31	12	2	114
East Rochester											
	1	489	238	168	22	18	8	11	1	2	21
	2	402	202	132	27	17	7	5	2	1	9
	3	372	172	129	26	16	10	5	1	2	11
	4	369	170	137	12	19	8	8	0	1	14
	5	365	184	110	30	12	9	8	0	0	12
	6	436	213	153	28	7	13	3	3	0	16

REPRESENTATIVE IN CONGRESS  
25TH DISTRICT  
DETAIL

LEGISLATIVE DISTRICT OR TOWN	ELECTION DISTRICT	TOTAL VOTES	LOUISE M. SLAUGHTER	MARK W. ASSINI	MARK W. ASSINI	LOUISE M. SLAUGHTER	MARK W. ASSINI	LOUISE M. SLAUGHTER	MARK W. ASSINI	SCATTER	BLANK AND VOID
			DEM	REP	CON	WOR	IND	WEP	REF		
East Rochester	7	385	171	125	23	29	9	11	3	2	12
East Rochester		2,818	1,350	954	168	118	64	51	10	8	95
Gates	1	271	120	100	22	13	9	4	0	0	3
	2	359	139	163	21	10	12	1	1	0	12
	3	385	152	172	31	10	8	6	1	0	5
	4	411	144	184	39	15	8	2	3	0	16
	5	442	176	205	31	10	10	3	0	0	7
	6	433	197	173	28	15	8	3	1	0	8
	7	816	251	437	58	13	27	6	5	1	18
	8	306	94	166	23	9	5	1	3	0	5
	9	469	220	191	21	10	7	6	3	0	11
	10	234	102	102	19	1	6	3	0	0	1
	11	302	114	134	25	9	10	1	1	1	7
	12	282	118	120	16	4	8	4	2	0	10
	13	446	178	188	33	18	17	5	0	0	7
	14	327	128	152	22	7	9	1	1	0	7
	15	648	253	291	40	12	25	5	3	0	19
	16	316	142	133	22	6	6	3	0	0	4
	17	403	166	172	28	4	14	2	2	0	15
	18	455	131	257	40	9	7	2	1	1	7
	19	364	119	191	25	9	10	4	1	0	5
	20	364	118	183	29	3	19	5	2	1	4
	21	351	129	182	21	10	5	0	0	0	4
	22	300	116	126	31	7	9	2	0	0	9
	23	378	131	187	36	4	12	0	3	0	5
	24	677	296	282	43	15	12	3	1	0	25
	25	338	129	152	24	6	11	10	2	0	4

REPRESENTATIVE IN CONGRESS  
25TH DISTRICT  
DETAIL

LEGISLATIVE DISTRICT OR TOWN	ELECTION DISTRICT	TOTAL VOTES	LOUISE M. SLAUGHTER	MARK W. ASSINI	MARK W. ASSINI	LOUISE M. SLAUGHTER	MARK W. ASSINI	LOUISE M. SLAUGHTER	MARK W. ASSINI	SCATTER	BLANK AND VOID
			DEM	REP	CON	WOR	IND	WEP	REF		
Gates											
	26	493	149	249	48	14	16	2	3	0	12
	27	526	200	245	36	7	12	1	3	1	21
	28	327	99	175	22	7	10	0	1	0	13
	29	395	163	163	30	5	14	7	2	0	11
	30	256	107	114	23	4	7	0	0	0	1
	31	322	106	164	25	10	9	1	1	1	5
	32	424	144	207	35	5	13	5	3	0	12
	33	207	111	74	5	5	4	1	2	0	5
	34	369	133	171	25	9	11	5	4	0	11
	35	273	96	135	18	3	13	1	0	0	7
Gates		13,669	5,171	6,340	995	298	383	105	55	6	316
Greece											
	1	362	132	150	38	14	5	7	0	0	16
	2	461	136	224	55	15	16	4	0	0	11
	3	344	127	164	23	10	9	4	0	0	7
	4	335	149	131	29	3	11	1	1	0	10
	5	297	138	115	16	9	6	2	1	2	8
	6	327	148	114	20	11	10	7	0	0	17
	7	437	185	164	29	16	10	5	0	0	28
	8	395	170	139	28	17	10	9	0	0	22
	9	405	192	119	34	20	13	3	4	1	19
	10	361	152	131	24	24	13	5	2	0	10
	11	200	92	77	6	5	6	2	0	0	12
	12	267	114	102	17	14	5	3	2	0	10
	13	332	160	122	26	7	5	0	4	0	8
	14	287	123	111	25	8	6	7	2	0	5
	15	354	133	156	34	9	10	3	1	1	7
	16	279	113	122	23	6	4	2	0	0	9

REPRESENTATIVE IN CONGRESS  
25TH DISTRICT  
DETAIL

LEGISLATIVE DISTRICT OR TOWN	ELECTION DISTRICT	TOTAL VOTES	LOUISE M. SLAUGHTER	MARK W. ASSINI	MARK W. ASSINI	LOUISE M. SLAUGHTER	MARK W. ASSINI	LOUISE M. SLAUGHTER	MARK W. ASSINI	SCATTER	BLANK AND VOID
			DEM	REP	CON	WOR	IND	WEP	REF		
Greece											
	17	527	191	258	44	9	13	2	1	1	8
	18	457	179	198	35	11	10	8	2	1	13
	19	342	137	136	24	18	7	3	0	0	17
	20	386	164	132	35	21	13	6	1	0	14
	21	359	135	137	45	10	16	2	1	0	13
	22	324	147	117	25	13	6	3	3	0	10
	23	571	269	212	34	16	10	1	0	2	27
	24	555	182	276	46	11	18	4	2	0	16
	25	384	159	143	32	18	10	7	2	1	12
	26	290	132	95	26	7	13	2	0	1	14
	27	669	266	273	49	21	17	5	0	0	38
	28	525	188	246	41	10	11	5	1	0	23
	29	407	178	161	30	11	12	0	1	0	14
	30	294	127	101	22	13	9	6	0	1	15
	31	325	152	123	26	5	8	1	2	0	8
	32	405	187	132	37	18	10	3	1	0	17
	33	521	159	259	57	8	15	3	0	1	19
	34	431	168	165	50	15	11	3	1	0	18
	35	391	157	149	33	21	8	1	4	0	18
	36	574	237	237	41	15	8	5	1	0	30
	37	279	104	115	38	5	8	3	3	0	3
	38	594	237	253	44	15	18	7	1	0	19
	39	286	114	127	27	2	6	3	2	0	5
	40	361	158	135	24	6	15	3	2	0	18
	41	464	186	189	37	13	14	5	1	1	18
	42	377	182	118	33	7	13	5	2	0	17
	43	439	131	218	57	14	11	3	0	0	5
	44	580	211	264	42	14	14	6	2	0	27

REPRESENTATIVE IN CONGRESS  
25TH DISTRICT  
DETAIL

LEGISLATIVE DISTRICT OR TOWN	ELECTION DISTRICT	TOTAL VOTES	LOUISE M. SLAUGHTER	MARK W. ASSINI	MARK W. ASSINI	LOUISE M. SLAUGHTER	MARK W. ASSINI	LOUISE M. SLAUGHTER	MARK W. ASSINI	SCATTER	BLANK AND VOID
			DEM	REP	CON	WOR	IND	WEP	REF		
Greece											
	45	689	210	350	65	12	18	7	2	0	25
	46	304	161	77	28	14	7	3	0	0	14
	47	411	179	148	39	16	14	6	2	0	7
	48	302	126	121	23	7	6	0	0	0	19
	49	294	117	132	20	7	7	4	1	0	6
	50	388	165	153	40	10	9	1	0	0	10
	51	268	107	123	16	8	5	0	1	1	7
	52	532	207	238	48	11	11	6	1	0	10
	53	444	259	112	23	19	10	3	0	0	18
	54	488	168	234	44	11	15	3	1	0	12
	55	316	136	119	37	7	6	1	0	1	9
	56	490	199	197	39	15	17	9	1	0	13
	57	420	166	185	32	10	7	6	1	0	13
	58	530	217	225	41	12	13	2	2	0	18
	59	365	223	64	29	18	7	4	0	0	20
	60	368	154	156	23	10	8	1	2	0	14
	61	437	210	155	26	11	6	4	3	0	22
	62	540	238	213	42	9	9	9	0	0	20
	63	477	218	172	38	15	13	7	1	0	13
	64	347	136	158	19	11	6	3	0	2	12
	65	385	191	150	16	7	4	3	2	0	12
	66	234	90	105	20	5	5	3	1	1	4
	67	379	125	181	35	11	9	6	1	0	11
	68	491	177	226	47	11	15	5	0	0	10
	69	276	92	134	28	3	7	1	2	1	8
	70	1,126	360	602	76	19	25	6	4	0	34
	71	517	205	221	40	11	7	7	0	0	26
	72	600	237	254	60	5	10	4	4	0	26

REPRESENTATIVE IN CONGRESS  
25TH DISTRICT  
DETAIL

LEGISLATIVE DISTRICT OR TOWN	ELECTION DISTRICT	TOTAL VOTES	LOUISE M. SLAUGHTER	MARK W. ASSINI	MARK W. ASSINI	LOUISE M. SLAUGHTER	MARK W. ASSINI	LOUISE M. SLAUGHTER	MARK W. ASSINI	SCATTER	BLANK AND VOID
			DEM	REP	CON	WOR	IND	WEP	REF		
Greece											
	73	266	109	110	27	9	4	0	2	0	5
	74	438	221	132	25	15	12	12	0	0	21
	75	353	130	159	28	8	6	4	1	1	16
	76	327	75	195	30	9	6	2	2	0	8
	77	480	221	194	23	15	6	2	2	0	17
	78	310	119	137	24	12	8	2	0	0	8
	79	788	285	360	79	7	24	7	3	0	23
	80	548	190	272	53	10	10	3	0	0	10
	81	269	117	121	14	7	3	1	0	1	5
	82	514	273	141	30	25	15	5	1	0	24
	83	278	142	99	15	4	5	3	0	0	10
	84	501	218	193	42	11	14	6	2	0	15
	85	532	196	228	53	19	13	2	0	0	21
	86	517	201	251	39	1	7	5	3	1	9
	87	381	154	152	33	17	7	3	1	0	14
	88	425	179	176	41	6	8	4	1	0	10
	89	351	147	142	23	10	7	1	4	0	17
	90	535	165	251	59	8	15	6	5	1	25
	91	735	247	364	62	9	18	6	6	0	23
	92	687	294	273	64	10	10	3	2	0	31
	93	591	279	217	34	20	16	7	0	0	18
	94	484	176	222	39	15	15	4	0	0	13
	95	326	158	121	9	10	9	7	0	0	12
	96	538	233	212	48	11	13	3	2	0	16
	97	744	278	347	65	12	12	5	3	0	22
	98	764	306	334	47	19	21	8	2	0	27
	99	485	134	244	52	16	9	5	0	0	25
	100	653	236	309	50	17	15	3	4	0	19



REPRESENTATIVE IN CONGRESS  
25TH DISTRICT  
DETAIL

LEGISLATIVE DISTRICT OR TOWN	ELECTION DISTRICT	TOTAL VOTES	LOUISE M. SLAUGHTER	MARK W. ASSINI	MARK W. ASSINI	LOUISE M. SLAUGHTER	MARK W. ASSINI	LOUISE M. SLAUGHTER	MARK W. ASSINI	SCATTER	BLANK AND VOID
			DEM	REP	CON	WOR	IND	WEP	REF		
Greece											
	101	283	94	142	25	10	4	1	0	0	7
	102	674	220	334	59	21	16	2	0	0	22
	103	503	183	243	47	9	5	4	2	0	10
	104	357	138	157	27	7	15	1	0	0	12
	105	569	189	299	43	8	11	3	1	0	15
	106	412	132	213	38	9	7	0	0	0	13
	107	344	104	190	23	7	6	1	0	0	13
	108	353	115	170	33	10	14	2	0	0	9
	109	617	232	293	34	14	22	2	3	0	17
		47,910	19,064	20,312	3,892	1,267	1,147	418	137	23	1,650
Greece											
Henrietta											
	1	533	227	212	39	17	14	6	6	1	11
	2	422	192	152	28	16	13	2	2	0	17
	3	320	200	71	12	5	5	10	3	0	14
	4	509	314	124	20	19	8	7	1	2	14
	5	459	213	171	35	11	11	2	2	0	14
	6	435	201	153	32	15	13	9	0	1	11
	7	355	179	123	28	8	6	4	1	0	6
	8	434	203	160	22	13	12	7	3	1	13
	9	374	212	107	24	7	12	2	2	0	8
	10	436	200	152	31	19	8	7	1	0	18
	11	427	253	112	26	9	11	3	0	1	12
	12	412	171	161	34	7	17	9	0	0	13
	13	728	375	239	49	15	13	6	5	1	25
	14	425	211	142	26	15	12	1	1	0	17
	15	560	267	202	34	19	15	5	2	0	16
	16	302	160	84	20	18	6	6	2	0	6
	17	487	251	150	40	13	12	6	1	1	13

REPRESENTATIVE IN CONGRESS  
25TH DISTRICT  
DETAIL

LEGISLATIVE DISTRICT OR TOWN	ELECTION DISTRICT	TOTAL VOTES	LOUISE M. SLAUGHTER	MARK W. ASSINI	MARK W. ASSINI	LOUISE M. SLAUGHTER	MARK W. ASSINI	LOUISE M. SLAUGHTER	MARK W. ASSINI	SCATTER	BLANK AND VOID
			DEM	REP	CON	WOR	IND	WEP	REF		
Henrietta											
	18	525	270	177	30	14	10	8	1	0	15
	19	396	180	164	19	10	6	7	1	2	7
	20	745	335	283	42	15	22	13	4	1	30
	21	349	160	129	34	9	3	5	0	0	9
	22	643	313	222	46	21	9	6	4	0	22
	23	472	246	152	30	14	9	5	3	0	13
	24	573	279	185	24	25	14	13	0	0	33
	25	394	173	150	34	12	7	8	1	0	9
	26	856	396	320	70	21	13	8	0	2	26
	27	731	318	290	48	18	21	4	2	2	28
	28	510	213	202	43	19	12	6	5	1	9
	29	1,430	745	455	87	32	31	19	4	2	55
	30	1,057	574	314	44	32	28	8	5	0	52
	31	324	195	75	18	2	4	9	0	1	20
	32	667	374	221	35	10	13	2	0	0	12
	33	347	147	127	21	20	10	6	2	0	14
	34	310	160	98	17	12	5	3	0	0	15
	35	635	280	254	54	11	11	10	3	0	12
Henrietta		18,582	9,187	6,333	1,196	523	416	232	67	19	609
Irondequoit											
	1	655	348	200	40	21	13	6	1	0	26
	2	325	162	109	21	8	13	3	1	0	8
	3	519	258	166	25	27	17	8	0	0	18
	4	218	101	75	16	10	5	4	1	0	6
	5	444	235	132	26	23	7	4	4	0	13
	6	648	335	200	41	26	14	15	2	0	15
	7	543	268	187	44	13	9	10	2	1	9
	8	421	207	156	33	7	6	2	3	0	7

REPRESENTATIVE IN CONGRESS  
25TH DISTRICT  
DETAIL

LEGISLATIVE DISTRICT OR TOWN	ELECTION DISTRICT	TOTAL VOTES	LOUISE M. SLAUGHTER	MARK W. ASSINI	MARK W. ASSINI	LOUISE M. SLAUGHTER	MARK W. ASSINI	LOUISE M. SLAUGHTER	MARK W. ASSINI	SCATTER	BLANK AND VOID
			DEM	REP	CON	WOR	IND	WEP	REF		
Irondequoit											
	9	434	210	164	21	11	4	5	1	0	18
	10	406	183	162	31	12	5	2	1	0	10
	11	248	127	81	18	9	4	3	1	0	5
	12	373	204	91	22	14	11	7	0	1	23
	13	552	322	147	29	18	6	6	1	0	23
	14	548	254	193	39	14	20	10	2	1	15
	15	501	228	198	35	11	12	7	0	0	10
	16	676	362	224	31	17	13	5	2	3	19
	17	289	146	84	17	10	5	8	2	0	17
	18	430	209	149	22	16	14	4	1	0	15
	19	516	325	103	15	27	9	11	3	0	23
	20	371	178	140	22	14	3	2	0	0	12
	21	414	218	131	27	19	5	4	1	0	9
	22	429	208	139	37	21	10	6	1	0	7
	23	401	217	118	20	18	9	4	1	0	14
	24	376	201	104	30	12	9	7	5	0	8
	25	396	187	134	35	14	8	8	1	1	8
	26	324	203	86	7	8	5	1	0	0	14
	27	267	113	104	20	10	5	5	5	0	5
	28	355	148	154	21	10	8	1	1	0	12
	29	379	194	125	18	9	15	3	2	0	13
	30	382	185	137	21	13	12	5	1	0	8
	31	508	291	133	28	23	13	10	0	0	10
	32	456	248	142	19	19	10	7	3	1	7
	33	322	146	120	21	12	9	5	0	0	9
	34	626	265	277	36	14	11	3	0	0	20
	35	314	176	87	16	10	9	5	0	0	11
	36	321	196	73	13	11	7	7	0	0	14

REPRESENTATIVE IN CONGRESS  
25TH DISTRICT  
DETAIL

LEGISLATIVE DISTRICT OR TOWN	ELECTION DISTRICT	TOTAL VOTES	LOUISE M. SLAUGHTER	MARK W. ASSINI	MARK W. ASSINI	LOUISE M. SLAUGHTER	MARK W. ASSINI	LOUISE M. SLAUGHTER	MARK W. ASSINI	SCATTER	BLANK AND VOID
			DEM	REP	CON	WOR	IND	WEP	REF		
Irondequoit											
	37	337	145	125	17	20	7	4	3	0	16
	38	288	166	63	12	15	6	4	0	0	22
	39	157	87	47	4	3	2	1	0	0	13
	40	242	114	88	18	6	7	4	2	0	3
	41	403	217	115	18	14	14	7	1	0	17
	42	440	182	179	30	19	12	6	1	0	11
	43	364	185	116	23	13	8	8	1	0	10
	44	721	323	283	35	23	23	6	2	0	26
	45	317	163	102	20	10	9	4	1	0	8
	46	396	192	142	15	12	10	3	2	0	20
	47	156	79	62	7	3	1	2	0	0	2
	48	370	172	130	32	12	6	5	3	0	10
	49	536	260	189	38	11	11	9	2	1	15
	50	346	186	104	15	9	12	4	1	0	15
	51	490	230	172	36	16	9	6	5	1	15
	52	479	266	131	19	17	14	10	2	0	20
	53	381	195	129	12	17	5	1	0	0	22
	54	126	66	35	13	2	5	1	0	0	4
	55	462	276	113	24	16	16	4	0	1	12
	56	346	197	109	15	6	5	7	0	0	7
	57	556	276	190	31	22	11	6	1	0	19
	58	491	261	138	37	18	10	6	2	0	19
	59	364	166	127	27	13	4	5	2	2	18
	60	428	203	139	31	11	17	5	1	0	21
	61	504	261	167	30	17	8	3	3	0	15
	62	423	205	144	28	11	15	4	1	0	15
	63	328	162	113	22	10	9	5	2	0	5
	64	202	140	31	2	10	3	2	1	0	13

REPRESENTATIVE IN CONGRESS  
25TH DISTRICT  
DETAIL

LEGISLATIVE DISTRICT OR TOWN	ELECTION DISTRICT	TOTAL VOTES	LOUISE M. SLAUGHTER	MARK W. ASSINI	MARK W. ASSINI	LOUISE M. SLAUGHTER	MARK W. ASSINI	LOUISE M. SLAUGHTER	MARK W. ASSINI	SCATTER	BLANK AND VOID
			DEM	REP	CON	WOR	IND	WEP	REF		
Irondequoit											
	65	300	174	86	13	9	5	4	0	0	9
	66	246	179	38	6	7	1	2	2	0	11
	67	311	156	101	18	14	3	4	0	1	14
	68	426	229	140	21	13	8	4	4	0	7
		<u>27,323</u>	<u>13,971</u>	<u>8,873</u>	<u>1,586</u>	<u>930</u>	<u>611</u>	<u>349</u>	<u>94</u>	<u>14</u>	<u>895</u>
Irondequoit											
Ogden											
	1	450	181	191	48	11	4	2	2	0	11
	2	496	166	234	47	11	19	6	2	0	11
	3	738	213	403	63	15	15	10	4	0	15
	4	458	143	230	54	5	10	3	0	0	13
	5	448	133	214	59	10	20	7	0	0	5
	6	625	224	290	59	8	19	1	3	0	21
	7	321	98	151	44	6	9	5	0	0	8
	8	604	192	314	50	10	15	5	0	0	18
	9	487	179	219	32	18	11	6	2	0	20
	10	509	160	249	60	13	10	2	2	1	12
	11	536	153	267	62	15	15	2	1	1	20
	12	638	181	321	68	14	21	7	1	0	25
	13	488	175	229	50	13	10	1	2	0	8
	14	467	149	233	45	11	13	2	3	0	11
	15	658	192	348	66	17	16	7	0	0	12
	16	331	71	189	42	7	4	1	2	0	15
	17	452	152	226	33	10	13	2	1	0	15
	18	710	229	349	64	25	20	10	2	0	11
	19	617	213	310	56	6	16	3	0	0	13
	20	585	162	285	82	13	19	9	2	1	12
Ogden		<u>10,618</u>	<u>3,366</u>	<u>5,252</u>	<u>1,084</u>	<u>238</u>	<u>279</u>	<u>91</u>	<u>29</u>	<u>3</u>	<u>276</u>

REPRESENTATIVE IN CONGRESS  
25TH DISTRICT  
DETAIL

LEGISLATIVE DISTRICT OR TOWN	ELECTION DISTRICT	TOTAL VOTES	LOUISE M. SLAUGHTER	MARK W. ASSINI	MARK W. ASSINI	LOUISE M. SLAUGHTER	MARK W. ASSINI	LOUISE M. SLAUGHTER	MARK W. ASSINI	SCATTER	BLANK AND VOID
			DEM	REP	CON	WOR	IND	WEP	REF		
Parma											
	1	583	172	289	81	8	16	3	1	0	13
	2	638	187	336	60	21	14	4	0	0	16
	3	483	130	279	38	16	7	1	0	1	11
	4	516	121	273	63	16	12	7	1	0	23
	5	373	108	184	50	6	15	1	0	0	9
	6	250	66	140	23	12	6	0	0	0	3
	7	493	152	249	59	13	8	2	1	0	9
	8	642	240	280	65	19	10	5	0	0	23
	9	548	161	275	68	8	9	5	1	0	21
	10	544	137	270	92	18	11	5	1	1	9
	11	583	195	264	66	19	14	5	1	0	19
	12	662	228	298	54	26	21	6	1	0	28
	13	933	260	490	86	23	34	6	1	0	33
	14	465	158	210	50	15	11	1	1	0	19
	15	598	163	296	66	21	20	7	3	0	22
Parma		8,311	2,478	4,133	921	241	208	58	12	2	258
Penfield											
	1	250	126	83	17	4	6	4	0	0	10
	2	463	211	184	31	10	13	5	2	0	7
	3	446	184	181	43	14	8	5	1	0	10
	4	668	213	309	76	14	14	10	4	0	28
	5	495	221	181	33	21	13	8	2	0	16
	6	433	171	205	27	5	9	6	1	0	9
	7	464	214	161	39	16	12	5	5	0	12
	8	392	163	154	25	24	8	5	3	1	9
	9	561	332	155	28	15	11	11	3	0	6
	10	380	179	136	21	21	7	2	0	0	14
	11	310	161	109	13	11	4	2	0	0	10

REPRESENTATIVE IN CONGRESS  
25TH DISTRICT  
DETAIL

LEGISLATIVE DISTRICT OR TOWN	ELECTION DISTRICT	TOTAL VOTES	LOUISE M. SLAUGHTER	MARK W. ASSINI	MARK W. ASSINI	LOUISE M. SLAUGHTER	MARK W. ASSINI	LOUISE M. SLAUGHTER	MARK W. ASSINI	SCATTER	BLANK AND VOID
			DEM	REP	CON	WOR	IND	WEP	REF		
Penfield											
	12	488	249	174	27	11	15	3	0	0	9
	13	671	314	254	45	20	7	7	1	0	23
	14	619	196	311	60	12	17	4	2	0	17
	15	743	337	296	48	19	17	6	3	0	17
	16	225	106	85	7	9	8	7	0	0	3
	17	499	220	197	36	10	11	13	4	0	8
	18	377	175	144	18	11	13	5	1	0	10
	19	719	331	288	37	19	14	7	4	0	19
	20	579	257	243	47	11	6	3	1	0	11
	21	563	289	176	30	22	14	8	1	0	23
	22	493	249	164	33	12	11	9	2	0	13
	23	675	299	264	45	20	10	13	4	0	20
	24	659	253	286	51	20	21	8	2	1	17
	25	427	161	201	32	7	8	7	2	0	9
	26	340	150	130	24	8	7	3	3	0	15
	27	526	261	193	37	14	10	3	1	1	6
	28	452	215	159	29	7	15	5	3	0	19
	29	690	345	234	45	17	14	12	2	0	21
	30	864	371	380	65	13	10	5	4	1	15
	31	315	167	107	15	9	3	5	1	1	7
	32	335	189	116	11	4	4	4	1	0	6
	33	450	202	164	47	10	15	4	3	1	4
	34	472	197	206	35	7	6	3	1	0	17
	35	723	335	270	45	12	30	7	1	0	23
	36	511	233	197	32	16	11	9	1	1	11
	37	922	367	441	62	6	17	3	2	0	24
	38	335	126	160	20	9	8	2	0	0	10
	39	400	175	155	37	11	11	5	0	0	6

REPRESENTATIVE IN CONGRESS  
25TH DISTRICT  
DETAIL

LEGISLATIVE DISTRICT OR TOWN	ELECTION DISTRICT	TOTAL VOTES	LOUISE M. SLAUGHTER	MARK W. ASSINI	MARK W. ASSINI	LOUISE M. SLAUGHTER	MARK W. ASSINI	LOUISE M. SLAUGHTER	MARK W. ASSINI	SCATTER	BLANK AND VOID
			DEM	REP	CON	WOR	IND	WEP	REF		
Penfield											
	40	662	280	302	27	10	11	5	4	2	21
	41	639	242	319	32	11	16	4	1	0	14
	42	477	185	227	31	7	10	2	2	0	13
Penfield		21,712	9,651	8,701	1,463	529	475	244	78	9	562
Perinton											
	1	757	332	313	59	13	25	7	0	0	8
	2	577	286	206	44	10	14	5	3	1	8
	3	407	198	139	33	10	8	8	2	2	7
	4	418	204	138	29	11	11	10	1	0	14
	5	298	135	108	21	9	10	5	1	0	9
	6	419	234	128	18	12	10	2	3	0	12
	7	554	278	186	38	17	12	8	4	1	10
	8	473	226	170	41	13	9	2	0	0	12
	9	668	276	301	47	14	8	9	3	1	9
	10	545	286	177	30	10	15	13	3	0	11
	11	351	165	123	33	10	10	4	0	0	6
	12	446	221	168	30	13	7	2	1	0	4
	13	407	174	186	21	6	5	3	3	0	9
	14	483	245	163	37	11	16	6	1	0	4
	15	546	224	236	30	19	14	6	0	1	16
	16	378	184	145	24	10	6	2	1	0	6
	17	500	257	180	26	18	7	4	0	1	7
	18	492	242	166	39	9	14	10	2	0	10
	19	463	211	185	39	10	8	3	2	0	5
	20	461	240	162	32	9	5	3	0	1	9
	21	567	277	207	37	13	9	7	6	0	11
	22	345	160	130	19	11	6	7	5	0	7
	23	732	343	284	43	16	19	9	1	0	17



REPRESENTATIVE IN CONGRESS  
25TH DISTRICT  
DETAIL

LEGISLATIVE DISTRICT OR TOWN	ELECTION DISTRICT	TOTAL VOTES	LOUISE M. SLAUGHTER	MARK W. ASSINI	MARK W. ASSINI	LOUISE M. SLAUGHTER	MARK W. ASSINI	LOUISE M. SLAUGHTER	MARK W. ASSINI	SCATTER	BLANK AND VOID
			DEM	REP	CON	WOR	IND	WEP	REF		
Perinton											
	24	770	351	335	38	7	11	12	1	0	15
	25	381	226	103	17	10	10	6	0	2	7
	26	490	219	198	41	11	13	2	0	0	6
	27	393	166	177	25	11	2	4	2	0	6
	28	388	181	161	18	9	9	7	1	0	2
	29	296	157	103	13	14	4	1	2	0	2
	30	511	235	197	35	12	10	4	5	0	13
	31	561	266	219	41	9	10	5	1	0	10
	32	449	225	152	35	8	4	9	3	2	11
	33	519	268	189	27	15	7	5	2	0	6
	34	567	259	237	39	5	6	8	0	0	13
	35	415	197	162	31	9	5	5	3	0	3
	36	342	181	118	17	7	6	6	1	0	6
	37	495	238	181	36	13	7	3	1	0	16
	38	624	294	233	33	22	14	7	1	1	19
	39	638	267	276	39	12	18	4	5	0	17
	40	376	174	147	25	13	9	3	2	0	3
	41	335	167	107	29	7	10	6	2	0	7
	42	529	257	177	40	15	15	12	1	0	12
	43	877	393	375	49	17	12	11	3	1	16
	44	412	199	158	29	5	8	5	0	2	6
	45	861	379	376	64	12	13	4	1	1	11
	46	301	146	102	24	7	6	6	1	0	9
	47	582	242	240	49	16	11	3	0	1	20
	48	417	212	145	26	11	10	6	1	0	6
	49	403	183	165	33	7	7	3	0	0	5
	50	239	164	34	4	12	2	7	1	0	15
	51	626	229	305	50	12	9	6	3	0	12

REPRESENTATIVE IN CONGRESS  
25TH DISTRICT  
DETAIL

LEGISLATIVE DISTRICT OR TOWN	ELECTION DISTRICT	TOTAL VOTES	LOUISE M. SLAUGHTER	MARK W. ASSINI	MARK W. ASSINI	LOUISE M. SLAUGHTER	MARK W. ASSINI	LOUISE M. SLAUGHTER	MARK W. ASSINI	SCATTER	BLANK AND VOID
			DEM	REP	CON	WOR	IND	WEP	REF		
Perinton											
	52	545	264	212	32	6	7	4	1	0	19
	53	397	191	147	26	6	10	5	5	0	7
	54	863	360	415	45	7	17	4	2	1	12
	55	483	207	224	18	6	5	11	1	0	11
	56	794	334	353	46	18	12	9	1	2	19
		<u>28,166</u>	<u>13,229</u>	<u>10,924</u>	<u>1,844</u>	<u>625</u>	<u>547</u>	<u>328</u>	<u>95</u>	<u>21</u>	<u>553</u>
Perinton											
Pittsford											
	1	398	219	129	19	10	5	3	6	0	7
	2	421	255	100	28	10	7	9	0	1	11
	3	677	351	251	26	9	11	3	2	1	23
	4	595	308	218	28	12	9	5	2	0	13
	5	379	228	93	19	14	4	8	1	1	11
	6	364	236	86	8	10	6	6	0	0	12
	7	220	136	53	16	1	3	1	2	2	6
	8	471	226	203	31	0	3	3	1	0	4
	9	495	248	178	24	15	9	4	3	1	13
	10	655	298	277	36	16	4	6	0	0	18
	11	392	183	151	29	7	8	4	0	0	10
	12	501	258	187	21	7	10	5	3	0	10
	13	333	182	108	18	8	10	1	1	1	4
	14	596	291	234	41	6	8	6	0	0	10
	15	414	202	135	21	21	11	7	1	0	16
	16	417	212	148	19	12	11	4	1	0	10
	17	606	354	179	28	15	12	8	1	0	9
	18	430	241	137	16	12	7	5	0	0	12
	19	305	136	114	32	7	5	0	2	0	9
	20	503	275	158	31	13	5	5	0	0	16
	21	519	290	170	26	8	10	6	0	0	9

REPRESENTATIVE IN CONGRESS  
25TH DISTRICT  
DETAIL

LEGISLATIVE DISTRICT OR TOWN	ELECTION DISTRICT	TOTAL VOTES	LOUISE M. SLAUGHTER	MARK W. ASSINI	MARK W. ASSINI	LOUISE M. SLAUGHTER	MARK W. ASSINI	LOUISE M. SLAUGHTER	MARK W. ASSINI	SCATTER	BLANK AND VOID
			DEM	REP	CON	WOR	IND	WEP	REF		
Pittsford											
	22	589	328	201	28	9	6	8	2	1	6
	23	413	184	167	34	4	9	4	0	1	10
	24	539	269	201	34	5	9	4	0	0	17
	25	583	324	199	27	11	8	4	1	0	9
	26	486	238	179	23	14	13	8	3	0	8
	27	449	235	149	31	13	7	1	1	1	11
	28	428	236	142	14	12	8	3	3	1	9
	29	455	202	187	21	10	12	3	2	1	17
	30	435	258	146	13	8	1	5	0	0	4
	31	595	302	228	27	13	10	1	0	0	14
	32	525	289	179	19	8	10	1	3	0	16
	33	735	336	296	47	20	16	7	2	0	11
	34	850	426	331	32	17	9	6	2	0	27
		<u>16,773</u>	<u>8,756</u>	<u>5,914</u>	<u>867</u>	<u>357</u>	<u>276</u>	<u>154</u>	<u>45</u>	<u>12</u>	<u>392</u>
Pittsford											
Riga											
	1	780	252	372	85	18	20	9	0	1	23
	2	592	159	336	58	18	11	0	2	0	8
	3	377	144	171	33	3	4	5	3	0	14
	4	506	131	274	53	13	12	7	3	0	13
	5	494	123	284	50	8	12	3	0	0	14
	6	478	131	244	65	7	14	5	0	0	12
		<u>3,227</u>	<u>940</u>	<u>1,681</u>	<u>344</u>	<u>67</u>	<u>73</u>	<u>29</u>	<u>8</u>	<u>1</u>	<u>84</u>
Riga											
Sweden											
	1	511	211	198	46	16	21	5	1	0	13
	2	283	144	74	17	11	4	11	1	0	21
	3	567	255	183	57	18	20	10	5	0	19
	4	580	237	233	56	18	14	6	2	1	13
	5	139	78	44	5	5	2	2	0	0	3

REPRESENTATIVE IN CONGRESS  
25TH DISTRICT  
DETAIL

LEGISLATIVE DISTRICT OR TOWN	ELECTION DISTRICT	TOTAL VOTES	LOUISE M. SLAUGHTER	MARK W. ASSINI	MARK W. ASSINI	LOUISE M. SLAUGHTER	MARK W. ASSINI	LOUISE M. SLAUGHTER	MARK W. ASSINI	SCATTER	BLANK AND VOID
			DEM	REP	CON	WOR	IND	WEP	REF		
Sweden											
	6	437	188	149	50	15	11	9	2	2	11
	7	484	183	206	55	11	12	5	1	0	11
	8	421	130	190	57	15	16	5	2	0	6
	9	432	191	149	35	12	15	9	1	0	20
	10	673	182	344	84	12	18	0	4	1	28
	11	184	79	56	17	11	6	5	2	0	8
	12	445	131	212	65	9	8	7	3	0	10
Sweden		5,156	2,009	2,038	544	153	147	74	24	4	163
Webster											
	1	477	195	200	43	13	12	5	1	0	8
	2	768	361	286	34	30	16	12	7	0	22
	3	608	268	252	49	11	8	7	0	0	13
	4	275	115	117	18	12	1	3	0	0	9
	5	496	211	201	40	16	16	3	1	0	8
	6	436	207	171	27	8	11	9	0	0	3
	7	556	224	244	43	10	10	11	1	0	13
	8	448	186	180	44	17	7	4	2	0	8
	9	506	190	226	47	13	6	9	2	0	13
	10	1,063	407	486	88	16	23	14	2	0	27
	11	560	197	278	44	12	9	5	2	2	11
	12	625	233	294	40	15	10	7	2	0	24
	13	467	179	208	42	6	12	7	3	0	10
	14	445	207	178	31	9	8	1	4	0	7
	15	385	168	155	28	10	11	2	2	0	9
	16	687	307	278	48	19	13	4	2	0	16
	17	485	169	238	37	11	17	2	0	0	11
	18	371	160	157	22	7	7	4	0	0	14
	19	779	298	349	71	17	8	7	4	0	25

REPRESENTATIVE IN CONGRESS  
25TH DISTRICT  
DETAIL

LEGISLATIVE DISTRICT OR TOWN	ELECTION DISTRICT	TOTAL VOTES	LOUISE M. SLAUGHTER	MARK W. ASSINI	MARK W. ASSINI	LOUISE M. SLAUGHTER	MARK W. ASSINI	LOUISE M. SLAUGHTER	MARK W. ASSINI	SCATTER	BLANK AND VOID
			DEM	REP	CON	WOR	IND	WEP	REF		
Webster											
	20	704	253	330	64	13	20	1	3	0	20
	21	640	240	312	44	15	11	5	3	0	10
	22	546	204	224	59	22	15	2	1	0	19
	23	439	181	179	35	10	17	5	0	0	12
	24	1,222	480	530	109	22	25	14	2	2	38
	25	262	99	120	20	6	7	1	0	0	9
	26	566	225	243	39	17	15	4	3	1	19
	27	646	277	280	44	8	12	6	1	0	18
	28	517	194	233	43	11	13	8	1	0	14
	29	349	167	133	18	10	6	2	1	0	12
	30	382	213	90	20	19	8	10	1	0	21
	31	613	242	270	56	13	7	4	0	0	21
	32	694	235	333	72	14	14	7	3	0	16
	33	518	222	208	41	18	13	5	1	0	10
	34	303	127	127	20	8	7	3	2	0	9
	35	369	148	144	41	11	11	1	3	0	10
	36	453	186	199	43	5	6	4	0	1	9
	37	877	371	370	58	24	21	7	1	0	25
	38	557	267	214	31	12	11	6	3	0	13
	39	474	225	187	31	10	7	6	0	0	8
	40	1,126	530	448	61	24	13	10	1	0	39
	41	693	252	320	60	15	13	6	1	0	26
	42	557	214	235	51	14	16	4	1	0	22
	43	443	183	199	31	8	8	5	1	0	8
Webster		<u>24,387</u>	<u>10,017</u>	<u>10,426</u>	<u>1,887</u>	<u>581</u>	<u>501</u>	<u>242</u>	<u>68</u>	<u>6</u>	<u>659</u>
TOWNS		<u>266,087</u>	<u>117,876</u>	<u>104,725</u>	<u>19,137</u>	<u>7,109</u>	<u>5,894</u>	<u>2,896</u>	<u>848</u>	<u>166</u>	<u>7,436</u>
GRAND TOTAL:		<u><u>336,386</u></u>	<u><u>168,660</u></u>	<u><u>113,840</u></u>	<u><u>20,883</u></u>	<u><u>10,195</u></u>	<u><u>6,856</u></u>	<u><u>4,095</u></u>	<u><u>1,071</u></u>	<u><u>231</u></u>	<u><u>10,555</u></u>

REPRESENTATIVE IN CONGRESS  
27TH DISTRICT  
DETAIL

LEGISLATIVE DISTRICT OR TOWN	ELECTION DISTRICT	TOTAL VOTES	DIANA K. KASTENBAUM				CHRIS COLLINS			BLANK AND VOID
			DEM	REP	CON	IND	REF	SCATTER		
Clarkson	2	88	22	45	8	1	0	0	12	
Clarkson		88	22	45	8	1	0	0	12	
Hamlin	1	453	138	199	57	20	0	0	39	
	2	474	109	252	67	16	1	0	29	
	3	483	108	239	65	26	2	0	43	
	4	341	71	196	43	8	0	1	22	
	5	427	99	228	44	19	3	0	34	
	6	371	114	183	31	16	2	1	24	
	7	547	123	297	63	16	1	0	47	
	8	331	88	179	33	13	0	1	17	
	9	283	59	156	23	13	1	0	31	
	10	509	124	262	51	16	2	1	53	
Hamlin		4,219	1,033	2,191	477	163	12	4	339	
Mendon	1	754	307	330	47	24	2	2	42	
	2	607	282	205	48	18	2	0	52	
	3	710	261	305	84	22	1	1	36	
	4	527	242	204	24	15	2	0	40	
	5	660	244	286	80	16	1	0	33	
	6	645	244	285	60	18	2	0	36	
	7	723	252	346	63	17	4	0	41	
	8	304	134	122	24	12	2	0	10	
	9	560	202	250	49	18	2	0	39	
Mendon		5,490	2,168	2,333	479	160	18	3	329	
Rush	1	605	212	277	55	15	0	0	46	
	2	422	115	212	50	12	1	2	30	
	3	578	231	229	60	20	4	0	34	
	4	590	196	261	59	21	2	0	51	
Rush		2,195	754	979	224	68	7	2	161	
Wheatland	1	449	180	174	53	9	3	0	30	
	2	471	131	223	58	16	1	1	41	
	3	602	243	244	47	19	5	1	43	
	4	505	187	210	48	19	1	0	40	
	5	534	136	271	72	16	2	0	37	
Wheatland		2,561	877	1,122	278	79	12	2	191	
GRAND TOTAL:		14,553	4,854	6,670	1,466	471	49	11	1,032	

STATE SENATOR  
54TH DISTRICT  
DETAIL

LEGISLATIVE DISTRICT OR TOWN	ELECTION DISTRICT	TOTAL VOTES	KENAN S. BALDRIDGE	PAMELA A. HELMING	PAMELA A. HELMING	PAMELA A. HELMING	FLOYD RAYBURN	SCATTER	BLANK AND VOID
			DEM	REP	CON	IND	REF		
Webster	1	477	169	220	36	14	13	0	25
	2	764	329	279	33	25	36	0	62
	3	607	221	267	46	16	5	0	52
	4	274	87	129	17	9	8	0	24
	5	496	169	214	36	14	19	0	44
	6	435	175	182	21	18	8	0	31
	7	555	176	238	47	23	13	0	58
	8	446	145	199	44	11	10	0	37
	9	504	140	242	48	12	15	0	47
	10	1,061	335	482	87	31	31	0	95
	11	560	164	266	50	22	14	0	44
	12	625	173	315	44	21	11	0	61
	13	466	155	206	47	21	11	0	26
	14	443	162	191	31	14	15	0	30
	15	385	130	165	31	17	11	0	31
	16	687	242	298	46	18	17	0	66
	17	484	144	237	33	17	16	0	37
	18	371	127	163	22	11	14	0	34
	19	777	220	385	74	16	17	0	65
	20	703	201	334	66	23	25	3	51
	21	638	193	325	46	10	13	1	50
	22	545	172	231	57	21	13	1	50
	23	436	163	187	33	21	10	0	22
	24	1,221	395	532	115	33	22	0	124
	25	261	72	132	20	8	5	0	24
	26	565	182	247	38	24	16	2	56
	27	645	216	307	44	15	12	1	50
	28	517	170	229	40	12	18	0	48
	29	349	142	145	19	9	6	0	28
	30	381	173	108	29	13	11	0	47
	31	612	176	297	57	11	16	0	55
	32	691	190	345	72	21	21	0	42
	33	517	162	234	35	22	24	0	40
	34	303	91	147	20	7	10	0	28
	35	368	121	156	43	13	9	0	26
	36	451	145	209	37	16	10	1	33
	37	876	300	399	56	23	17	0	81
	38	557	224	234	32	18	7	0	42
	39	474	170	198	27	16	17	0	46
	40	1,122	439	461	70	19	22	0	111
	41	693	191	331	69	22	14	0	66
	42	556	166	247	48	20	11	0	64
	43	443	145	216	32	10	11	0	29
GRAND TOTAL:		<u>24,341</u>	<u>8,062</u>	<u>10,929</u>	<u>1,898</u>	<u>737</u>	<u>624</u>	<u>9</u>	<u>2,082</u>

STATE SENATOR  
55TH DISTRICT  
SUMMARY

LEGISLATIVE DISTRICT OR TOWN	TOTAL VOTES	RICH FUNKE	RICH FUNKE	RICH FUNKE	RICH FUNKE	SCATTER	BLANK AND VOID
		REP	CON	IND	REF		
Leg. Dist. 16	8	3	0	0	0	0	5
Leg. Dist. 21	8,979	2,491	464	847	149	106	4,922
Leg. Dist. 22	2,702	486	117	163	41	14	1,881
Leg. Dist. 23	9,717	3,228	464	1,080	167	173	4,605
Leg. Dist. 24	3,082	871	127	364	55	66	1,599
Leg. Dist. 29	4,479	1,226	239	340	67	28	2,579
CITY	28,967	8,305	1,411	2,794	479	387	15,591
East Rochester	2,810	1,480	224	266	37	25	778
Irondequoit	27,252	13,562	2,163	2,456	289	144	8,638
Mendon	5,477	3,024	530	425	48	36	1,414
Penfield	21,647	12,319	1,790	1,693	209	133	5,503
Perinton	28,070	16,088	2,252	2,127	292	183	7,128
Pittsford	16,694	8,775	1,070	1,165	154	130	5,400
Rush	2,189	1,245	235	185	17	17	490
TOWNS	104,139	56,493	8,264	8,317	1,046	668	29,351
GRAND TOTAL:	133,106	64,798	9,675	11,111	1,525	1,055	44,942



STATE SENATOR  
55TH DISTRICT  
DETAIL

LEGISLATIVE DISTRICT OR TOWN	ELECTION DISTRICT	TOTAL VOTES	RICH FUNKE	RICH FUNKE	RICH FUNKE	RICH FUNKE	SCATTER	BLANK AND VOID
			REP	CON	IND	REF		
Leg. Dist. 16	1	8	3	0	0	0	0	5
Leg. Dist. 16		8	3	0	0	0	0	5
Leg. Dist. 21	1	371	129	20	47	4	11	160
	2	316	115	23	37	5	8	128
	3	220	65	17	15	2	1	120
	4	216	56	12	26	2	3	117
	5	225	47	14	33	8	6	117
	6	446	140	9	37	12	9	239
	7	554	188	30	47	11	3	275
	8	183	54	8	17	3	2	99
	9	408	136	20	37	5	7	203
	10	476	167	19	32	6	5	247
	11	350	94	11	22	3	0	220
	12	734	236	36	79	14	10	359
	13	253	52	14	31	5	9	142
	14	178	40	10	28	5	1	94
	15	494	129	40	39	4	3	279
	16	176	52	12	13	4	0	95
	17	380	74	16	33	12	6	239
	18	320	62	18	18	2	0	220
	19	209	30	7	18	3	1	150
	20	209	63	14	29	4	3	96
	21	296	59	16	20	2	0	199
	22	408	92	13	30	10	1	262
	23	360	86	22	39	2	3	208
	24	501	177	29	59	12	6	218
	25	328	68	16	31	5	2	206
	26	119	25	6	4	0	4	80
	27	249	55	12	26	4	2	150
Leg. Dist. 21		8,979	2,491	464	847	149	106	4,922
Leg. Dist. 22	1	460	82	14	27	4	2	331
	8	292	51	11	20	9	1	200
	11	325	54	17	19	5	3	227
	12	207	37	5	11	2	1	151
	17	133	16	5	10	1	2	99
	20	314	47	12	15	3	0	237
	22	357	74	24	18	9	1	231
	23	188	31	10	4	4	0	139
	24	115	29	1	6	0	0	79
	27	311	65	18	33	4	4	187
Leg. Dist. 22		2,702	486	117	163	41	14	1,881

STATE SENATOR  
55TH DISTRICT  
DETAIL

LEGISLATIVE DISTRICT OR TOWN	ELECTION DISTRICT	TOTAL VOTES	RICH FUNKE	RICH FUNKE	RICH FUNKE	RICH FUNKE	SCATTER	BLANK AND VOID
			REP	CON	IND	REF		
Leg. Dist. 23								
	1	196	68	6	28	1	7	86
	2	380	110	20	46	9	7	188
	3	283	89	6	36	9	5	138
	4	519	169	19	50	4	14	263
	5	263	81	10	30	3	7	132
	6	224	75	8	40	3	4	94
	7	424	140	14	54	11	10	195
	8	381	114	23	49	7	9	179
	9	259	77	9	29	1	4	139
	10	306	103	12	28	10	9	144
	11	356	102	8	26	8	7	205
	12	416	140	19	52	3	3	199
	13	333	110	14	32	3	1	173
	14	362	113	11	43	8	11	176
	15	263	90	12	38	5	1	117
	16	182	62	10	32	7	1	70
	17	497	166	30	56	5	8	232
	18	689	274	42	66	14	9	284
	19	402	167	28	51	3	6	147
	20	422	122	20	41	6	11	222
	21	323	105	18	19	2	6	173
	22	312	100	8	19	6	4	175
	23	231	54	11	29	7	5	125
	24	358	137	24	44	4	8	141
	25	491	181	27	44	8	7	224
	26	578	194	32	67	14	8	263
	27	267	85	23	31	6	1	121
Leg. Dist. 23		9,717	3,228	464	1,080	167	173	4,605
Leg. Dist. 24								
	4	465	130	13	60	10	12	240
	10	462	113	15	58	11	9	256
	13	408	95	13	54	7	9	230
	14/21	531	127	22	61	12	11	298
	15	438	142	23	43	6	5	219
	16	371	129	15	36	4	11	176
	18	407	135	26	52	5	9	180
Leg. Dist. 24		3,082	871	127	364	55	66	1,599
Leg. Dist. 29								
	4	376	119	25	38	2	3	189
	5	398	114	22	33	6	6	217
	6	253	69	10	17	4	3	150
	8	104	30	3	12	5	0	54
	9	557	154	26	39	7	1	330

STATE SENATOR  
55TH DISTRICT  
DETAIL

LEGISLATIVE DISTRICT OR TOWN	ELECTION DISTRICT	TOTAL VOTES	RICH FUNKE	RICH FUNKE	RICH FUNKE	RICH FUNKE	SCATTER	BLANK AND VOID
			REP	CON	IND	REF		
Leg. Dist. 29								
	11	334	124	17	31	6	2	154
	12	431	99	25	28	4	2	273
	14	132	29	6	12	4	1	80
	18	317	128	22	31	3	3	130
	19	222	51	9	18	1	1	142
	21	395	124	27	32	9	2	201
	22	170	18	4	1	5	0	142
	23	302	55	13	12	7	1	214
	24	488	112	30	36	4	3	303
Leg. Dist. 29		4,479	1,226	239	340	67	28	2,579
CITY		28,967	8,305	1,411	2,794	479	387	15,591
East Rochester								
	1	488	252	32	42	6	2	154
	2	402	209	31	40	5	3	114
	3	369	201	34	26	6	5	97
	4	369	207	16	36	2	4	104
	5	363	175	36	43	3	5	101
	6	435	222	34	29	9	2	139
	7	384	214	41	50	6	4	69
East Rochester		2,810	1,480	224	266	37	25	778
Irondequoit								
	1	654	312	59	53	6	2	222
	2	325	163	31	27	2	3	99
	3	519	247	43	62	7	3	157
	4	218	112	22	21	3	1	59
	5	444	220	38	39	3	2	142
	6	643	311	57	71	8	8	188
	7	537	278	56	35	5	2	161
	8	417	225	39	38	2	0	113
	9	430	250	27	29	3	1	120
	10	405	225	38	31	2	5	104
	11	248	131	17	18	3	2	77
	12	372	156	35	35	7	5	134
	13	552	252	39	51	3	3	204
	14	547	277	48	55	5	4	158
	15	497	262	46	46	3	2	138
	16	675	357	43	58	11	4	202
	17	289	146	24	25	4	2	88
	18	429	221	28	36	4	0	140
	19	510	176	26	44	12	2	250
	20	370	202	36	36	1	0	95
	21	412	201	40	40	5	1	125
	22	428	219	46	37	2	4	120

STATE SENATOR  
55TH DISTRICT  
DETAIL

LEGISLATIVE DISTRICT OR TOWN	ELECTION DISTRICT	TOTAL VOTES	RICH FUNKE	RICH FUNKE	RICH FUNKE	RICH FUNKE	SCATTER	BLANK AND VOID
			REP	CON	IND	REF		
Irondequoit	23	399	184	26	36	1	3	149
	24	374	172	36	34	8	3	121
	25	396	194	41	36	2	1	122
	26	323	137	18	19	3	2	144
	27	265	140	25	35	4	1	60
	28	354	218	31	27	0	0	78
	29	377	188	28	32	3	2	124
	30	382	202	27	42	4	2	105
	31	508	224	38	64	7	3	172
	32	454	215	35	46	8	4	146
	33	322	149	27	30	4	1	111
	34	626	365	45	38	5	3	170
	35	314	141	23	38	6	2	104
	36	318	128	18	33	4	4	131
	37	336	188	27	27	3	3	88
	38	287	106	17	26	3	0	135
	39	157	88	11	4	3	0	51
	40	242	127	22	26	1	2	64
	41	403	183	28	43	9	2	138
	42	440	245	36	43	3	2	111
	43	364	181	28	38	3	1	113
	44	720	421	37	57	9	4	192
	45	317	160	27	28	3	0	99
	46	394	230	22	30	4	2	106
	47	156	96	10	5	1	1	43
	48	369	197	38	38	4	5	87
	49	533	260	46	62	5	3	157
	50	346	151	24	28	4	2	137
	51	488	245	43	44	5	3	148
	52	479	241	26	39	4	0	169
	53	380	178	24	32	6	2	138
	54	126	53	18	13	0	0	42
	55	460	215	37	45	3	2	158
	56	346	174	21	23	2	1	125
	57	556	289	45	37	5	2	178
	58	491	233	44	42	7	2	163
	59	364	195	36	34	3	1	95
	60	427	207	42	58	6	0	114
	61	503	254	34	48	4	3	160
	62	423	218	35	48	4	6	112
	63	328	178	27	37	5	1	80
	64	202	60	10	12	0	1	119
	65	300	134	19	25	5	2	115
	66	246	79	16	14	7	2	128

STATE SENATOR  
55TH DISTRICT  
DETAIL

LEGISLATIVE DISTRICT OR TOWN	ELECTION DISTRICT	TOTAL VOTES	RICH FUNKE	RICH FUNKE	RICH FUNKE	RICH FUNKE	SCATTER	BLANK AND VOID
			REP	CON	IND	REF		
Irondequoit								
	67	311	164	21	22	1	1	102
	68	425	212	36	31	7	1	138
		<u>27,252</u>	<u>13,562</u>	<u>2,163</u>	<u>2,456</u>	<u>289</u>	<u>144</u>	<u>8,638</u>
Irondequoit								
Mendon								
	1	754	428	53	64	7	1	201
	2	603	310	54	52	8	4	175
	3	709	391	90	59	4	4	161
	4	524	278	33	32	8	4	169
	5	659	368	82	38	6	6	159
	6	645	351	64	56	4	7	163
	7	720	427	66	43	6	3	175
	8	304	147	29	32	4	1	91
	9	559	324	59	49	1	6	120
		<u>5,477</u>	<u>3,024</u>	<u>530</u>	<u>425</u>	<u>48</u>	<u>36</u>	<u>1,414</u>
Mendon								
Penfield								
	1	249	123	20	19	2	2	83
	2	460	250	36	41	6	3	124
	3	443	263	50	32	3	5	90
	4	667	398	92	43	4	3	127
	5	495	250	43	42	1	6	153
	6	430	291	32	28	2	1	76
	7	458	234	39	41	10	5	129
	8	392	225	31	31	8	2	95
	9	561	245	39	42	9	8	218
	10	380	205	31	37	3	2	102
	11	310	187	16	21	5	1	80
	12	486	257	36	48	5	1	139
	13	670	386	65	39	7	0	173
	14	618	383	66	43	6	2	118
	15	742	404	63	67	6	6	196
	16	224	127	10	24	4	2	57
	17	496	273	37	47	10	1	128
	18	374	215	24	30	3	3	99
	19	714	390	49	62	10	5	198
	20	579	349	58	35	3	1	133
	21	563	279	39	51	5	4	185
	22	492	233	41	54	5	6	153
	23	671	394	46	55	4	5	167
	24	654	379	64	54	7	6	144
	25	426	264	36	25	4	1	96
	26	340	212	23	26	1	1	77
	27	526	295	43	34	7	3	144
	28	451	229	37	43	4	3	135

STATE SENATOR  
55TH DISTRICT  
DETAIL

LEGISLATIVE DISTRICT OR TOWN	ELECTION DISTRICT	TOTAL VOTES	RICH FUNKE	RICH FUNKE	RICH FUNKE	RICH FUNKE	SCATTER	BLANK AND VOID
			REP	CON	IND	REF		
Penfield								
	29	690	355	56	61	10	6	202
	30	859	528	81	54	8	6	182
	31	315	171	26	23	1	2	92
	32	334	184	16	24	1	3	106
	33	449	227	54	43	5	6	114
	34	472	280	41	19	2	2	128
	35	722	403	46	74	4	3	192
	36	511	293	33	58	4	7	116
	37	917	576	83	64	5	3	186
	38	333	204	27	26	4	1	71
	39	400	232	42	25	5	4	92
	40	659	413	37	35	10	1	163
	41	639	422	40	41	1	1	134
	42	476	291	42	32	5	0	106
		<u>21,647</u>	<u>12,319</u>	<u>1,790</u>	<u>1,693</u>	<u>209</u>	<u>133</u>	<u>5,503</u>
Penfield								
Perinton								
	1	757	424	64	54	6	2	207
	2	574	301	51	37	5	5	175
	3	404	225	40	38	5	4	92
	4	417	232	32	37	7	4	105
	5	298	157	24	29	6	4	78
	6	417	208	26	31	6	5	141
	7	552	284	42	44	3	7	172
	8	472	259	49	33	5	2	124
	9	667	427	59	47	5	3	126
	10	542	280	46	43	8	4	161
	11	349	175	39	38	3	3	91
	12	443	243	38	36	4	4	118
	13	404	257	32	22	3	3	87
	14	482	262	48	37	4	3	128
	15	544	316	36	55	3	2	132
	16	377	228	34	20	3	2	90
	17	499	256	31	40	4	8	160
	18	491	259	43	44	6	3	136
	19	463	270	49	32	3	1	108
	20	460	246	36	39	2	3	134
	21	566	327	44	42	9	5	139
	22	344	193	25	28	6	2	90
	23	730	415	51	46	13	5	200
	24	767	464	50	45	6	1	201
	25	380	199	23	37	4	4	113
	26	487	288	50	38	4	4	103
	27	391	241	37	22	3	1	87
	28	388	230	22	33	3	6	94

STATE SENATOR  
55TH DISTRICT  
DETAIL

LEGISLATIVE DISTRICT OR TOWN	ELECTION DISTRICT	TOTAL VOTES	RICH FUNKE	RICH FUNKE	RICH FUNKE	RICH FUNKE	SCATTER	BLANK AND VOID
			REP	CON	IND	REF		
Perinton								
	29	295	174	19	19	3	4	76
	30	510	288	40	41	8	2	131
	31	561	334	38	39	5	2	143
	32	447	242	39	38	5	3	120
	33	517	292	31	39	4	2	149
	34	564	334	48	35	2	2	143
	35	411	239	34	39	8	3	88
	36	342	174	22	31	1	3	111
	37	493	271	46	45	3	2	126
	38	618	345	51	55	10	4	153
	39	638	405	54	50	8	1	120
	40	374	201	29	30	8	5	101
	41	331	177	35	32	7	3	77
	42	529	281	50	48	1	4	145
	43	876	538	66	60	15	2	195
	44	407	223	30	33	2	2	117
	45	856	529	76	68	8	5	170
	46	301	154	33	22	5	3	84
	47	582	348	53	40	6	5	130
	48	415	242	35	38	2	4	94
	49	403	240	34	24	5	3	97
	50	238	76	17	20	3	1	121
	51	623	405	57	33	6	7	115
	52	543	322	32	32	2	0	155
	53	397	213	25	42	8	0	109
	54	863	555	56	52	7	1	192
	55	480	309	25	29	2	5	110
	56	791	511	56	46	9	5	164
Perinton		28,070	16,088	2,252	2,127	292	183	7,128
Pittsford								
	1	397	197	21	26	8	6	139
	2	421	173	29	36	1	6	176
	3	674	384	28	37	4	6	215
	4	591	305	43	38	8	1	196
	5	376	142	22	30	6	7	169
	6	359	152	11	34	5	1	156
	7	218	93	19	16	2	4	84
	8	467	275	33	21	2	4	132
	9	491	253	33	25	8	7	165
	10	652	378	40	32	1	4	197
	11	392	207	37	19	2	5	122
	12	498	276	25	34	7	3	153
	13	328	153	22	19	3	5	126
	14	592	326	47	26	8	2	183

STATE SENATOR  
55TH DISTRICT  
DETAIL

LEGISLATIVE DISTRICT OR TOWN	ELECTION DISTRICT	TOTAL VOTES	RICH FUNKE	RICH FUNKE	RICH FUNKE	RICH FUNKE	SCATTER	BLANK AND VOID
			REP	CON	IND	REF		
Pittsford								
	15	413	198	28	42	6	4	135
	16	417	217	25	44	6	2	123
	17	605	281	36	54	2	3	229
	18	426	203	26	35	2	2	158
	19	305	173	35	21	5	0	71
	20	502	238	32	44	3	7	178
	21	516	272	32	32	2	4	174
	22	585	305	43	41	4	3	189
	23	412	217	33	37	4	3	118
	24	537	279	36	29	2	4	187
	25	583	324	38	34	6	4	177
	26	481	265	33	39	9	2	133
	27	447	219	35	42	5	3	143
	28	427	241	19	22	7	4	134
	29	453	279	31	33	3	1	106
	30	431	232	20	34	2	3	140
	31	592	351	37	46	2	7	149
	32	522	259	32	51	4	4	172
	33	734	437	52	47	7	5	186
	34	850	471	37	45	8	4	285
Pittsford		16,694	8,775	1,070	1,165	154	130	5,400
Rush								
	1	605	367	63	46	4	6	119
	2	422	253	48	33	3	4	81
	3	575	309	61	55	4	3	143
	4	587	316	63	51	6	4	147
Rush		2,189	1,245	235	185	17	17	490
TOWNS		104,139	56,493	8,264	8,317	1,046	668	29,351
GRAND TOTAL:		133,106	64,798	9,675	11,111	1,525	1,055	44,942



STATE SENATOR  
56TH DISTRICT  
SUMMARY

LEGISLATIVE DISTRICT OR TOWN	TOTAL VOTES	ANN C. LEWIS	JOSEPH E. ROBACH	JOSEPH E. ROBACH	ANN C. LEWIS	JOSEPH E. ROBACH	JOSEPH E. ROBACH	SCATTER	BLANK AND VOID
		DEM	REP	CON	WOR	IND	REF		
Leg. Dist. 07	908	274	449	61	23	39	4	0	58
Leg. Dist. 22	4,001	2,573	601	87	94	84	21	0	541
Leg. Dist. 23	491	264	103	18	36	22	6	1	41
Leg. Dist. 24	828	444	184	24	81	48	4	0	43
Leg. Dist. 25	4,566	2,843	822	111	188	124	25	2	451
Leg. Dist. 26	5,807	2,005	2,476	400	175	301	43	2	405
Leg. Dist. 27	2,183	1,209	523	70	56	88	13	1	223
Leg. Dist. 28	6,111	3,129	1,563	273	215	248	37	4	642
Leg. Dist. 29	3,176	1,812	685	103	90	87	17	4	378
CITY	28,071	14,553	7,406	1,147	958	1,041	170	14	2,782
Brighton	18,854	8,431	7,070	829	722	790	96	15	901
Clarkson	3,329	657	1,873	379	74	140	18	0	188
Gates	13,651	3,645	7,074	1,081	292	565	90	3	901
Greece	47,830	10,398	27,239	4,462	829	2,223	215	20	2,444
Hamlin	4,214	714	2,481	506	77	199	17	4	216
Parma	8,293	1,282	5,047	1,001	132	392	23	1	415
TOWNS	96,171	25,127	50,784	8,258	2,126	4,309	459	43	5,065
GRAND TOTAL:	124,242	39,680	58,190	9,405	3,084	5,350	629	57	7,847

STATE SENATOR  
56TH DISTRICT  
DETAIL

LEGISLATIVE DISTRICT OR TOWN	ELECTION DISTRICT	TOTAL VOTES	ANN	JOSEPH	JOSEPH	ANN	JOSEPH	JOSEPH	SCATTER	BLANK AND VOID
			C. LEWIS	E. ROBACH	E. ROBACH	C. LEWIS	E. ROBACH	E. ROBACH		
			DEM	REP	CON	WOR	IND	REF		
Leg. Dist. 07	1	540	125	311	32	12	23	4	0	33
	2	368	149	138	29	11	16	0	0	25
Leg. Dist. 07		908	274	449	61	23	39	4	0	58
Leg. Dist. 22	2	183	130	19	2	6	4	0	0	22
	3	305	168	31	8	7	7	4	0	80
	4	193	135	20	1	4	1	1	0	31
	5	237	159	28	7	5	3	0	0	35
	6	251	166	32	4	2	7	2	0	38
	7	190	128	19	4	10	1	0	0	28
	9	225	128	51	4	3	9	1	0	29
	10	213	153	31	1	3	4	0	0	21
	13	114	77	10	0	2	0	2	0	23
	14	256	163	47	6	4	9	2	0	25
	15	347	254	39	9	10	5	1	0	29
	16	132	91	20	3	0	2	0	0	16
	18	184	120	20	3	2	5	1	0	33
	19	195	127	33	5	4	4	1	0	21
	21	178	103	34	6	2	5	0	0	28
	25	512	294	109	13	23	7	6	0	60
	26/25-19	286	177	58	11	7	11	0	0	22
Leg. Dist. 22		4,001	2,573	601	87	94	84	21	0	541
Leg. Dist. 23	28	415	228	80	16	34	18	4	1	34
	29	76	36	23	2	2	4	2	0	7
Leg. Dist. 23		491	264	103	18	36	22	6	1	41
Leg. Dist. 24	1	419	212	97	15	48	24	0	0	23
	2/22	330	188	71	8	26	21	3	0	13
	20	79	44	16	1	7	3	1	0	7
Leg. Dist. 24		828	444	184	24	81	48	4	0	43
Leg. Dist. 25	1	435	266	106	9	15	11	1	1	26
	5	350	245	43	10	8	2	2	0	40
	9	178	103	34	3	8	8	0	0	22
	10	376	258	58	8	11	7	2	0	32
	12/28	370	217	59	8	50	17	4	0	15
	15	272	181	54	4	6	3	2	0	22
	16	313	185	57	11	6	10	1	0	43
	17	262	163	28	3	9	4	4	0	51
	18	423	267	73	11	10	9	4	1	48
	20	121	59	39	9	5	3	0	0	6
	21/28-19	265	154	54	12	12	8	2	0	23
	22	247	146	59	5	15	8	1	0	13

STATE SENATOR  
56TH DISTRICT  
DETAIL

LEGISLATIVE DISTRICT OR TOWN	ELECTION DISTRICT	TOTAL VOTES	ANN C. LEWIS	JOSEPH E. ROBACH	JOSEPH E. ROBACH	ANN C. LEWIS	JOSEPH E. ROBACH	JOSEPH E. ROBACH	SCATTER	BLANK AND VOID
			DEM	REP	CON	WOR	IND	REF		
Leg. Dist. 25										
	23	209	157	15	1	6	1	1	0	28
	25	561	334	117	16	14	16	1	0	63
	26/27	184	108	26	1	13	17	0	0	19
Leg. Dist. 25		4,566	2,843	822	111	188	124	25	2	451
Leg. Dist. 26										
	1	580	163	297	52	12	25	6	0	25
	2	255	87	109	26	5	15	1	0	12
	3	175	59	83	4	7	4	0	0	18
	4	313	82	150	23	14	20	8	0	16
	5	329	147	118	15	7	15	0	0	27
	6	289	147	85	10	8	7	2	0	30
	7	381	159	145	18	12	11	2	0	34
	8	354	167	109	21	10	14	5	0	28
	9	380	151	115	28	22	27	2	0	35
	10	395	167	133	26	13	15	6	0	35
	11	318	83	159	18	9	18	3	0	28
	12	342	85	179	29	8	20	1	0	20
	13	363	84	194	33	10	27	0	0	15
	14	383	100	191	38	11	30	2	0	11
	15	341	166	98	19	12	19	0	1	26
	16	324	84	166	23	9	20	1	0	21
	17	285	74	145	17	6	14	4	1	24
Leg. Dist. 26		5,807	2,005	2,476	400	175	301	43	2	405
Leg. Dist. 27										
	8	679	438	98	10	20	17	2	0	94
	18	441	225	144	15	8	23	1	0	25
	20	291	207	40	5	5	8	2	0	24
	22	348	148	108	14	11	17	4	0	46
	25	181	74	54	16	6	10	2	1	18
	26	243	117	79	10	6	13	2	0	16
Leg. Dist. 27		2,183	1,209	523	70	56	88	13	1	223
Leg. Dist. 28										
	1	355	184	77	19	18	14	2	0	41
	2	232	130	55	13	7	11	0	0	16
	3	234	136	50	5	7	4	0	0	32
	4	220	91	75	8	5	9	0	0	32
	5	205	82	71	12	8	7	2	0	23
	6	444	224	124	16	20	20	3	2	35
	7	559	262	177	20	17	25	2	0	56
	8	312	200	52	11	4	6	2	1	36
	9	352	173	115	17	8	17	0	1	21
	10	145	74	31	7	2	6	4	0	21
	11	289	147	63	9	15	11	0	0	44
	12	203	112	32	13	7	7	1	0	31
	13	344	171	76	16	10	18	3	0	50

STATE SENATOR  
56TH DISTRICT  
DETAIL

LEGISLATIVE DISTRICT OR TOWN	ELECTION DISTRICT	TOTAL VOTES	ANN C. LEWIS	JOSEPH E. ROBACH	JOSEPH E. ROBACH	ANN C. LEWIS	JOSEPH E. ROBACH	JOSEPH E. ROBACH	SCATTER	BLANK AND VOID
			DEM	REP	CON	WOR	IND	REF		
Leg. Dist. 28										
	14	347	210	59	17	11	17	4	0	29
	15	151	85	28	2	6	8	0	0	22
	16	289	135	82	12	8	13	3	0	36
	17	57	28	17	4	1	1	0	0	6
	18	314	155	90	15	14	13	1	0	26
	20	453	208	141	29	19	16	1	0	39
	21	404	207	105	18	23	18	8	0	25
	22	202	115	43	10	5	7	1	0	21
Leg. Dist. 28		6,111	3,129	1,563	273	215	248	37	4	642
Leg. Dist. 29										
	1	53	31	13	0	2	1	0	0	6
	2	150	83	29	5	9	5	1	0	18
	3	18	12	3	0	0	0	2	0	1
	7	243	101	87	14	11	11	0	1	18
	10	495	301	107	19	10	15	3	1	39
	13	276	187	33	3	7	6	0	0	40
	15	389	230	67	8	7	9	1	1	66
	16	145	96	24	2	2	5	0	0	16
	17	233	103	76	13	8	8	2	1	22
	20	515	294	99	16	21	16	4	0	65
	25/28	462	261	106	19	9	5	3	0	59
	26	197	113	41	4	4	6	1	0	28
Leg. Dist. 29		3,176	1,812	685	103	90	87	17	4	378
CITY Brighton		28,071	14,553	7,406	1,147	958	1,041	170	14	2,782
	1	507	237	170	23	34	21	5	0	17
	2	324	115	144	23	12	12	2	0	16
	3	431	161	174	28	16	17	1	0	34
	4	431	204	152	8	29	23	0	1	14
	5	436	218	151	13	21	18	3	0	12
	6	593	252	253	24	25	16	3	0	20
	7	389	172	150	15	15	18	1	0	18
	8	450	168	236	13	8	15	2	0	8
	9	401	175	149	22	15	13	4	0	23
	10	484	233	192	17	9	12	4	0	17
	11	520	228	195	29	18	21	5	0	24
	12	546	260	181	23	29	19	4	2	28
	13	293	117	125	12	9	15	1	0	14
	14	366	206	96	8	15	18	4	0	19
	15	373	157	136	27	13	15	0	1	24
	16	293	79	174	17	2	6	1	0	14
	17	258	136	79	6	3	5	0	0	29
	18	419	208	141	12	19	19	1	0	19
	19	277	128	97	20	13	10	3	0	6
	20	353	174	103	22	17	9	2	1	25

STATE SENATOR  
56TH DISTRICT  
DETAIL

LEGISLATIVE DISTRICT OR TOWN	ELECTION DISTRICT	TOTAL VOTES	ANN C. LEWIS	JOSEPH E. ROBACH	JOSEPH E. ROBACH	ANN C. LEWIS	JOSEPH E. ROBACH	JOSEPH E. ROBACH	SCATTER	BLANK AND VOID
			DEM	REP	CON	WOR	IND	REF		
Brighton										
	21	385	163	149	16	19	19	1	0	18
	22	443	181	194	17	9	18	1	1	22
	23	330	152	114	17	13	16	0	1	17
	24	476	175	209	31	12	18	4	1	26
	25	334	162	103	11	22	17	3	0	16
	26	345	129	153	19	15	11	2	0	16
	27	325	143	119	14	11	19	3	0	16
	28	567	260	218	21	20	20	1	0	27
	29	344	139	158	18	7	16	2	0	4
	30	787	417	243	21	28	19	3	2	54
	31	369	157	151	5	18	25	1	0	12
	32	467	208	175	16	21	30	3	0	14
	33	464	200	190	18	19	15	3	0	19
	34	429	182	162	28	16	22	2	0	17
	35	386	183	121	19	21	15	2	0	25
	36	407	208	108	21	18	17	1	1	33
	37	327	149	115	11	19	22	0	0	11
	38	466	217	166	21	17	18	0	1	26
	39	355	142	140	23	11	16	4	0	19
	40	701	322	257	30	19	42	5	0	26
	41	625	289	222	30	26	30	2	0	26
	42	143	54	57	10	7	11	0	1	3
	43	475	232	164	19	9	19	3	0	29
	44	175	78	55	7	10	10	2	2	11
	45	332	138	138	18	8	17	1	0	12
	46	253	123	91	6	5	6	1	0	21
Brighton		18,854	8,431	7,070	829	722	790	96	15	901
Clarkson										
	1	640	109	375	76	16	30	1	0	33
	2	88	15	51	8	3	2	0	0	9
	3	497	116	279	48	9	12	3	0	30
	4	716	116	449	86	13	28	0	0	24
	5	986	212	498	123	21	48	13	0	71
	6	402	89	221	38	12	20	1	0	21
Clarkson		3,329	657	1,873	379	74	140	18	0	188
Gates										
	1	271	82	119	24	11	16	4	0	15
	2	359	112	172	25	15	8	0	0	27
	3	385	101	192	34	6	25	2	0	25
	4	410	94	207	43	8	11	6	0	41
	5	442	113	241	40	9	17	1	0	21
	6	432	149	201	25	14	18	3	0	22
	7	816	173	472	64	19	30	5	0	53
	8	306	73	169	25	9	9	0	0	21
	9	469	139	234	29	6	19	5	0	37

STATE SENATOR  
56TH DISTRICT  
DETAIL

LEGISLATIVE DISTRICT OR TOWN	ELECTION DISTRICT	TOTAL VOTES	ANN C. LEWIS	JOSEPH E. ROBACH	JOSEPH E. ROBACH	ANN C. LEWIS	JOSEPH E. ROBACH	JOSEPH E. ROBACH	SCATTER	BLANK AND VOID
			DEM	REP	CON	WOR	IND	REF		
Gates										
	10	234	70	115	25	2	8	1	0	13
	11	299	79	156	28	9	11	3	0	13
	12	282	84	133	16	6	12	3	0	28
	13	446	121	220	41	8	29	1	0	26
	14	327	81	175	26	5	14	1	0	25
	15	647	181	333	38	10	34	4	0	47
	16	316	109	156	17	6	12	1	0	15
	17	403	109	199	26	5	18	3	1	42
	18	455	102	260	39	5	12	4	0	33
	19	362	76	204	35	7	13	0	0	27
	20	363	87	193	33	9	24	2	1	14
	21	350	88	199	21	6	14	1	0	21
	22	298	86	144	29	7	10	2	0	20
	23	376	93	206	40	8	14	1	1	13
	24	676	194	325	53	16	33	9	0	46
	25	338	93	163	28	6	16	5	0	27
	26	493	103	287	46	12	19	3	0	23
	27	526	143	277	34	6	19	3	0	44
	28	327	81	176	23	9	17	1	0	20
	29	395	122	188	29	10	15	6	0	25
	30	256	67	137	25	6	5	1	0	15
	31	322	79	176	23	8	12	0	0	24
	32	424	114	210	39	12	20	2	0	27
	33	205	77	97	8	6	5	2	0	10
	34	369	102	192	32	7	9	5	0	22
	35	272	68	146	18	4	17	0	0	19
Gates		13,651	3,645	7,074	1,081	292	565	90	3	901
Greece										
	1	362	75	196	47	12	14	2	0	16
	2	460	78	273	55	15	25	1	0	13
	3	344	76	219	21	6	10	1	0	11
	4	333	76	193	35	3	14	0	0	12
	5	297	80	160	19	5	18	1	0	14
	6	325	94	159	27	11	20	0	0	14
	7	436	114	220	37	8	20	5	0	32
	8	394	83	197	40	11	25	4	0	34
	9	404	103	190	43	14	24	3	0	27
	10	361	95	181	29	13	21	3	0	19
	11	200	50	109	12	4	5	2	0	18
	12	266	68	139	22	7	14	1	0	15
	13	332	69	190	32	0	24	1	0	16
	14	287	74	153	27	6	15	3	0	9
	15	354	64	219	36	3	19	0	1	12
	16	278	49	169	22	4	20	2	0	12
	17	526	105	335	39	6	21	3	1	16
	18	457	101	266	36	11	19	6	0	18

STATE SENATOR  
56TH DISTRICT  
DETAIL

LEGISLATIVE DISTRICT OR TOWN	ELECTION DISTRICT	TOTAL VOTES	ANN C. LEWIS	JOSEPH E. ROBACH	JOSEPH E. ROBACH	ANN C. LEWIS	JOSEPH E. ROBACH	JOSEPH E. ROBACH	SCATTER	BLANK AND VOID
			DEM	REP	CON	WOR	IND	REF		
Greece										
	19	342	79	183	25	13	19	1	0	22
	20	385	99	184	45	10	22	4	0	21
	21	358	71	184	47	11	27	1	0	17
	22	323	80	182	23	13	11	1	0	13
	23	570	140	312	41	7	27	3	1	39
	24	553	91	342	47	11	34	2	0	26
	25	383	109	188	35	12	20	2	0	17
	26	290	79	138	26	9	16	0	0	22
	27	669	157	352	61	7	30	3	0	59
	28	524	81	329	47	8	27	2	0	30
	29	407	107	219	40	5	18	1	0	17
	30	294	64	153	23	8	21	0	0	25
	31	325	81	184	31	5	10	2	0	12
	32	405	125	181	41	8	24	3	0	23
	33	520	75	318	61	9	27	0	0	30
	34	430	82	234	53	9	25	1	0	26
	35	391	73	214	48	12	17	2	0	25
	36	573	114	344	45	12	15	4	0	39
	37	279	47	160	39	6	12	1	0	14
	38	594	145	318	52	17	30	0	0	32
	39	286	73	160	31	1	12	0	0	9
	40	361	91	175	32	6	23	3	0	31
	41	464	89	269	45	15	25	2	0	19
	42	375	101	193	31	5	24	1	0	20
	43	435	69	262	59	8	17	1	0	19
	44	580	106	352	44	10	29	3	0	36
	45	689	117	430	66	7	29	3	1	36
	46	304	92	130	37	7	18	3	0	17
	47	410	95	216	43	9	22	6	1	18
	48	302	50	187	26	1	11	0	0	27
	49	293	60	183	21	3	14	0	0	12
	50	387	75	218	51	3	21	1	1	17
	51	264	59	162	20	1	12	1	0	9
	52	532	114	302	55	11	29	4	1	16
	53	443	176	180	30	8	19	1	0	29
	54	487	87	300	47	3	22	2	0	26
	55	314	66	176	45	3	11	1	0	12
	56	489	106	277	43	8	27	4	0	24
	57	420	101	244	35	4	11	2	0	23
	58	530	107	307	47	11	28	3	0	27
	59	364	152	120	24	10	22	4	0	32
	60	367	92	192	33	6	22	3	0	19
	61	436	110	232	35	6	22	2	1	28
	62	540	147	278	51	7	23	0	0	34
	63	476	121	247	46	16	23	3	0	20
	64	346	72	215	22	3	14	2	1	17
	65	385	85	244	20	3	9	2	0	22

STATE SENATOR  
56TH DISTRICT  
DETAIL

LEGISLATIVE DISTRICT OR TOWN	ELECTION DISTRICT	TOTAL VOTES	ANN C. LEWIS	JOSEPH E. ROBACH	JOSEPH E. ROBACH	ANN C. LEWIS	JOSEPH E. ROBACH	JOSEPH E. ROBACH	SCATTER	BLANK AND VOID
			DEM	REP	CON	WOR	IND	REF		
Greece										
	66	234	58	135	20	5	10	0	0	6
	67	373	71	234	39	6	11	4	0	8
	68	491	104	287	53	8	21	1	0	17
	69	276	50	161	36	3	11	1	1	13
	70	1,122	202	715	101	11	44	3	1	45
	71	517	104	294	55	5	19	0	0	40
	72	599	115	365	63	3	16	3	0	34
	73	266	75	134	28	10	9	0	0	10
	74	438	140	204	29	17	23	1	0	24
	75	353	74	204	32	6	15	3	1	18
	76	326	38	228	34	5	11	1	0	9
	77	480	122	277	29	9	9	3	0	31
	78	310	67	180	19	7	18	1	0	18
	79	788	147	476	82	5	34	5	0	39
	80	548	93	346	60	8	10	4	0	27
	81	268	57	172	16	4	9	0	0	10
	82	514	164	225	41	16	33	4	0	31
	83	278	97	135	19	2	13	1	0	11
	84	501	116	289	52	7	19	1	0	17
	85	526	104	298	63	10	25	2	0	24
	86	516	87	352	40	3	10	5	1	18
	87	379	79	203	41	12	20	1	0	23
	88	423	91	244	47	2	20	1	0	18
	89	349	61	207	27	3	20	4	0	27
	90	535	81	321	67	10	23	4	3	26
	91	735	138	459	72	5	31	1	0	29
	92	686	176	361	62	7	26	3	2	49
	93	591	149	305	49	14	30	4	0	40
	94	484	111	265	47	15	20	2	0	24
	95	324	95	183	13	6	14	0	0	13
	96	538	134	292	52	8	24	4	0	24
	97	743	140	461	73	12	25	2	0	30
	98	762	168	413	63	14	54	5	1	44
	99	485	76	310	53	6	19	0	0	21
	100	652	130	384	61	14	29	1	0	33
	101	283	42	178	35	4	10	2	0	12
	102	673	121	413	64	8	37	4	0	26
	103	503	92	319	53	6	20	0	0	13
	104	357	76	202	32	2	23	1	0	21
	105	568	79	390	50	5	23	1	0	20
	106	412	69	259	46	3	17	0	0	18
	107	344	48	235	26	3	10	0	0	22
	108	353	64	213	31	5	22	2	0	16
	109	617	127	373	39	9	37	2	1	29
Greece		47,830	10,398	27,239	4,462	829	2,223	215	20	2,444



STATE SENATOR  
56TH DISTRICT  
DETAIL

LEGISLATIVE DISTRICT OR TOWN	ELECTION DISTRICT	TOTAL VOTES	ANN C. LEWIS	JOSEPH E. ROBACH	JOSEPH E. ROBACH	ANN C. LEWIS	JOSEPH E. ROBACH	JOSEPH E. ROBACH	SCATTER	BLANK AND VOID
			DEM	REP	CON	WOR	IND	REF		
Hamlin										
	1	452	100	225	56	10	31	3	0	27
	2	473	70	283	74	5	19	3	0	19
	3	482	79	274	66	7	25	1	0	30
	4	340	48	209	42	7	13	1	1	19
	5	426	69	255	51	12	18	4	0	17
	6	371	76	219	34	5	15	1	1	20
	7	547	90	336	60	12	26	1	0	22
	8	331	69	192	34	7	16	1	1	11
	9	283	34	181	29	5	14	1	0	19
	10	509	79	307	60	7	22	1	1	32
Hamlin		4,214	714	2,481	506	77	199	17	4	216
Parma										
	1	583	101	335	83	4	28	2	0	30
	2	637	92	409	70	6	23	2	0	35
	3	479	71	322	41	5	21	1	0	18
	4	517	68	308	70	12	19	1	0	39
	5	373	56	223	55	8	21	2	0	8
	6	250	37	159	25	2	16	0	0	11
	7	492	72	307	68	7	18	1	1	18
	8	642	97	405	74	12	25	1	0	28
	9	545	112	309	68	4	24	0	0	28
	10	544	61	321	98	11	27	1	0	25
	11	581	103	334	72	11	27	2	0	32
	12	657	124	384	56	13	40	2	0	38
	13	932	141	594	97	14	42	4	0	40
	14	464	80	269	53	11	23	1	0	27
	15	597	67	368	71	12	38	3	0	38
Parma		8,293	1,282	5,047	1,001	132	392	23	1	415
TOWNS		96,171	25,127	50,784	8,258	2,126	4,309	459	43	5,065
GRAND TOTAL:		124,242	39,680	58,190	9,405	3,084	5,350	629	57	7,847

STATE SENATOR  
59TH DISTRICT  
DETAIL

LEGISLATIVE DISTRICT OR TOWN	ELECTION DISTRICT	TOTAL VOTES	TOM CASEY	PATRICK M. GALLIVAN	PATRICK M. GALLIVAN	PATRICK M. GALLIVAN	PATRICK M. GALLIVAN	SCATTER	BLANK AND VOID
			DEM	REP	CON	IND	REF		
Henrietta									
	1	533	198	231	37	19	4	0	44
	2	422	150	176	27	17	0	0	52
	3	318	191	76	12	7	5	0	27
	4	509	291	148	22	14	0	0	34
	5	459	176	182	38	14	3	0	46
	6	435	153	175	41	19	3	0	44
	7	354	151	135	28	8	3	0	29
	8	431	155	192	26	20	3	1	34
	9	372	179	122	27	14	1	0	29
	10	435	169	173	32	8	2	0	51
	11	426	218	140	22	9	0	1	36
	12	409	136	181	38	22	0	0	32
	13	728	347	262	46	13	5	0	55
	14	424	177	149	28	17	3	0	50
	15	558	221	226	32	15	4	1	59
	16	302	151	97	19	10	2	0	23
	17	486	204	176	40	22	2	1	41
	18	524	230	196	26	16	1	0	55
	19	396	149	177	24	13	3	1	29
	20	740	314	303	40	18	7	0	58
	21	348	140	140	30	9	2	0	27
	22	639	279	248	46	15	3	1	47
	23	471	212	170	30	22	3	0	34
	24	573	267	187	26	15	5	0	73
	25	394	139	164	32	14	3	0	42
	26	854	312	360	69	30	2	0	81
	27	729	274	300	50	27	5	0	73
	28	508	194	223	38	16	2	1	34
	29	1,427	685	474	97	36	5	3	127
	30	1,056	509	359	47	30	8	0	103
	31	324	172	84	20	8	1	1	38
	32	665	312	244	37	19	1	0	52
	33	346	148	128	28	13	0	1	28
	34	309	142	113	18	5	2	0	29
	35	635	251	257	55	15	3	0	54
Henrietta		18,539	7,996	6,968	1,228	569	96	12	1,670
Wheatland									
	1	449	163	181	55	11	3	0	36
	2	471	112	239	55	21	1	0	43
	3	602	218	258	49	20	5	1	51
	4	502	179	207	42	23	1	1	49
	5	534	125	277	69	17	2	0	44
Wheatland		2,558	797	1,162	270	92	12	2	223
GRAND TOTAL:		21,097	8,793	8,130	1,498	661	108	14	1,893

STATE SENATOR  
61ST DISTRICT  
SUMMARY

LEGISLATIVE DISTRICT OR TOWN	TOTAL VOTES	THOMAS A. LOUGHRAN	MICHAEL H. RANZENHOFER	MICHAEL H. RANZENHOFER	RUBEN CARTAGENA, JR.	THOMAS A. LOUGHRAN	MICHAEL H. RANZENHOFER	THOMAS A. LOUGHRAN	MICHAEL H. RANZENHOFER	SCATTER	BLANK AND VOID
		DEM	REP	CON	GRE	WOR	IND	WEP	REF		
Leg. Dist. 24	2,341	1,343	453	68	87	84	41	37	14	2	212
Leg. Dist. 25	3,040	2,087	178	41	92	111	24	41	8	2	456
Leg. Dist. 27	7,588	5,312	594	142	156	238	67	88	14	4	973
CITY	12,969	8,742	1,225	251	335	433	132	166	36	8	1,641
Chili	15,138	4,662	6,761	1,240	188	308	403	116	65	7	1,388
Riga	3,221	678	1,730	344	39	46	101	21	8	0	254
TOWNS	18,359	5,340	8,491	1,584	227	354	504	137	73	7	1,642
GRAND TOTAL:	31,328	14,082	9,716	1,835	562	787	636	303	109	15	3,283

STATE SENATOR  
61ST DISTRICT  
DETAIL

LEGISLATIVE DISTRICT OR TOWN	ELECTION DISTRICT	TOTAL VOTES	THOMAS A. LOUGHRAN	MICHAEL H. RANZENHOFER	MICHAEL H. RANZENHOFER	RUBEN CARTAGENA, JR.	THOMAS A. LOUGHRAN	MICHAEL H. RANZENHOFER	THOMAS A. LOUGHRAN	MICHAEL H. RANZENHOFER	SCATTER	BLANK AND VOID
			DEM	REP	CON	GRE	WOR	IND	WEP	REF		
Leg. Dist. 24												
	3/23	320	196	53	7	13	16	7	6	1	2	19
	5/24	431	248	86	10	13	12	13	6	2	0	41
	6	289	177	43	7	13	16	7	3	0	0	23
	7/19	321	174	64	10	15	11	5	8	3	0	31
	8	307	164	65	16	18	16	3	5	4	0	16
	9	252	143	56	14	7	5	5	4	2	0	16
	11/12	282	170	41	4	7	8	1	5	1	0	45
	17	139	71	45	0	1	0	0	0	1	0	21
Leg. Dist. 24		2,341	1,343	453	68	87	84	41	37	14	2	212
Leg. Dist. 25												
	2	361	250	18	3	15	14	0	5	1	1	54
	3	410	285	29	5	5	11	3	4	0	0	68
	4/24	204	130	23	2	4	6	1	2	0	0	36
	6	272	153	24	11	25	22	6	8	1	0	22
	7	436	328	5	1	3	8	3	3	2	0	83
	8	360	277	10	5	8	5	1	3	1	1	49
	11	185	132	6	2	4	5	0	2	0	0	34
	13	330	231	5	2	7	8	4	2	2	0	69
	14	183	117	19	6	6	13	3	6	0	0	13
	29/30	299	184	39	4	15	19	3	6	1	0	28
Leg. Dist. 25		3,040	2,087	178	41	92	111	24	41	8	2	456
Leg. Dist. 27												
	1	420	283	42	14	5	14	6	4	4	0	48
	2	432	312	36	12	4	10	4	6	1	0	47
	3	357	205	57	13	10	11	7	4	1	0	49
	4	439	301	43	9	10	13	2	10	0	1	50
	5	448	322	20	6	8	22	5	3	0	0	62

STATE SENATOR  
61ST DISTRICT  
DETAIL

LEGISLATIVE DISTRICT OR TOWN	ELECTION DISTRICT	TOTAL VOTES	THOMAS A. LOUGHRAN	MICHAEL H. RANZENHOFER	MICHAEL H. RANZENHOFER	RUBEN CARTAGENA, JR.	THOMAS A. LOUGHRAN	MICHAEL H. RANZENHOFER	THOMAS A. LOUGHRAN	MICHAEL H. RANZENHOFER	SCATTER	BLANK AND VOID
			DEM	REP	CON	GRE	WOR	IND	WEP	REF		
Leg. Dist. 27	6	425	301	23	9	4	11	4	1	0	1	71
	7	401	255	50	5	11	13	5	5	0	0	57
	9	429	294	31	3	7	17	4	5	0	0	68
	10	393	254	57	13	17	11	2	7	1	0	31
	11	486	339	42	8	11	16	1	6	1	0	62
	12	374	266	25	8	9	14	4	5	4	1	38
	13	436	340	20	4	11	6	7	2	0	0	46
	14	324	242	17	3	5	10	1	2	0	0	44
	15	385	281	17	6	7	15	3	3	0	0	53
	16	406	296	24	10	7	6	5	6	1	0	51
	17	494	344	43	2	7	16	4	4	1	0	73
	19	449	317	23	9	7	15	1	7	0	0	70
	21	216	161	14	5	8	9	1	1	0	0	17
	23	274	199	10	3	8	9	1	7	0	1	36
Leg. Dist. 27		<u>7,588</u>	<u>5,312</u>	<u>594</u>	<u>142</u>	<u>156</u>	<u>238</u>	<u>67</u>	<u>88</u>	<u>14</u>	<u>4</u>	<u>973</u>
CITY		12,969	8,742	1,225	251	335	433	132	166	36	8	1,641
Chili	1	339	101	150	33	2	7	12	3	0	0	31
	2	526	98	288	48	6	14	16	7	3	0	46
	3	518	173	215	41	7	10	14	10	2	0	46
	4	346	105	166	32	2	6	5	2	2	0	26
	5	424	150	179	33	5	4	8	3	1	0	41
	6	441	124	190	45	6	12	8	6	0	0	50
	7	271	98	105	16	1	10	6	2	1	0	32
	8	454	120	226	45	3	5	12	3	4	0	36
	9	435	125	205	32	7	11	12	6	2	0	35
	10	302	81	138	37	3	12	7	1	4	1	18

STATE SENATOR  
61ST DISTRICT  
DETAIL

LEGISLATIVE DISTRICT OR TOWN	ELECTION DISTRICT	TOTAL VOTES	THOMAS A. LOUGHRAN	MICHAEL H. RANZENHOFER	MICHAEL H. RANZENHOFER	RUBEN CARTAGENA, JR.	THOMAS A. LOUGHRAN	MICHAEL H. RANZENHOFER	THOMAS A. LOUGHRAN	MICHAEL H. RANZENHOFER	SCATTER	BLANK AND VOID
			DEM	REP	CON	GRE	WOR	IND	WEP	REF		
Chili	11	473	147	224	31	9	9	11	3	2	0	37
	12	442	141	193	38	4	7	10	0	2	2	45
	13	630	155	324	48	8	9	20	4	2	0	60
	14	442	104	220	45	7	11	13	0	1	0	41
	15	371	110	162	40	5	1	18	4	0	0	31
	16	842	237	406	80	12	12	24	9	3	0	59
	17	1,024	279	516	72	10	15	20	7	5	0	100
	18	487	140	238	36	3	7	18	2	3	0	40
	19	413	145	184	22	2	6	5	5	3	0	41
	20	598	224	232	42	7	14	12	4	2	1	60
	21	301	88	137	19	3	6	10	1	1	1	35
	22	512	233	170	33	11	11	15	4	0	2	33
	23	349	100	169	25	3	12	8	2	2	0	28
	24	933	323	378	73	12	15	27	2	6	0	97
	25	386	171	112	24	7	12	17	2	0	0	41
	26	582	155	278	55	6	11	25	0	5	0	47
	27	416	129	175	44	7	9	13	5	1	0	33
	28	362	125	133	30	5	11	5	1	3	0	49
	29	285	84	129	24	4	8	4	3	2	0	27
	30	309	107	111	32	2	15	3	4	2	0	33
	31	430	140	194	23	7	9	10	7	0	0	40
	32	495	150	214	42	12	7	15	4	1	0	50
Chili		15,138	4,662	6,761	1,240	188	308	403	116	65	7	1,388
Riga	1	779	192	387	83	11	14	22	6	0	0	64
	2	592	114	333	64	8	12	19	3	3	0	36
	3	377	102	182	35	4	0	12	2	2	0	38

STATE SENATOR  
61ST DISTRICT  
DETAIL

LEGISLATIVE DISTRICT OR TOWN	ELECTION DISTRICT	TOTAL VOTES	THOMAS A. LOUGHRAN	MICHAEL H. RANZENHOFER	MICHAEL H. RANZENHOFER	RUBEN CARTAGENA, JR.	THOMAS A. LOUGHRAN	MICHAEL H. RANZENHOFER	THOMAS A. LOUGHRAN	MICHAEL H. RANZENHOFER	SCATTER	BLANK AND VOID
			DEM	REP	CON	GRE	WOR	IND	WEP	REF		
Riga	4	506	103	273	50	8	8	16	5	2	0	41
	5	491	85	304	41	3	7	12	1	0	0	38
	6	476	82	251	71	5	5	20	4	1	0	37
Riga		3,221	678	1,730	344	39	46	101	21	8	0	254
TOWNS		18,359	5,340	8,491	1,584	227	354	504	137	73	7	1,642
GRAND TOTAL:		31,328	14,082	9,716	1,835	562	787	636	303	109	15	3,283

STATE SENATOR  
62ND DISTRICT  
DETAIL

LEGISLATIVE DISTRICT OR TOWN	ELECTION DISTRICT	TOTAL VOTES	ROBERT	ROBERT	ROBERT	ROBERT	SCATTER	BLANK AND VOID
			G. ORTT REP	G. ORTT CON	G. ORTT IND	G. ORTT REF		
Ogden								
	1	449	224	52	24	6	1	142
	2	492	282	55	35	6	3	111
	3	737	448	69	40	8	2	170
	4	458	267	59	32	1	3	96
	5	448	247	59	39	2	1	100
	6	625	333	63	36	3	1	189
	7	321	181	41	28	2	0	69
	8	604	352	57	37	4	2	152
	9	487	252	44	38	4	1	148
	10	509	280	67	37	0	1	124
	11	533	310	70	37	2	0	114
	12	638	349	62	48	4	4	171
	13	487	277	56	44	2	4	104
	14	466	262	50	36	1	2	115
	15	656	386	74	37	7	2	150
	16	331	197	42	16	2	2	72
	17	450	264	38	39	6	0	103
	18	708	395	74	61	6	2	170
	19	617	330	73	40	3	1	170
	20	585	311	89	46	4	0	135
Ogden		10,601	5,947	1,194	750	73	32	2,605
Sweden								
	1	509	256	51	41	2	0	159
	2	281	108	23	36	7	1	106
	3	566	234	69	51	6	3	203
	4	580	284	60	52	8	4	172
	5	137	59	11	10	4	0	53
	6	433	202	62	51	5	3	110
	7	481	238	59	42	4	1	137
	8	421	216	61	36	3	1	104
	9	430	206	42	42	6	2	132
	10	672	372	87	44	6	2	161
	11	182	73	21	24	1	3	60
	12	444	235	70	20	7	4	108
Sweden		5,136	2,483	616	449	59	24	1,505
GRAND TOTAL:		15,737	8,430	1,810	1,199	132	56	4,110



MEMBER OF ASSEMBLY  
133RD DISTRICT  
SUMMARY

LEGISLATIVE DISTRICT OR TOWN	TOTAL VOTES	BARBARA A. BAER	JOE ERRIGO	JOE ERRIGO	BARBARA A. BAER	JOE ERRIGO	BARBARA A. BAER	JOE ERRIGO	SCATTER	BLANK AND VOID
		DEM	REP	CON	WOR	IND	WEP	REF		
Mendon	5,477	2,203	2,005	417	147	120	59	20	161	345
Pittsford	16,694	8,129	5,812	846	353	270	186	44	17	1,037
Rush	2,189	781	888	203	67	45	28	8	2	167
Wheatland	2,558	887	999	260	69	59	37	5	7	235
GRAND TOTAL:	26,918	12,000	9,704	1,726	636	494	310	77	187	1,784

MEMBER OF ASSEMBLY  
133RD DISTRICT  
DETAIL

LEGISLATIVE DISTRICT OR TOWN	ELECTION DISTRICT	TOTAL VOTES	BARBARA A. BAER	JOE ERRIGO	JOE ERRIGO	BARBARA A. BAER	JOE ERRIGO	BARBARA A. BAER	JOE ERRIGO	SCATTER	BLANK AND VOID
			DEM	REP	CON	WOR	IND	WEP	REF		
Mendon											
	1	754	302	286	46	11	19	14	4	27	45
	2	603	266	156	40	24	16	6	1	39	55
	3	709	270	264	74	19	17	10	6	13	36
	4	524	240	170	20	19	9	9	0	21	36
	5	659	261	245	71	16	11	2	0	16	37
	6	645	255	238	50	24	11	6	2	20	39
	7	720	272	319	50	6	15	5	7	2	44
	8	304	127	108	22	13	6	1	0	13	14
	9	559	210	219	44	15	16	6	0	10	39
		<u>5,477</u>	<u>2,203</u>	<u>2,005</u>	<u>417</u>	<u>147</u>	<u>120</u>	<u>59</u>	<u>20</u>	<u>161</u>	<u>345</u>
Mendon											
Pittsford											
	1	397	217	114	21	13	4	3	5	0	20
	2	421	247	93	26	8	10	6	1	0	30
	3	674	329	240	24	9	8	6	1	1	56
	4	591	286	221	29	12	3	6	3	1	30
	5	376	208	93	19	15	5	7	1	1	27
	6	359	221	77	8	9	6	7	0	0	31
	7	218	123	58	14	1	4	0	1	0	17
	8	467	198	206	29	4	6	0	0	0	24
	9	491	227	182	25	12	6	4	1	0	34
	10	652	258	283	34	12	11	9	1	0	44
	11	392	157	146	28	7	11	4	0	1	38
	12	498	243	183	20	8	7	7	2	1	27
	13	328	166	100	20	10	8	0	1	0	23
	14	592	275	220	37	6	9	9	1	1	34
	15	413	187	126	20	19	10	11	1	0	39
	16	417	203	133	18	15	14	6	0	0	28
	17	605	326	179	29	14	13	10	1	1	32
	18	426	227	129	15	13	4	8	0	0	30
	19	305	128	108	34	2	9	0	2	0	22
	20	502	255	159	28	12	8	5	0	0	35
	21	516	284	155	29	11	9	6	0	0	22

MEMBER OF ASSEMBLY  
133RD DISTRICT  
DETAIL

LEGISLATIVE DISTRICT OR TOWN	ELECTION DISTRICT	TOTAL VOTES	BARBARA A. BAER	JOE ERRIGO	JOE ERRIGO	BARBARA A. BAER	JOE ERRIGO	BARBARA A. BAER	JOE ERRIGO	SCATTER	BLANK AND VOID
			DEM	REP	CON	WOR	IND	WEP	REF		
Pittsford											
	22	585	312	199	30	8	8	8	3	0	17
	23	412	182	148	31	9	12	5	0	0	25
	24	537	255	202	29	5	3	5	1	0	37
	25	583	298	207	25	9	5	5	2	1	31
	26	481	221	174	24	15	11	5	3	0	28
	27	447	231	136	28	14	7	3	2	4	22
	28	427	218	142	13	12	7	4	0	1	30
	29	453	174	185	21	15	11	5	2	2	38
	30	431	234	154	14	5	1	6	0	0	17
	31	592	270	241	26	14	10	3	0	1	27
	32	522	264	184	23	10	8	2	1	0	30
	33	734	311	296	46	15	11	13	4	1	37
	34	850	394	339	29	10	11	8	4	0	55
Pittsford		16,694	8,129	5,812	846	353	270	186	44	17	1,037
Rush											
	1	605	220	258	51	17	7	6	1	0	45
	2	422	129	178	50	13	11	5	1	1	34
	3	575	237	210	48	21	8	9	6	1	35
	4	587	195	242	54	16	19	8	0	0	53
Rush		2,189	781	888	203	67	45	28	8	2	167
Wheatland											
	1	449	188	141	52	20	7	7	1	0	33
	2	471	137	195	50	7	15	5	1	3	58
	3	602	246	216	45	18	13	8	0	1	55
	4	502	181	189	43	12	13	10	2	3	49
	5	534	135	258	70	12	11	7	1	0	40
Wheatland		2,558	887	999	260	69	59	37	5	7	235
GRAND TOTAL:		26,918	12,000	9,704	1,726	636	494	310	77	187	1,784

MEMBER OF ASSEMBLY  
134TH DISTRICT  
SUMMARY

LEGISLATIVE DISTRICT OR TOWN	TOTAL VOTES	PETER A. LAWRENCE REP	PETER A. LAWRENCE CON	PETER A. LAWRENCE IND	PETER A. LAWRENCE REF	SCATTER	BLANK AND VOID
Greece	47,830	25,184	4,656	3,403	449	142	13,996
Ogden	10,601	5,901	1,191	751	71	25	2,662
Parma	8,293	4,797	991	579	49	21	1,856
GRAND TOTAL:	<u>66,724</u>	<u>35,882</u>	<u>6,838</u>	<u>4,733</u>	<u>569</u>	<u>188</u>	<u>18,514</u>

MEMBER OF ASSEMBLY  
134TH DISTRICT  
DETAIL

LEGISLATIVE DISTRICT OR TOWN	ELECTION DISTRICT	TOTAL VOTES	PETER A. LAWRENCE	PETER A. LAWRENCE	PETER A. LAWRENCE	PETER A. LAWRENCE	SCATTER	BLANK AND VOID
			REP	CON	IND	REF		
Greece								
	1	362	185	46	25	3	4	99
	2	460	245	51	37	4	3	120
	3	344	209	24	21	2	0	88
	4	333	177	37	21	2	3	93
	5	297	142	19	30	2	4	100
	6	325	151	32	38	1	1	102
	7	436	200	35	31	3	4	163
	8	394	192	34	36	8	4	120
	9	404	177	44	40	4	0	139
	10	361	174	30	36	10	2	109
	11	200	97	13	11	4	0	75
	12	266	124	24	17	3	0	98
	13	332	174	29	29	4	1	95
	14	287	136	35	18	3	1	94
	15	354	198	36	26	3	1	90
	16	278	162	24	24	1	2	65
	17	526	319	41	36	4	3	123
	18	457	267	38	26	4	1	121
	19	342	176	25	23	5	4	109
	20	385	172	42	42	5	1	123
	21	358	167	43	36	1	3	108
	22	323	164	37	17	1	0	104
	23	570	281	45	39	1	3	201
	24	553	305	47	43	5	1	152
	25	383	166	36	34	4	1	142
	26	290	130	27	26	3	1	103
	27	669	319	55	53	4	2	236
	28	524	285	51	32	4	0	152
	29	407	213	48	24	4	0	118
	30	294	136	24	29	2	1	102
	31	325	169	33	19	3	0	101
	32	405	176	42	37	6	1	143
	33	520	286	62	34	3	1	134
	34	430	227	50	30	1	2	120
	35	391	197	47	24	4	0	119
	36	573	299	50	32	7	1	184
	37	279	155	40	18	2	0	64
	38	594	304	62	43	6	3	176
	39	286	147	30	23	1	1	84
	40	361	164	31	35	4	2	125
	41	464	238	51	29	6	2	138
	42	375	171	33	36	4	2	129
	43	435	248	58	25	3	0	101

MEMBER OF ASSEMBLY  
134TH DISTRICT  
DETAIL

LEGISLATIVE DISTRICT OR TOWN	ELECTION DISTRICT	TOTAL VOTES	PETER A. LAWRENCE	PETER A. LAWRENCE	PETER A. LAWRENCE	PETER A. LAWRENCE	SCATTER	BLANK AND VOID
			REP	CON	IND	REF		
Greece								
	44	580	322	44	41	3	0	170
	45	689	406	62	38	4	0	179
	46	304	128	46	28	4	1	97
	47	410	200	51	41	6	1	111
	48	302	161	29	11	4	0	97
	49	293	165	23	20	1	1	83
	50	387	191	48	24	1	2	121
	51	264	148	21	20	0	0	75
	52	532	285	57	46	6	6	132
	53	443	183	33	36	6	0	185
	54	487	280	46	30	6	0	125
	55	314	154	47	20	2	2	89
	56	489	255	48	44	8	1	133
	57	420	234	41	26	5	0	114
	58	530	274	52	47	7	1	149
	59	364	108	34	43	9	0	170
	60	367	180	40	36	5	0	106
	61	436	197	38	25	8	4	164
	62	540	254	53	42	7	1	183
	63	476	234	51	45	3	2	141
	64	346	197	26	19	5	4	95
	65	385	205	24	12	1	0	143
	66	234	130	27	16	1	3	57
	67	373	216	41	20	4	0	92
	68	491	254	56	28	5	3	145
	69	276	142	34	18	2	2	78
	70	1,122	700	92	71	8	2	249
	71	517	268	48	40	4	0	157
	72	599	330	58	22	6	0	183
	73	266	136	35	19	3	3	70
	74	438	192	36	48	6	1	155
	75	353	194	32	23	5	2	97
	76	326	211	32	20	2	0	61
	77	480	247	34	21	5	1	172
	78	310	160	30	19	2	1	98
	79	788	441	90	57	10	0	190
	80	548	323	62	22	6	0	135
	81	268	157	16	15	6	1	73
	82	514	211	49	58	4	1	191
	83	278	128	17	28	3	0	102
	84	501	262	60	42	5	0	132
	85	526	279	61	43	8	1	134
	86	516	304	45	23	4	1	139

MEMBER OF ASSEMBLY  
134TH DISTRICT  
DETAIL

LEGISLATIVE DISTRICT OR TOWN	ELECTION DISTRICT	TOTAL VOTES	PETER A. LAWRENCE	PETER A. LAWRENCE	PETER A. LAWRENCE	PETER A. LAWRENCE	SCATTER	BLANK AND VOID
			REP	CON	IND	REF		
Greece								
	87	379	198	44	28	0	0	109
	88	423	235	46	28	4	1	109
	89	349	184	31	23	3	0	108
	90	535	307	65	30	4	1	128
	91	735	420	74	44	9	2	186
	92	686	324	74	44	4	2	238
	93	591	288	46	43	10	1	203
	94	484	254	46	39	6	1	138
	95	324	164	15	31	6	1	107
	96	538	265	53	45	8	3	164
	97	743	448	76	43	7	3	166
	98	762	401	66	56	3	5	231
	99	485	283	51	21	1	2	127
	100	652	366	63	41	3	1	178
	101	283	167	30	18	1	0	67
	102	673	380	63	49	4	1	176
	103	503	296	45	25	3	0	134
	104	357	198	32	31	1	1	94
	105	568	360	57	25	3	0	123
	106	412	234	44	21	1	0	112
	107	344	207	27	19	5	0	86
	108	353	196	33	24	3	0	97
	109	617	339	45	43	6	3	181
		<u>47,830</u>	<u>25,184</u>	<u>4,656</u>	<u>3,403</u>	<u>449</u>	<u>142</u>	<u>13,996</u>
Greece								
Ogden								
	1	449	226	53	26	5	0	139
	2	492	277	53	35	5	3	119
	3	737	445	67	43	10	2	170
	4	458	269	57	33	1	2	96
	5	448	250	57	38	4	1	98
	6	625	326	65	38	4	0	192
	7	321	181	41	28	2	0	69
	8	604	351	58	33	5	2	155
	9	487	245	45	39	3	1	154
	10	509	277	69	32	2	2	127
	11	533	300	71	37	2	0	123
	12	638	344	67	43	4	3	177
	13	487	274	57	45	2	2	107
	14	466	263	51	39	1	0	112
	15	656	386	71	42	4	2	151
	16	331	199	41	15	2	2	72
	17	450	263	31	36	3	0	117

MEMBER OF ASSEMBLY  
134TH DISTRICT  
DETAIL

LEGISLATIVE DISTRICT OR TOWN	ELECTION DISTRICT	TOTAL VOTES	PETER A. LAWRENCE	PETER A. LAWRENCE	PETER A. LAWRENCE	PETER A. LAWRENCE	SCATTER	BLANK AND VOID
			REP	CON	IND	REF		
Ogden	18	708	391	73	62	7	2	173
	19	617	329	70	40	3	1	174
	20	585	305	94	47	2	0	137
Ogden		10,601	5,901	1,191	751	71	25	2,662
Parma	1	583	330	78	47	3	3	122
	2	637	379	70	29	1	2	156
	3	479	295	47	27	1	0	109
	4	517	301	67	30	4	0	115
	5	373	206	48	30	4	1	84
	6	250	157	24	19	2	0	48
	7	492	309	65	28	4	0	86
	8	642	371	76	40	1	2	152
	9	545	306	67	30	3	2	137
	10	544	298	92	36	4	1	113
	11	581	328	68	43	5	2	135
	12	657	379	64	63	6	3	142
	13	932	560	94	70	6	3	199
	14	464	251	54	32	1	1	125
	15	597	327	77	55	4	1	133
Parma		8,293	4,797	991	579	49	21	1,856
GRAND TOTAL:		66,724	35,882	6,838	4,733	569	188	18,514



MEMBER OF ASSEMBLY  
135TH DISTRICT  
SUMMARY

LEGISLATIVE DISTRICT OR TOWN	TOTAL VOTES	DOROTHY A. STYK	MARK C. JOHNS	MARK C. JOHNS	MARK C. JOHNS	DOROTHY A. STYK	MARK C. JOHNS	SCATTER	BLANK AND VOID
		DEM	REP	CON	IND	WEP	REF		
East Rochester	2,810	1,067	1,062	177	121	91	11	2	279
Penfield	21,647	7,570	9,610	1,545	684	406	87	6	1,739
Perinton	28,070	10,729	12,092	1,922	809	539	109	8	1,862
Webster	24,341	7,791	11,622	1,966	695	365	104	6	1,792
GRAND TOTAL:	76,868	27,157	34,386	5,610	2,309	1,401	311	22	5,672

MEMBER OF ASSEMBLY  
135TH DISTRICT  
DETAIL

LEGISLATIVE DISTRICT OR TOWN	ELECTION DISTRICT	TOTAL VOTES	DOROTHY	MARK	MARK	MARK	DOROTHY	MARK	SCATTER	BLANK AND VOID
			A. STYK DEM	C. JOHNS REP	C. JOHNS CON	C. JOHNS IND	A. STYK WEP	C. JOHNS REF		
East Rochester										
	1	488	193	187	20	19	14	4	0	51
	2	402	158	145	27	19	12	0	0	41
	3	369	132	146	31	15	8	1	0	36
	4	369	127	152	14	15	18	1	0	42
	5	363	144	122	29	24	14	1	0	29
	6	435	167	169	29	11	9	2	0	48
	7	384	146	141	27	18	16	2	2	32
		2,810	1,067	1,062	177	121	91	11	2	279
East Rochester										
Penfield										
	1	249	100	92	20	10	2	0	0	25
	2	460	179	189	30	17	8	2	0	35
	3	443	135	208	44	18	11	1	0	26
	4	667	158	331	77	23	16	3	0	59
	5	495	185	201	38	18	16	1	0	36
	6	430	116	237	29	14	6	2	0	26
	7	458	172	183	39	16	9	7	0	32
	8	392	123	174	29	13	10	5	1	37
	9	561	276	182	32	17	17	0	0	37
	10	380	138	162	25	13	8	0	0	34
	11	310	122	131	15	9	2	3	0	28
	12	486	198	197	27	18	13	1	0	32
	13	670	236	293	51	17	12	2	0	59
	14	618	147	317	62	17	17	0	0	58
	15	742	283	317	50	18	8	3	0	63
	16	224	90	93	9	10	5	1	0	16
	17	496	164	222	34	21	14	5	0	36
	18	374	137	170	18	16	7	2	0	24
	19	714	285	295	38	21	13	4	0	58
	20	579	206	263	48	15	6	1	0	40
	21	563	227	210	32	17	18	1	0	58
	22	492	210	185	33	17	13	1	1	32
	23	671	243	287	44	20	15	1	2	59
	24	654	213	302	57	28	11	4	0	39
	25	426	116	217	35	6	11	2	0	39
	26	340	102	157	26	12	7	2	0	34
	27	526	193	220	45	20	11	1	0	36
	28	451	165	168	33	20	6	3	0	56
	29	690	299	254	47	24	10	4	0	52
	30	859	283	431	65	15	9	3	0	53
	31	315	127	128	16	7	6	1	1	29
	32	334	147	137	14	8	5	1	0	22
	33	449	154	181	45	18	13	5	0	33
	34	472	155	212	38	8	7	1	0	51

MEMBER OF ASSEMBLY  
135TH DISTRICT  
DETAIL

LEGISLATIVE DISTRICT OR TOWN	ELECTION DISTRICT	TOTAL VOTES	DOROTHY A. STYK			MARK C. JOHNS			DOROTHY A. STYK			BLANK AND VOID
			DEM	REP	CON	IND	WEP	REF	SCATTER			
Penfield												
	35	722	258	305	40	30	16	3	0	70		
	36	511	191	223	31	23	10	2	0	31		
	37	917	279	467	65	23	8	4	0	71		
	38	333	103	170	23	6	4	1	0	26		
	39	400	127	178	40	10	7	2	0	36		
	40	659	224	330	22	17	10	1	1	54		
	41	639	173	351	41	18	4	0	0	52		
	42	476	131	240	38	16	5	1	0	45		
		<u>21,647</u>	<u>7,570</u>	<u>9,610</u>	<u>1,545</u>	<u>684</u>	<u>406</u>	<u>87</u>	<u>6</u>	<u>1,739</u>		
Penfield												
Perinton												
	1	757	289	325	65	23	11	2	0	42		
	2	574	252	219	41	14	8	4	0	36		
	3	404	148	167	36	16	11	1	1	24		
	4	417	162	163	29	13	16	2	0	32		
	5	298	113	122	20	11	4	3	0	25		
	6	417	183	163	17	16	7	3	0	28		
	7	552	233	218	40	23	6	1	0	31		
	8	472	191	197	37	11	9	1	0	26		
	9	667	203	334	48	20	11	5	0	46		
	10	542	229	205	36	22	9	4	0	37		
	11	349	147	123	29	14	7	1	0	28		
	12	443	189	185	28	11	8	1	0	21		
	13	404	132	216	26	8	3	2	0	17		
	14	482	171	202	43	18	11	0	0	37		
	15	544	182	240	26	20	15	3	0	58		
	16	377	151	161	25	11	5	3	0	21		
	17	499	217	201	24	13	16	0	0	28		
	18	491	191	190	38	23	9	0	0	40		
	19	463	150	218	45	15	6	2	0	27		
	20	460	186	191	32	11	10	0	0	30		
	21	566	232	230	38	8	16	5	0	37		
	22	344	117	153	20	8	14	3	0	29		
	23	730	283	310	46	18	15	2	0	56		
	24	767	270	373	44	21	7	1	0	51		
	25	380	188	122	17	15	11	3	1	23		
	26	487	180	219	41	15	6	0	0	26		
	27	391	137	194	29	4	4	1	0	22		
	28	388	148	179	20	16	5	1	0	19		
	29	295	131	111	19	8	8	1	0	17		
	30	510	178	218	33	20	8	6	0	47		
	31	561	193	246	38	19	12	1	0	52		
	32	447	183	173	37	13	9	1	1	30		
	33	517	246	202	27	11	11	0	0	20		

MEMBER OF ASSEMBLY  
135TH DISTRICT  
DETAIL

LEGISLATIVE DISTRICT OR TOWN	ELECTION DISTRICT	TOTAL VOTES	DOROTHY A. STYK	MARK C. JOHNS	MARK C. JOHNS	MARK C. JOHNS	DOROTHY A. STYK	MARK C. JOHNS	SCATTER	BLANK AND VOID
			DEM	REP	CON	IND	WEP	REF		
Perinton	34	564	188	274	39	12	10	0	0	41
	35	411	158	174	33	13	9	2	0	22
	36	342	163	122	20	7	8	0	0	22
	37	493	200	191	39	7	11	1	0	44
	38	618	231	256	35	30	12	1	0	53
	39	638	215	306	42	25	7	6	0	37
	40	374	132	159	27	12	7	2	0	35
	41	331	129	128	28	15	9	2	0	20
	42	529	226	180	41	13	21	2	0	46
	43	876	309	403	60	27	16	6	1	54
	44	407	167	166	30	13	10	0	1	20
	45	856	302	401	63	21	13	1	0	55
	46	301	122	117	25	5	7	2	0	23
	47	582	196	260	50	20	5	2	1	48
	48	415	157	179	33	14	8	1	0	23
	49	403	146	187	33	9	7	0	1	20
	50	238	144	45	8	7	10	3	0	21
	51	623	177	338	54	10	10	5	0	29
	52	543	209	241	35	6	7	0	0	45
	53	397	186	145	22	13	7	4	0	20
	54	863	343	399	44	19	14	2	0	42
55	480	170	242	20	10	13	0	0	25	
56	791	254	409	47	12	10	4	1	54	
Perinton		28,070	10,729	12,092	1,922	809	539	109	8	1,862
Perinton										
Webster	1	477	141	247	39	21	6	2	0	21
	2	764	320	301	37	21	20	8	0	57
	3	607	198	286	52	21	7	1	0	42
	4	274	79	135	20	11	5	3	0	21
	5	496	151	232	43	18	10	3	0	39
	6	435	150	212	25	14	7	1	0	26
	7	555	170	268	39	17	11	4	1	45
	8	446	120	229	48	8	10	2	0	29
	9	504	125	272	46	8	11	4	0	38
	10	1,061	384	481	86	27	13	5	0	65
	11	560	155	288	48	17	9	2	0	41
	12	625	171	334	45	14	5	3	0	53
	13	466	137	226	48	16	12	0	0	27
	14	443	146	218	34	15	2	4	0	24
	15	385	124	173	29	15	7	2	0	35
	16	687	235	320	50	18	5	3	0	56
	17	484	128	266	36	17	5	1	1	30
	18	371	126	173	27	6	10	2	0	27

MEMBER OF ASSEMBLY  
135TH DISTRICT  
DETAIL

LEGISLATIVE DISTRICT OR TOWN	ELECTION DISTRICT	TOTAL VOTES	DOROTHY	MARK	MARK	MARK	DOROTHY	MARK	SCATTER	BLANK AND VOID
			A. STYK	C. JOHNS	C. JOHNS	C. JOHNS	A. STYK	C. JOHNS		
			DEM	REP	CON	IND	WEP	REF		
Webster	19	777	220	393	73	17	11	5	0	58
	20	703	189	363	67	29	3	3	0	49
	21	638	174	349	46	14	9	2	0	44
	22	545	152	250	61	19	8	2	1	52
	23	436	127	226	38	22	7	1	0	15
	24	1,221	440	535	109	30	21	4	0	82
	25	261	70	140	21	7	5	0	0	18
	26	565	177	263	44	22	5	1	2	51
	27	645	211	322	44	14	8	2	0	44
	28	517	163	245	50	15	6	1	0	37
	29	349	121	162	22	13	3	4	0	24
	30	381	167	120	20	10	17	2	0	45
	31	612	175	302	55	14	9	1	0	56
	32	691	172	378	76	17	4	3	0	41
	33	517	174	232	41	19	11	1	0	39
	34	303	96	148	20	8	4	1	0	26
	35	368	119	162	45	14	3	1	0	24
	36	451	143	221	45	14	4	1	1	22
	37	876	320	392	56	20	19	2	0	67
	38	557	215	237	31	15	8	6	0	45
	39	474	171	204	32	15	8	0	0	44
	40	1,122	425	497	69	19	13	5	0	94
	41	693	196	346	62	18	12	3	0	56
	42	556	170	247	52	20	7	2	0	58
	43	443	144	227	35	6	5	1	0	25
Webster		<u>24,341</u>	<u>7,791</u>	<u>11,622</u>	<u>1,966</u>	<u>695</u>	<u>365</u>	<u>104</u>	<u>6</u>	<u>1,792</u>
GRAND TOTAL:		<u><u>76,868</u></u>	<u><u>27,157</u></u>	<u><u>34,386</u></u>	<u><u>5,610</u></u>	<u><u>2,309</u></u>	<u><u>1,401</u></u>	<u><u>311</u></u>	<u><u>22</u></u>	<u><u>5,672</u></u>

MEMBER OF ASSEMBLY  
136TH DISTRICT  
SUMMARY

LEGISLATIVE DISTRICT OR TOWN	TOTAL VOTES	JOSEPH D. MORELLE	JOSEPH D. MORELLE	SCATTER	BLANK AND VOID
		DEM	IND		
Leg. Dist. 07	908	524	75	0	309
Leg. Dist. 16	8	7	0	0	1
Leg. Dist. 21	1,447	1,003	125	9	310
Leg. Dist. 23	3,695	2,435	348	13	899
Leg. Dist. 26	5,807	3,581	523	13	1,690
Leg. Dist. 28	3,827	2,664	243	13	907
Leg. Dist. 29	1,521	1,051	102	3	365
CITY	17,213	11,265	1,416	51	4,481
Brighton	18,854	12,874	1,450	82	4,448
Irondequoit	27,252	16,302	2,790	115	8,045
TOWNS	46,106	29,176	4,240	197	12,493
GRAND TOTAL:	63,319	40,441	5,656	248	16,974

MEMBER OF ASSEMBLY  
136TH DISTRICT  
DETAIL

LEGISLATIVE DISTRICT OR TOWN	ELECTION DISTRICT	TOTAL VOTES	JOSEPH D. MORELLE	JOSEPH D. MORELLE	SCATTER	BLANK AND VOID
			DEM	IND		
Leg. Dist. 07						
	1	540	287	49	0	204
	2	368	237	26	0	105
Leg. Dist. 07		908	524	75	0	309
Leg. Dist. 16						
	1	8	7	0	0	1
Leg. Dist. 16		8	7	0	0	1
Leg. Dist. 21						
	7	554	399	36	4	115
	8	183	133	11	1	38
	20	209	151	26	2	30
	24	501	320	52	2	127
Leg. Dist. 21		1,447	1,003	125	9	310
Leg. Dist. 23						
	12	416	288	28	1	99
	16	182	112	21	0	49
	18	689	443	61	3	182
	19	402	252	55	3	92
	22	312	223	15	1	73
	24	358	236	29	2	91
	25	491	337	52	1	101
	26	578	377	60	2	139
	27	267	167	27	0	73
Leg. Dist. 23		3,695	2,435	348	13	899
Leg. Dist. 26						
	1	580	352	52	0	176
	2	255	154	27	0	74
	3	175	96	22	0	57
	4	313	165	39	2	107
	5	329	218	24	0	87
	6	289	201	17	0	71
	7	381	256	24	0	101
	8	354	251	25	0	78
	9	380	245	37	2	96
	10	395	262	31	4	98
	11	318	180	29	0	109
	12	342	188	39	0	115
	13	363	208	34	2	119
	14	383	234	34	0	115
	15	341	232	23	0	86
	16	324	182	39	1	102
	17	285	157	27	2	99
Leg. Dist. 26		5,807	3,581	523	13	1,690

MEMBER OF ASSEMBLY  
136TH DISTRICT  
DETAIL

LEGISLATIVE DISTRICT OR TOWN	ELECTION DISTRICT	TOTAL VOTES	JOSEPH D. MORELLE	JOSEPH D. MORELLE	SCATTER	BLANK AND VOID
			DEM	IND		
Leg. Dist. 28						
	1	355	256	20	1	78
	2	232	168	14	1	49
	4	220	138	7	1	74
	5	205	134	15	1	55
	6	444	322	25	1	96
	7	559	374	45	1	139
	9	352	241	27	2	82
	16	289	185	17	1	86
	18	314	234	14	0	66
	20	453	303	36	4	110
	21	404	309	23	0	72
Leg. Dist. 28		3,827	2,664	243	13	907
Leg. Dist. 29						
	8	104	81	8	0	15
	17	233	155	15	1	62
	18	317	214	27	1	75
	21	395	293	35	0	67
	22	170	124	1	1	44
	23	302	184	16	0	102
Leg. Dist. 29		1,521	1,051	102	3	365
CITY		17,213	11,265	1,416	51	4,481
Brighton						
	1	507	370	47	1	89
	2	324	198	35	1	90
	3	431	262	31	0	138
	4	431	307	32	1	91
	5	436	326	21	3	86
	6	593	394	45	0	154
	7	389	250	30	0	109
	8	450	276	34	1	139
	9	401	267	31	2	101
	10	484	359	31	2	92
	11	520	316	51	4	149
	12	546	384	39	2	121
	13	293	195	22	0	76
	14	366	266	30	3	67
	15	373	230	36	1	106
	16	293	158	21	1	113
	17	258	188	12	0	58
	18	419	304	33	3	79
	19	277	202	25	2	48
	20	353	234	28	1	90
	21	385	254	35	2	94
	22	443	304	25	3	111



MEMBER OF ASSEMBLY  
136TH DISTRICT  
DETAIL

LEGISLATIVE DISTRICT OR TOWN	ELECTION DISTRICT	TOTAL VOTES	JOSEPH D. MORELLE	JOSEPH D. MORELLE	SCATTER	BLANK AND VOID
			DEM	IND		
Brighton	23	330	234	22	2	72
	24	476	314	36	1	125
	25	334	237	19	1	77
	26	345	219	31	4	91
	27	325	227	23	3	72
	28	567	396	37	0	134
	29	344	213	22	2	107
	30	787	585	43	2	157
	31	369	262	29	2	76
	32	467	324	38	3	102
	33	464	320	39	2	103
	34	429	283	34	2	110
	35	386	274	27	2	83
	36	407	276	40	3	88
	37	327	240	27	4	56
	38	466	322	34	4	106
	39	355	228	29	1	97
	40	701	508	53	1	139
	41	625	433	61	6	125
	42	143	104	15	1	23
	43	475	319	30	1	125
	44	175	109	19	2	45
	45	332	215	36	0	81
	46	253	188	12	0	53
Brighton		18,854	12,874	1,450	82	4,448
Irondequoit	1	654	394	53	5	202
	2	325	187	50	4	84
	3	519	292	62	1	164
	4	218	110	40	0	68
	5	444	275	47	1	121
	6	643	381	74	1	187
	7	537	338	55	2	142
	8	417	240	35	0	142
	9	430	257	34	0	139
	10	405	241	41	2	121
	11	248	145	20	2	81
	12	372	230	39	2	101
	13	552	363	42	0	147
	14	547	318	73	2	154
	15	497	274	47	3	173
	16	675	422	65	3	185
	17	289	160	30	3	96
	18	429	240	50	2	137
	19	510	330	46	4	130

MEMBER OF ASSEMBLY  
136TH DISTRICT  
DETAIL

LEGISLATIVE DISTRICT OR TOWN	ELECTION DISTRICT	TOTAL VOTES	JOSEPH D. MORELLE	JOSEPH D. MORELLE	SCATTER	BLANK AND VOID
			DEM	IND		
Irondequoit	20	370	204	31	1	134
	21	412	266	33	3	110
	22	428	268	41	1	118
	23	399	250	34	1	114
	24	374	236	33	1	104
	25	396	225	46	4	121
	26	323	213	22	2	86
	27	265	147	38	0	80
	28	354	167	47	2	138
	29	377	227	42	0	108
	30	382	221	50	4	107
	31	508	309	53	5	141
	32	454	281	51	1	121
	33	322	186	35	0	101
	34	626	340	61	3	222
	35	314	210	30	0	74
	36	318	208	34	2	74
	37	336	184	51	2	99
	38	287	172	20	0	95
	39	157	97	10	0	50
	40	242	141	26	2	73
	41	403	249	39	0	115
	42	440	252	44	2	142
	43	364	224	34	2	104
	44	720	400	86	3	231
	45	317	197	32	1	87
	46	394	213	47	3	131
	47	156	102	15	1	38
	48	369	209	50	0	110
	49	533	276	61	3	193
	50	346	220	42	1	83
	51	488	277	50	3	158
	52	479	303	45	5	126
	53	380	246	27	1	106
	54	126	83	24	0	19
	55	460	302	43	0	115
	56	346	235	27	0	84
	57	556	342	44	2	168
	58	491	301	45	1	144
	59	364	205	32	0	127
	60	427	224	55	2	146
	61	503	292	50	4	157
	62	423	239	52	6	126
	63	328	185	35	0	108
	64	202	132	15	0	55

MEMBER OF ASSEMBLY  
136TH DISTRICT  
DETAIL

LEGISLATIVE DISTRICT OR TOWN	ELECTION DISTRICT	TOTAL VOTES	JOSEPH D. MORELLE  DEM	JOSEPH D. MORELLE  IND	SCATTER	BLANK AND VOID
Irondequoit	65	300	199	27	1	73
	66	246	190	12	1	43
	67	311	181	24	0	106
	68	425	275	42	2	106
Irondequoit		<u>27,252</u>	<u>16,302</u>	<u>2,790</u>	<u>115</u>	<u>8,045</u>
TOWNS		<u>46,106</u>	<u>29,176</u>	<u>4,240</u>	<u>197</u>	<u>12,493</u>
GRAND TOTAL:		<u><u>63,319</u></u>	<u><u>40,441</u></u>	<u><u>5,656</u></u>	<u><u>248</u></u>	<u><u>16,974</u></u>

MEMBER OF ASSEMBLY  
137TH DISTRICT  
SUMMARY

LEGISLATIVE DISTRICT OR TOWN	TOTAL VOTES	DAVID F. GANTT  DEM	SCATTER	BLANK AND VOID
Leg. Dist. 21	3,174	2,527	21	626
Leg. Dist. 22	6,703	5,436	24	1,243
Leg. Dist. 23	231	154	7	70
Leg. Dist. 25	6,937	5,569	42	1,326
Leg. Dist. 27	9,771	7,833	60	1,878
Leg. Dist. 28	494	386	3	105
Leg. Dist. 29	3,552	2,810	11	731
CITY	30,862	24,715	168	5,979
Gates	13,651	7,023	123	6,505
TOWNS	13,651	7,023	123	6,505
GRAND TOTAL:	<u>44,513</u>	<u>31,738</u>	<u>291</u>	<u>12,484</u>

MEMBER OF ASSEMBLY  
137TH DISTRICT  
DETAIL

LEGISLATIVE DISTRICT OR TOWN	ELECTION DISTRICT	TOTAL VOTES	DAVID F. GANTT	SCATTER	BLANK AND VOID
			DEM		
Leg. Dist. 21	5	225	155	1	69
	11	350	292	1	57
	13	253	181	6	66
	16	176	120	1	55
	18	320	261	0	59
	19	209	166	1	42
	21	296	237	0	59
	22	408	332	2	74
	23	360	278	4	78
	25	328	290	3	35
	27	249	215	2	32
Leg. Dist. 21		3,174	2,527	21	626
Leg. Dist. 22	1	460	381	1	78
	2	183	160	0	23
	3	305	211	0	94
	4	193	150	0	43
	5	237	202	0	35
	6	251	216	0	35
	7	190	155	0	35
	8	292	238	3	51
	9	225	179	0	46
	10	213	192	0	21
	11	325	272	3	50
	12	207	167	0	40
	13	114	96	0	18
	14	256	208	2	46
	15	347	306	1	40
	16	132	113	0	19
	17	133	115	0	18
	18	184	145	0	39
	19	195	158	1	36
	20	314	276	0	38
	21	178	137	0	41
	22	357	295	1	61
	23	188	156	0	32
	24	115	90	3	22
	25	512	363	5	144
	26/25-19	286	194	4	88
	27	311	261	0	50
Leg. Dist. 22		6,703	5,436	24	1,243
Leg. Dist. 23	23	231	154	7	70
Leg. Dist. 23		231	154	7	70

MEMBER OF ASSEMBLY  
137TH DISTRICT  
DETAIL

LEGISLATIVE DISTRICT OR TOWN	ELECTION DISTRICT	TOTAL VOTES	DAVID F. GANTT	SCATTER	BLANK AND VOID
			DEM		
Leg. Dist. 25	1	435	327	10	98
	2	361	315	1	45
	3	410	343	1	66
	4/24	204	144	1	59
	5	350	281	1	68
	6	272	203	4	65
	7	436	379	0	57
	8	360	311	0	49
	9	178	149	0	29
	10	376	300	3	73
	11	185	152	0	33
	13	330	276	1	53
	14	183	141	0	42
	15	272	236	0	36
	16	313	253	0	60
	17	262	218	0	44
	18	423	339	8	76
	20	121	80	1	40
	21/28-19	265	204	2	59
	22	247	190	0	57
	23	209	162	3	44
	25	561	431	5	125
	26/27	184	135	1	48
Leg. Dist. 25		<u>6,937</u>	<u>5,569</u>	<u>42</u>	<u>1,326</u>
Leg. Dist. 27	1	420	328	3	89
	2	432	352	7	73
	3	357	263	2	92
	4	439	347	0	92
	5	448	367	3	78
	6	425	358	2	65
	7	401	303	1	97
	8	679	578	2	99
	9	429	330	4	95
	10	393	294	7	92
	11	486	384	2	100
	12	374	297	8	69
	13	436	379	0	57
	14	324	279	1	44
	15	385	330	2	53
	16	406	336	2	68
	17	494	399	1	94
	18	441	345	1	95
	19	449	382	2	65
	20	291	254	0	37

MEMBER OF ASSEMBLY  
137TH DISTRICT  
DETAIL

LEGISLATIVE DISTRICT OR TOWN	ELECTION DISTRICT	TOTAL VOTES	DAVID F. GANTT	SCATTER	BLANK AND VOID
			DEM		
Leg. Dist. 27	21	216	189	0	27
	22	348	224	3	121
	23	274	233	5	36
	25	181	112	2	67
	26	243	170	0	73
Leg. Dist. 27		9,771	7,833	60	1,878
Leg. Dist. 28	3	234	195	0	39
	12	203	151	2	50
	17	57	40	1	16
Leg. Dist. 28		494	386	3	105
Leg. Dist. 29	2	150	102	0	48
	10	495	411	2	82
	11	334	230	0	104
	12	431	353	3	75
	13	276	235	0	41
	14	132	104	0	28
	15	389	289	2	98
	16	145	121	2	22
	20	515	406	2	107
	24	488	398	0	90
	26	197	161	0	36
Leg. Dist. 29		3,552	2,810	11	731
CITY		30,862	24,715	168	5,979
Gates	1	271	163	1	107
	2	359	196	3	160
	3	385	199	7	179
	4	410	183	2	225
	5	442	226	2	214
	6	432	255	3	174
	7	816	364	9	443
	8	306	132	3	171
	9	469	268	0	201
	10	234	148	6	80
	11	299	169	3	127
	12	282	148	2	132
	13	446	253	4	189
	14	327	171	1	155
	15	647	318	4	325
	16	316	178	3	135
	17	403	224	4	175
	18	455	203	7	245

MEMBER OF ASSEMBLY  
137TH DISTRICT  
DETAIL

<u>LEGISLATIVE DISTRICT OR TOWN</u>	<u>ELECTION DISTRICT</u>	<u>TOTAL VOTES</u>	DAVID F. GANTT <u>DEM</u>	<u>SCATTER</u>	<u>BLANK AND VOID</u>
Gates	19	362	165	1	196
	20	363	168	3	192
	21	350	180	1	169
	22	298	144	5	149
	23	376	197	1	178
	24	676	385	4	287
	25	338	166	4	168
	26	493	242	7	244
	27	526	246	4	276
	28	327	145	2	180
	29	395	211	8	176
	30	256	150	2	104
	31	322	154	2	166
	32	424	220	8	196
	33	205	140	2	63
	34	369	172	3	194
	35	272	140	2	130
Gates		<u>13,651</u>	<u>7,023</u>	<u>123</u>	<u>6,505</u>
TOWNS		<u>13,651</u>	<u>7,023</u>	<u>123</u>	<u>6,505</u>
GRAND TOTAL:		<u><u>44,513</u></u>	<u><u>31,738</u></u>	<u><u>291</u></u>	<u><u>12,484</u></u>



MEMBER OF ASSEMBLY  
138TH DISTRICT  
SUMMARY

LEGISLATIVE DISTRICT OR TOWN	TOTAL VOTES	HARRY B. BRONSON	BOB ZINCK	HARRY B. BRONSON	HARRY B. BRONSON	HARRY B. BRONSON	BOB ZINCK	SCATTER	BLANK AND VOID
		DEM	REP	WOR	IND	WEP	REF		
Leg. Dist. 21	4,358	2,807	678	196	98	72	46	14	447
Leg. Dist. 23	6,282	3,997	1,060	321	168	104	60	15	557
Leg. Dist. 24	6,251	4,067	942	390	159	132	68	9	484
Leg. Dist. 25	669	457	65	53	12	24	8	2	48
Leg. Dist. 28	1,790	1,230	158	66	26	19	10	5	276
Leg. Dist. 29	2,582	1,711	339	63	42	37	15	6	369
CITY	21,932	14,269	3,242	1,089	505	388	207	51	2,181
Chili	15,138	5,733	6,730	395	359	118	192	17	1,594
Henrietta	18,539	8,270	7,335	442	398	200	228	28	1,638
TOWNS	33,677	14,003	14,065	837	757	318	420	45	3,232
GRAND TOTAL:	55,609	28,272	17,307	1,926	1,262	706	627	96	5,413

MEMBER OF ASSEMBLY  
138TH DISTRICT  
DETAIL

LEGISLATIVE DISTRICT OR TOWN	ELECTION DISTRICT	TOTAL VOTES	HARRY B. BRONSON	BOB ZINCK	HARRY B. BRONSON	HARRY B. BRONSON	HARRY B. BRONSON	BOB ZINCK	SCATTER	BLANK AND VOID
			DEM	REP	WOR	IND	WEP	REF		
Leg. Dist. 21										
	1	371	208	61	38	17	10	2	2	33
	2	316	182	71	18	7	5	6	0	27
	3	220	150	32	4	3	5	2	1	23
	4	216	151	17	7	2	1	2	1	35
	6	446	279	55	15	9	12	6	4	66
	9	408	251	83	21	11	9	0	2	31
	10	476	324	81	14	6	5	6	1	39
	12	734	467	136	31	17	7	9	1	66
	14	178	124	25	6	5	1	4	0	13
	15	494	337	67	17	8	6	4	0	55
	17	380	250	37	20	12	10	4	0	47
	26	119	84	13	5	1	1	1	2	12
		4,358	2,807	678	196	98	72	46	14	447
Leg. Dist. 21										
Leg. Dist. 23										
	1	196	129	38	5	4	5	0	0	15
	2	380	244	47	23	14	7	6	3	36
	3	283	176	48	17	9	4	2	0	27
	4	519	332	104	10	11	4	4	0	54
	5	263	162	42	11	12	5	3	1	27
	6	224	146	34	7	10	5	3	0	19
	7	424	262	68	37	15	6	4	2	30
	8	381	237	59	30	8	7	8	1	31
	9	259	175	38	12	5	6	1	0	22
	10	306	186	57	13	11	0	6	2	31
	11	356	244	56	27	10	2	0	0	17
	13	333	210	71	8	3	2	2	1	36
	14	362	238	56	20	8	10	2	0	28
	15	263	169	44	13	8	4	0	1	24
	17	497	286	90	33	14	7	6	1	60
	20	422	273	74	21	9	8	5	1	31
	21	323	207	72	10	4	9	2	0	19
	28	415	275	43	22	13	12	5	2	43
	29	76	46	19	2	0	1	1	0	7
		6,282	3,997	1,060	321	168	104	60	15	557
Leg. Dist. 23										
Leg. Dist. 24										
	1	419	268	59	47	13	9	3	1	19
	2/22	330	240	37	25	9	6	7	0	6
	3/23	320	228	45	18	6	7	4	0	12
	4	465	309	53	27	13	18	4	1	40
	5/24	431	279	74	14	7	6	7	0	44
	6	289	184	44	14	5	7	4	0	31
	7/19	321	208	57	12	7	7	6	0	24
	8	307	195	58	20	6	5	5	1	17

MEMBER OF ASSEMBLY  
138TH DISTRICT  
DETAIL

LEGISLATIVE DISTRICT OR TOWN	ELECTION DISTRICT	TOTAL VOTES	HARRY B. BRONSON	BOB ZINCK	HARRY B. BRONSON	HARRY B. BRONSON	HARRY B. BRONSON	BOB ZINCK	SCATTER	BLANK AND VOID
			DEM	REP	WOR	IND	WEP	REF		
Leg. Dist. 24										
	9	252	150	68	6	9	3	1	0	15
	10	462	311	53	50	14	11	2	1	20
	11/12	282	185	46	8	3	2	1	0	37
	13	408	277	38	31	11	10	4	1	36
	14/21	531	359	59	46	17	9	5	2	34
	15	438	259	67	26	14	9	7	1	55
	16	371	227	64	24	11	6	4	0	35
	17	139	77	42	0	1	0	1	0	18
	18	407	261	69	16	12	14	1	1	33
	20	79	50	9	6	1	3	2	0	8
Leg. Dist. 24		6,251	4,067	942	390	159	132	68	9	484
Leg. Dist. 25										
	12/28	370	249	34	37	7	15	6	1	21
	29/30	299	208	31	16	5	9	2	1	27
Leg. Dist. 25		669	457	65	53	12	24	8	2	48
Leg. Dist. 28										
	8	312	237	17	9	3	2	1	0	43
	10	145	91	15	6	3	5	1	2	22
	11	289	196	23	9	5	3	1	0	52
	13	344	219	40	9	6	6	0	1	63
	14	347	250	35	16	5	2	3	1	35
	15	151	97	16	8	3	0	1	0	26
	22	202	140	12	9	1	1	3	1	35
Leg. Dist. 28		1,790	1,230	158	66	26	19	10	5	276
Leg. Dist. 29										
	1	53	41	3	3	1	1	0	0	4
	3	18	15	2	0	0	0	0	0	1
	4	376	227	72	10	9	9	1	0	48
	5	398	284	39	12	4	5	5	0	49
	6	253	176	39	6	2	5	0	0	25
	7	243	135	45	9	7	3	3	1	40
	9	557	362	64	5	9	6	4	5	102
	19	222	153	22	7	4	0	1	0	35
	25/28	462	318	53	11	6	8	1	0	65
Leg. Dist. 29		2,582	1,711	339	63	42	37	15	6	369
CITY		21,932	14,269	3,242	1,089	505	388	207	51	2,181
Chili										
	1	339	134	147	8	9	5	4	0	32
	2	526	125	295	17	10	4	13	0	62
	3	518	203	218	11	17	9	10	1	49
	4	346	121	166	6	7	3	5	0	38
	5	424	183	180	4	6	1	6	0	44

MEMBER OF ASSEMBLY  
138TH DISTRICT  
DETAIL

LEGISLATIVE DISTRICT OR TOWN	ELECTION DISTRICT	TOTAL VOTES	HARRY B. BRONSON	BOB ZINCK	HARRY B. BRONSON	HARRY B. BRONSON	HARRY B. BRONSON	BOB ZINCK	SCATTER	BLANK AND VOID
			DEM	REP	WOR	IND	WEP	REF		
Chili										
	6	441	162	186	10	12	6	5	1	59
	7	271	130	88	8	6	3	4	0	32
	8	454	148	235	9	12	1	6	0	43
	9	435	173	187	11	12	5	6	0	41
	10	302	93	157	11	9	1	5	1	25
	11	473	171	230	12	12	2	6	0	40
	12	442	188	184	9	9	3	6	1	42
	13	630	212	309	12	15	3	9	0	70
	14	442	139	235	16	7	1	3	0	41
	15	371	141	163	4	17	5	5	1	35
	16	842	299	423	15	18	7	6	0	74
	17	1,024	350	489	19	21	10	10	0	125
	18	487	154	252	10	14	4	5	1	47
	19	413	176	172	11	1	2	3	0	48
	20	598	261	231	27	9	5	2	1	62
	21	301	134	114	6	6	3	4	2	32
	22	512	263	165	15	10	2	9	2	46
	23	349	124	161	10	8	1	4	0	41
	24	933	386	378	19	23	9	11	1	106
	25	386	191	102	25	10	3	6	2	47
	26	582	170	305	13	22	2	14	1	55
	27	416	161	176	14	13	5	3	2	42
	28	362	156	137	12	7	0	4	0	46
	29	285	101	128	10	8	3	5	0	30
	30	309	124	118	14	7	2	6	0	38
	31	430	189	175	12	10	4	2	0	38
	32	495	171	224	15	12	4	5	0	64
Chili		15,138	5,733	6,730	395	359	118	192	17	1,594
Henrietta										
	1	533	217	233	12	12	8	10	0	41
	2	422	160	187	11	6	1	9	0	48
	3	318	183	83	4	2	11	5	0	30
	4	509	294	127	18	9	10	8	0	43
	5	459	187	193	9	6	2	8	0	54
	6	435	162	201	9	15	4	4	1	39
	7	354	151	149	5	13	3	3	0	30
	8	431	167	191	16	14	3	6	1	33
	9	372	190	133	6	4	1	3	0	35
	10	435	158	201	13	7	7	1	0	48
	11	426	231	138	13	5	0	4	1	34
	12	409	140	200	8	16	5	4	1	35
	13	728	366	257	9	12	6	10	1	67
	14	424	186	161	16	11	3	3	1	43

MEMBER OF ASSEMBLY  
138TH DISTRICT  
DETAIL

LEGISLATIVE DISTRICT OR TOWN	ELECTION DISTRICT	TOTAL VOTES	HARRY B. BRONSON	BOB ZINCK	HARRY B. BRONSON	HARRY B. BRONSON	HARRY B. BRONSON	BOB ZINCK	SCATTER	BLANK AND VOID
			DEM	REP	WOR	IND	WEP	REF		
Henrietta	15	558	231	233	19	10	3	10	0	52
	16	302	148	106	12	6	6	3	0	21
	17	486	205	199	17	15	4	4	1	41
	18	524	234	209	14	11	4	2	1	49
	19	396	167	180	10	7	6	5	2	19
	20	740	332	303	15	14	9	9	0	58
	21	348	152	145	11	5	5	1	0	29
	22	639	285	258	17	12	5	8	0	54
	23	471	219	178	9	11	7	8	0	39
	24	573	264	186	21	12	8	7	0	75
	25	394	145	174	8	12	7	6	2	40
	26	854	343	375	19	19	7	10	0	81
	27	729	288	332	7	22	6	10	0	64
	28	508	195	256	7	11	8	6	1	24
	29	1,427	693	504	34	38	16	18	3	121
	30	1,056	534	353	25	18	8	21	1	96
	31	324	173	98	5	4	4	4	0	36
	32	665	331	256	7	15	3	6	0	47
	33	346	135	146	18	7	3	4	1	32
	34	309	143	110	9	6	6	4	1	30
	35	635	261	280	9	11	11	4	9	50
Henrietta		18,539	8,270	7,335	442	398	200	228	28	1,638
TOWNS		33,677	14,003	14,065	837	757	318	420	45	3,232
GRAND TOTAL:		55,609	28,272	17,307	1,926	1,262	706	627	96	5,413

MEMBER OF ASSEMBLY  
139TH DISTRICT  
DETAIL

LEGISLATIVE DISTRICT OR TOWN	ELECTION DISTRICT	TOTAL VOTES	STEPHEN M. HAWLEY	STEPHEN M. HAWLEY	STEPHEN M. HAWLEY	STEPHEN M. HAWLEY	SCATTER	BLANK AND VOID
			REP	CON	IND	REF		
Clarkson	1	640	368	88	44	3	1	136
	2	88	50	10	4	0	1	23
	3	497	288	49	34	6	1	119
	4	716	461	82	49	3	1	120
	5	986	513	129	77	11	2	254
	6	<u>402</u>	<u>230</u>	<u>43</u>	<u>32</u>	<u>3</u>	<u>3</u>	<u>91</u>
Clarkson		3,329	1,910	401	240	26	9	743
Hamlin	1	452	244	53	46	7	3	99
	2	473	289	74	29	3	0	78
	3	482	265	69	36	3	0	109
	4	340	228	45	22	0	1	44
	5	426	258	57	26	8	0	77
	6	371	213	37	31	2	1	87
	7	547	318	71	33	4	3	118
	8	331	195	40	27	3	2	64
	9	283	180	24	19	2	1	57
	10	<u>509</u>	<u>297</u>	<u>59</u>	<u>27</u>	<u>3</u>	<u>1</u>	<u>122</u>
Hamlin		4,214	2,487	529	296	35	12	855
Riga	1	779	455	87	58	7	3	169
	2	592	363	61	36	5	1	126
	3	377	207	43	24	6	0	97
	4	506	311	58	33	2	1	101
	5	491	332	44	28	0	1	86
	6	<u>476</u>	<u>278</u>	<u>73</u>	<u>31</u>	<u>1</u>	<u>1</u>	<u>92</u>
Riga		3,221	1,946	366	210	21	7	671
Sweden	1	509	253	49	46	2	0	159
	2	281	108	23	34	7	2	107
	3	566	233	65	55	7	4	202
	4	580	280	60	54	10	3	173
	5	137	56	11	11	4	0	55
	6	433	204	58	53	7	3	108
	7	481	242	55	42	3	1	138
	8	421	208	65	37	3	1	107
	9	430	204	46	43	2	2	133
	10	672	376	89	45	5	3	154
	11	182	67	25	20	4	3	63
	12	<u>444</u>	<u>229</u>	<u>72</u>	<u>22</u>	<u>6</u>	<u>2</u>	<u>113</u>
Sweden		<u>5,136</u>	<u>2,460</u>	<u>618</u>	<u>462</u>	<u>60</u>	<u>24</u>	<u>1,512</u>
GRAND TOTAL:		<u>15,900</u>	<u>8,803</u>	<u>1,914</u>	<u>1,208</u>	<u>142</u>	<u>52</u>	<u>3,781</u>

COUNTY COURT JUDGE  
SUMMARY

LEGISLATIVE DISTRICT OR TOWN	TOTAL VOTES	MELISSA BARRETT	SAM L. VALLERIANI	SAM L. VALLERIANI	SAM L. VALLERIANI	SAM L. VALLERIANI	MATTHEW D. NAFUS	SAM L. VALLERIANI	SCATTER	BLANK AND VOID
		DEM	REP	CON	WOR	IND	WEP	REF		
Leg. Dist. 07	908	365	341	54	18	25	20	3	0	82
Leg. Dist. 16	8	5	3	0	0	0	0	0	0	0
Leg. Dist. 21	8,979	5,917	1,318	276	210	167	309	29	11	742
Leg. Dist. 22	6,703	5,123	437	79	123	50	99	10	2	780
Leg. Dist. 23	10,208	5,955	2,002	328	252	275	483	51	5	857
Leg. Dist. 24	6,251	3,918	1,014	161	179	123	294	15	6	541
Leg. Dist. 25	7,606	5,741	615	102	174	77	167	17	6	707
Leg. Dist. 26	5,807	2,805	1,695	320	126	148	136	23	2	552
Leg. Dist. 27	9,771	7,507	940	188	182	97	148	20	4	685
Leg. Dist. 28	6,111	3,918	938	184	154	99	116	17	1	684
Leg. Dist. 29	7,655	5,228	1,002	184	161	108	127	34	1	810
CITY	70,007	46,482	10,305	1,876	1,579	1,169	1,899	219	38	6,440
Brighton	18,854	10,242	4,943	716	309	398	905	50	11	1,280
Chili	15,138	4,797	6,954	1,179	308	355	300	64	6	1,175
Clarkson	3,329	810	1,623	369	63	113	66	10	1	274
East Rochester	2,810	1,095	1,030	175	57	82	81	14	1	275
Gates	13,651	4,533	6,172	983	289	377	235	46	5	1,011
Greece	47,830	14,785	21,829	4,037	742	1,378	788	141	13	4,117
Hamlin	4,214	988	2,112	450	61	151	74	11	6	361
Henrietta	18,539	8,077	6,623	1,110	298	401	452	71	5	1,502
Irondequoit	27,252	11,420	9,520	1,619	486	888	627	67	11	2,614
Mendon	5,477	1,964	2,287	461	67	142	146	16	3	391
Ogden	10,601	2,742	5,242	1,057	147	325	204	24	1	859
Parma	8,293	1,862	4,224	911	121	272	143	12	0	748
Penfield	21,647	7,932	9,224	1,504	247	579	484	67	4	1,606

COUNTY COURT JUDGE  
SUMMARY

LEGISLATIVE DISTRICT OR TOWN	TOTAL VOTES	MELISSA BARRETT DEM	SAM L. VALLERIANI REP	SAM L. VALLERIANI CON	SAM L. VALLERIANI WOR	SAM L. VALLERIANI IND	MATTHEW D. NAFUS WEP	SAM L. VALLERIANI REF	SCATTER	BLANK AND VOID
Perinton	28,070	10,855	11,728	1,860	315	736	603	90	8	1,875
Pittsford	16,694	7,265	6,392	887	184	326	453	44	8	1,135
Riga	3,221	758	1,691	338	48	91	65	5	0	225
Rush	2,189	710	940	209	20	62	66	6	0	176
Sweden	5,136	1,659	2,067	549	94	157	126	24	4	456
Webster	24,341	8,186	11,042	1,900	293	558	429	86	4	1,843
Wheatland	2,558	782	1,040	256	27	59	171	7	0	216
TOWNS	279,844	101,462	116,683	20,570	4,176	7,450	6,418	855	91	22,139
GRAND TOTAL:	349,851	147,944	126,988	22,446	5,755	8,619	8,317	1,074	129	28,579



COUNTY COURT JUDGE  
DETAIL

LEGISLATIVE DISTRICT OR TOWN	ELECTION DISTRICT	TOTAL VOTES	MELISSA BARRETT DEM	SAM L. VALLERIANI REP	SAM L. VALLERIANI CON	SAM L. VALLERIANI WOR	SAM L. VALLERIANI IND	MATTHEW D. NAFUS WEP	SAM L. VALLERIANI REF	SCATTER	BLANK AND VOID
Leg. Dist. 07	1	540	193	229	34	9	18	12	3	0	42
	2	368	172	112	20	9	7	8	0	0	40
Leg. Dist. 07		908	365	341	54	18	25	20	3	0	82
Leg. Dist. 16	1	8	5	3	0	0	0	0	0	0	0
Leg. Dist. 16		8	5	3	0	0	0	0	0	0	0
Leg. Dist. 21	1	371	199	71	11	14	12	23	1	1	39
	2	316	186	69	16	2	7	20	2	0	14
	3	220	143	37	15	5	4	2	0	0	14
	4	216	152	23	4	4	4	4	0	1	24
	5	225	141	29	13	13	2	10	0	0	17
	6	446	259	68	4	3	9	30	0	3	70
	7	554	352	111	26	15	7	14	0	0	29
	8	183	133	24	1	4	1	7	1	0	12
	9	408	234	82	12	7	10	29	0	1	33
	10	476	293	96	17	8	4	16	0	0	42
	11	350	271	32	7	10	4	3	0	0	23
	12	734	428	145	29	18	16	22	4	1	71
	13	253	172	23	4	8	4	16	3	1	22
	14	178	124	25	4	5	7	3	2	0	8
	15	494	339	65	21	11	7	12	1	0	38
	16	176	115	24	9	2	7	1	0	0	18
	17	380	271	40	8	8	9	6	0	0	38
	18	320	234	32	8	6	3	6	1	0	30
	19	209	151	21	2	6	4	5	3	1	16
	20	209	126	37	6	6	7	13	1	0	13

COUNTY COURT JUDGE  
DETAIL

LEGISLATIVE DISTRICT OR TOWN	ELECTION DISTRICT	TOTAL VOTES	MELISSA BARRETT DEM	SAM L. VALLERIANI REP	SAM L. VALLERIANI CON	SAM L. VALLERIANI WOR	SAM L. VALLERIANI IND	MATTHEW D. NAFUS WEP	SAM L. VALLERIANI REF	SCATTER	BLANK AND VOID
Leg. Dist. 21											
	21	296	223	29	10	5	6	6	0	0	17
	22	408	316	29	7	7	4	14	2	0	29
	23	360	250	44	12	13	9	10	2	0	20
	24	501	274	112	18	15	9	26	2	0	45
	25	328	257	20	5	8	5	4	1	0	28
	26	119	88	13	4	1	1	1	0	1	10
	27	249	186	17	3	6	5	6	3	1	22
Leg. Dist. 21		8,979	5,917	1,318	276	210	167	309	29	11	742
Leg. Dist. 22											
	1	460	368	27	2	11	2	7	0	1	42
	2	183	146	5	1	6	2	1	0	0	22
	3	305	200	21	5	3	3	2	2	0	69
	4	193	136	11	1	4	0	3	0	0	38
	5	237	193	11	1	1	0	4	0	0	27
	6	251	210	7	0	4	2	1	0	0	27
	7	190	144	9	2	6	0	6	0	0	23
	8	292	225	21	5	8	2	4	2	0	25
	9	225	169	17	3	3	3	2	0	0	28
	10	213	184	8	3	1	0	1	0	0	16
	11	325	256	17	8	2	3	4	1	0	34
	12	207	157	8	1	4	3	2	1	0	31
	13	114	86	4	0	4	0	0	0	0	20
	14	256	190	27	5	7	1	1	0	0	25
	15	347	286	18	3	6	4	4	2	0	24
	16	132	105	7	2	1	1	1	0	0	15
	17	133	106	6	1	4	1	0	0	0	15
	18	184	139	6	1	3	3	2	0	0	30

COUNTY COURT JUDGE  
DETAIL

LEGISLATIVE DISTRICT OR TOWN	ELECTION DISTRICT	TOTAL VOTES	MELISSA BARRETT DEM	SAM L. VALLERIANI REP	SAM L. VALLERIANI CON	SAM L. VALLERIANI WOR	SAM L. VALLERIANI IND	MATTHEW D. NAFUS WEP	SAM L. VALLERIANI REF	SCATTER	BLANK AND VOID
Leg. Dist. 22											
	19	195	152	10	2	3	3	1	1	0	23
	20	314	256	16	5	5	2	2	0	0	28
	21	178	126	16	0	2	1	2	0	0	31
	22	357	282	24	3	7	0	5	0	0	36
	23	188	148	10	1	2	1	0	0	0	26
	24	115	89	12	1	1	1	2	0	0	9
	25	512	342	66	11	10	6	18	1	0	58
	26/25-19	286	185	41	8	5	4	15	0	1	27
	27	311	243	12	4	10	2	9	0	0	31
Leg. Dist. 22		6,703	5,123	437	79	123	50	99	10	2	780
Leg. Dist. 23											
	1	196	123	40	2	3	8	4	0	0	16
	2	380	230	59	14	12	13	17	2	0	33
	3	283	163	51	4	10	7	14	3	0	31
	4	519	304	107	11	9	12	24	2	0	50
	5	263	152	48	5	10	8	13	1	1	25
	6	224	145	34	5	1	5	12	1	0	21
	7	424	249	69	11	19	10	26	2	0	38
	8	381	220	67	13	14	8	27	5	0	27
	9	259	169	36	8	9	5	18	0	0	14
	10	306	170	61	11	7	7	16	1	1	32
	11	356	236	61	8	14	3	14	0	1	19
	12	416	241	97	13	8	7	24	1	0	25
	13	333	182	80	4	8	5	16	1	0	37
	14	362	230	56	4	14	9	16	1	0	32
	15	263	155	57	6	6	4	17	0	0	18
	16	182	105	34	6	2	5	13	1	0	16

COUNTY COURT JUDGE  
DETAIL

LEGISLATIVE DISTRICT OR TOWN	ELECTION DISTRICT	TOTAL VOTES	MELISSA BARRETT	SAM L. VALLERIANI	SAM L. VALLERIANI	SAM L. VALLERIANI	SAM L. VALLERIANI	MATTHEW D. NAFUS	SAM L. VALLERIANI	SCATTER	BLANK AND VOID
			DEM	REP	CON	WOR	IND	WEP	REF		
Leg. Dist. 23											
	17	497	283	101	21	16	14	8	1	1	52
	18	689	370	166	29	14	26	21	4	0	59
	19	402	195	115	20	13	22	10	1	0	26
	20	422	259	63	16	11	14	21	2	0	36
	21	323	192	78	11	4	6	19	0	0	13
	22	312	185	63	5	6	4	21	2	0	26
	23	231	160	22	9	7	4	10	4	1	14
	24	358	193	78	16	5	10	15	2	0	39
	25	491	278	108	17	8	10	21	6	0	43
	26	578	329	124	26	9	20	22	3	0	45
	27	267	132	55	19	6	17	12	1	0	25
	28	415	266	50	12	6	12	29	3	0	37
	29	76	39	22	2	1	0	3	1	0	8
		<u>10,208</u>	<u>5,955</u>	<u>2,002</u>	<u>328</u>	<u>252</u>	<u>275</u>	<u>483</u>	<u>51</u>	<u>5</u>	<u>857</u>
Leg. Dist. 23											
Leg. Dist. 24											
	1	419	291	45	12	19	6	23	0	1	22
	2/22	330	229	41	6	13	10	19	0	0	12
	3/23	320	209	47	7	10	3	19	1	0	24
	4	465	299	58	8	10	13	25	3	0	49
	5/24	431	253	88	14	6	6	20	1	1	42
	6	289	184	46	8	7	6	11	1	0	26
	7/19	321	189	64	8	7	4	14	1	1	33
	8	307	171	64	13	13	5	17	2	0	22
	9	252	139	66	13	7	2	14	0	0	11
	10	462	296	60	8	25	9	29	0	0	35
	11/12	282	196	43	4	2	3	3	0	0	31
	13	408	274	43	9	9	8	31	0	0	34

COUNTY COURT JUDGE  
DETAIL

LEGISLATIVE DISTRICT OR TOWN	ELECTION DISTRICT	TOTAL VOTES	MELISSA BARRETT DEM	SAM L. VALLERIANI REP	SAM L. VALLERIANI CON	SAM L. VALLERIANI WOR	SAM L. VALLERIANI IND	MATTHEW D. NAFUS WEP	SAM L. VALLERIANI REF	SCATTER	BLANK AND VOID
Leg. Dist. 24											
	14/21	531	342	77	9	21	13	20	3	2	44
	15	438	245	79	16	13	10	12	2	1	60
	16	371	221	70	11	7	10	16	0	0	36
	17	139	75	42	2	1	0	2	0	0	17
	18	407	255	69	12	5	12	18	0	0	36
	20	79	50	12	1	4	3	1	1	0	7
Leg. Dist. 24		6,251	3,918	1,014	161	179	123	294	15	6	541
Leg. Dist. 25											
	1	435	295	72	5	10	8	14	0	0	31
	2	361	299	15	3	9	0	8	1	1	25
	3	410	320	29	6	10	4	4	0	2	35
	4/24	204	135	23	2	5	0	7	0	0	32
	5	350	287	13	0	6	3	5	1	0	35
	6	272	184	30	10	13	4	11	1	1	18
	7	436	354	15	1	8	2	3	1	0	52
	8	360	315	15	3	3	1	3	1	0	19
	9	178	146	6	0	1	2	4	1	0	18
	10	376	299	25	6	4	4	9	1	0	28
	11	185	153	5	2	4	1	2	0	0	18
	12/28	370	270	29	6	20	8	12	3	0	22
	13	330	261	10	2	11	1	0	0	0	45
	14	183	120	24	4	4	6	11	0	0	14
	15	272	239	13	3	2	0	0	0	0	15
	16	313	224	30	3	7	3	7	0	0	39
	17	262	211	6	1	4	1	3	2	0	34
	18	423	327	33	4	8	2	5	0	2	42
	20	121	68	23	6	4	3	9	0	0	8

COUNTY COURT JUDGE  
DETAIL

LEGISLATIVE DISTRICT OR TOWN	ELECTION DISTRICT	TOTAL VOTES	MELISSA BARRETT DEM	SAM L. VALLERIANI REP	SAM L. VALLERIANI CON	SAM L. VALLERIANI WOR	SAM L. VALLERIANI IND	MATTHEW D. NAFUS WEP	SAM L. VALLERIANI REF	SCATTER	BLANK AND VOID
Leg. Dist. 25											
	21/28-19	265	192	30	10	5	2	5	0	0	21
	22	247	185	24	5	7	3	7	1	0	15
	23	209	144	14	0	2	2	6	2	0	39
	25	561	391	73	13	10	8	10	1	0	55
	26/27	184	118	17	3	9	3	12	1	0	21
	29/30	299	204	41	4	8	6	10	0	0	26
Leg. Dist. 25		7,606	5,741	615	102	174	77	167	17	6	707
Leg. Dist. 26											
	1	580	250	211	40	8	14	12	1	0	44
	2	255	115	83	19	5	6	8	1	0	18
	3	175	84	55	6	1	4	4	1	0	20
	4	313	128	113	16	9	9	12	2	0	24
	5	329	181	75	15	9	5	11	1	0	32
	6	289	185	51	13	8	4	5	1	0	22
	7	381	223	89	12	6	9	2	2	0	38
	8	354	219	57	13	10	9	5	2	0	39
	9	380	196	82	22	14	12	13	0	1	40
	10	395	234	86	20	8	6	4	2	0	35
	11	318	127	109	14	8	10	9	2	0	39
	12	342	110	139	26	11	12	6	0	0	38
	13	363	143	136	30	6	8	6	1	0	33
	14	383	157	125	37	9	13	5	3	0	34
	15	341	211	62	12	6	9	12	0	0	29
	16	324	130	118	16	5	10	10	2	0	33
	17	285	112	104	9	3	8	12	2	1	34
Leg. Dist. 26		5,807	2,805	1,695	320	126	148	136	23	2	552

COUNTY COURT JUDGE  
DETAIL

LEGISLATIVE DISTRICT OR TOWN	ELECTION DISTRICT	TOTAL VOTES	MELISSA BARRETT	SAM L. VALLERIANI	SAM L. VALLERIANI	SAM L. VALLERIANI	SAM L. VALLERIANI	MATTHEW D. NAFUS	SAM L. VALLERIANI	SCATTER	BLANK AND VOID
			DEM	REP	CON	WOR	IND	WEP	REF		
Leg. Dist. 27	1	420	304	58	17	7	6	6	0	0	22
	2	432	334	46	15	7	4	6	2	0	18
	3	357	239	58	10	6	5	8	2	0	29
	4	439	335	48	9	11	4	10	1	1	20
	5	448	361	20	5	10	4	8	0	0	40
	6	425	347	29	7	4	3	5	2	0	28
	7	401	303	48	5	10	2	7	1	0	25
	8	679	539	37	1	11	4	9	0	0	78
	9	429	355	30	4	8	1	1	0	0	30
	10	393	289	61	11	5	5	9	1	0	12
	11	486	375	46	9	9	2	6	0	0	39
	12	374	291	27	9	8	3	11	4	0	21
	13	436	377	19	2	9	2	2	1	1	23
	14	324	272	20	1	4	1	4	0	0	22
	15	385	328	16	4	7	1	6	1	0	22
	16	406	331	19	12	6	4	4	0	0	30
	17	494	375	47	4	13	5	7	2	0	41
	18	441	262	101	12	11	14	9	0	0	32
	19	449	374	21	11	9	2	7	0	0	25
	20	291	255	8	1	4	1	2	0	0	20
	21	216	187	13	5	2	0	2	0	0	7
	22	348	199	72	7	8	10	7	2	1	42
	23	274	225	12	4	5	2	5	0	0	21
	25	181	105	35	10	3	3	5	1	1	18
	26	243	145	49	13	5	9	2	0	0	20
Leg. Dist. 27		9,771	7,507	940	188	182	97	148	20	4	685

COUNTY COURT JUDGE  
DETAIL

LEGISLATIVE DISTRICT OR TOWN	ELECTION DISTRICT	TOTAL VOTES	MELISSA BARRETT	SAM L. VALLERIANI	SAM L. VALLERIANI	SAM L. VALLERIANI	SAM L. VALLERIANI	MATTHEW D. NAFUS	SAM L. VALLERIANI	SCATTER	BLANK AND VOID
			DEM	REP	CON	WOR	IND	WEP	REF		
Leg. Dist. 28											
	1	355	235	38	13	12	4	6	1	0	46
	2	232	154	29	13	3	6	4	0	0	23
	3	234	172	27	4	2	3	1	0	0	25
	4	220	121	48	5	2	3	5	0	0	36
	5	205	112	58	9	4	5	1	0	1	15
	6	444	281	85	14	7	5	12	3	0	37
	7	559	327	111	12	15	8	12	2	0	72
	8	312	238	24	5	9	1	0	1	0	34
	9	352	214	67	17	7	10	11	1	0	25
	10	145	95	23	3	2	3	1	2	0	16
	11	289	184	36	4	10	6	6	1	0	42
	12	203	141	24	5	1	3	3	1	0	25
	13	344	213	40	9	10	10	6	0	0	56
	14	347	239	46	9	13	4	4	0	0	32
	15	151	100	19	2	2	2	1	1	0	24
	16	289	175	53	9	7	8	3	1	0	33
	17	57	29	13	5	2	1	2	0	0	5
	18	314	203	46	11	10	1	13	1	0	29
	20	453	254	88	17	18	10	11	0	0	55
	21	404	278	50	13	15	5	12	2	0	29
	22	202	153	13	5	3	1	2	0	0	25
Leg. Dist. 28		6,111	3,918	938	184	154	99	116	17	1	684
Leg. Dist. 29											
	1	53	43	2	0	1	1	2	0	0	4
	2	150	101	15	2	6	0	2	0	0	24
	3	18	16	0	0	1	0	0	1	0	0
	4	376	230	72	9	10	8	10	1	0	36



COUNTY COURT JUDGE  
DETAIL

LEGISLATIVE DISTRICT OR TOWN	ELECTION DISTRICT	TOTAL VOTES	MELISSA BARRETT DEM	SAM L. VALLERIANI REP	SAM L. VALLERIANI CON	SAM L. VALLERIANI WOR	SAM L. VALLERIANI IND	MATTHEW D. NAFUS WEP	SAM L. VALLERIANI REF	SCATTER	BLANK AND VOID
Leg. Dist. 29											
	5	398	268	58	9	11	2	9	2	0	39
	6	253	173	45	6	3	0	5	0	0	21
	7	243	134	59	12	4	4	6	2	0	22
	8	104	68	15	1	1	3	2	3	0	11
	9	557	353	79	12	9	10	4	4	0	86
	10	495	361	56	13	9	5	7	4	0	40
	11	334	195	67	9	5	11	9	1	0	37
	12	431	326	43	11	6	7	10	3	0	25
	13	276	231	7	1	5	2	1	1	0	28
	14	132	89	15	2	10	1	5	0	0	10
	15	389	291	24	3	4	1	3	0	1	62
	16	145	120	9	0	2	2	1	1	0	10
	17	233	125	48	13	6	4	6	1	0	30
	18	317	170	80	15	10	9	9	2	0	22
	19	222	156	25	6	3	4	3	1	0	24
	20	515	386	39	5	10	6	4	1	0	64
	21	395	259	62	15	15	10	4	4	0	26
	22	170	134	10	2	1	0	1	0	0	22
	23	302	178	37	14	5	1	7	0	0	60
	24	488	351	52	11	14	5	11	1	0	43
	25/28	462	325	66	13	3	7	5	0	0	43
	26	197	145	17	0	7	5	1	1	0	21
Leg. Dist. 29		<u>7,655</u>	<u>5,228</u>	<u>1,002</u>	<u>184</u>	<u>161</u>	<u>108</u>	<u>127</u>	<u>34</u>	<u>1</u>	<u>810</u>
CITY		70,007	46,482	10,305	1,876	1,579	1,169	1,899	219	38	6,440
Brighton											
	1	507	305	100	19	8	11	37	1	0	26
	2	324	143	111	22	6	7	13	1	0	21

COUNTY COURT JUDGE  
DETAIL

LEGISLATIVE DISTRICT OR TOWN	ELECTION DISTRICT	TOTAL VOTES	MELISSA BARRETT DEM	SAM L. VALLERIANI REP	SAM L. VALLERIANI CON	SAM L. VALLERIANI WOR	SAM L. VALLERIANI IND	MATTHEW D. NAFUS WEP	SAM L. VALLERIANI REF	SCATTER	BLANK AND VOID
Brighton											
	3	431	193	134	21	3	14	16	1	0	49
	4	431	238	104	9	9	11	36	2	1	21
	5	436	249	80	10	3	14	55	2	0	23
	6	593	320	159	26	6	12	35	2	0	33
	7	389	201	114	12	12	7	13	2	0	28
	8	450	194	196	10	6	11	13	1	0	19
	9	401	226	87	16	3	7	26	3	0	33
	10	484	296	116	18	4	4	21	0	0	25
	11	520	269	145	24	8	13	17	0	0	44
	12	546	319	125	19	8	10	29	1	1	34
	13	293	157	88	10	5	5	11	1	0	16
	14	366	225	68	7	11	12	14	1	0	28
	15	373	190	95	23	8	10	13	1	0	33
	16	293	106	148	15	0	4	1	0	0	19
	17	258	156	56	4	2	3	3	1	0	33
	18	419	237	107	10	9	10	20	1	0	25
	19	277	158	61	18	4	6	19	1	0	10
	20	353	200	83	12	10	4	9	1	1	33
	21	385	218	84	14	5	6	23	1	0	34
	22	443	222	143	18	5	2	19	1	0	33
	23	330	202	64	11	6	3	16	0	1	27
	24	476	230	149	28	6	11	14	1	1	36
	25	334	204	61	11	9	6	23	1	0	19
	26	345	168	115	18	5	6	11	2	0	20
	27	325	178	81	11	8	9	16	1	0	21
	28	567	293	169	18	11	8	37	1	0	30
	29	344	162	127	19	3	10	7	1	0	15
	30	787	477	187	19	12	15	20	1	2	54

COUNTY COURT JUDGE  
DETAIL

LEGISLATIVE DISTRICT OR TOWN	ELECTION DISTRICT	TOTAL VOTES	MELISSA BARRETT DEM	SAM L. VALLERIANI REP	SAM L. VALLERIANI CON	SAM L. VALLERIANI WOR	SAM L. VALLERIANI IND	MATTHEW D. NAFUS WEP	SAM L. VALLERIANI REF	SCATTER	BLANK AND VOID
Brighton	31	369	213	76	8	3	10	27	0	0	32
	32	467	260	115	15	10	11	33	0	0	23
	33	464	263	128	14	3	8	25	0	0	23
	34	429	217	114	28	7	16	22	1	0	24
	35	386	238	72	19	13	5	8	0	0	31
	36	407	198	99	15	7	12	30	2	1	43
	37	327	197	68	6	7	15	14	1	1	18
	38	466	257	130	16	4	6	23	0	1	29
	39	355	176	105	22	7	5	12	3	0	25
	40	701	405	152	25	9	21	41	4	0	44
	41	625	348	153	23	19	13	31	1	0	37
	42	143	74	35	8	5	3	15	0	0	3
	43	475	255	126	20	10	8	16	1	0	39
	44	175	90	50	4	7	4	3	2	1	14
	45	332	170	95	15	3	7	16	2	0	24
	46	253	145	68	6	0	3	2	0	0	29
Brighton Chili		18,854	10,242	4,943	716	309	398	905	50	11	1,280
	1	339	112	149	28	4	12	10	1	0	23
	2	526	132	259	38	13	15	21	5	0	43
	3	518	188	204	35	9	10	21	4	0	47
	4	346	98	169	31	8	6	6	2	0	26
	5	424	145	187	35	5	8	10	1	0	33
	6	441	134	203	45	8	6	6	0	0	39
	7	271	108	103	16	4	5	2	2	0	31
	8	454	115	249	41	7	5	8	3	0	26
	9	435	128	214	28	10	13	10	2	0	30

COUNTY COURT JUDGE  
DETAIL

LEGISLATIVE DISTRICT OR TOWN	ELECTION DISTRICT	TOTAL VOTES	MELISSA BARRETT DEM	SAM L. VALLERIANI REP	SAM L. VALLERIANI CON	SAM L. VALLERIANI WOR	SAM L. VALLERIANI IND	MATTHEW D. NAFUS WEP	SAM L. VALLERIANI REF	SCATTER	BLANK AND VOID
Chili	10	302	84	132	43	9	8	5	1	1	19
	11	473	159	220	33	8	11	11	3	0	28
	12	442	139	215	33	9	7	7	2	1	29
	13	630	155	333	50	13	15	13	5	0	46
	14	442	122	219	39	14	6	6	1	0	35
	15	371	109	175	37	4	14	9	1	0	22
	16	842	230	428	77	13	22	9	2	0	61
	17	1,024	272	533	69	20	19	12	4	0	95
	18	487	146	243	31	8	17	8	1	0	33
	19	413	154	178	20	3	7	8	2	0	41
	20	598	214	249	48	13	13	14	1	0	46
	21	301	101	142	16	5	8	3	2	1	23
	22	512	232	184	34	11	11	8	0	2	30
	23	349	99	174	27	7	7	8	1	0	26
	24	933	336	390	69	15	26	13	3	0	81
	25	386	178	116	25	14	11	10	2	0	30
	26	582	142	292	52	9	23	13	6	0	45
	27	416	131	178	37	16	14	11	0	1	28
	28	362	133	135	31	8	5	6	1	0	43
	29	285	87	134	29	6	6	4	2	0	17
	30	309	107	122	24	17	8	6	2	0	23
	31	430	152	198	21	7	8	10	0	0	34
	32	495	155	227	37	11	9	12	2	0	42
Chili		15,138	4,797	6,954	1,179	308	355	300	64	6	1,175
Clarkson	1	640	129	339	76	10	29	10	1	0	46
	2	88	19	44	9	2	1	3	0	0	10

COUNTY COURT JUDGE  
DETAIL

LEGISLATIVE DISTRICT OR TOWN	ELECTION DISTRICT	TOTAL VOTES	MELISSA BARRETT	SAM L. VALLERIANI	SAM L. VALLERIANI	SAM L. VALLERIANI	SAM L. VALLERIANI	MATTHEW D. NAFUS	SAM L. VALLERIANI	SCATTER	BLANK AND VOID
			DEM	REP	CON	WOR	IND	WEP	REF		
Clarkson											
	3	497	141	249	43	13	6	9	1	0	35
	4	716	153	378	82	13	26	15	2	0	47
	5	986	266	416	121	18	35	21	5	1	103
	6	402	102	197	38	7	16	8	1	0	33
Clarkson		3,329	810	1,623	369	63	113	66	10	1	274
East Rochester											
	1	488	202	178	21	5	13	12	3	0	54
	2	402	150	151	29	11	7	10	0	0	44
	3	369	129	154	26	3	10	11	4	0	32
	4	369	140	140	12	11	12	12	0	0	42
	5	363	140	117	32	13	18	13	1	0	29
	6	435	173	160	28	3	11	12	5	0	43
	7	384	161	130	27	11	11	11	1	1	31
East Rochester		2,810	1,095	1,030	175	57	82	81	14	1	275
Gates											
	1	271	105	98	22	13	10	11	0	0	12
	2	359	125	156	29	10	8	2	1	0	28
	3	385	123	178	30	10	17	8	1	1	17
	4	410	122	179	39	8	7	9	3	0	43
	5	442	156	196	34	9	10	9	0	0	28
	6	432	188	162	27	6	9	4	3	0	33
	7	816	212	435	53	16	27	16	2	0	55
	8	306	89	157	23	5	6	9	0	1	16
	9	469	187	197	22	6	12	4	2	0	39
	10	234	97	90	23	3	5	2	1	1	12
	11	299	112	119	24	7	7	9	2	0	19
	12	282	112	101	15	5	4	9	1	0	35

COUNTY COURT JUDGE  
DETAIL

LEGISLATIVE DISTRICT OR TOWN	ELECTION DISTRICT	TOTAL VOTES	MELISSA BARRETT DEM	SAM L. VALLERIANI REP	SAM L. VALLERIANI CON	SAM L. VALLERIANI WOR	SAM L. VALLERIANI IND	MATTHEW D. NAFUS WEP	SAM L. VALLERIANI REF	SCATTER	BLANK AND VOID
Gates	13	446	138	194	36	19	14	11	1	0	33
	14	327	95	152	29	7	13	4	1	0	26
	15	647	232	291	32	18	18	8	1	1	46
	16	316	128	136	16	8	6	8	0	0	14
	17	403	157	155	23	10	9	5	2	0	42
	18	455	123	241	39	6	5	1	1	0	39
	19	362	103	178	29	7	11	6	0	0	28
	20	363	111	170	30	6	20	8	1	0	17
	21	350	103	184	16	11	10	4	0	0	22
	22	298	104	128	27	2	12	7	0	0	18
	23	376	115	186	32	9	8	7	3	0	16
	24	676	228	295	49	15	18	13	4	0	54
	25	338	115	139	25	8	10	6	3	0	32
	26	493	135	245	48	13	16	3	3	0	30
	27	526	183	234	31	7	14	5	3	0	49
	28	327	100	160	18	4	9	8	0	0	28
	29	395	142	153	29	7	14	12	3	0	35
	30	256	83	120	19	4	4	3	0	0	23
	31	322	93	160	24	9	7	5	0	1	23
	32	424	130	193	37	7	13	5	1	0	38
	33	205	96	80	7	4	2	4	1	0	11
	34	369	119	172	26	5	7	7	2	0	31
	35	272	72	138	20	5	15	3	0	0	19
Gates		13,651	4,533	6,172	983	289	377	235	46	5	1,011
Greece	1	362	116	159	36	6	5	10	3	0	27
	2	460	100	228	53	5	22	7	1	0	44

COUNTY COURT JUDGE  
DETAIL

LEGISLATIVE DISTRICT OR TOWN	ELECTION DISTRICT	TOTAL VOTES	MELISSA BARRETT DEM	SAM L. VALLERIANI REP	SAM L. VALLERIANI CON	SAM L. VALLERIANI WOR	SAM L. VALLERIANI IND	MATTHEW D. NAFUS WEP	SAM L. VALLERIANI REF	SCATTER	BLANK AND VOID
Greece											
	3	344	99	179	20	3	7	8	2	0	26
	4	333	105	159	29	1	10	4	0	1	24
	5	297	115	117	18	5	11	1	1	0	29
	6	325	115	124	19	11	16	11	0	0	29
	7	436	162	162	31	5	10	6	2	0	58
	8	394	135	146	33	7	14	4	1	1	53
	9	404	155	136	34	17	13	9	1	0	39
	10	361	132	142	26	9	14	8	3	0	27
	11	200	64	95	7	2	4	3	1	0	24
	12	266	102	102	21	6	6	5	1	0	23
	13	332	115	127	27	4	13	11	0	0	35
	14	287	103	121	27	5	8	3	2	0	18
	15	354	111	166	37	3	14	3	1	1	18
	16	278	80	127	24	10	12	2	0	0	23
	17	526	134	295	38	7	12	7	0	1	32
	18	457	143	225	35	6	13	7	2	0	26
	19	342	107	153	20	13	6	10	0	0	33
	20	385	135	143	42	8	18	5	1	0	33
	21	358	111	141	43	10	19	5	0	0	29
	22	323	119	139	23	4	5	10	0	0	23
	23	570	202	243	35	6	17	9	3	0	55
	24	553	127	299	44	3	25	10	0	0	45
	25	383	139	144	33	11	17	7	1	0	31
	26	290	102	115	24	4	13	5	0	0	27
	27	669	220	280	53	11	16	9	1	0	79
	28	524	147	246	41	7	15	12	2	0	54
	29	407	150	175	32	9	13	5	0	0	23
	30	294	95	109	24	7	13	7	0	0	39

COUNTY COURT JUDGE  
DETAIL

LEGISLATIVE DISTRICT OR TOWN	ELECTION DISTRICT	TOTAL VOTES	MELISSA BARRETT DEM	SAM L. VALLERIANI REP	SAM L. VALLERIANI CON	SAM L. VALLERIANI WOR	SAM L. VALLERIANI IND	MATTHEW D. NAFUS WEP	SAM L. VALLERIANI REF	SCATTER	BLANK AND VOID
Greece											
	31	325	116	136	24	6	3	11	1	0	28
	32	405	168	137	31	11	10	7	5	0	36
	33	520	132	257	62	2	16	3	0	0	48
	34	430	121	188	48	6	13	7	0	0	47
	35	391	114	169	42	6	11	4	2	0	43
	36	573	184	265	45	7	3	4	5	0	60
	37	279	79	119	37	8	8	6	0	0	22
	38	594	200	262	47	12	16	9	1	0	47
	39	286	94	135	30	3	6	3	0	0	15
	40	361	117	144	25	4	17	4	2	0	48
	41	464	150	198	42	4	14	12	3	0	41
	42	375	153	133	31	5	15	5	0	0	33
	43	435	109	212	55	7	11	9	0	0	32
	44	580	155	281	42	12	15	16	1	0	58
	45	689	162	372	55	9	22	12	1	0	56
	46	304	120	104	27	9	7	1	3	0	33
	47	410	135	170	41	12	17	8	2	0	25
	48	302	74	145	26	1	10	5	0	0	41
	49	293	84	150	19	6	9	4	1	0	20
	50	387	129	170	43	2	9	1	0	0	33
	51	264	82	129	15	2	9	5	0	0	22
	52	532	158	247	51	9	15	20	3	0	29
	53	443	221	145	22	7	10	3	0	0	35
	54	487	115	232	49	6	16	11	2	0	56
	55	314	88	152	39	1	5	4	2	0	23
	56	489	155	211	45	6	17	10	3	0	42
	57	420	113	215	34	4	13	6	0	0	35
	58	530	170	237	44	9	14	8	0	0	48



COUNTY COURT JUDGE  
DETAIL

LEGISLATIVE DISTRICT OR TOWN	ELECTION DISTRICT	TOTAL VOTES	MELISSA BARRETT DEM	SAM L. VALLERIANI REP	SAM L. VALLERIANI CON	SAM L. VALLERIANI WOR	SAM L. VALLERIANI IND	MATTHEW D. NAFUS WEP	SAM L. VALLERIANI REF	SCATTER	BLANK AND VOID
Greece											
	59	364	200	71	22	11	9	4	1	0	46
	60	367	126	158	29	6	12	6	2	0	28
	61	436	157	183	27	10	5	7	4	0	43
	62	540	181	232	51	5	14	10	2	0	45
	63	476	178	186	39	10	12	14	2	0	35
	64	346	101	171	25	7	8	6	0	1	27
	65	385	137	173	16	7	4	1	0	0	47
	66	234	72	110	21	3	5	5	0	0	18
	67	373	98	188	37	11	9	4	0	0	26
	68	491	137	229	47	3	16	8	1	0	50
	69	276	77	130	33	1	8	8	0	0	19
	70	1,122	263	627	81	10	34	19	2	1	85
	71	517	144	246	48	11	16	4	0	0	48
	72	599	177	277	58	4	7	11	1	0	64
	73	266	99	110	25	7	6	7	1	0	11
	74	438	181	150	24	11	19	9	2	0	42
	75	353	113	169	26	3	6	5	2	1	28
	76	326	62	191	29	5	10	5	2	0	22
	77	480	167	209	24	12	6	14	2	0	46
	78	310	85	149	25	10	8	6	3	0	24
	79	788	219	384	74	6	25	15	4	0	61
	80	548	121	301	55	8	7	7	2	0	47
	81	268	84	135	18	2	6	5	0	0	18
	82	514	220	163	39	14	18	16	0	0	44
	83	278	124	106	15	7	5	2	0	0	19
	84	501	168	221	45	5	20	9	1	0	32
	85	526	154	249	59	5	16	6	0	1	36
	86	516	130	281	44	4	9	5	5	1	37

COUNTY COURT JUDGE  
DETAIL

LEGISLATIVE DISTRICT OR TOWN	ELECTION DISTRICT	TOTAL VOTES	MELISSA BARRETT	SAM L. VALLERIANI	SAM L. VALLERIANI	SAM L. VALLERIANI	SAM L. VALLERIANI	MATTHEW D. NAFUS	SAM L. VALLERIANI	SCATTER	BLANK AND VOID
			DEM	REP	CON	WOR	IND	WEP	REF		
Greece											
	87	379	121	169	35	4	14	4	1	0	31
	88	423	131	186	40	4	15	4	2	0	41
	89	349	107	156	26	5	12	0	3	0	40
	90	535	93	298	59	5	17	8	4	1	50
	91	735	196	373	67	7	23	9	2	0	58
	92	686	234	288	65	5	16	8	1	1	68
	93	591	219	240	37	10	18	15	1	0	51
	94	484	137	232	42	12	17	13	1	0	30
	95	324	132	133	12	6	7	9	1	0	24
	96	538	192	217	52	8	24	7	3	1	34
	97	743	198	391	68	7	17	9	1	0	52
	98	762	232	356	48	15	24	7	5	0	75
	99	485	107	255	50	8	13	5	1	0	46
	100	652	182	322	49	13	22	9	2	0	53
	101	283	73	146	30	4	6	4	1	0	19
	102	673	180	334	56	15	15	11	1	0	61
	103	503	147	257	43	4	12	9	0	0	31
	104	357	108	162	35	2	18	2	1	0	29
	105	568	142	318	48	4	12	5	1	0	38
	106	412	96	219	42	6	6	7	0	0	36
	107	344	86	181	24	6	4	4	2	0	37
	108	353	80	178	37	3	12	7	1	0	35
	109	617	179	307	36	10	22	13	1	1	48
Greece		47,830	14,785	21,829	4,037	742	1,378	788	141	13	4,117
Greece Hamlin											
	1	452	124	205	45	8	20	7	2	0	41
	2	473	105	250	65	2	15	7	2	0	27

COUNTY COURT JUDGE  
DETAIL

LEGISLATIVE DISTRICT OR TOWN	ELECTION DISTRICT	TOTAL VOTES	MELISSA BARRETT	SAM L. VALLERIANI	SAM L. VALLERIANI	SAM L. VALLERIANI	SAM L. VALLERIANI	MATTHEW D. NAFUS	SAM L. VALLERIANI	SCATTER	BLANK AND VOID
			DEM	REP	CON	WOR	IND	WEP	REF		
Hamlin											
	3	482	104	222	61	3	27	9	2	0	54
	4	340	79	183	40	4	8	3	0	1	22
	5	426	100	219	46	11	12	6	2	0	30
	6	371	112	175	31	7	11	5	0	2	28
	7	547	116	284	54	12	16	15	1	0	49
	8	331	76	167	33	6	12	9	0	2	26
	9	283	55	151	25	5	12	5	0	0	30
	10	509	117	256	50	3	18	8	2	1	54
Hamlin		4,214	988	2,112	450	61	151	74	11	6	361
Henrietta											
	1	533	214	201	34	7	18	15	3	0	41
	2	422	159	162	23	5	9	14	3	0	47
	3	318	181	75	12	2	4	13	4	0	27
	4	509	286	140	21	9	6	14	0	0	33
	5	459	177	175	39	4	9	10	3	0	42
	6	435	155	178	30	12	13	8	3	0	36
	7	354	162	127	30	3	4	8	3	0	17
	8	431	168	166	22	16	14	9	1	0	35
	9	372	183	117	25	5	10	8	1	0	23
	10	435	165	175	33	7	5	9	0	0	41
	11	426	212	135	22	11	3	10	0	0	33
	12	409	145	165	31	7	19	8	1	0	33
	13	728	346	253	35	5	13	17	5	0	54
	14	424	186	144	23	11	7	10	1	0	42
	15	558	212	221	25	16	17	12	3	0	52
	16	302	148	97	21	10	2	5	0	0	19
	17	486	203	169	37	7	17	14	1	0	38

COUNTY COURT JUDGE  
DETAIL

LEGISLATIVE DISTRICT OR TOWN	ELECTION DISTRICT	TOTAL VOTES	MELISSA BARRETT DEM	SAM L. VALLERIANI REP	SAM L. VALLERIANI CON	SAM L. VALLERIANI WOR	SAM L. VALLERIANI IND	MATTHEW D. NAFUS WEP	SAM L. VALLERIANI REF	SCATTER	BLANK AND VOID
Henrietta											
	18	524	216	192	23	9	12	14	1	0	57
	19	396	158	163	21	5	10	10	3	1	25
	20	740	306	297	37	9	15	26	0	0	50
	21	348	151	120	29	5	7	6	1	0	29
	22	639	273	245	42	12	6	12	2	0	47
	23	471	220	154	29	8	12	13	5	0	30
	24	573	256	182	25	7	11	26	2	0	64
	25	394	151	152	37	3	8	11	2	0	30
	26	854	318	335	65	9	22	23	3	0	79
	27	729	288	288	43	8	19	10	1	0	72
	28	508	192	208	37	6	16	15	2	1	31
	29	1,427	697	453	79	23	29	31	1	2	112
	30	1,056	523	330	41	22	16	23	7	0	94
	31	324	172	78	17	5	8	8	2	0	34
	32	665	298	250	34	7	22	15	2	0	37
	33	346	150	123	22	8	6	5	1	1	30
	34	309	159	97	13	7	2	6	1	0	24
	35	635	247	256	53	8	10	14	3	0	44
Henrietta		18,539	8,077	6,623	1,110	298	401	452	71	5	1,502
Irondequoit											
	1	654	283	216	40	9	14	16	2	0	74
	2	325	131	119	21	6	13	8	2	0	25
	3	519	227	161	41	7	21	11	0	0	51
	4	218	77	85	12	7	10	6	1	0	20
	5	444	201	137	22	11	17	14	2	0	40
	6	643	295	213	37	14	23	21	5	0	35
	7	537	210	209	45	5	16	9	0	1	42

COUNTY COURT JUDGE  
DETAIL

LEGISLATIVE DISTRICT OR TOWN	ELECTION DISTRICT	TOTAL VOTES	MELISSA BARRETT DEM	SAM L. VALLERIANI REP	SAM L. VALLERIANI CON	SAM L. VALLERIANI WOR	SAM L. VALLERIANI IND	MATTHEW D. NAFUS WEP	SAM L. VALLERIANI REF	SCATTER	BLANK AND VOID
Irondequoit											
	8	417	166	154	27	3	13	5	2	0	47
	9	430	160	179	20	11	11	5	1	0	43
	10	405	143	165	29	3	12	15	0	1	37
	11	248	114	80	12	3	9	4	2	0	24
	12	372	164	94	20	8	12	14	4	0	56
	13	552	281	165	28	8	13	15	1	0	41
	14	547	219	195	39	9	25	17	0	0	43
	15	497	192	199	33	7	11	16	1	0	38
	16	675	280	242	39	11	21	17	2	2	61
	17	289	115	106	16	4	12	10	1	0	25
	18	429	170	157	19	8	17	11	1	0	46
	19	510	279	111	14	18	20	7	3	0	58
	20	370	129	156	23	4	11	5	0	0	42
	21	412	188	133	28	7	16	8	0	0	32
	22	428	177	139	37	8	15	8	0	0	44
	23	399	178	133	18	9	11	6	2	1	41
	24	374	161	113	33	11	11	13	1	0	31
	25	396	160	136	31	7	12	14	1	0	35
	26	323	173	94	11	6	2	4	0	0	33
	27	265	89	103	21	8	12	10	2	0	20
	28	354	95	165	24	5	16	7	0	0	42
	29	377	157	134	17	8	13	3	1	0	44
	30	382	150	143	19	8	17	12	1	1	31
	31	508	221	156	36	13	18	13	3	0	48
	32	454	212	147	24	7	11	11	1	0	41
	33	322	133	114	13	3	15	6	1	0	37
	34	626	221	285	37	5	16	6	0	0	56
	35	314	155	90	18	5	12	7	2	0	25

COUNTY COURT JUDGE  
DETAIL

LEGISLATIVE DISTRICT OR TOWN	ELECTION DISTRICT	TOTAL VOTES	MELISSA BARRETT DEM	SAM L. VALLERIANI REP	SAM L. VALLERIANI CON	SAM L. VALLERIANI WOR	SAM L. VALLERIANI IND	MATTHEW D. NAFUS WEP	SAM L. VALLERIANI REF	SCATTER	BLANK AND VOID
Irondequoit											
	36	318	186	76	14	7	11	6	0	0	18
	37	336	118	137	22	4	11	4	1	0	39
	38	287	148	64	9	12	6	5	0	0	43
	39	157	68	50	5	1	1	2	0	0	30
	40	242	92	92	15	4	9	9	1	0	20
	41	403	186	130	23	4	14	10	0	0	36
	42	440	155	186	24	14	17	7	3	0	34
	43	364	171	112	27	7	8	7	0	1	31
	44	720	232	324	34	7	31	13	0	0	79
	45	317	134	119	19	6	9	7	0	0	23
	46	394	137	156	20	8	14	7	1	1	50
	47	156	61	67	5	2	4	5	0	0	12
	48	369	134	144	35	6	14	8	2	0	26
	49	533	217	209	36	10	14	8	0	1	38
	50	346	172	100	19	6	8	11	0	0	30
	51	488	182	177	36	9	18	17	1	1	47
	52	479	208	157	21	11	21	10	2	0	49
	53	380	153	141	22	5	7	4	0	0	48
	54	126	55	40	11	1	8	1	0	0	10
	55	460	234	130	27	10	14	10	0	0	35
	56	346	161	129	14	2	4	9	1	0	26
	57	556	225	215	30	8	16	8	1	0	53
	58	491	219	149	31	12	13	10	2	0	55
	59	364	144	126	28	7	10	6	0	1	42
	60	427	135	152	39	7	26	11	0	0	57
	61	503	194	188	28	6	16	17	1	0	53
	62	423	158	151	34	8	18	13	3	0	38
	63	328	118	126	22	3	15	14	0	0	30

COUNTY COURT JUDGE  
DETAIL

LEGISLATIVE DISTRICT OR TOWN	ELECTION DISTRICT	TOTAL VOTES	MELISSA BARRETT DEM	SAM L. VALLERIANI REP	SAM L. VALLERIANI CON	SAM L. VALLERIANI WOR	SAM L. VALLERIANI IND	MATTHEW D. NAFUS WEP	SAM L. VALLERIANI REF	SCATTER	BLANK AND VOID
Irondequoit											
	64	202	112	36	3	6	3	3	2	0	37
	65	300	156	88	15	6	7	5	0	0	23
	66	246	155	50	9	6	2	5	0	0	19
	67	311	111	117	15	8	8	11	0	0	41
	68	425	183	154	23	7	13	10	1	0	34
		<u>27,252</u>	<u>11,420</u>	<u>9,520</u>	<u>1,619</u>	<u>486</u>	<u>888</u>	<u>627</u>	<u>67</u>	<u>11</u>	<u>2,614</u>
Irondequoit											
Mendon											
	1	754	281	320	51	6	17	24	1	1	53
	2	603	252	201	47	12	13	14	1	2	61
	3	709	223	312	80	8	24	17	2	0	43
	4	524	213	206	23	9	9	13	1	0	50
	5	659	220	272	72	8	19	20	2	0	46
	6	645	223	274	58	6	19	22	2	0	41
	7	720	242	338	59	2	13	14	6	0	46
	8	304	125	115	22	10	8	9	0	0	15
	9	559	185	249	49	6	20	13	1	0	36
		<u>5,477</u>	<u>1,964</u>	<u>2,287</u>	<u>461</u>	<u>67</u>	<u>142</u>	<u>146</u>	<u>16</u>	<u>3</u>	<u>391</u>
Mendon											
Ogden											
	1	449	141	209	43	3	8	9	3	0	33
	2	492	128	241	48	8	20	12	0	0	35
	3	737	209	367	68	7	19	10	2	0	55
	4	458	139	218	53	4	12	8	0	0	24
	5	448	99	224	52	10	22	13	1	0	27
	6	625	188	284	58	5	20	3	2	0	65
	7	321	75	153	37	4	10	7	1	0	34
	8	604	153	322	50	6	16	10	2	0	45
	9	487	145	223	34	8	12	9	2	0	54

COUNTY COURT JUDGE  
DETAIL

LEGISLATIVE DISTRICT OR TOWN	ELECTION DISTRICT	TOTAL VOTES	MELISSA BARRETT DEM	SAM L. VALLERIANI REP	SAM L. VALLERIANI CON	SAM L. VALLERIANI WOR	SAM L. VALLERIANI IND	MATTHEW D. NAFUS WEP	SAM L. VALLERIANI REF	SCATTER	BLANK AND VOID
Ogden	10	509	136	247	60	7	14	9	0	0	36
	11	533	122	267	57	8	23	9	0	0	47
	12	638	133	332	60	10	27	14	1	0	61
	13	487	120	252	48	10	9	12	3	0	33
	14	466	125	230	45	8	14	9	2	0	33
	15	656	163	347	61	7	19	11	3	0	45
	16	331	70	177	38	5	5	4	0	0	32
	17	450	113	232	31	9	11	8	0	0	46
	18	708	187	340	64	18	27	22	1	0	49
	19	617	155	304	61	6	21	8	1	1	60
	20	585	141	273	89	4	16	17	0	0	45
Ogden		10,601	2,742	5,242	1,057	147	325	204	24	1	859
Parma	1	583	128	305	72	7	18	9	2	0	42
	2	637	126	336	65	15	18	13	0	0	64
	3	479	111	255	41	8	9	7	0	0	48
	4	517	104	269	64	9	12	6	1	0	52
	5	373	76	192	49	4	10	5	0	0	37
	6	250	49	140	27	1	12	2	1	0	18
	7	492	104	270	58	0	15	5	2	0	38
	8	642	160	322	63	6	22	13	0	0	56
	9	545	137	266	60	8	14	14	1	0	45
	10	544	105	265	86	5	21	15	1	0	46
	11	581	153	279	70	4	19	8	2	0	46
	12	657	179	309	57	14	30	15	1	0	52
	13	932	201	501	84	17	31	11	0	0	87
	14	464	113	221	48	9	17	7	0	0	49



COUNTY COURT JUDGE  
DETAIL

LEGISLATIVE DISTRICT OR TOWN	ELECTION DISTRICT	TOTAL VOTES	MELISSA BARRETT	SAM L. VALLERIANI	SAM L. VALLERIANI	SAM L. VALLERIANI	SAM L. VALLERIANI	MATTHEW D. NAFUS	SAM L. VALLERIANI	SCATTER	BLANK AND VOID
			DEM	REP	CON	WOR	IND	WEP	REF		
Parma	15	597	116	294	67	14	24	13	1	0	68
Parma		8,293	1,862	4,224	911	121	272	143	12	0	748
Penfield	1	249	97	93	19	1	7	8	0	0	24
	2	460	188	185	33	3	13	9	3	0	26
	3	443	135	210	41	6	11	15	1	0	24
	4	667	165	329	77	4	26	11	1	0	54
	5	495	200	190	36	5	17	9	2	0	36
	6	430	131	218	31	2	15	7	1	0	25
	7	458	183	168	32	9	14	15	4	0	33
	8	392	124	164	30	14	8	10	3	0	39
	9	561	282	173	30	10	16	12	2	0	36
	10	380	135	157	24	6	16	11	1	0	30
	11	310	131	113	14	6	5	8	1	0	32
	12	486	211	188	25	4	13	11	3	0	31
	13	670	249	270	55	8	13	15	3	0	57
	14	618	165	311	61	8	15	11	0	0	47
	15	742	284	295	56	13	17	16	0	0	61
	16	224	91	89	8	4	7	7	2	0	16
	17	496	181	201	35	4	23	11	5	0	36
	18	374	141	158	19	4	14	10	2	0	26
	19	714	287	292	38	7	15	18	2	0	55
	20	579	218	252	42	6	14	12	1	0	34
	21	563	234	190	34	11	17	17	1	0	59
	22	492	213	173	31	10	17	13	1	1	33
	23	671	254	285	44	4	14	20	1	1	48
	24	654	236	283	50	3	21	17	2	0	42

COUNTY COURT JUDGE  
DETAIL

LEGISLATIVE DISTRICT OR TOWN	ELECTION DISTRICT	TOTAL VOTES	MELISSA BARRETT	SAM L. VALLERIANI	SAM L. VALLERIANI	SAM L. VALLERIANI	SAM L. VALLERIANI	MATTHEW D. NAFUS	SAM L. VALLERIANI	SCATTER	BLANK AND VOID
			DEM	REP	CON	WOR	IND	WEP	REF		
Penfield											
	25	426	132	212	32	0	7	7	2	0	34
	26	340	112	145	24	3	11	13	0	0	32
	27	526	209	203	44	5	16	16	1	0	32
	28	451	174	169	33	4	14	4	1	0	52
	29	690	302	249	53	8	20	10	2	0	46
	30	859	288	413	71	8	10	18	2	0	49
	31	315	137	126	13	6	1	7	1	1	23
	32	334	147	138	14	5	6	3	0	0	21
	33	449	181	166	40	6	19	12	1	0	24
	34	472	165	222	34	3	6	10	0	0	32
	35	722	288	282	39	11	26	14	0	0	62
	36	511	196	217	25	9	14	20	3	0	27
	37	917	276	463	62	5	27	13	5	0	66
	38	333	100	169	20	2	8	5	0	0	29
	39	400	129	170	39	4	10	14	1	0	33
	40	659	240	316	23	5	10	14	2	1	48
	41	639	177	347	40	9	13	6	1	0	46
	42	476	144	230	33	2	13	5	3	0	46
		<u>21,647</u>	<u>7,932</u>	<u>9,224</u>	<u>1,504</u>	<u>247</u>	<u>579</u>	<u>484</u>	<u>67</u>	<u>4</u>	<u>1,606</u>
Penfield											
Perinton											
	1	757	295	318	55	4	20	18	1	0	46
	2	574	239	220	39	4	14	15	4	0	39
	3	404	153	164	36	7	10	10	0	1	23
	4	417	174	153	28	7	10	17	2	0	26
	5	298	110	114	21	5	10	8	2	0	28
	6	417	199	142	18	7	14	9	3	0	25
	7	552	252	197	35	3	18	10	1	0	36

COUNTY COURT JUDGE  
DETAIL

LEGISLATIVE DISTRICT OR TOWN	ELECTION DISTRICT	TOTAL VOTES	MELISSA BARRETT DEM	SAM L. VALLERIANI REP	SAM L. VALLERIANI CON	SAM L. VALLERIANI WOR	SAM L. VALLERIANI IND	MATTHEW D. NAFUS WEP	SAM L. VALLERIANI REF	SCATTER	BLANK AND VOID
Perinton											
	8	472	199	190	35	3	13	4	1	0	27
	9	667	219	309	49	10	16	14	3	0	47
	10	542	227	201	34	7	17	11	4	0	41
	11	349	140	124	32	3	11	6	3	0	30
	12	443	174	184	30	9	10	16	1	0	19
	13	404	134	206	26	2	11	6	2	0	17
	14	482	184	196	36	4	17	5	2	0	38
	15	544	186	228	28	6	21	9	3	0	63
	16	377	151	156	23	9	6	5	2	0	25
	17	499	215	189	29	6	10	14	2	0	34
	18	491	194	186	35	7	17	14	0	0	38
	19	463	162	201	39	6	14	11	3	0	27
	20	460	179	195	31	1	12	11	0	0	31
	21	566	234	222	38	2	8	18	5	0	39
	22	344	119	134	22	10	15	12	3	0	29
	23	730	272	309	48	8	22	17	0	0	54
	24	767	279	366	33	4	18	13	3	0	51
	25	380	189	125	16	3	9	12	2	0	24
	26	487	184	211	40	7	10	8	0	0	27
	27	391	136	185	29	9	6	2	0	0	24
	28	388	143	178	20	4	15	5	0	0	23
	29	295	137	110	16	4	5	4	0	0	19
	30	510	208	202	29	9	13	9	3	0	37
	31	561	230	206	40	8	19	20	0	0	38
	32	447	180	165	37	5	13	13	1	0	33
	33	517	233	201	30	6	12	11	0	0	24
	34	564	185	259	39	4	15	11	0	0	51
	35	411	153	174	35	4	9	9	1	1	25

COUNTY COURT JUDGE  
DETAIL

LEGISLATIVE DISTRICT OR TOWN	ELECTION DISTRICT	TOTAL VOTES	MELISSA BARRETT DEM	SAM L. VALLERIANI REP	SAM L. VALLERIANI CON	SAM L. VALLERIANI WOR	SAM L. VALLERIANI IND	MATTHEW D. NAFUS WEP	SAM L. VALLERIANI REF	SCATTER	BLANK AND VOID
Perinton	36	342	157	124	16	3	5	14	0	0	23
	37	493	199	188	33	9	5	16	0	0	43
	38	618	231	257	34	7	22	12	1	1	53
	39	638	229	285	43	7	27	9	2	0	36
	40	374	146	139	26	7	10	9	3	0	34
	41	331	138	123	27	3	10	6	0	0	24
	42	529	229	178	38	8	17	19	2	0	38
	43	876	312	398	52	12	20	16	6	1	59
	44	407	159	177	33	2	14	2	1	1	18
	45	856	307	399	62	8	16	16	3	0	45
	46	301	117	107	27	6	6	11	1	1	25
	47	582	201	254	51	6	16	6	4	1	43
	48	415	179	157	28	5	12	12	1	0	21
	49	403	148	181	30	2	7	9	0	1	25
	50	238	146	48	7	6	6	4	0	0	21
	51	623	182	336	47	2	14	13	2	0	27
	52	543	207	229	37	5	7	11	0	0	47
	53	397	166	152	20	6	13	12	4	0	24
	54	863	288	447	48	6	20	10	1	0	43
	55	480	164	255	21	2	10	8	1	0	19
	56	791	282	374	49	6	19	11	1	0	49
Perinton		28,070	10,855	11,728	1,860	315	736	603	90	8	1,875
Pittsford	1	397	188	136	18	3	7	18	6	0	21
	2	421	225	117	27	3	11	13	0	1	24
	3	674	277	275	27	5	11	12	2	1	64
	4	591	256	238	31	6	8	11	4	0	37

COUNTY COURT JUDGE  
DETAIL

LEGISLATIVE DISTRICT OR TOWN	ELECTION DISTRICT	TOTAL VOTES	MELISSA BARRETT DEM	SAM L. VALLERIANI REP	SAM L. VALLERIANI CON	SAM L. VALLERIANI WOR	SAM L. VALLERIANI IND	MATTHEW D. NAFUS WEP	SAM L. VALLERIANI REF	SCATTER	BLANK AND VOID
Pittsford											
	5	376	192	119	20	5	8	5	3	0	24
	6	359	194	99	7	5	10	8	0	0	36
	7	218	102	73	14	5	4	5	1	0	14
	8	467	169	215	30	2	6	15	0	0	30
	9	491	198	212	25	3	7	16	1	0	29
	10	652	237	295	31	14	13	11	1	0	50
	11	392	140	156	32	9	9	9	0	0	37
	12	498	221	197	20	7	8	15	2	0	28
	13	328	147	115	23	5	8	10	0	0	20
	14	592	242	229	38	3	6	28	3	2	41
	15	413	173	142	23	11	7	14	0	0	43
	16	417	178	153	22	4	19	14	0	0	27
	17	605	296	194	31	4	16	22	1	0	41
	18	426	203	153	17	4	6	17	0	0	26
	19	305	110	119	31	5	6	8	2	0	24
	20	502	229	168	29	5	13	17	1	0	40
	21	516	238	182	29	4	9	20	2	0	32
	22	585	277	228	29	3	8	11	1	0	28
	23	412	163	170	29	3	12	5	1	0	29
	24	537	225	212	34	4	9	14	1	0	38
	25	583	262	233	27	6	10	11	0	1	33
	26	481	194	195	24	8	16	12	3	0	29
	27	447	215	138	32	11	6	12	1	1	31
	28	427	206	154	17	6	8	8	1	1	26
	29	453	156	196	23	7	13	15	1	0	42
	30	431	212	161	13	4	6	12	0	0	23
	31	592	251	249	28	3	11	19	0	0	31
	32	522	235	205	22	5	7	11	1	0	36

COUNTY COURT JUDGE  
DETAIL

LEGISLATIVE DISTRICT OR TOWN	ELECTION DISTRICT	TOTAL VOTES	MELISSA BARRETT	SAM L. VALLERIANI	SAM L. VALLERIANI	SAM L. VALLERIANI	SAM L. VALLERIANI	MATTHEW D. NAFUS	SAM L. VALLERIANI	SCATTER	BLANK AND VOID
			DEM	REP	CON	WOR	IND	WEP	REF		
Pittsford											
	33	734	280	316	49	7	13	22	1	1	45
	34	850	374	348	35	5	15	13	4	0	56
		<u>16,694</u>	<u>7,265</u>	<u>6,392</u>	<u>887</u>	<u>184</u>	<u>326</u>	<u>453</u>	<u>44</u>	<u>8</u>	<u>1,135</u>
Pittsford											
Riga											
	1	779	200	391	80	14	20	20	0	0	54
	2	592	146	317	62	11	15	9	2	0	30
	3	377	119	171	36	2	11	6	1	0	31
	4	506	116	263	50	7	18	13	0	0	39
	5	491	87	295	42	6	13	6	1	0	41
	6	476	90	254	68	8	14	11	1	0	30
		<u>3,221</u>	<u>758</u>	<u>1,691</u>	<u>338</u>	<u>48</u>	<u>91</u>	<u>65</u>	<u>5</u>	<u>0</u>	<u>225</u>
Riga											
Rush											
	1	605	192	273	57	3	16	19	2	0	43
	2	422	110	197	48	4	11	13	0	0	39
	3	575	219	222	47	8	13	23	2	0	41
	4	587	189	248	57	5	22	11	2	0	53
		<u>2,189</u>	<u>710</u>	<u>940</u>	<u>209</u>	<u>20</u>	<u>62</u>	<u>66</u>	<u>6</u>	<u>0</u>	<u>176</u>
Rush											
Sweden											
	1	509	171	206	45	8	21	13	0	0	45
	2	281	122	77	17	8	8	12	2	0	35
	3	566	213	193	63	18	19	18	4	0	38
	4	580	195	244	53	9	17	11	2	1	48
	5	137	54	47	7	2	5	6	1	0	15
	6	433	153	161	47	9	14	15	0	1	33
	7	481	168	206	51	5	17	10	0	0	24
	8	421	110	180	60	8	14	12	2	0	35
	9	430	153	156	38	10	11	5	4	0	53

COUNTY COURT JUDGE  
DETAIL

LEGISLATIVE DISTRICT OR TOWN	ELECTION DISTRICT	TOTAL VOTES	MELISSA BARRETT	SAM L. VALLERIANI	SAM L. VALLERIANI	SAM L. VALLERIANI	SAM L. VALLERIANI	MATTHEW D. NAFUS	SAM L. VALLERIANI	SCATTER	BLANK AND VOID
			DEM	REP	CON	WOR	IND	WEP	REF		
Sweden											
	10	672	148	332	81	4	18	9	3	2	75
	11	182	70	54	19	7	7	4	1	0	20
	12	444	102	211	68	6	6	11	5	0	35
Sweden		5,136	1,659	2,067	549	94	157	126	24	4	456
Webster											
	1	477	167	216	44	7	10	8	1	0	24
	2	764	316	288	38	18	17	23	8	0	56
	3	607	238	253	49	6	15	7	1	0	38
	4	274	90	133	17	6	4	3	2	0	19
	5	496	160	229	36	10	10	7	0	0	44
	6	435	166	191	28	5	11	11	1	0	22
	7	555	190	237	47	6	13	11	2	0	49
	8	446	143	209	45	5	5	3	2	0	34
	9	504	145	239	49	7	10	11	3	0	40
	10	1,061	342	496	92	11	23	14	6	0	77
	11	560	164	278	43	10	15	6	2	0	42
	12	625	190	305	45	3	13	15	1	0	53
	13	466	149	214	44	5	16	12	1	0	25
	14	443	169	197	28	5	9	3	3	0	29
	15	385	135	169	29	5	11	6	2	0	28
	16	687	253	301	48	4	14	10	2	0	55
	17	484	134	246	36	5	13	14	0	0	36
	18	371	131	160	26	6	5	9	2	0	32
	19	777	228	370	73	8	15	19	7	0	57
	20	703	204	345	65	6	23	2	5	0	53
	21	638	205	318	43	13	3	8	3	0	45
	22	545	178	236	53	10	13	6	2	0	47

COUNTY COURT JUDGE  
DETAIL

LEGISLATIVE DISTRICT OR TOWN	ELECTION DISTRICT	TOTAL VOTES	MELISSA BARRETT DEM	SAM L. VALLERIANI REP	SAM L. VALLERIANI CON	SAM L. VALLERIANI WOR	SAM L. VALLERIANI IND	MATTHEW D. NAFUS WEP	SAM L. VALLERIANI REF	SCATTER	BLANK AND VOID
Webster											
	23	436	155	193	37	7	13	7	0	0	24
	24	1,221	390	539	108	11	34	29	3	0	107
	25	261	76	134	20	4	7	4	0	0	16
	26	565	188	252	41	8	19	9	1	3	44
	27	645	217	312	39	3	14	10	2	0	48
	28	517	170	233	41	3	15	8	1	0	46
	29	349	142	137	18	5	9	9	1	0	28
	30	381	187	103	22	13	4	6	2	0	44
	31	612	174	301	59	6	10	7	1	0	54
	32	691	199	339	75	5	22	7	4	0	40
	33	517	170	228	35	8	16	14	1	0	45
	34	303	91	152	20	6	6	2	1	0	25
	35	368	124	158	46	3	11	6	0	0	20
	36	451	147	208	42	2	13	9	1	0	29
	37	876	294	410	55	13	15	19	1	0	69
	38	557	227	223	29	6	13	15	1	0	43
	39	474	184	208	33	2	13	3	3	0	28
	40	1,122	439	490	60	13	13	16	3	0	88
	41	693	200	343	59	8	17	13	1	0	52
	42	556	173	235	50	2	18	14	2	1	61
	43	443	142	214	33	4	8	14	1	0	27
Webster		24,341	8,186	11,042	1,900	293	558	429	86	4	1,843
Wheatland											
	1	449	164	148	50	5	5	41	1	0	35
	2	471	122	207	49	5	14	24	1	0	49
	3	602	209	244	42	7	16	40	0	0	44
	4	502	164	191	47	5	13	33	3	0	46



COUNTY COURT JUDGE  
DETAIL

LEGISLATIVE DISTRICT OR TOWN	ELECTION DISTRICT	TOTAL VOTES	MELISSA BARRETT DEM	SAM L. VALLERIANI REP	SAM L. VALLERIANI CON	SAM L. VALLERIANI WOR	SAM L. VALLERIANI IND	MATTHEW D. NAFUS WEP	SAM L. VALLERIANI REF	SCATTER	BLANK AND VOID
Wheatland	5	534	123	250	68	5	11	33	2	0	42
Wheatland		2,558	782	1,040	256	27	59	171	7	0	216
TOWNS		279,844	101,462	116,683	20,570	4,176	7,450	6,418	855	91	22,139
GRAND TOTAL:		349,851	147,944	126,988	22,446	5,755	8,619	8,317	1,074	129	28,579

FAMILY COURT JUDGE  
SUMMARY

LEGISLATIVE DISTRICT OR TOWN	TOTAL VOTES	MARITZA C. BUIRAGO	STACEY M. ROMEO	STACEY M. ROMEO	MARITZA C. BUIRAGO	STACEY M. ROMEO	MARITZA C. BUIRAGO	STACEY M. ROMEO	SCATTER	BLANK AND VOID
		DEM	REP	CON	WOR	IND	WEP	REF		
Leg. Dist. 07	908	386	324	58	27	23	5	8	0	77
Leg. Dist. 16	8	6	2	0	0	0	0	0	0	0
Leg. Dist. 21	8,979	5,634	1,370	286	387	235	176	31	10	850
Leg. Dist. 22	6,703	4,958	459	96	181	68	80	23	4	834
Leg. Dist. 23	10,208	5,862	2,066	359	456	300	205	60	8	892
Leg. Dist. 24	6,251	3,692	1,085	155	395	145	165	33	4	577
Leg. Dist. 25	7,606	5,264	680	125	277	117	122	26	8	987
Leg. Dist. 26	5,807	2,657	1,761	329	208	183	75	25	3	566
Leg. Dist. 27	9,771	6,855	1,018	223	306	134	122	26	6	1,081
Leg. Dist. 28	6,111	3,704	976	196	222	132	79	26	0	776
Leg. Dist. 29	7,655	5,101	998	203	202	130	118	34	3	866
CITY	70,007	44,119	10,739	2,030	2,661	1,467	1,147	292	46	7,506
Brighton	18,854	10,352	5,035	729	639	442	320	53	7	1,277
Chili	15,138	4,498	7,191	1,262	307	464	114	85	7	1,210
Clarkson	3,329	740	1,709	371	64	132	21	19	0	273
East Rochester	2,810	1,064	1,054	178	81	111	46	19	2	255
Gates	13,651	4,488	6,094	984	246	416	118	45	6	1,254
Greece	47,830	13,508	22,942	4,175	833	1,626	337	176	14	4,219
Hamlin	4,214	856	2,239	463	84	167	27	13	7	358
Henrietta	18,539	7,544	7,080	1,174	438	461	207	86	7	1,542
Irondequoit	27,252	10,614	10,429	1,685	682	1,047	298	129	9	2,359
Mendon	5,477	1,850	2,434	464	118	166	48	24	2	371
Ogden	10,601	2,437	5,523	1,094	178	378	82	40	3	866
Parma	8,293	1,632	4,466	953	133	291	70	25	0	723
Penfield	21,647	7,488	9,685	1,538	409	665	212	86	9	1,555

FAMILY COURT JUDGE  
SUMMARY

LEGISLATIVE DISTRICT OR TOWN	TOTAL VOTES	MARITZA C. BUIRAGO DEM	STACEY M. ROMEO REP	STACEY M. ROMEO CON	MARITZA C. BUIRAGO WOR	STACEY M. ROMEO IND	MARITZA C. BUIRAGO WEP	STACEY M. ROMEO REF	SCATTER	BLANK AND VOID
Perinton	28,070	10,074	12,505	1,910	469	800	301	115	6	1,890
Pittsford	16,694	7,059	6,669	919	294	381	155	50	12	1,155
Riga	3,221	713	1,752	347	45	102	26	10	0	226
Rush	2,189	655	997	214	49	68	28	6	0	172
Sweden	5,136	1,558	2,152	574	126	181	61	28	3	453
Webster	24,341	7,621	11,556	1,937	386	654	216	94	5	1,872
Wheatland	2,558	753	1,146	272	49	90	28	7	0	213
TOWNS	279,844	95,504	122,658	21,243	5,630	8,642	2,715	1,110	99	22,243
GRAND TOTAL:	349,851	139,623	133,397	23,273	8,291	10,109	3,862	1,402	145	29,749

FAMILY COURT JUDGE  
DETAIL

LEGISLATIVE DISTRICT OR TOWN	ELECTION DISTRICT	TOTAL VOTES	MARITZA C. BUIRAGO	STACEY M. ROMEO	STACEY M. ROMEO	MARITZA C. BUIRAGO	STACEY M. ROMEO	MARITZA C. BUIRAGO	STACEY M. ROMEO	SCATTER	BLANK AND VOID
			DEM	REP	CON	WOR	IND	WEP	REF		
Leg. Dist. 07											
	1	540	203	224	33	19	16	3	2	0	40
	2	368	183	100	25	8	7	2	6	0	37
Leg. Dist. 07		908	386	324	58	27	23	5	8	0	77
Leg. Dist. 16											
	1	8	6	2	0	0	0	0	0	0	0
Leg. Dist. 16		8	6	2	0	0	0	0	0	0	0
Leg. Dist. 21											
	1	371	179	77	11	34	17	15	2	0	36
	2	316	176	71	15	18	10	9	2	0	15
	3	220	142	37	13	2	7	2	0	0	17
	4	216	143	19	5	8	3	5	0	1	32
	5	225	122	35	10	24	5	7	1	0	21
	6	446	242	84	4	15	10	13	1	2	75
	7	554	333	108	19	25	16	10	1	1	41
	8	183	117	26	3	11	5	3	0	0	18
	9	408	229	89	11	24	10	14	0	1	30
	10	476	300	101	15	9	6	7	0	0	38
	11	350	259	37	8	11	5	1	0	0	29
	12	734	421	143	27	25	25	10	4	1	78
	13	253	159	21	7	24	6	13	1	0	22
	14	178	123	25	5	6	7	0	2	0	10
	15	494	317	73	26	16	10	7	3	0	42
	16	176	108	27	10	3	8	1	0	0	19
	17	380	244	40	8	21	14	7	2	0	44
	18	320	243	17	10	9	3	2	1	0	35
	19	209	141	16	4	8	7	5	2	1	25
	20	209	126	41	7	12	6	3	1	0	13

FAMILY COURT JUDGE  
DETAIL

LEGISLATIVE DISTRICT OR TOWN	ELECTION DISTRICT	TOTAL VOTES	MARITZA C. BUIRAGO	STACEY M. ROMEO	STACEY M. ROMEO	MARITZA C. BUIRAGO	STACEY M. ROMEO	MARITZA C. BUIRAGO	STACEY M. ROMEO	SCATTER	BLANK AND VOID
			DEM	REP	CON	WOR	IND	WEP	REF		
Leg. Dist. 21											
	21	296	207	27	8	6	9	6	0	0	33
	22	408	288	39	5	13	9	14	1	0	39
	23	360	241	44	16	17	6	9	2	0	25
	24	501	267	117	23	21	19	6	5	1	42
	25	328	244	24	9	12	7	3	0	0	29
	26	119	83	13	4	5	1	1	0	1	11
	27	249	180	19	3	8	4	3	0	1	31
		<u>8,979</u>	<u>5,634</u>	<u>1,370</u>	<u>286</u>	<u>387</u>	<u>235</u>	<u>176</u>	<u>31</u>	<u>10</u>	<u>850</u>
Leg. Dist. 21											
Leg. Dist. 22											
	1	460	347	28	5	11	6	2	0	1	60
	2	183	142	14	1	2	2	3	0	0	19
	3	305	219	14	7	6	4	4	5	0	46
	4	193	146	7	1	4	4	0	0	0	31
	5	237	189	5	4	4	1	4	0	0	30
	6	251	196	8	1	5	2	2	0	0	37
	7	190	140	7	1	10	0	7	0	0	25
	8	292	216	24	5	9	3	5	1	0	29
	9	225	162	19	4	10	5	1	1	0	23
	10	213	182	6	1	1	1	1	0	0	21
	11	325	234	28	4	5	2	5	3	0	44
	12	207	154	12	3	4	2	2	0	0	30
	13	114	84	2	1	4	0	0	0	0	23
	14	256	182	25	4	6	3	5	1	0	30
	15	347	269	16	6	10	3	7	2	0	34
	16	132	104	6	2	4	1	0	0	0	15
	17	133	105	4	2	2	1	0	0	0	19
	18	184	144	9	0	4	1	1	0	0	25

FAMILY COURT JUDGE  
DETAIL

LEGISLATIVE DISTRICT OR TOWN	ELECTION DISTRICT	TOTAL VOTES	MARITZA C. BUIRAGO	STACEY M. ROMEO	STACEY M. ROMEO	MARITZA C. BUIRAGO	STACEY M. ROMEO	MARITZA C. BUIRAGO	STACEY M. ROMEO	SCATTER	BLANK AND VOID
			DEM	REP	CON	WOR	IND	WEP	REF		
Leg. Dist. 22											
	19	195	156	10	3	2	3	0	0	0	21
	20	314	236	20	6	10	3	0	1	0	38
	21	178	128	11	1	3	1	3	1	0	30
	22	357	263	31	4	13	1	7	0	0	38
	23	188	145	12	1	3	0	1	2	0	24
	24	115	79	15	1	2	3	3	0	0	12
	25	512	323	68	13	23	8	5	5	2	65
	26/25-19	286	191	44	8	6	3	5	0	1	28
	27	311	222	14	7	18	5	7	1	0	37
Leg. Dist. 22		6,703	4,958	459	96	181	68	80	23	4	834
Leg. Dist. 23											
	1	196	121	39	2	5	8	4	1	0	16
	2	380	231	57	13	20	16	4	2	1	36
	3	283	148	60	7	22	10	5	3	0	28
	4	519	301	111	13	11	18	4	5	0	56
	5	263	156	50	4	12	8	6	2	1	24
	6	224	132	39	7	10	7	5	1	0	23
	7	424	255	73	9	30	8	8	0	0	41
	8	381	216	73	13	30	9	7	4	0	29
	9	259	167	50	8	9	4	6	0	0	15
	10	306	182	54	11	14	9	2	2	1	31
	11	356	237	60	5	25	4	4	0	1	20
	12	416	237	93	19	20	8	11	1	0	27
	13	333	194	75	7	10	5	3	3	0	36
	14	362	216	69	5	21	7	10	0	1	33
	15	263	156	53	5	9	9	10	0	1	20
	16	182	98	40	8	3	7	5	2	0	19

FAMILY COURT JUDGE  
DETAIL

LEGISLATIVE DISTRICT OR TOWN	ELECTION DISTRICT	TOTAL VOTES	MARITZA C. BUIRAGO	STACEY M. ROMEO	STACEY M. ROMEO	MARITZA C. BUIRAGO	STACEY M. ROMEO	MARITZA C. BUIRAGO	STACEY M. ROMEO	SCATTER	BLANK AND VOID
			DEM	REP	CON	WOR	IND	WEP	REF		
Leg. Dist. 23											
	17	497	256	100	24	29	14	11	2	0	61
	18	689	358	168	34	27	27	12	5	0	58
	19	402	193	107	24	17	23	7	3	1	27
	20	422	251	70	14	22	15	8	1	0	41
	21	323	195	76	12	11	5	11	0	0	13
	22	312	191	69	5	11	4	6	1	0	25
	23	231	146	32	9	14	2	5	3	1	19
	24	358	193	82	15	8	14	4	2	0	40
	25	491	277	109	20	16	12	11	4	0	42
	26	578	322	125	29	22	20	11	5	0	44
	27	267	140	50	21	6	13	7	3	0	27
	28	415	252	61	14	21	13	17	3	0	34
	29	76	41	21	2	1	1	1	2	0	7
		10,208	5,862	2,066	359	456	300	205	60	8	892
Leg. Dist. 23											
Leg. Dist. 24											
	1	419	259	56	10	38	9	16	1	0	30
	2/22	330	214	49	6	28	8	10	1	0	14
	3/23	320	203	53	5	20	5	8	3	0	23
	4	465	276	69	9	28	10	21	4	0	48
	5/24	431	244	93	14	11	12	10	2	0	45
	6	289	180	47	6	12	8	4	2	1	29
	7/19	321	182	61	8	12	10	5	4	1	38
	8	307	170	65	13	20	3	13	2	0	21
	9	252	138	68	12	10	4	5	0	0	15
	10	462	293	60	7	46	11	15	0	0	30
	11/12	282	184	48	7	5	1	3	0	0	34
	13	408	253	43	9	36	11	15	3	0	38

FAMILY COURT JUDGE  
DETAIL

LEGISLATIVE DISTRICT OR TOWN	ELECTION DISTRICT	TOTAL VOTES	MARITZA C. BUIRAGO	STACEY M. ROMEO	STACEY M. ROMEO	MARITZA C. BUIRAGO	STACEY M. ROMEO	MARITZA C. BUIRAGO	STACEY M. ROMEO	SCATTER	BLANK AND VOID
			DEM	REP	CON	WOR	IND	WEP	REF		
Leg. Dist. 24											
	14/21	531	308	80	12	52	16	12	3	1	47
	15	438	238	81	12	22	13	8	3	1	60
	16	371	206	77	7	25	8	6	2	0	40
	17	139	62	55	3	2	0	0	0	0	17
	18	407	234	71	14	21	13	13	3	0	38
	20	79	48	9	1	7	3	1	0	0	10
		<u>6,251</u>	<u>3,692</u>	<u>1,085</u>	<u>155</u>	<u>395</u>	<u>145</u>	<u>165</u>	<u>33</u>	<u>4</u>	<u>577</u>
Leg. Dist. 24											
Leg. Dist. 25											
	1	435	299	66	9	13	4	3	2	1	38
	2	361	265	16	2	15	1	8	0	1	53
	3	410	295	25	8	13	4	7	1	1	56
	4/24	204	126	34	1	4	2	0	0	1	36
	5	350	266	16	2	7	2	2	1	0	54
	6	272	167	28	9	28	8	7	1	1	23
	7	436	327	16	4	6	2	2	4	0	75
	8	360	283	15	8	4	3	4	4	0	39
	9	178	125	11	0	3	3	4	1	0	31
	10	376	271	34	7	7	6	6	1	0	44
	11	185	133	6	4	4	4	3	0	0	31
	12/28	370	239	31	5	43	11	17	3	0	21
	13	330	238	13	5	12	2	1	2	0	57
	14	183	110	27	3	13	7	6	1	0	16
	15	272	214	12	2	11	1	1	0	0	31
	16	313	211	31	5	4	6	3	2	0	51
	17	262	174	8	3	9	2	5	0	0	61
	18	423	299	38	6	10	7	5	0	2	56
	20	121	74	23	7	3	4	0	1	0	9



FAMILY COURT JUDGE  
DETAIL

LEGISLATIVE DISTRICT OR TOWN	ELECTION DISTRICT	TOTAL VOTES	MARITZA C. BUIRAGO	STACEY M. ROMEO	STACEY M. ROMEO	MARITZA C. BUIRAGO	STACEY M. ROMEO	MARITZA C. BUIRAGO	STACEY M. ROMEO	SCATTER	BLANK AND VOID
			DEM	REP	CON	WOR	IND	WEP	REF		
Leg. Dist. 25											
	21/28-19	265	182	29	8	6	9	7	0	0	24
	22	247	168	30	4	11	7	5	1	0	21
	23	209	146	13	0	7	3	1	0	0	39
	25	561	360	94	15	12	11	6	0	0	63
	26/27	184	101	24	2	11	3	13	0	0	30
	29/30	299	191	40	6	21	5	6	1	1	28
Leg. Dist. 25		7,606	5,264	680	125	277	117	122	26	8	987
Leg. Dist. 26											
	1	580	226	226	44	21	15	2	4	0	42
	2	255	113	82	19	7	10	3	0	0	21
	3	175	79	56	5	7	5	2	2	0	19
	4	313	111	125	17	15	12	2	2	0	29
	5	329	175	80	19	14	6	2	1	0	32
	6	289	175	55	10	5	6	4	0	0	34
	7	381	206	88	16	11	8	5	1	0	46
	8	354	207	64	14	15	14	2	0	0	38
	9	380	192	83	19	21	9	13	6	1	36
	10	395	220	80	17	18	15	6	1	0	38
	11	318	130	113	15	13	8	3	2	0	34
	12	342	105	148	24	4	15	4	1	0	41
	13	363	125	146	28	10	18	5	1	0	30
	14	383	157	122	39	17	15	4	0	1	28
	15	341	197	68	9	13	10	5	2	0	37
	16	324	126	117	23	12	11	8	1	0	26
	17	285	113	108	11	5	6	5	1	1	35
Leg. Dist. 26		5,807	2,657	1,761	329	208	183	75	25	3	566

FAMILY COURT JUDGE  
DETAIL

LEGISLATIVE DISTRICT OR TOWN	ELECTION DISTRICT	TOTAL VOTES	MARITZA C. BUIRAGO	STACEY M. ROMEO	STACEY M. ROMEO	MARITZA C. BUIRAGO	STACEY M. ROMEO	MARITZA C. BUIRAGO	STACEY M. ROMEO	SCATTER	BLANK AND VOID
			DEM	REP	CON	WOR	IND	WEP	REF		
Leg. Dist. 27	1	420	282	62	17	12	7	4	1	0	35
	2	432	309	45	15	11	6	5	2	0	39
	3	357	225	52	14	13	7	7	2	0	37
	4	439	313	52	12	17	4	3	2	0	36
	5	448	327	20	8	23	6	7	0	0	57
	6	425	310	31	4	11	6	2	0	0	61
	7	401	271	50	6	20	3	5	0	0	46
	8	679	490	46	6	22	2	3	2	1	107
	9	429	310	29	3	19	4	5	0	0	59
	10	393	255	71	12	14	4	4	2	0	31
	11	486	342	57	13	11	9	7	0	0	47
	12	374	263	36	11	13	5	6	2	0	38
	13	436	352	24	7	7	6	5	0	1	34
	14	324	246	19	3	6	3	5	1	0	41
	15	385	285	14	11	12	5	8	1	1	48
	16	406	296	31	13	11	2	4	3	0	46
	17	494	342	54	3	15	8	8	1	0	63
	18	441	274	96	14	8	12	5	2	0	30
	19	449	335	25	6	17	3	8	1	0	54
	20	291	230	7	5	7	2	3	0	0	37
	21	216	171	12	4	6	3	4	0	0	16
	22	348	197	70	6	14	8	5	2	1	45
	23	274	204	16	7	8	2	6	1	0	30
	25	181	96	38	13	5	4	1	0	2	22
	26	243	130	61	10	4	13	2	1	0	22
Leg. Dist. 27		9,771	6,855	1,018	223	306	134	122	26	6	1,081

FAMILY COURT JUDGE  
DETAIL

LEGISLATIVE DISTRICT OR TOWN	ELECTION DISTRICT	TOTAL VOTES	MARITZA C. BUIRAGO	STACEY M. ROMEO	STACEY M. ROMEO	MARITZA C. BUIRAGO	STACEY M. ROMEO	MARITZA C. BUIRAGO	STACEY M. ROMEO	SCATTER	BLANK AND VOID
			DEM	REP	CON	WOR	IND	WEP	REF		
Leg. Dist. 28											
	1	355	223	43	11	11	9	5	0	0	53
	2	232	142	39	11	7	4	5	1	0	23
	3	234	164	28	5	4	4	3	1	0	25
	4	220	99	53	6	6	4	5	1	0	46
	5	205	116	46	8	7	5	3	0	0	20
	6	444	278	82	13	14	10	3	2	0	42
	7	559	312	112	17	19	14	7	4	0	74
	8	312	222	28	7	4	2	6	2	0	41
	9	352	213	65	15	10	11	5	1	0	32
	10	145	89	18	5	5	4	2	2	0	20
	11	289	180	36	7	10	1	3	0	0	52
	12	203	123	29	9	3	5	4	0	0	30
	13	344	199	46	13	14	8	3	3	0	58
	14	347	231	41	15	15	7	2	0	0	36
	15	151	96	16	3	6	3	0	1	0	26
	16	289	168	49	10	16	8	2	0	0	36
	17	57	30	12	5	1	1	0	1	0	7
	18	314	191	49	7	19	8	4	1	0	35
	20	453	245	92	15	18	15	7	1	0	60
	21	404	246	68	11	29	6	8	5	0	31
	22	202	137	24	3	4	3	2	0	0	29
Leg. Dist. 28		6,111	3,704	976	196	222	132	79	26	0	776
Leg. Dist. 29											
	1	53	43	2	1	1	0	2	1	0	3
	2	150	100	12	5	6	1	2	0	0	24
	3	18	16	0	0	0	1	0	0	0	1
	4	376	227	71	10	12	10	7	2	0	37

FAMILY COURT JUDGE  
DETAIL

LEGISLATIVE DISTRICT OR TOWN	ELECTION DISTRICT	TOTAL VOTES	MARITZA C. BUIRAGO	STACEY M. ROMEO	STACEY M. ROMEO	MARITZA C. BUIRAGO	STACEY M. ROMEO	MARITZA C. BUIRAGO	STACEY M. ROMEO	SCATTER	BLANK AND VOID
			DEM	REP	CON	WOR	IND	WEP	REF		
Leg. Dist. 29	5	398	279	56	8	14	0	6	3	0	32
	6	253	169	44	3	4	3	7	1	0	22
	7	243	134	55	11	10	6	5	1	1	20
	8	104	64	16	2	2	4	1	0	0	15
	9	557	352	75	13	10	11	6	3	0	87
	10	495	364	46	15	7	6	8	2	0	47
	11	334	200	64	14	8	7	9	0	1	31
	12	431	307	49	14	5	9	7	4	0	36
	13	276	218	9	1	6	3	5	0	0	34
	14	132	87	17	5	12	1	0	0	0	10
	15	389	283	30	5	8	5	3	1	1	53
	16	145	115	6	1	1	5	2	0	0	15
	17	233	129	41	16	6	5	3	3	0	30
	18	317	164	84	15	14	7	7	2	0	24
	19	222	153	27	5	5	5	0	1	0	26
	20	515	356	46	8	18	11	8	2	0	66
	21	395	252	75	14	9	12	5	1	0	27
	22	170	110	10	3	0	1	3	0	0	43
	23	302	201	27	6	15	3	2	1	0	47
	24	488	346	48	16	11	7	12	2	0	46
	25/28	462	291	73	10	10	6	7	1	0	64
	26	197	141	15	2	8	1	1	3	0	26
Leg. Dist. 29		<u>7,655</u>	<u>5,101</u>	<u>998</u>	<u>203</u>	<u>202</u>	<u>130</u>	<u>118</u>	<u>34</u>	<u>3</u>	<u>866</u>
CITY		70,007	44,119	10,739	2,030	2,661	1,467	1,147	292	46	7,506
Brighton	1	507	306	110	20	25	9	11	1	0	25
	2	324	143	114	18	13	7	4	1	0	24

FAMILY COURT JUDGE  
DETAIL

LEGISLATIVE DISTRICT OR TOWN	ELECTION DISTRICT	TOTAL VOTES	MARITZA C. BUIRAGO	STACEY M. ROMEO	STACEY M. ROMEO	MARITZA C. BUIRAGO	STACEY M. ROMEO	MARITZA C. BUIRAGO	STACEY M. ROMEO	SCATTER	BLANK AND VOID
			DEM	REP	CON	WOR	IND	WEP	REF		
Brighton	3	431	192	136	20	16	14	4	0	0	49
	4	431	263	94	9	26	11	11	1	1	15
	5	436	287	84	10	17	9	10	2	0	17
	6	593	321	169	22	21	13	10	3	0	34
	7	389	190	118	15	18	11	4	2	0	31
	8	450	197	197	10	10	12	6	1	0	17
	9	401	234	77	18	16	7	7	2	0	40
	10	484	303	119	15	10	7	7	1	0	22
	11	520	267	135	25	17	17	16	2	0	41
	12	546	338	119	18	16	11	8	0	1	35
	13	293	165	91	10	9	5	4	0	0	9
	14	366	227	65	7	16	11	10	2	0	28
	15	373	173	102	24	18	16	5	2	0	33
	16	293	117	135	17	0	5	0	0	0	19
	17	258	153	61	4	0	3	2	0	0	35
	18	419	253	96	12	16	5	8	0	0	29
	19	277	164	63	19	7	7	6	1	0	10
	20	353	203	88	13	11	5	6	1	0	26
	21	385	211	85	14	17	11	9	3	1	34
	22	443	230	136	18	7	7	8	2	0	35
	23	330	192	71	11	8	8	8	0	0	32
	24	476	227	161	31	13	10	5	1	0	28
	25	334	199	74	10	19	9	5	0	0	18
	26	345	149	129	18	13	10	5	0	0	21
	27	325	189	84	12	12	7	4	0	0	17
	28	567	322	156	16	20	8	10	1	0	34
	29	344	164	122	20	8	11	4	1	0	14

FAMILY COURT JUDGE  
DETAIL

LEGISLATIVE DISTRICT OR TOWN	ELECTION DISTRICT	TOTAL VOTES	MARITZA C. BUIRAGO	STACEY M. ROMEO	STACEY M. ROMEO	MARITZA C. BUIRAGO	STACEY M. ROMEO	MARITZA C. BUIRAGO	STACEY M. ROMEO	SCATTER	BLANK AND VOID
			DEM	REP	CON	WOR	IND	WEP	REF		
Brighton	30	787	467	192	17	24	14	6	1	2	64
	31	369	213	96	6	17	7	4	0	0	26
	32	467	264	123	15	24	12	7	0	0	22
	33	464	265	127	15	16	5	13	1	0	22
	34	429	224	115	30	13	16	10	1	0	20
	35	386	223	73	19	21	8	3	1	0	38
	36	407	209	89	17	10	15	19	4	1	43
	37	327	194	73	6	16	12	5	0	0	21
	38	466	250	136	18	13	9	9	1	1	29
	39	355	175	105	20	16	7	6	2	0	24
	40	701	418	164	23	17	20	11	5	0	43
	41	625	338	161	29	25	19	12	3	0	38
	42	143	68	47	9	5	8	3	1	0	2
	43	475	261	132	19	8	9	7	0	0	39
	44	175	86	46	4	5	4	6	2	0	22
	45	332	178	101	18	7	8	1	0	0	19
	46	253	140	64	8	3	3	1	1	0	33
Brighton		18,854	10,352	5,035	729	639	442	320	53	7	1,277
Chili	1	339	109	151	29	3	15	3	1	0	28
	2	526	94	303	46	12	20	7	4	0	40
	3	518	176	205	44	14	12	10	6	0	51
	4	346	93	179	35	5	8	1	1	0	24
	5	424	145	191	33	6	10	1	2	0	36
	6	441	134	197	48	7	9	6	0	0	40
	7	271	101	109	18	10	7	1	1	0	24
	8	454	95	259	45	10	11	2	3	0	29

FAMILY COURT JUDGE  
DETAIL

LEGISLATIVE DISTRICT OR TOWN	ELECTION DISTRICT	TOTAL VOTES	MARITZA C. BUIRAGO	STACEY M. ROMEO	STACEY M. ROMEO	MARITZA C. BUIRAGO	STACEY M. ROMEO	MARITZA C. BUIRAGO	STACEY M. ROMEO	SCATTER	BLANK AND VOID
			DEM	REP	CON	WOR	IND	WEP	REF		
Chili											
	9	435	131	210	32	10	20	4	1	0	27
	10	302	78	143	42	6	12	3	3	1	14
	11	473	143	234	34	8	14	3	4	0	33
	12	442	139	203	40	7	12	2	4	1	34
	13	630	164	333	52	9	21	3	4	0	44
	14	442	107	229	45	9	14	0	2	0	36
	15	371	114	171	38	2	13	6	1	0	26
	16	842	210	451	72	14	28	7	2	0	58
	17	1,024	250	555	77	15	26	5	2	0	94
	18	487	124	262	34	8	20	5	1	0	33
	19	413	146	190	18	9	6	3	3	0	38
	20	598	204	259	43	16	17	4	5	0	50
	21	301	98	139	23	6	10	0	1	1	23
	22	512	232	172	36	18	12	3	2	2	35
	23	349	92	178	30	6	12	1	3	0	27
	24	933	318	402	69	18	32	6	5	0	83
	25	386	168	124	26	11	17	3	2	0	35
	26	582	125	308	58	9	23	2	6	0	51
	27	416	127	187	39	10	12	8	1	1	31
	28	362	126	142	31	9	10	0	1	0	43
	29	285	78	133	28	10	10	3	4	0	19
	30	309	93	123	31	11	12	2	6	1	30
	31	430	140	208	23	8	8	5	1	0	37
	32	495	144	241	43	11	11	5	3	0	37
Chili		15,138	4,498	7,191	1,262	307	464	114	85	7	1,210

FAMILY COURT JUDGE  
DETAIL

LEGISLATIVE DISTRICT OR TOWN	ELECTION DISTRICT	TOTAL VOTES	MARITZA C. BUIRAGO	STACEY M. ROMEO	STACEY M. ROMEO	MARITZA C. BUIRAGO	STACEY M. ROMEO	MARITZA C. BUIRAGO	STACEY M. ROMEO	SCATTER	BLANK AND VOID
			DEM	REP	CON	WOR	IND	WEP	REF		
Clarkson											
	1	640	123	350	80	12	25	1	4	0	45
	2	88	13	48	10	3	2	0	0	0	12
	3	497	133	252	45	11	9	4	3	0	40
	4	716	143	398	81	12	28	4	0	0	50
	5	986	226	457	120	18	46	8	12	0	99
	6	402	102	204	35	8	22	4	0	0	27
		<u>3,329</u>	<u>740</u>	<u>1,709</u>	<u>371</u>	<u>64</u>	<u>132</u>	<u>21</u>	<u>19</u>	<u>0</u>	<u>273</u>
Clarkson											
East Rochester											
	1	488	184	191	25	6	21	6	2	0	53
	2	402	158	146	30	10	12	6	1	0	39
	3	369	129	145	30	12	13	4	2	0	34
	4	369	140	143	12	16	13	9	3	0	33
	5	363	148	117	27	14	21	9	1	0	26
	6	435	166	162	25	7	14	7	6	1	47
	7	384	139	150	29	16	17	5	4	1	23
		<u>2,810</u>	<u>1,064</u>	<u>1,054</u>	<u>178</u>	<u>81</u>	<u>111</u>	<u>46</u>	<u>19</u>	<u>2</u>	<u>255</u>
East Rochester											
Gates											
	1	271	104	105	24	11	10	4	2	0	11
	2	359	126	151	22	9	10	0	0	0	41
	3	385	127	170	26	8	17	6	1	1	29
	4	410	130	168	36	4	8	5	5	0	54
	5	442	141	203	41	6	12	3	2	0	34
	6	432	172	168	25	10	9	4	3	0	41
	7	816	208	431	64	11	29	4	0	0	69
	8	306	97	147	21	5	7	2	1	1	25
	9	469	177	197	23	7	20	3	2	0	40
	10	234	103	86	22	2	3	1	0	1	16



FAMILY COURT JUDGE  
DETAIL

LEGISLATIVE DISTRICT OR TOWN	ELECTION DISTRICT	TOTAL VOTES	MARITZA C. BUIRAGO	STACEY M. ROMEO	STACEY M. ROMEO	MARITZA C. BUIRAGO	STACEY M. ROMEO	MARITZA C. BUIRAGO	STACEY M. ROMEO	SCATTER	BLANK AND VOID
			DEM	REP	CON	WOR	IND	WEP	REF		
Gates	11	299	96	124	25	10	12	3	0	0	29
	12	282	106	103	13	5	8	4	1	0	42
	13	446	133	201	34	14	19	7	0	0	38
	14	327	103	147	21	5	17	2	0	0	32
	15	647	230	287	38	11	17	4	1	2	57
	16	316	126	134	15	3	11	4	1	0	22
	17	403	145	160	30	4	16	3	0	1	44
	18	455	121	234	39	5	6	2	2	0	46
	19	362	107	170	29	6	8	6	0	0	36
	20	363	110	169	30	6	20	5	0	0	23
	21	350	100	180	14	10	8	0	2	0	36
	22	298	104	126	29	7	6	4	1	0	21
	23	376	122	173	36	4	6	4	3	0	28
	24	676	234	286	46	17	19	6	0	0	68
	25	338	114	136	27	9	8	5	4	0	35
	26	493	127	254	44	11	17	3	2	0	35
	27	526	180	226	38	5	13	4	2	0	58
	28	327	98	160	22	6	6	0	1	0	34
	29	395	134	160	30	4	17	7	3	0	40
	30	256	89	116	19	6	4	0	0	0	22
	31	322	93	160	21	7	7	2	1	0	31
	32	424	130	188	39	7	15	4	2	0	39
	33	205	96	78	7	3	4	1	1	0	15
	34	369	121	167	20	4	12	3	2	0	40
	35	272	84	129	14	4	15	3	0	0	23
Gates		13,651	4,488	6,094	984	246	416	118	45	6	1,254

FAMILY COURT JUDGE  
DETAIL

LEGISLATIVE DISTRICT OR TOWN	ELECTION DISTRICT	TOTAL VOTES	MARITZA C. BUIRAGO	STACEY M. ROMEO	STACEY M. ROMEO	MARITZA C. BUIRAGO	STACEY M. ROMEO	MARITZA C. BUIRAGO	STACEY M. ROMEO	SCATTER	BLANK AND VOID
			DEM	REP	CON	WOR	IND	WEP	REF		
Greece											
	1	362	103	165	44	9	10	2	1	0	28
	2	460	96	227	56	18	19	5	1	1	37
	3	344	97	183	22	4	10	2	2	0	24
	4	333	104	157	35	2	8	2	2	0	23
	5	297	93	133	21	7	13	0	1	0	29
	6	325	113	127	22	7	18	5	2	0	31
	7	436	134	188	33	7	11	3	2	0	58
	8	394	110	176	30	15	15	3	1	1	43
	9	404	145	138	38	20	17	3	1	0	42
	10	361	133	145	26	8	19	6	2	0	22
	11	200	59	96	8	4	6	2	0	0	25
	12	266	82	119	21	6	12	2	2	0	22
	13	332	98	154	29	3	15	1	1	0	31
	14	287	93	124	26	7	11	2	2	0	22
	15	354	93	181	37	6	12	5	0	1	19
	16	278	87	130	24	5	12	2	1	0	17
	17	526	132	295	40	3	17	0	1	1	37
	18	457	127	238	37	8	14	4	1	0	28
	19	342	106	155	28	9	13	2	1	0	28
	20	385	117	148	41	11	24	6	0	0	38
	21	358	93	165	40	12	21	2	0	0	25
	22	323	109	147	20	9	9	3	0	0	26
	23	570	173	267	34	13	20	2	4	0	57
	24	553	117	306	48	6	24	2	1	0	49
	25	383	137	146	33	13	13	9	3	0	29
	26	290	87	120	27	8	16	3	0	0	29
	27	669	221	284	49	10	19	4	3	0	79

FAMILY COURT JUDGE  
DETAIL

LEGISLATIVE DISTRICT OR TOWN	ELECTION DISTRICT	TOTAL VOTES	MARITZA C. BUIRAGO	STACEY M. ROMEO	STACEY M. ROMEO	MARITZA C. BUIRAGO	STACEY M. ROMEO	MARITZA C. BUIRAGO	STACEY M. ROMEO	SCATTER	BLANK AND VOID
			DEM	REP	CON	WOR	IND	WEP	REF		
Greece											
	28	524	115	282	47	2	17	3	2	0	56
	29	407	129	195	35	4	16	2	1	0	25
	30	294	66	135	25	9	18	3	1	0	37
	31	325	111	149	21	3	8	5	3	0	25
	32	405	155	147	34	11	14	5	7	0	32
	33	520	115	268	57	7	20	4	0	0	49
	34	430	93	214	50	11	14	2	0	0	46
	35	391	98	180	37	12	16	1	2	0	45
	36	573	157	280	50	7	6	5	4	0	64
	37	279	65	139	36	5	11	3	1	0	19
	38	594	184	277	45	12	23	5	0	0	48
	39	286	84	143	30	3	10	2	0	0	14
	40	361	114	141	26	3	22	1	2	0	52
	41	464	130	219	46	11	14	4	1	0	39
	42	375	132	141	35	7	21	5	1	0	33
	43	435	100	220	58	7	12	2	2	0	34
	44	580	146	296	44	9	19	7	5	0	54
	45	689	149	389	63	3	21	2	0	0	62
	46	304	116	109	31	9	10	2	2	0	25
	47	410	130	175	44	13	19	3	4	0	22
	48	302	71	150	24	0	13	1	0	0	43
	49	293	74	161	20	5	10	2	2	0	19
	50	387	112	182	44	4	10	1	0	0	34
	51	264	79	132	17	4	8	0	0	0	24
	52	532	154	260	54	9	17	4	1	0	33
	53	443	209	141	25	13	12	3	1	0	39
	54	487	107	249	48	4	20	4	0	0	55

FAMILY COURT JUDGE  
DETAIL

LEGISLATIVE DISTRICT OR TOWN	ELECTION DISTRICT	TOTAL VOTES	MARITZA C. BUIRAGO	STACEY M. ROMEO	STACEY M. ROMEO	MARITZA C. BUIRAGO	STACEY M. ROMEO	MARITZA C. BUIRAGO	STACEY M. ROMEO	SCATTER	BLANK AND VOID
			DEM	REP	CON	WOR	IND	WEP	REF		
Greece											
	55	314	88	149	39	3	7	1	2	0	25
	56	489	130	225	42	14	21	8	3	0	46
	57	420	108	208	36	7	14	4	0	0	43
	58	530	150	260	46	8	17	2	0	1	46
	59	364	183	83	25	11	7	6	4	0	45
	60	367	110	177	26	4	18	1	4	0	27
	61	436	146	182	31	6	9	6	1	1	54
	62	540	177	235	47	6	18	5	3	0	49
	63	476	173	199	40	11	20	4	1	0	28
	64	346	85	193	24	2	9	4	0	0	29
	65	385	123	187	16	7	2	1	0	0	49
	66	234	77	107	27	2	5	2	1	0	13
	67	373	88	197	37	6	14	3	1	0	27
	68	491	123	243	48	8	16	6	1	0	46
	69	276	73	131	33	5	8	3	0	0	23
	70	1,122	247	653	86	9	34	7	2	1	83
	71	517	142	240	49	9	13	6	1	0	57
	72	599	143	316	60	4	12	2	3	0	59
	73	266	98	117	24	7	7	1	0	0	12
	74	438	174	164	27	10	20	4	2	0	37
	75	353	101	170	29	4	9	0	1	1	38
	76	326	52	204	29	4	9	3	2	0	23
	77	480	150	226	29	9	10	5	4	0	47
	78	310	77	153	26	7	13	2	3	0	29
	79	788	187	411	83	9	30	8	1	0	59
	80	548	130	294	55	4	8	4	0	0	53
	81	268	79	142	15	5	7	0	0	0	20

FAMILY COURT JUDGE  
DETAIL

LEGISLATIVE DISTRICT OR TOWN	ELECTION DISTRICT	TOTAL VOTES	MARITZA C. BUIRAGO	STACEY M. ROMEO	STACEY M. ROMEO	MARITZA C. BUIRAGO	STACEY M. ROMEO	MARITZA C. BUIRAGO	STACEY M. ROMEO	SCATTER	BLANK AND VOID
			DEM	REP	CON	WOR	IND	WEP	REF		
Greece											
	82	514	206	170	42	18	18	5	4	0	51
	83	278	107	117	17	4	7	1	0	0	25
	84	501	162	227	49	11	17	2	1	0	32
	85	526	139	258	60	10	22	1	1	1	34
	86	516	139	275	41	3	8	2	2	0	46
	87	379	103	171	39	10	16	1	1	0	38
	88	423	131	192	41	5	10	3	4	0	37
	89	349	92	162	28	8	15	0	2	0	42
	90	535	111	288	57	3	22	0	6	1	47
	91	735	177	395	67	6	26	4	5	0	55
	92	686	212	300	61	5	20	3	4	1	80
	93	591	201	248	44	11	23	7	1	1	55
	94	484	126	247	43	12	18	2	1	0	35
	95	324	108	150	13	8	10	4	2	0	29
	96	538	176	233	52	10	25	2	4	1	35
	97	743	187	399	69	12	15	5	2	0	54
	98	762	211	364	57	17	31	4	2	0	76
	99	485	104	259	47	6	15	4	2	0	48
	100	652	170	335	55	12	20	4	5	0	51
	101	283	65	155	31	5	5	1	2	0	19
	102	673	151	355	54	15	24	4	2	0	68
	103	503	131	272	47	6	10	2	2	0	33
	104	357	99	170	30	3	22	2	1	0	30
	105	568	118	332	50	4	16	1	2	0	45
	106	412	95	225	41	5	10	1	1	0	34
	107	344	70	197	24	9	7	2	0	0	35
	108	353	73	189	36	5	12	2	0	0	36

FAMILY COURT JUDGE  
DETAIL

LEGISLATIVE DISTRICT OR TOWN	ELECTION DISTRICT	TOTAL VOTES	MARITZA C. BUIRAGO	STACEY M. ROMEO	STACEY M. ROMEO	MARITZA C. BUIRAGO	STACEY M. ROMEO	MARITZA C. BUIRAGO	STACEY M. ROMEO	SCATTER	BLANK AND VOID
			DEM	REP	CON	WOR	IND	WEP	REF		
Greece	109	617	176	303	36	12	26	7	0	1	56
Greece		47,830	13,508	22,942	4,175	833	1,626	337	176	14	4,219
Hamlin	1	452	99	221	49	18	22	1	4	0	38
	2	473	87	262	66	8	16	7	2	0	25
	3	482	99	238	61	5	25	3	0	1	50
	4	340	63	197	41	4	11	1	0	1	22
	5	426	87	235	47	12	15	1	2	0	27
	6	371	103	183	34	7	11	1	0	2	30
	7	547	104	297	55	12	19	6	2	0	52
	8	331	64	175	37	10	13	5	0	2	25
	9	283	43	161	24	3	15	1	2	0	34
	10	509	107	270	49	5	20	1	1	1	55
Hamlin		4,214	856	2,239	463	84	167	27	13	7	358
Henrietta	1	533	178	231	34	15	15	7	5	0	48
	2	422	156	166	24	14	6	7	0	0	49
	3	318	180	79	11	8	4	11	1	0	24
	4	509	263	155	22	16	10	8	1	0	34
	5	459	172	175	39	8	13	3	4	0	45
	6	435	147	183	36	10	17	7	0	0	35
	7	354	149	127	34	7	8	2	3	0	24
	8	431	147	187	26	14	16	5	3	0	33
	9	372	167	135	27	3	10	2	1	0	27
	10	435	157	182	35	11	7	5	0	0	38
	11	426	206	140	24	13	6	0	1	1	35
	12	409	126	183	32	7	19	8	0	0	34

FAMILY COURT JUDGE  
DETAIL

LEGISLATIVE DISTRICT OR TOWN	ELECTION DISTRICT	TOTAL VOTES	MARITZA C. BUIRAGO	STACEY M. ROMEO	STACEY M. ROMEO	MARITZA C. BUIRAGO	STACEY M. ROMEO	MARITZA C. BUIRAGO	STACEY M. ROMEO	SCATTER	BLANK AND VOID
			DEM	REP	CON	WOR	IND	WEP	REF		
Henrietta											
	13	728	332	255	40	13	12	7	5	0	64
	14	424	173	153	25	12	12	2	3	0	44
	15	558	200	229	27	26	18	3	4	0	51
	16	302	129	105	22	15	4	4	4	0	19
	17	486	190	178	42	10	17	7	2	1	39
	18	524	206	200	28	7	14	5	1	0	63
	19	396	151	177	22	6	7	8	1	1	23
	20	740	287	305	38	15	18	15	3	0	59
	21	348	130	137	31	7	8	5	1	0	29
	22	639	268	242	46	17	10	7	4	0	45
	23	471	207	171	29	14	11	6	2	0	31
	24	573	244	184	27	22	16	13	1	0	66
	25	394	137	160	35	12	10	4	2	0	34
	26	854	287	378	69	14	20	6	3	0	77
	27	729	270	319	43	8	23	2	4	0	60
	28	508	175	227	38	10	16	9	2	1	30
	29	1,427	641	493	86	33	33	12	7	2	120
	30	1,056	495	357	51	23	24	5	7	0	94
	31	324	165	86	16	3	8	4	3	0	39
	32	665	302	259	32	9	20	7	1	0	35
	33	346	125	136	22	17	10	3	2	1	30
	34	309	144	105	14	15	4	3	0	0	24
	35	635	238	281	47	4	15	5	5	0	40
Henrietta		18,539	7,544	7,080	1,174	438	461	207	86	7	1,542
Irondequoit											
	1	654	255	236	47	16	21	2	1	0	76
	2	325	126	126	21	4	19	2	4	0	23

FAMILY COURT JUDGE  
DETAIL

LEGISLATIVE DISTRICT OR TOWN	ELECTION DISTRICT	TOTAL VOTES	MARITZA C. BUIRAGO	STACEY M. ROMEO	STACEY M. ROMEO	MARITZA C. BUIRAGO	STACEY M. ROMEO	MARITZA C. BUIRAGO	STACEY M. ROMEO	SCATTER	BLANK AND VOID
			DEM	REP	CON	WOR	IND	WEP	REF		
Irondequoit											
	3	519	199	179	35	22	27	4	0	0	53
	4	218	66	92	21	7	9	3	2	0	18
	5	444	176	157	22	19	12	5	2	0	51
	6	643	261	237	42	32	28	11	2	0	30
	7	537	185	242	45	8	16	6	1	1	33
	8	417	137	195	33	4	15	4	3	0	26
	9	430	149	200	22	4	13	2	6	0	34
	10	405	146	177	29	10	7	4	1	1	30
	11	248	100	96	15	4	10	5	0	0	18
	12	372	164	102	21	12	15	7	2	0	49
	13	552	268	171	35	15	18	5	1	0	39
	14	547	196	224	38	9	26	8	1	0	45
	15	497	175	225	38	11	14	3	2	0	29
	16	675	278	267	36	16	24	5	4	2	43
	17	289	104	110	18	6	15	8	3	0	25
	18	429	147	170	26	12	19	6	1	0	48
	19	510	261	124	15	17	14	11	7	0	61
	20	370	117	175	21	7	14	1	2	0	33
	21	412	174	150	26	16	18	3	2	0	23
	22	428	170	151	34	22	12	5	2	0	32
	23	399	166	143	21	14	12	3	2	1	37
	24	374	159	129	28	15	7	5	6	0	25
	25	396	142	145	30	16	21	8	0	0	34
	26	323	158	109	9	7	3	3	0	0	34
	27	265	86	110	23	5	19	3	3	0	16
	28	354	103	170	23	4	12	3	1	0	38
	29	377	152	149	20	9	11	3	2	0	31



FAMILY COURT JUDGE  
DETAIL

LEGISLATIVE DISTRICT OR TOWN	ELECTION DISTRICT	TOTAL VOTES	MARITZA C. BUIRAGO	STACEY M. ROMEO	STACEY M. ROMEO	MARITZA C. BUIRAGO	STACEY M. ROMEO	MARITZA C. BUIRAGO	STACEY M. ROMEO	SCATTER	BLANK AND VOID
			DEM	REP	CON	WOR	IND	WEP	REF		
Irondequoit											
	30	382	132	168	26	3	25	4	2	0	22
	31	508	235	156	36	15	22	7	0	0	37
	32	454	194	159	24	9	18	8	1	0	41
	33	322	112	125	24	6	21	3	0	0	31
	34	626	218	289	41	4	19	2	2	0	51
	35	314	135	101	17	9	13	4	1	0	34
	36	318	175	80	15	10	15	6	0	0	17
	37	336	111	144	14	10	14	4	2	1	36
	38	287	146	73	9	12	8	4	3	0	32
	39	157	53	65	6	2	2	1	1	0	27
	40	242	79	104	14	4	16	7	2	0	16
	41	403	169	142	21	9	14	9	1	0	38
	42	440	146	197	27	19	17	2	5	0	27
	43	364	153	129	28	8	10	4	2	0	30
	44	720	211	346	34	15	38	8	1	0	67
	45	317	122	122	19	10	15	3	3	1	22
	46	394	125	179	16	7	16	1	3	0	47
	47	156	64	72	7	2	1	2	0	0	8
	48	369	122	165	34	6	16	5	3	0	18
	49	533	198	218	41	9	22	4	2	0	39
	50	346	168	106	17	9	9	3	3	0	31
	51	488	178	194	36	12	22	7	4	1	34
	52	479	198	174	23	9	24	6	4	0	41
	53	380	139	150	24	12	11	1	2	0	41
	54	126	46	45	10	2	8	0	1	0	14
	55	460	221	145	19	14	22	5	0	0	34
	56	346	150	135	16	9	8	2	0	0	26

FAMILY COURT JUDGE  
DETAIL

LEGISLATIVE DISTRICT OR TOWN	ELECTION DISTRICT	TOTAL VOTES	MARITZA C. BUIRAGO	STACEY M. ROMEO	STACEY M. ROMEO	MARITZA C. BUIRAGO	STACEY M. ROMEO	MARITZA C. BUIRAGO	STACEY M. ROMEO	SCATTER	BLANK AND VOID
			DEM	REP	CON	WOR	IND	WEP	REF		
Irondequoit											
	57	556	201	227	32	12	19	6	2	0	57
	58	491	206	163	34	13	15	5	3	0	52
	59	364	134	137	31	6	8	4	3	1	40
	60	427	125	166	39	7	30	4	1	0	55
	61	503	182	201	30	13	20	5	2	0	50
	62	423	142	179	38	7	21	7	1	0	28
	63	328	111	142	22	9	15	4	2	0	23
	64	202	110	36	1	5	7	6	0	0	37
	65	300	142	97	17	12	5	1	1	0	25
	66	246	154	48	8	3	6	2	1	0	24
	67	311	109	125	16	9	10	1	0	0	41
	68	425	178	164	25	7	14	3	2	0	32
		<u>27,252</u>	<u>10,614</u>	<u>10,429</u>	<u>1,685</u>	<u>682</u>	<u>1,047</u>	<u>298</u>	<u>129</u>	<u>9</u>	<u>2,359</u>
Irondequoit											
Mendon											
	1	754	273	338	48	7	22	7	4	1	54
	2	603	219	238	48	18	16	5	2	1	56
	3	709	221	321	84	14	26	3	2	0	38
	4	524	186	224	22	18	11	7	5	0	51
	5	659	215	288	74	15	20	3	2	0	42
	6	645	216	287	59	17	19	5	4	0	38
	7	720	238	352	59	2	17	6	4	0	42
	8	304	112	131	24	11	12	2	0	0	12
	9	559	170	255	46	16	23	10	1	0	38
		<u>5,477</u>	<u>1,850</u>	<u>2,434</u>	<u>464</u>	<u>118</u>	<u>166</u>	<u>48</u>	<u>24</u>	<u>2</u>	<u>371</u>
Mendon											
Ogden											
	1	449	124	225	47	7	5	3	2	0	36
	2	492	121	244	46	8	27	5	1	0	40

FAMILY COURT JUDGE  
DETAIL

LEGISLATIVE DISTRICT OR TOWN	ELECTION DISTRICT	TOTAL VOTES	MARITZA C. BUIRAGO	STACEY M. ROMEO	STACEY M. ROMEO	MARITZA C. BUIRAGO	STACEY M. ROMEO	MARITZA C. BUIRAGO	STACEY M. ROMEO	SCATTER	BLANK AND VOID
			DEM	REP	CON	WOR	IND	WEP	REF		
Ogden	3	737	176	393	65	10	25	10	2	0	56
	4	458	114	235	57	7	13	1	0	0	31
	5	448	79	246	57	8	26	4	2	0	26
	6	625	168	302	54	9	21	4	2	1	64
	7	321	59	166	37	9	12	3	1	0	34
	8	604	130	335	54	3	18	10	1	0	53
	9	487	140	223	40	12	12	6	3	0	51
	10	509	121	261	62	11	12	1	3	0	38
	11	533	108	278	59	11	19	3	1	0	54
	12	638	135	338	60	6	28	6	1	1	63
	13	487	114	255	55	9	16	2	4	0	32
	14	466	112	240	43	9	24	2	3	0	33
	15	656	132	376	69	13	15	6	1	0	44
	16	331	60	188	39	4	5	2	1	0	32
	17	450	102	244	34	6	16	4	1	0	43
	18	708	178	358	67	22	32	3	4	1	43
	19	617	144	323	59	7	26	2	4	0	52
	20	585	120	293	90	7	26	5	3	0	41
Ogden		10,601	2,437	5,523	1,094	178	378	82	40	3	866
Parma	1	583	115	317	77	5	24	3	3	0	39
	2	637	119	352	67	11	20	4	2	0	62
	3	479	92	273	48	9	12	3	0	0	42
	4	517	83	284	68	10	18	6	2	0	46
	5	373	61	199	54	7	13	3	1	0	35
	6	250	36	151	29	3	9	1	1	0	20
	7	492	89	283	60	3	17	1	0	0	39

FAMILY COURT JUDGE  
DETAIL

LEGISLATIVE DISTRICT OR TOWN	ELECTION DISTRICT	TOTAL VOTES	MARITZA C. BUIRAGO	STACEY M. ROMEO	STACEY M. ROMEO	MARITZA C. BUIRAGO	STACEY M. ROMEO	MARITZA C. BUIRAGO	STACEY M. ROMEO	SCATTER	BLANK AND VOID
			DEM	REP	CON	WOR	IND	WEP	REF		
Parma	8	642	142	342	67	10	18	4	1	0	58
	9	545	125	288	60	5	14	6	4	0	43
	10	544	87	281	92	9	19	6	2	0	48
	11	581	143	284	65	10	25	6	0	0	48
	12	657	170	328	55	15	30	8	2	0	49
	13	932	173	525	93	18	28	10	2	0	83
	14	464	103	237	49	7	17	3	1	0	47
	15	597	94	322	69	11	27	6	4	0	64
Parma		8,293	1,632	4,466	953	133	291	70	25	0	723
Penfield	1	249	94	95	19	4	7	3	0	0	27
	2	460	185	192	31	8	14	7	2	0	21
	3	443	135	217	44	8	14	3	1	0	21
	4	667	150	337	84	8	28	7	3	0	50
	5	495	179	195	41	21	22	5	1	0	31
	6	430	126	228	30	5	11	4	1	0	25
	7	458	180	176	32	11	17	8	4	0	30
	8	392	111	177	35	13	17	3	4	1	31
	9	561	269	186	29	13	14	11	1	0	38
	10	380	131	161	27	10	12	3	0	0	36
	11	310	116	127	19	6	7	2	3	0	30
	12	486	207	194	31	9	13	3	4	0	25
	13	670	219	308	51	11	17	7	2	0	55
	14	618	130	337	60	13	22	4	2	0	50
	15	742	276	317	51	16	20	6	2	0	54
	16	224	86	101	6	7	8	2	0	0	14
	17	496	164	216	38	15	18	7	5	0	33

FAMILY COURT JUDGE  
DETAIL

LEGISLATIVE DISTRICT OR TOWN	ELECTION DISTRICT	TOTAL VOTES	MARITZA C. BUIRAGO	STACEY M. ROMEO	STACEY M. ROMEO	MARITZA C. BUIRAGO	STACEY M. ROMEO	MARITZA C. BUIRAGO	STACEY M. ROMEO	SCATTER	BLANK AND VOID
			DEM	REP	CON	WOR	IND	WEP	REF		
Penfield	18	374	138	157	19	10	18	3	2	0	27
	19	714	284	287	41	10	22	8	3	1	58
	20	579	202	269	44	6	14	3	3	0	38
	21	563	225	205	29	14	17	11	2	1	59
	22	492	200	184	31	13	15	8	3	0	38
	23	671	234	300	44	13	17	7	2	1	53
	24	654	220	289	57	11	27	7	4	0	39
	25	426	125	221	30	3	8	5	1	0	33
	26	340	109	151	27	9	6	4	2	0	32
	27	526	208	217	43	11	17	3	2	0	25
	28	451	157	184	32	8	14	4	4	0	48
	29	690	283	261	46	15	24	5	3	0	53
	30	859	284	422	69	12	17	5	2	0	48
	31	315	132	131	17	9	5	2	0	1	18
	32	334	150	135	14	7	3	1	0	0	24
	33	449	153	187	42	10	20	7	3	0	27
	34	472	158	230	33	5	11	0	1	0	34
	35	722	270	307	44	7	30	8	2	1	53
	36	511	183	225	28	17	15	12	1	0	30
	37	917	270	473	64	5	32	2	4	0	67
	38	333	94	171	23	7	12	1	0	0	25
	39	400	121	183	40	6	12	8	0	0	30
	40	659	209	340	28	10	15	7	3	2	45
	41	639	180	351	37	6	17	3	1	1	43
	42	476	141	241	28	7	16	3	3	0	37
Penfield		21,647	7,488	9,685	1,538	409	665	212	86	9	1,555

FAMILY COURT JUDGE  
DETAIL

LEGISLATIVE DISTRICT OR TOWN	ELECTION DISTRICT	TOTAL VOTES	MARITZA C. BUIRAGO	STACEY M. ROMEO	STACEY M. ROMEO	MARITZA C. BUIRAGO	STACEY M. ROMEO	MARITZA C. BUIRAGO	STACEY M. ROMEO	SCATTER	BLANK AND VOID
			DEM	REP	CON	WOR	IND	WEP	REF		
Perinton											
	1	757	277	343	61	3	25	8	0	0	40
	2	574	224	240	39	7	16	7	4	0	37
	3	404	138	178	37	9	7	9	1	1	24
	4	417	160	162	31	12	16	8	2	0	26
	5	298	108	121	17	9	12	4	2	0	25
	6	417	189	157	18	12	11	1	3	0	26
	7	552	233	209	34	12	21	8	1	0	34
	8	472	188	190	41	5	15	4	2	0	27
	9	667	210	325	48	10	19	5	4	0	46
	10	542	213	219	34	8	17	8	3	0	40
	11	349	128	132	31	9	14	3	1	0	31
	12	443	176	181	28	13	12	4	2	0	27
	13	404	122	219	25	3	11	2	3	0	19
	14	482	173	204	36	7	18	7	2	0	35
	15	544	169	245	32	10	26	8	1	1	52
	16	377	153	160	24	6	7	2	2	0	23
	17	499	193	217	25	10	13	8	2	0	31
	18	491	179	192	41	7	18	4	2	0	48
	19	463	147	216	42	8	17	3	2	0	28
	20	460	170	206	32	6	13	5	0	0	28
	21	566	205	246	39	16	11	7	4	0	38
	22	344	112	150	22	8	12	8	3	0	29
	23	730	248	335	46	15	20	8	1	0	57
	24	767	257	381	37	8	15	8	1	0	60
	25	380	186	121	18	12	10	7	2	0	24
	26	487	177	216	39	9	12	5	2	0	27
	27	391	121	196	29	6	9	3	1	0	26

FAMILY COURT JUDGE  
DETAIL

LEGISLATIVE DISTRICT OR TOWN	ELECTION DISTRICT	TOTAL VOTES	MARITZA C. BUIRAGO	STACEY M. ROMEO	STACEY M. ROMEO	MARITZA C. BUIRAGO	STACEY M. ROMEO	MARITZA C. BUIRAGO	STACEY M. ROMEO	SCATTER	BLANK AND VOID
			DEM	REP	CON	WOR	IND	WEP	REF		
Perinton											
	28	388	135	177	20	10	14	5	2	0	25
	29	295	115	127	18	8	5	1	1	0	20
	30	510	179	224	36	10	16	4	2	0	39
	31	561	215	239	38	6	15	5	3	0	40
	32	447	163	187	40	6	10	6	2	0	33
	33	517	211	217	33	13	15	5	2	0	21
	34	564	182	264	38	6	12	9	1	0	52
	35	411	149	176	34	3	9	9	2	0	29
	36	342	158	127	19	6	6	5	3	0	18
	37	493	177	217	32	18	6	6	1	0	36
	38	618	205	280	46	9	27	3	0	0	48
	39	638	203	317	44	9	25	2	2	0	36
	40	374	126	154	28	12	10	4	1	0	39
	41	331	105	145	27	3	20	5	0	0	26
	42	529	211	186	43	10	18	12	4	0	45
	43	876	291	415	58	14	20	9	3	1	65
	44	407	167	171	29	5	11	4	0	1	19
	45	856	291	421	63	8	18	5	3	0	47
	46	301	116	116	24	6	8	6	1	1	23
	47	582	191	262	49	9	17	4	4	1	45
	48	415	154	183	30	2	19	2	3	0	22
	49	403	126	201	32	5	9	2	1	0	27
	50	238	137	47	7	10	7	4	5	0	21
	51	623	164	349	47	9	11	5	4	0	34
	52	543	194	255	36	5	9	2	0	0	42
	53	397	161	162	23	6	14	6	4	0	21
	54	863	277	458	45	9	22	3	3	0	46

FAMILY COURT JUDGE  
DETAIL

LEGISLATIVE DISTRICT OR TOWN	ELECTION DISTRICT	TOTAL VOTES	MARITZA C. BUIRAGO	STACEY M. ROMEO	STACEY M. ROMEO	MARITZA C. BUIRAGO	STACEY M. ROMEO	MARITZA C. BUIRAGO	STACEY M. ROMEO	SCATTER	BLANK AND VOID
			DEM	REP	CON	WOR	IND	WEP	REF		
Perinton	55	480	163	259	18	3	11	8	2	0	16
	56	791	252	408	47	9	19	6	3	0	47
Perinton		28,070	10,074	12,505	1,910	469	800	301	115	6	1,890
Pittsford	1	397	190	141	20	13	6	2	6	0	19
	2	421	219	120	27	6	12	6	1	1	29
	3	674	255	301	24	6	12	4	1	1	70
	4	591	250	243	36	6	9	7	4	0	36
	5	376	194	109	18	15	11	4	1	0	24
	6	359	185	98	13	5	9	8	2	0	39
	7	218	110	69	12	5	3	0	1	0	18
	8	467	178	215	28	2	8	2	0	0	34
	9	491	191	207	30	14	12	7	2	0	28
	10	652	225	312	37	11	14	4	0	1	48
	11	392	141	160	37	7	9	2	1	0	35
	12	498	208	207	25	6	9	5	2	0	36
	13	328	139	116	26	11	8	1	0	0	27
	14	592	246	246	40	5	8	7	2	1	37
	15	413	168	145	21	15	16	8	0	0	40
	16	417	182	155	22	11	18	5	0	0	24
	17	605	293	201	28	11	15	10	2	0	45
	18	426	190	163	20	12	8	5	1	1	26
	19	305	107	128	33	3	7	1	2	0	24
	20	502	236	173	27	7	13	7	1	0	38
	21	516	239	198	27	5	11	6	2	1	27
	22	585	277	240	29	3	9	3	2	0	22
	23	412	157	168	33	7	13	7	1	0	26



FAMILY COURT JUDGE  
DETAIL

LEGISLATIVE DISTRICT OR TOWN	ELECTION DISTRICT	TOTAL VOTES	MARITZA C. BUIRAGO	STACEY M. ROMEO	STACEY M. ROMEO	MARITZA C. BUIRAGO	STACEY M. ROMEO	MARITZA C. BUIRAGO	STACEY M. ROMEO	SCATTER	BLANK AND VOID
			DEM	REP	CON	WOR	IND	WEP	REF		
Pittsford											
	24	537	215	226	33	5	8	5	1	1	43
	25	583	238	243	30	11	14	3	1	1	42
	26	481	184	202	23	14	18	5	3	0	32
	27	447	200	162	29	12	13	1	2	2	26
	28	427	192	165	16	13	9	2	0	1	29
	29	453	146	209	29	9	14	3	0	0	43
	30	431	204	171	15	5	7	4	0	1	24
	31	592	246	266	27	7	10	5	1	0	30
	32	522	233	208	25	6	10	1	2	0	37
	33	734	262	337	46	17	20	8	2	0	42
	34	850	359	365	33	9	18	7	4	0	55
Pittsford		16,694	7,059	6,669	919	294	381	155	50	12	1,155
Riga											
	1	779	199	393	83	12	25	10	1	0	56
	2	592	134	333	60	15	14	2	3	0	31
	3	377	99	188	37	2	12	3	2	0	34
	4	506	104	285	50	7	21	5	1	0	33
	5	491	87	303	44	2	15	1	1	0	38
	6	476	90	250	73	7	15	5	2	0	34
Riga		3,221	713	1,752	347	45	102	26	10	0	226
Rush											
	1	605	166	290	59	10	19	7	1	0	53
	2	422	101	208	55	6	11	9	0	0	32
	3	575	210	235	48	18	19	7	3	0	35
	4	587	178	264	52	15	19	5	2	0	52
Rush		2,189	655	997	214	49	68	28	6	0	172

FAMILY COURT JUDGE  
DETAIL

LEGISLATIVE DISTRICT OR TOWN	ELECTION DISTRICT	TOTAL VOTES	MARITZA C. BUIRAGO	STACEY M. ROMEO	STACEY M. ROMEO	MARITZA C. BUIRAGO	STACEY M. ROMEO	MARITZA C. BUIRAGO	STACEY M. ROMEO	SCATTER	BLANK AND VOID
			DEM	REP	CON	WOR	IND	WEP	REF		
Sweden											
	1	509	154	208	45	13	22	10	3	0	54
	2	281	117	82	21	11	10	4	1	0	35
	3	566	216	198	58	20	22	8	7	0	37
	4	580	175	249	61	13	21	4	4	0	53
	5	137	60	47	8	3	3	3	1	0	12
	6	433	143	166	50	14	18	9	0	1	32
	7	481	167	201	56	11	15	5	0	0	26
	8	421	95	197	64	11	16	4	0	0	34
	9	430	132	180	40	7	19	6	2	0	44
	10	672	138	340	82	6	23	2	6	2	73
	11	182	66	57	20	12	6	2	1	0	18
	12	444	95	227	69	5	6	4	3	0	35
Sweden		5,136	1,558	2,152	574	126	181	61	28	3	453
Webster											
	1	477	160	222	42	7	13	6	2	0	25
	2	764	302	312	32	28	19	10	11	0	50
	3	607	212	274	51	8	15	7	1	0	39
	4	274	78	138	17	7	5	4	1	0	24
	5	496	161	225	39	10	12	5	0	0	44
	6	435	156	205	28	3	12	6	0	0	25
	7	555	183	253	43	8	12	6	1	0	49
	8	446	121	233	43	4	9	2	3	0	31
	9	504	135	248	51	9	16	5	2	0	38
	10	1,061	311	526	92	10	26	9	4	1	82
	11	560	148	291	43	11	15	3	1	0	48
	12	625	175	320	46	6	14	7	2	0	55
	13	466	151	218	44	11	13	5	1	0	23

FAMILY COURT JUDGE  
DETAIL

LEGISLATIVE DISTRICT OR TOWN	ELECTION DISTRICT	TOTAL VOTES	MARITZA C. BUIRAGO	STACEY M. ROMEO	STACEY M. ROMEO	MARITZA C. BUIRAGO	STACEY M. ROMEO	MARITZA C. BUIRAGO	STACEY M. ROMEO	SCATTER	BLANK AND VOID
			DEM	REP	CON	WOR	IND	WEP	REF		
Webster											
	14	443	162	194	30	6	15	2	4	0	30
	15	385	123	175	31	6	15	4	3	0	28
	16	687	229	321	53	8	16	2	1	0	57
	17	484	119	262	36	6	17	7	0	1	36
	18	371	117	175	26	5	12	4	2	0	30
	19	777	221	393	72	11	18	5	7	0	50
	20	703	189	363	66	6	24	0	3	0	52
	21	638	181	333	45	17	9	6	2	0	45
	22	545	163	251	53	14	13	1	1	1	48
	23	436	132	211	35	13	17	5	0	0	23
	24	1,221	364	567	123	12	33	12	4	0	106
	25	261	66	142	17	5	9	2	0	0	20
	26	565	169	266	45	7	24	4	4	2	44
	27	645	201	323	46	6	14	5	2	0	48
	28	517	155	251	40	5	14	6	2	0	44
	29	349	126	154	24	7	10	4	1	0	23
	30	381	182	108	23	13	8	7	1	0	39
	31	612	159	312	59	9	11	7	1	0	54
	32	691	199	347	67	9	20	3	4	0	42
	33	517	151	240	39	14	19	5	1	0	48
	34	303	96	148	18	3	7	3	1	0	27
	35	368	122	157	42	8	11	3	2	0	23
	36	451	147	212	41	5	13	2	1	0	30
	37	876	271	426	55	21	28	5	2	0	68
	38	557	209	240	30	6	19	6	3	0	44
	39	474	171	207	32	3	16	9	2	0	34
	40	1,122	407	495	72	15	17	10	6	0	100

FAMILY COURT JUDGE  
DETAIL

LEGISLATIVE DISTRICT OR TOWN	ELECTION DISTRICT	TOTAL VOTES	MARITZA C. BUIRAGO	STACEY M. ROMEO	STACEY M. ROMEO	MARITZA C. BUIRAGO	STACEY M. ROMEO	MARITZA C. BUIRAGO	STACEY M. ROMEO	SCATTER	BLANK AND VOID
			DEM	REP	CON	WOR	IND	WEP	REF		
Webster											
	41	693	188	348	61	10	20	3	0	0	63
	42	556	160	252	54	7	17	5	3	0	58
	43	443	149	218	31	7	7	4	2	0	25
Webster		<u>24,341</u>	<u>7,621</u>	<u>11,556</u>	<u>1,937</u>	<u>386</u>	<u>654</u>	<u>216</u>	<u>94</u>	<u>5</u>	<u>1,872</u>
Wheatland											
	1	449	152	175	49	17	9	10	1	0	36
	2	471	121	224	53	4	17	4	1	0	47
	3	602	204	261	46	13	23	8	1	0	46
	4	502	163	208	51	8	17	4	2	0	49
	5	534	113	278	73	7	24	2	2	0	35
Wheatland		<u>2,558</u>	<u>753</u>	<u>1,146</u>	<u>272</u>	<u>49</u>	<u>90</u>	<u>28</u>	<u>7</u>	<u>0</u>	<u>213</u>
TOWNS		<u>279,844</u>	<u>95,504</u>	<u>122,658</u>	<u>21,243</u>	<u>5,630</u>	<u>8,642</u>	<u>2,715</u>	<u>1,110</u>	<u>99</u>	<u>22,243</u>
GRAND TOTAL:		<u>349,851</u>	<u>139,623</u>	<u>133,397</u>	<u>23,273</u>	<u>8,291</u>	<u>10,109</u>	<u>3,862</u>	<u>1,402</u>	<u>145</u>	<u>29,749</u>

COUNTY CLERK  
SUMMARY

LEGISLATIVE DISTRICT OR TOWN	TOTAL VOTES	ADAM J. BELLO	CHERYL ROZZI	CHERYL ROZZI	ADAM J. BELLO	CHERYL ROZZI	CHERYL ROZZI	SCATTER	BLANK AND VOID
		DEM	REP	CON	WOR	IND	REF		
Leg. Dist. 07	908	480	278	41	36	22	2	0	49
Leg. Dist. 16	8	8	0	0	0	0	0	0	0
Leg. Dist. 21	8,979	6,172	1,203	234	494	179	34	10	653
Leg. Dist. 22	6,703	4,950	526	105	173	80	18	2	849
Leg. Dist. 23	10,208	6,590	1,770	288	637	241	48	3	631
Leg. Dist. 24	6,251	4,085	934	153	486	112	31	2	448
Leg. Dist. 25	7,606	5,533	668	124	322	102	31	6	820
Leg. Dist. 26	5,807	3,185	1,451	286	286	140	23	1	435
Leg. Dist. 27	9,771	7,201	995	181	361	137	40	0	856
Leg. Dist. 28	6,111	3,916	924	187	257	136	28	1	662
Leg. Dist. 29	7,655	5,270	969	176	283	116	25	2	814
CITY	70,007	47,390	9,718	1,775	3,335	1,265	280	27	6,217
Brighton	18,854	11,579	4,409	646	882	355	41	14	928
Chili	15,138	6,220	6,017	1,088	582	356	58	5	812
Clarkson	3,329	1,103	1,482	325	128	100	16	0	175
East Rochester	2,810	1,318	908	161	145	86	14	1	177
Gates	13,651	6,024	5,138	817	463	341	42	8	818
Greece	47,830	20,403	18,306	3,505	1,768	1,126	147	9	2,566
Hamlin	4,214	1,367	1,921	417	164	129	12	6	198
Henrietta	18,539	9,305	6,014	1,042	671	386	77	10	1,034
Irondequoit	27,252	16,467	6,380	1,183	1,478	488	61	9	1,186
Mendon	5,477	2,284	2,166	435	180	139	21	1	251
Ogden	10,601	3,722	4,745	980	362	286	37	3	466
Parma	8,293	2,781	3,714	799	318	219	17	0	445
Penfield	21,647	10,026	7,998	1,320	727	498	73	4	1,001
Perinton	28,070	13,093	10,557	1,705	805	633	93	8	1,176
Pittsford	16,694	8,443	5,885	802	414	333	43	7	767
Riga	3,221	1,107	1,480	297	111	83	12	1	130
Rush	2,189	864	877	190	89	52	5	0	112
Sweden	5,136	2,065	1,885	493	231	165	24	4	269
Webster	24,341	10,926	9,282	1,687	795	459	74	9	1,109
Wheatland	2,558	1,004	992	243	92	75	7	0	145
TOWNS	279,844	130,101	100,156	18,135	10,405	6,309	874	99	13,765
GRAND TOTAL:	349,851	177,491	109,874	19,910	13,740	7,574	1,154	126	19,982

COUNTY CLERK  
DETAIL

LEGISLATIVE DISTRICT OR TOWN	ELECTION DISTRICT	TOTAL VOTES	ADAM J. BELLO	CHERYL ROZZI	CHERYL ROZZI	ADAM J. BELLO	CHERYL ROZZI	CHERYL ROZZI	SCATTER	BLANK AND VOID
			DEM	REP	CON	WOR	IND	REF		
Leg. Dist. 07	1	540	266	190	24	23	11	2	0	24
	2	368	214	88	17	13	11	0	0	25
Leg. Dist. 07		908	480	278	41	36	22	2	0	49
Leg. Dist. 16	1	8	8	0	0	0	0	0	0	0
Leg. Dist. 16		8	8	0	0	0	0	0	0	0
Leg. Dist. 21	1	371	225	53	13	41	9	2	0	28
	2	316	203	54	18	20	7	3	0	11
	3	220	144	37	11	8	5	0	0	15
	4	216	144	30	4	10	4	1	1	22
	5	225	144	22	11	30	4	0	0	14
	6	446	270	72	5	26	9	2	2	60
	7	554	359	100	12	33	12	1	0	37
	8	183	130	27	2	14	4	0	0	6
	9	408	265	71	9	31	8	0	1	23
	10	476	337	84	8	14	5	2	1	25
	11	350	277	30	5	11	6	0	0	21
	12	734	486	123	19	36	13	4	1	52
	13	253	166	21	5	32	7	3	0	19
	14	178	131	24	2	7	10	1	0	3
	15	494	340	71	19	21	12	1	0	30
	16	176	117	26	9	7	1	0	0	16
	17	380	268	40	6	22	12	1	0	31
	18	320	238	33	9	6	3	0	0	31
	19	209	151	16	3	8	2	1	1	27
	20	209	143	31	7	13	6	1	0	8
	21	296	225	24	9	4	7	1	0	26
	22	408	303	40	5	23	7	1	0	29
	23	360	259	41	11	16	9	3	0	21
	24	501	314	85	21	30	9	3	1	38
	25	328	258	17	3	17	4	2	0	27
	26	119	88	13	3	6	0	0	1	8
	27	249	187	18	5	8	4	1	1	25
Leg. Dist. 21		8,979	6,172	1,203	234	494	179	34	10	653
Leg. Dist. 22	1	460	352	28	4	11	7	0	1	57
	2	183	142	10	4	6	2	1	0	18
	3	305	193	20	4	9	6	1	0	72
	4	193	145	11	0	4	2	0	0	31
	5	237	181	15	5	2	2	0	0	32
	6	251	194	10	1	5	4	0	0	37
	7	190	134	12	1	9	3	1	0	30
	8	292	211	32	5	6	6	2	0	30
	9	225	154	22	5	5	7	0	0	32

COUNTY CLERK  
DETAIL

LEGISLATIVE DISTRICT OR TOWN	ELECTION DISTRICT	TOTAL VOTES	ADAM J. BELLO DEM	CHERYL ROZZI REP	CHERYL ROZZI CON	ADAM J. BELLO WOR	CHERYL ROZZI IND	CHERYL ROZZI REF	SCATTER	BLANK AND VOID
Leg. Dist. 22	10	213	177	8	3	2	2	0	0	21
	11	325	249	26	6	8	3	0	0	33
	12	207	150	15	2	4	3	1	0	32
	13	114	82	4	1	5	1	0	0	21
	14	256	188	24	7	8	2	1	0	26
	15	347	278	14	6	8	5	1	0	35
	16	132	109	6	2	1	0	0	0	14
	17	133	107	6	2	3	1	0	0	14
	18	184	143	11	0	1	3	2	0	24
	19	195	154	13	4	1	2	0	0	21
	20	314	242	22	4	9	2	0	0	35
	21	178	122	22	1	1	0	0	0	32
	22	357	260	37	5	9	2	0	0	44
	23	188	133	17	4	5	1	0	0	28
	24	115	81	17	2	3	2	2	0	8
	25	512	342	64	15	22	5	4	0	60
	26/25-19	286	209	41	5	4	2	1	1	23
	27	311	218	19	7	22	5	1	0	39
Leg. Dist. 22		6,703	4,950	526	105	173	80	18	2	849
Leg. Dist. 23	1	196	133	35	2	8	6	0	0	12
	2	380	252	47	11	29	10	3	1	27
	3	283	172	47	5	26	10	3	0	20
	4	519	357	86	13	16	12	1	0	34
	5	263	163	43	5	15	15	1	1	20
	6	224	147	35	10	14	4	1	0	13
	7	424	269	67	5	42	11	1	0	29
	8	381	245	63	10	30	6	4	0	23
	9	259	181	40	7	19	1	0	0	11
	10	306	198	54	8	14	6	2	0	24
	11	356	247	56	5	30	3	0	0	15
	12	416	278	72	13	28	8	2	0	15
	13	333	211	76	6	14	4	2	0	20
	14	362	234	61	3	26	9	0	0	29
	15	263	176	42	4	19	6	2	1	13
	16	182	112	33	8	6	8	1	0	14
	17	497	294	85	20	36	15	0	0	47
	18	689	428	134	27	42	15	3	0	40
	19	402	235	91	15	28	15	1	0	17
	20	422	286	54	12	34	12	1	0	23
	21	323	219	70	10	13	3	0	0	8
	22	312	211	59	7	15	3	1	0	16
	23	231	168	23	7	16	4	1	0	12
	24	358	208	77	12	9	13	2	0	37
	25	491	324	89	12	29	7	6	0	24

COUNTY CLERK  
DETAIL

LEGISLATIVE DISTRICT OR TOWN	ELECTION DISTRICT	TOTAL VOTES	ADAM J. BELLO DEM	CHERYL ROZZI REP	CHERYL ROZZI CON	ADAM J. BELLO WOR	CHERYL ROZZI IND	CHERYL ROZZI REF	SCATTER	BLANK AND VOID
Leg. Dist. 23	26	578	354	120	21	31	12	5	0	35
	27	267	161	40	15	20	11	3	0	17
	28	415	278	54	14	27	12	1	0	29
	29	76	49	17	1	1	0	1	0	7
Leg. Dist. 23		10,208	6,590	1,770	288	637	241	48	3	631
Leg. Dist. 24	1	419	293	46	11	47	7	0	0	15
	2/22	330	239	34	7	33	9	2	0	6
	3/23	320	228	40	6	25	4	1	0	16
	4	465	297	65	9	43	7	5	0	39
	5/24	431	274	80	17	19	3	2	0	36
	6	289	198	34	5	21	5	2	0	24
	7/19	321	205	51	6	17	8	4	1	29
	8	307	181	59	13	24	5	3	0	22
	9	252	161	58	12	9	2	0	0	10
	10	462	319	50	5	58	7	1	0	22
	11/12	282	183	50	4	6	4	1	0	34
	13	408	273	48	10	38	9	2	0	28
	14/21	531	351	66	11	53	10	3	0	37
	15	438	255	71	13	31	10	2	1	55
	16	371	233	61	11	29	8	2	0	27
	17	139	73	50	2	1	1	1	0	11
	18	407	269	62	10	25	11	0	0	30
	20	79	53	9	1	7	2	0	0	7
Leg. Dist. 24		6,251	4,085	934	153	486	112	31	2	448
Leg. Dist. 25	1	435	308	69	8	12	3	1	1	33
	2	361	274	27	5	17	2	0	1	35
	3	410	308	27	6	17	6	0	0	46
	4/24	204	134	28	2	6	2	0	0	32
	5	350	266	19	5	8	3	0	0	49
	6	272	195	22	9	25	4	0	1	16
	7	436	339	17	4	7	3	1	0	65
	8	360	296	17	7	4	1	1	0	34
	9	178	131	9	2	2	6	5	0	23
	10	376	288	24	7	9	8	2	0	38
	11	185	136	11	4	6	4	0	0	24
	12/28	370	240	37	5	56	8	4	0	20
	13	330	249	13	3	11	1	2	0	51
	14	183	129	20	2	18	3	1	0	10
	15	272	215	15	4	7	4	1	0	26
	16	313	223	31	5	6	6	0	0	42
	17	262	185	13	1	10	2	1	0	50
	18	423	320	32	7	11	4	2	2	45
	20	121	70	30	5	3	6	1	0	6



COUNTY CLERK  
DETAIL

LEGISLATIVE DISTRICT OR TOWN	ELECTION DISTRICT	TOTAL VOTES	ADAM J. BELLO DEM	CHERYL ROZZI REP	CHERYL ROZZI CON	ADAM J. BELLO WOR	CHERYL ROZZI IND	CHERYL ROZZI REF	SCATTER	BLANK AND VOID
Leg. Dist. 25	21/28-19	265	183	37	10	8	2	2	0	23
	22	247	178	24	6	13	7	1	0	18
	23	209	150	13	0	5	4	1	0	36
	25	561	396	67	10	16	7	2	0	63
	26/27	184	113	29	2	20	2	1	0	17
	29/30	299	207	37	5	25	4	2	1	18
Leg. Dist. 25		7,606	5,533	668	124	322	102	31	6	820
Leg. Dist. 26	1	580	303	169	36	27	12	0	0	33
	2	255	121	76	22	10	8	1	0	17
	3	175	93	47	5	9	2	1	0	18
	4	313	151	98	17	18	11	2	0	16
	5	329	195	70	12	14	9	1	0	28
	6	289	184	52	10	8	5	1	0	29
	7	381	228	85	16	13	4	0	0	35
	8	354	217	62	15	17	9	1	0	33
	9	380	210	79	16	27	13	3	0	32
	10	395	243	81	12	19	7	3	0	30
	11	318	162	89	12	15	10	2	0	28
	12	342	159	103	25	17	10	0	0	28
	13	363	184	108	24	20	6	1	0	20
	14	383	207	96	31	20	9	1	0	19
	15	341	230	51	8	15	10	0	0	27
	16	324	153	97	18	25	11	1	0	19
	17	285	145	88	7	12	4	5	1	23
Leg. Dist. 26		5,807	3,185	1,451	286	286	140	23	1	435
Leg. Dist. 27	1	420	288	53	16	16	11	3	0	33
	2	432	324	47	14	11	6	4	0	26
	3	357	253	41	10	17	4	1	0	31
	4	439	322	49	9	23	9	0	0	27
	5	448	335	34	7	26	7	0	0	39
	6	425	330	26	4	12	3	1	0	49
	7	401	285	50	5	24	2	3	0	32
	8	679	503	53	5	24	4	4	0	86
	9	429	338	25	5	16	1	2	0	42
	10	393	282	55	12	13	4	3	0	24
	11	486	364	52	10	12	7	2	0	39
	12	374	276	36	7	18	6	5	0	26
	13	436	354	32	3	11	5	1	0	30
	14	324	256	23	2	6	4	0	0	33
	15	385	301	19	7	15	5	1	0	37
	16	406	306	33	7	11	3	1	0	45
	17	494	354	55	4	19	6	1	0	55
	18	441	297	84	10	15	8	1	0	26

COUNTY CLERK  
DETAIL

LEGISLATIVE DISTRICT OR TOWN	ELECTION DISTRICT	TOTAL VOTES	ADAM J. BELLO DEM	CHERYL ROZZI REP	CHERYL ROZZI CON	ADAM J. BELLO WOR	CHERYL ROZZI IND	CHERYL ROZZI REF	SCATTER	BLANK AND VOID
Leg. Dist. 27										
	19	449	345	28	6	17	6	0	0	47
	20	291	237	13	5	8	3	0	0	25
	21	216	177	17	5	6	3	0	0	8
	22	348	213	64	6	17	8	3	0	37
	23	274	211	17	4	8	4	2	0	28
	25	181	103	35	11	7	7	2	0	16
	26	243	147	54	7	9	11	0	0	15
		9,771	7,201	995	181	361	137	40	0	856
Leg. Dist. 27										
Leg. Dist. 28										
	1	355	233	36	12	15	10	2	0	47
	2	232	146	36	10	11	4	2	0	23
	3	234	159	30	4	5	8	2	0	26
	4	220	116	45	7	11	5	0	0	36
	5	205	120	41	8	12	2	1	0	21
	6	444	307	68	13	13	10	3	0	30
	7	559	329	114	22	21	17	2	1	53
	8	312	232	23	6	12	2	0	0	37
	9	352	214	72	13	17	13	0	0	23
	10	145	92	23	5	5	0	1	0	19
	11	289	191	36	8	9	3	0	0	42
	12	203	125	30	4	7	4	0	0	33
	13	344	208	49	9	14	12	1	0	51
	14	347	244	38	10	14	8	2	0	31
	15	151	98	20	2	5	3	0	0	23
	16	289	169	54	11	12	6	1	0	36
	17	57	32	11	3	3	2	1	0	5
	18	314	203	48	5	14	13	1	0	30
	20	453	288	73	16	19	10	2	0	45
	21	404	274	53	11	30	3	6	0	27
	22	202	136	24	8	8	1	1	0	24
		6,111	3,916	924	187	257	136	28	1	662
Leg. Dist. 28										
Leg. Dist. 29										
	1	53	39	7	0	1	1	0	0	5
	2	150	88	22	4	8	3	1	0	24
	3	18	14	1	1	1	0	0	0	1
	4	376	232	68	10	17	10	3	0	36
	5	398	277	49	7	20	3	2	0	40
	6	253	184	38	5	7	2	1	0	16
	7	243	135	56	12	12	3	1	1	23
	8	104	78	8	1	5	3	0	0	9
	9	557	377	68	9	13	6	2	0	82
	10	495	375	51	11	14	10	0	0	34
	11	334	209	62	9	17	10	1	0	26
	12	431	320	52	13	13	3	1	0	29
	13	276	211	16	2	6	3	1	0	37

COUNTY CLERK  
DETAIL

LEGISLATIVE DISTRICT OR TOWN	ELECTION DISTRICT	TOTAL VOTES	ADAM J. BELLO DEM	CHERYL ROZZI REP	CHERYL ROZZI CON	ADAM J. BELLO WOR	CHERYL ROZZI IND	CHERYL ROZZI REF	SCATTER	BLANK AND VOID
Leg. Dist. 29	14	132	85	18	3	12	5	1	0	8
	15	389	278	31	6	10	3	0	1	60
	16	145	113	13	0	3	3	0	0	13
	17	233	144	43	9	10	7	1	0	19
	18	317	195	62	13	24	2	0	0	21
	19	222	146	24	5	7	7	1	0	32
	20	515	374	40	12	21	5	4	0	59
	21	395	274	57	8	18	10	2	0	26
	22	170	113	11	5	1	0	0	0	40
	23	302	183	40	5	12	5	0	0	57
	24	488	370	49	12	13	2	1	0	41
	25/28	462	318	62	12	12	7	1	0	50
	26	197	138	21	2	6	3	1	0	26
Leg. Dist. 29		7,655	5,270	969	176	283	116	25	2	814
CITY		70,007	47,390	9,718	1,775	3,335	1,265	280	27	6,217
Brighton	1	507	323	100	16	41	11	0	0	16
	2	324	177	90	19	20	3	1	0	14
	3	431	224	128	16	23	6	1	0	33
	4	431	270	99	11	29	7	1	1	13
	5	436	296	81	11	25	9	1	0	13
	6	593	349	157	18	29	12	1	0	27
	7	389	220	108	12	22	6	1	0	20
	8	450	224	185	12	9	11	0	0	9
	9	401	257	74	16	30	4	0	0	20
	10	484	329	111	14	13	3	0	0	14
	11	520	307	120	22	30	14	2	2	23
	12	546	369	99	16	25	8	1	1	27
	13	293	174	79	9	11	8	0	0	12
	14	366	247	54	8	26	8	1	0	22
	15	373	216	75	23	21	13	2	0	23
	16	293	135	121	16	3	3	0	0	15
	17	258	173	48	5	3	2	0	0	27
	18	419	271	90	10	25	2	1	0	20
	19	277	173	58	14	15	6	1	0	10
	20	353	215	78	12	12	7	1	1	27
	21	385	230	80	16	24	9	0	0	26
	22	443	257	119	18	13	6	2	0	28
	23	330	222	61	14	12	5	0	0	16
	24	476	266	136	22	18	13	1	0	20
	25	334	209	68	9	27	5	1	0	15
	26	345	177	109	17	18	7	1	0	16
	27	325	205	74	12	13	7	0	0	14
	28	567	354	136	14	29	5	0	0	29
	29	344	192	111	13	9	7	1	0	11

COUNTY CLERK  
DETAIL

LEGISLATIVE DISTRICT OR TOWN	ELECTION DISTRICT	TOTAL VOTES	ADAM J. BELLO DEM	CHERYL ROZZI REP	CHERYL ROZZI CON	ADAM J. BELLO WOR	CHERYL ROZZI IND	CHERYL ROZZI REF	SCATTER	BLANK AND VOID
Brighton										
	30	787	504	171	20	29	15	0	2	46
	31	369	246	75	4	16	10	0	0	18
	32	467	292	104	12	27	15	0	0	17
	33	464	305	100	11	19	10	1	0	18
	34	429	267	89	19	27	12	0	0	15
	35	386	253	68	15	20	5	1	0	24
	36	407	240	78	18	15	13	2	1	40
	37	327	217	62	6	21	9	0	1	11
	38	466	273	116	23	18	6	1	2	27
	39	355	201	86	20	19	6	2	0	21
	40	701	465	142	20	25	14	6	0	29
	41	625	397	132	19	38	12	2	1	24
	42	143	92	32	9	6	2	0	1	1
	43	475	302	115	14	6	7	1	0	30
	44	175	106	40	2	8	4	2	1	12
	45	332	191	96	13	11	6	0	0	15
	46	253	167	54	6	2	2	2	0	20
		18,854	11,579	4,409	646	882	355	41	14	928
Brighton Chili										
	1	339	147	132	26	10	9	1	0	14
	2	526	155	257	46	30	13	3	0	22
	3	518	226	188	34	27	11	3	0	29
	4	346	143	142	25	15	7	0	0	14
	5	424	193	156	32	14	6	2	0	21
	6	441	180	166	36	18	6	2	0	33
	7	271	130	85	13	11	7	2	0	23
	8	454	160	208	39	16	6	2	0	23
	9	435	197	158	30	17	14	1	0	18
	10	302	100	126	36	15	9	1	0	15
	11	473	197	191	30	18	13	4	0	20
	12	442	184	173	30	14	10	2	1	28
	13	630	241	271	42	22	20	1	0	33
	14	442	153	200	39	16	13	1	0	20
	15	371	154	146	32	9	15	0	1	14
	16	842	317	372	72	26	21	1	0	33
	17	1,024	407	450	65	29	16	3	0	54
	18	487	178	224	25	26	11	2	0	21
	19	413	211	147	17	15	5	1	0	17
	20	598	281	217	38	15	13	1	0	33
	21	301	123	123	16	11	9	1	1	17
	22	512	253	161	30	21	12	2	2	31
	23	349	118	166	28	11	9	0	0	17
	24	933	415	346	62	26	19	4	0	61
	25	386	204	92	26	23	12	1	0	28
	26	582	204	247	50	32	16	6	0	27

COUNTY CLERK  
DETAIL

LEGISLATIVE DISTRICT OR TOWN	ELECTION DISTRICT	TOTAL VOTES	ADAM J. BELLO DEM	CHERYL ROZZI REP	CHERYL ROZZI CON	ADAM J. BELLO WOR	CHERYL ROZZI IND	CHERYL ROZZI REF	SCATTER	BLANK AND VOID
Chili										
	27	416	173	150	37	19	12	1	0	24
	28	362	165	116	28	13	7	2	0	31
	29	285	120	110	22	11	12	3	0	7
	30	309	118	122	27	14	7	2	0	19
	31	430	198	165	16	17	7	0	0	27
	32	495	175	210	39	21	9	3	0	38
		15,138	6,220	6,017	1,088	582	356	58	5	812
Chili Clarkson										
	1	640	210	291	71	22	18	0	0	28
	2	88	23	43	7	5	3	0	0	7
	3	497	190	215	43	11	8	2	0	28
	4	716	218	349	68	35	15	2	0	29
	5	986	301	418	104	42	41	9	0	71
	6	402	161	166	32	13	15	3	0	12
		3,329	1,103	1,482	325	128	100	16	0	175
Clarkson East Rochester										
	1	488	231	166	23	18	12	1	0	37
	2	402	186	135	27	20	13	1	0	20
	3	369	166	132	23	16	10	0	0	22
	4	369	170	121	11	24	14	2	0	27
	5	363	177	102	28	21	15	0	0	20
	6	435	218	130	24	15	8	8	0	32
	7	384	170	122	25	31	14	2	1	19
		2,810	1,318	908	161	145	86	14	1	177
East Rochester Gates										
	1	271	127	84	20	17	10	3	0	10
	2	359	160	132	20	14	9	0	0	24
	3	385	167	134	25	17	13	4	1	24
	4	410	183	131	32	12	9	5	0	38
	5	442	217	153	29	17	9	0	0	17
	6	432	243	125	16	14	13	3	0	18
	7	816	326	356	49	22	21	0	0	42
	8	306	130	122	16	15	6	0	1	16
	9	469	206	181	22	13	18	2	0	27
	10	234	124	78	14	6	3	0	1	8
	11	299	130	107	17	17	8	0	1	19
	12	282	134	97	14	6	2	0	0	29
	13	446	177	179	27	18	15	1	0	29
	14	327	142	118	20	12	10	1	0	24
	15	647	302	238	34	17	18	0	2	36
	16	316	159	117	12	6	6	0	0	16
	17	403	186	136	21	16	5	2	1	36
	18	455	168	203	33	12	4	2	0	33
	19	362	142	148	30	10	6	2	0	24
	20	363	161	133	30	8	18	1	0	12

COUNTY CLERK  
DETAIL

LEGISLATIVE DISTRICT OR TOWN	ELECTION DISTRICT	TOTAL VOTES	ADAM J. BELLO DEM	CHERYL ROZZI REP	CHERYL ROZZI CON	ADAM J. BELLO WOR	CHERYL ROZZI IND	CHERYL ROZZI REF	SCATTER	BLANK AND VOID
Gates										
	21	350	150	146	13	13	8	1	0	19
	22	298	126	114	27	6	6	0	0	19
	23	376	154	160	29	10	6	4	0	13
	24	676	314	242	34	27	13	0	0	46
	25	338	150	118	21	14	6	3	0	26
	26	493	184	205	42	22	16	1	0	23
	27	526	232	204	24	13	9	2	0	42
	28	327	147	124	20	11	9	0	0	16
	29	395	171	144	24	11	17	2	0	26
	30	256	124	94	17	4	3	0	0	14
	31	322	137	130	18	15	4	0	1	17
	32	424	172	162	30	14	15	1	0	30
	33	205	103	74	5	8	3	1	0	11
	34	369	157	143	20	16	12	0	0	21
	35	272	119	106	12	10	11	1	0	13
Gates		13,651	6,024	5,138	817	463	341	42	8	818
Greece										
	1	362	139	142	40	12	7	1	0	21
	2	460	175	176	48	26	15	0	0	20
	3	344	140	156	17	9	5	2	1	14
	4	333	141	133	30	6	7	0	0	16
	5	297	138	109	15	11	6	1	0	17
	6	325	148	103	22	16	11	0	0	25
	7	436	210	143	24	18	10	0	0	31
	8	394	167	132	25	18	17	3	0	32
	9	404	176	131	31	23	17	1	1	24
	10	361	175	118	17	24	8	1	0	18
	11	200	100	63	5	11	3	0	0	18
	12	266	110	97	23	10	12	1	0	13
	13	332	153	116	26	10	7	1	0	19
	14	287	133	98	22	7	9	4	0	14
	15	354	141	141	30	17	11	0	1	13
	16	278	136	95	16	13	11	1	0	6
	17	526	207	238	37	16	10	1	1	16
	18	457	205	173	32	20	8	1	0	18
	19	342	151	124	20	13	7	2	0	25
	20	385	167	123	32	21	21	2	0	19
	21	358	134	136	37	14	19	1	0	17
	22	323	148	117	26	14	3	0	0	15
	23	570	258	208	31	20	15	1	0	37
	24	553	234	224	40	17	10	1	0	27
	25	383	176	129	26	20	11	0	0	21
	26	290	132	92	20	12	11	0	0	23
	27	669	282	250	43	26	12	1	0	55
	28	524	227	207	36	21	5	2	0	26

COUNTY CLERK  
DETAIL

LEGISLATIVE DISTRICT OR TOWN	ELECTION DISTRICT	TOTAL VOTES	ADAM J. BELLO DEM	CHERYL ROZZI REP	CHERYL ROZZI CON	ADAM J. BELLO WOR	CHERYL ROZZI IND	CHERYL ROZZI REF	SCATTER	BLANK AND VOID
Greece										
	29	407	174	157	31	19	10	1	0	15
	30	294	124	94	22	20	9	0	0	25
	31	325	156	115	17	11	4	1	0	21
	32	405	203	120	27	19	9	5	0	22
	33	520	196	211	49	15	16	0	0	33
	34	430	175	150	44	21	14	1	0	25
	35	391	159	142	26	18	15	1	0	30
	36	573	263	211	42	11	7	2	0	37
	37	279	109	110	33	13	7	0	0	7
	38	594	253	219	41	29	17	2	0	33
	39	286	114	119	28	3	9	1	0	12
	40	361	151	125	27	9	15	1	0	33
	41	464	206	170	34	19	7	1	0	27
	42	375	178	118	32	13	9	2	0	23
	43	435	157	172	55	21	13	0	0	17
	44	580	236	235	36	19	9	4	0	41
	45	689	237	335	50	18	17	0	0	32
	46	304	153	83	27	14	9	1	0	17
	47	410	192	132	38	20	14	4	0	10
	48	302	119	118	18	11	8	0	0	28
	49	293	126	114	20	15	7	1	0	10
	50	387	169	141	38	12	6	1	0	20
	51	264	108	109	14	13	6	0	0	14
	52	532	236	204	40	22	10	2	0	18
	53	443	229	134	18	21	9	1	0	31
	54	487	189	199	34	16	12	3	1	33
	55	314	136	115	28	14	7	0	0	14
	56	489	209	179	38	21	16	3	0	23
	57	420	172	177	28	10	10	1	0	22
	58	530	223	201	42	16	14	1	0	33
	59	364	195	82	24	22	8	2	0	31
	60	367	158	140	23	15	9	4	0	18
	61	436	200	151	20	21	10	1	0	33
	62	540	242	195	41	14	14	3	0	31
	63	476	226	157	38	23	12	2	0	18
	64	346	135	161	20	10	4	0	0	16
	65	385	167	162	16	8	2	2	0	28
	66	234	102	92	23	5	5	1	0	6
	67	373	142	152	33	20	8	1	0	17
	68	491	201	191	42	10	11	3	0	33
	69	276	133	92	27	7	6	0	0	11
	70	1,122	432	514	73	37	12	3	1	50
	71	517	218	202	38	16	13	1	0	29
	72	599	243	247	45	14	10	4	0	36
	73	266	121	97	22	11	9	0	0	6

COUNTY CLERK  
DETAIL

LEGISLATIVE DISTRICT OR TOWN	ELECTION DISTRICT	TOTAL VOTES	ADAM J. BELLO DEM	CHERYL ROZZI REP	CHERYL ROZZI CON	ADAM J. BELLO WOR	CHERYL ROZZI IND	CHERYL ROZZI REF	SCATTER	BLANK AND VOID
Greece										
	74	438	218	131	24	25	18	0	0	22
	75	353	152	131	26	14	6	2	1	21
	76	326	111	158	26	13	5	2	0	11
	77	480	213	195	23	15	4	1	0	29
	78	310	122	125	20	19	8	0	0	16
	79	788	309	338	63	23	14	5	0	36
	80	548	210	232	51	19	6	1	0	29
	81	268	112	126	10	11	1	0	0	8
	82	514	266	140	31	26	13	2	0	36
	83	278	133	104	11	5	7	0	0	18
	84	501	231	177	42	15	12	1	0	23
	85	526	219	198	51	23	13	0	0	22
	86	516	230	213	37	6	7	3	0	20
	87	379	154	138	35	17	10	2	0	23
	88	423	203	143	31	9	12	1	0	24
	89	349	136	139	26	10	10	2	0	26
	90	535	200	224	49	18	9	3	1	31
	91	735	314	296	56	14	16	1	0	38
	92	686	315	237	52	14	17	1	1	49
	93	591	286	187	39	28	13	2	0	36
	94	484	201	192	38	19	10	2	0	22
	95	324	157	121	8	17	8	1	0	12
	96	538	258	181	44	17	13	3	0	22
	97	743	296	331	52	22	12	1	0	29
	98	762	316	287	47	30	24	2	0	56
	99	485	173	212	42	20	10	0	0	28
	100	652	271	262	47	20	15	4	0	33
	101	283	103	122	27	8	10	1	0	12
	102	673	274	274	56	31	8	1	0	29
	103	503	217	212	36	14	9	1	0	14
	104	357	165	134	21	11	12	0	0	14
	105	568	208	263	36	18	15	2	0	26
	106	412	150	190	37	9	6	1	0	19
	107	344	138	142	21	12	10	0	0	21
	108	353	109	178	28	15	8	2	0	13
	109	617	263	255	29	20	19	2	0	29
		<u>47,830</u>	<u>20,403</u>	<u>18,306</u>	<u>3,505</u>	<u>1,768</u>	<u>1,126</u>	<u>147</u>	<u>9</u>	<u>2,566</u>
Greece Hamlin										
	1	452	146	200	41	21	17	1	0	26
	2	473	139	238	53	14	16	2	0	11
	3	482	153	195	66	18	20	0	0	30
	4	340	98	170	39	12	7	1	1	12
	5	426	129	200	43	24	10	1	0	19
	6	371	147	162	24	10	12	1	2	13
	7	547	180	251	52	29	11	2	0	22



COUNTY CLERK  
DETAIL

LEGISLATIVE DISTRICT OR TOWN	ELECTION DISTRICT	TOTAL VOTES	ADAM J. BELLO DEM	CHERYL ROZZI REP	CHERYL ROZZI CON	ADAM J. BELLO WOR	CHERYL ROZZI IND	CHERYL ROZZI REF	SCATTER	BLANK AND VOID
Hamlin	8	331	113	147	35	11	10	1	2	12
	9	283	80	140	21	10	12	2	0	18
	10	509	182	218	43	15	14	1	1	35
Hamlin		4,214	1,367	1,921	417	164	129	12	6	198
Henrietta	1	533	255	183	26	30	12	6	0	21
	2	422	186	155	28	18	4	2	1	28
	3	318	198	70	10	11	5	1	0	23
	4	509	305	135	17	16	11	1	0	24
	5	459	217	159	36	10	7	3	0	27
	6	435	201	149	33	14	12	1	0	25
	7	354	174	118	30	10	7	1	0	14
	8	431	190	158	21	24	12	4	0	22
	9	372	205	107	24	10	7	1	0	18
	10	435	201	144	33	16	11	2	0	28
	11	426	243	118	22	8	6	1	1	27
	12	409	182	147	31	12	14	1	0	22
	13	728	388	229	34	22	11	4	0	40
	14	424	210	130	23	15	11	2	0	33
	15	558	247	201	25	27	18	4	0	36
	16	302	161	92	16	19	3	2	0	9
	17	486	235	148	39	20	12	2	1	29
	18	524	270	168	25	14	11	0	0	36
	19	396	185	153	15	18	6	1	1	17
	20	740	361	262	32	25	16	3	2	39
	21	348	158	124	27	15	4	1	0	19
	22	639	326	199	43	26	10	3	0	32
	23	471	247	145	27	17	13	1	0	21
	24	573	296	163	22	25	14	1	0	52
	25	394	166	141	34	18	9	3	0	23
	26	854	377	318	64	27	15	2	0	51
	27	729	341	258	44	19	17	6	0	44
	28	508	242	177	33	23	14	3	1	15
	29	1,427	743	445	74	50	26	5	2	82
	30	1,056	601	282	41	38	22	4	0	68
	31	324	189	76	15	9	8	0	0	27
	32	665	382	209	27	14	13	2	0	18
	33	346	157	117	20	20	10	1	1	20
	34	309	162	98	10	18	3	0	0	18
	35	635	304	236	41	13	12	3	0	26
Henrietta		18,539	9,305	6,014	1,042	671	386	77	10	1,034
Irondequoit	1	654	398	131	32	31	15	1	0	46
	2	325	215	59	13	23	4	0	0	11
	3	519	294	128	19	33	16	0	0	29

COUNTY CLERK  
DETAIL

LEGISLATIVE DISTRICT OR TOWN	ELECTION DISTRICT	TOTAL VOTES	ADAM J. BELLO	CHERYL ROZZI	CHERYL ROZZI	ADAM J. BELLO	CHERYL ROZZI	CHERYL ROZZI	SCATTER	BLANK AND VOID
			DEM	REP	CON	WOR	IND	REF		
Irondequoit	4	218	108	64	10	22	3	1	0	10
	5	444	256	114	19	27	11	1	0	16
	6	643	418	132	25	43	9	0	0	16
	7	537	356	107	24	30	5	0	1	14
	8	417	251	112	24	15	5	0	0	10
	9	430	265	110	15	17	3	2	0	18
	10	405	263	92	18	16	4	1	1	10
	11	248	146	64	12	10	8	1	0	7
	12	372	222	68	17	27	8	0	0	30
	13	552	371	104	18	25	7	2	0	25
	14	547	314	142	33	29	11	0	0	18
	15	497	309	124	26	21	6	0	0	11
	16	675	467	124	21	38	7	2	2	14
	17	289	167	66	14	15	7	1	0	19
	18	429	255	109	11	25	11	1	0	17
	19	510	318	93	12	27	15	2	0	43
	20	370	220	100	19	15	3	0	0	13
	21	412	277	72	21	24	5	3	0	10
	22	428	277	84	22	32	3	0	0	10
	23	399	243	88	16	23	7	2	1	19
	24	374	250	64	20	25	4	3	0	8
	25	396	236	85	19	31	6	0	0	19
	26	323	217	68	7	7	4	0	0	20
	27	265	156	63	15	18	8	2	0	3
	28	354	168	122	18	16	6	1	0	23
	29	377	213	105	12	21	6	1	0	19
	30	382	217	113	14	23	6	1	0	8
	31	508	322	97	23	32	14	2	0	18
	32	454	285	96	18	29	7	0	0	19
	33	322	190	77	16	19	10	0	0	10
	34	626	339	211	27	18	8	1	0	22
	35	314	193	58	14	17	8	1	0	23
	36	318	202	67	12	12	11	1	0	13
	37	336	166	97	18	27	6	1	1	20
	38	287	154	60	10	20	5	0	0	38
	39	157	84	48	5	3	0	0	0	17
	40	242	143	60	10	16	3	1	0	9
	41	403	232	100	17	24	9	2	0	19
	42	440	264	111	14	30	10	2	0	9
	43	364	202	93	20	17	13	1	0	18
	44	720	431	182	27	39	15	1	0	25
	45	317	195	74	13	18	9	0	0	8
	46	394	223	102	15	26	2	1	0	25
	47	156	106	36	3	6	1	0	0	4
	48	369	209	94	26	26	2	2	0	10

COUNTY CLERK  
DETAIL

LEGISLATIVE DISTRICT OR TOWN	ELECTION DISTRICT	TOTAL VOTES	ADAM J. BELLO	CHERYL ROZZI	CHERYL ROZZI	ADAM J. BELLO	CHERYL ROZZI	CHERYL ROZZI	SCATTER	BLANK AND VOID
			DEM	REP	CON	WOR	IND	REF		
Irondequoit										
	49	533	307	144	34	27	9	1	0	11
	50	346	208	83	12	18	11	0	0	14
	51	488	312	103	24	26	7	3	1	12
	52	479	271	118	16	28	15	2	0	29
	53	380	233	91	12	14	3	1	0	26
	54	126	81	27	8	3	3	0	0	4
	55	460	301	83	25	21	11	0	0	19
	56	346	223	83	10	15	4	0	0	11
	57	556	334	133	26	23	11	1	0	28
	58	491	303	98	23	31	4	2	0	30
	59	364	209	83	23	18	8	1	1	21
	60	427	228	110	29	22	18	0	0	20
	61	503	284	140	25	24	9	1	0	20
	62	423	277	82	17	22	10	1	1	13
	63	328	178	93	12	24	10	2	0	9
	64	202	124	34	3	10	2	0	0	29
	65	300	182	74	10	17	3	0	0	14
	66	246	175	40	4	5	2	1	0	19
	67	311	174	77	17	26	0	0	0	17
	68	425	256	114	19	16	2	1	0	17
		27,252	16,467	6,380	1,183	1,478	488	61	9	1,186
Irondequoit										
Mendon										
	1	754	333	296	50	15	21	2	1	36
	2	603	288	195	45	22	19	1	0	33
	3	709	272	285	78	26	19	3	0	26
	4	524	237	192	20	25	9	5	0	36
	5	659	267	263	65	21	15	3	0	25
	6	645	261	255	56	28	12	4	0	29
	7	720	277	332	54	7	15	3	0	32
	8	304	132	114	20	16	12	0	0	10
	9	559	217	234	47	20	17	0	0	24
		5,477	2,284	2,166	435	180	139	21	1	251
Mendon										
Ogden										
	1	449	188	182	40	13	6	1	0	19
	2	492	187	209	41	14	17	2	0	22
	3	737	231	367	60	24	22	4	0	29
	4	458	175	196	55	12	8	1	0	11
	5	448	150	201	48	16	21	1	0	11
	6	625	245	250	52	20	14	2	1	41
	7	321	94	155	31	18	8	1	0	14
	8	604	201	293	50	15	15	0	0	30
	9	487	195	196	30	20	12	1	0	33
	10	509	201	200	54	24	7	3	0	20
	11	533	176	244	53	12	16	2	0	30
	12	638	210	284	61	20	21	2	2	38

COUNTY CLERK  
DETAIL

LEGISLATIVE DISTRICT OR TOWN	ELECTION DISTRICT	TOTAL VOTES	ADAM J. BELLO DEM	CHERYL ROZZI REP	CHERYL ROZZI CON	ADAM J. BELLO WOR	CHERYL ROZZI IND	CHERYL ROZZI REF	SCATTER	BLANK AND VOID
Ogden	13	487	168	237	43	13	11	2	0	13
	14	466	152	218	44	18	14	4	0	16
	15	656	213	318	58	25	16	2	0	24
	16	331	99	161	38	9	6	1	0	17
	17	450	167	201	29	14	13	3	0	23
	18	708	256	312	59	33	21	1	0	26
	19	617	224	274	52	19	19	3	0	26
	20	585	190	247	82	23	19	1	0	23
		10,601	3,722	4,745	980	362	286	37	3	466
Ogden Parma	1	583	178	271	67	19	20	1	0	27
	2	637	229	281	53	28	10	1	0	35
	3	479	161	234	31	15	12	1	0	25
	4	517	137	248	62	20	11	3	0	36
	5	373	118	169	41	14	10	0	0	21
	6	250	72	134	23	6	4	2	0	9
	7	492	142	253	53	14	11	1	0	18
	8	642	256	270	56	21	10	0	0	29
	9	545	199	229	53	17	14	2	0	31
	10	544	173	237	76	29	11	0	0	18
	11	581	203	251	65	20	14	2	0	26
	12	657	232	278	47	28	29	1	0	42
	13	932	314	424	73	41	25	1	0	54
	14	464	174	188	37	17	14	0	0	34
	15	597	193	247	62	29	24	2	0	40
Parma		8,293	2,781	3,714	799	318	219	17	0	445
Penfield	1	249	121	84	16	6	10	1	0	11
	2	460	231	142	30	16	19	2	0	20
	3	443	179	187	41	11	12	1	0	12
	4	667	223	288	76	27	14	1	0	38
	5	495	234	164	30	24	18	2	0	23
	6	430	177	193	23	13	10	0	0	14
	7	458	239	145	25	17	12	3	0	17
	8	392	151	166	24	17	13	1	1	19
	9	561	333	148	28	20	18	1	0	13
	10	380	171	137	21	13	15	1	0	22
	11	310	148	109	14	11	6	1	0	21
	12	486	261	150	24	18	10	2	0	21
	13	670	307	248	42	20	16	1	0	36
	14	618	212	293	58	18	11	2	0	24
	15	742	357	260	46	28	14	0	0	37
	16	224	111	84	7	7	8	0	0	7
	17	496	233	169	31	20	17	6	0	20
	18	374	169	138	15	19	10	2	0	21

COUNTY CLERK  
DETAIL

LEGISLATIVE DISTRICT OR TOWN	ELECTION DISTRICT	TOTAL VOTES	ADAM J. BELLO DEM	CHERYL ROZZI REP	CHERYL ROZZI CON	ADAM J. BELLO WOR	CHERYL ROZZI IND	CHERYL ROZZI REF	SCATTER	BLANK AND VOID
Penfield	19	714	358	249	35	22	14	3	0	33
	20	579	263	226	37	21	7	2	0	23
	21	563	292	165	24	27	13	2	0	40
	22	492	262	144	28	19	13	3	0	23
	23	671	314	247	36	22	18	3	1	30
	24	654	304	245	48	16	20	2	0	19
	25	426	179	187	29	8	6	2	0	15
	26	340	144	128	22	9	8	3	0	26
	27	526	288	164	31	14	10	0	0	19
	28	451	197	157	32	15	12	2	0	36
	29	690	347	219	39	31	15	3	0	36
	30	859	367	365	60	21	14	3	0	29
	31	315	160	107	17	14	2	0	1	14
	32	334	178	114	12	8	3	0	0	19
	33	449	210	149	34	27	7	3	0	19
	34	472	223	170	30	14	4	2	0	29
	35	722	355	253	38	14	23	1	0	38
	36	511	253	179	23	23	9	2	0	22
	37	917	399	377	53	31	20	2	0	35
	38	333	137	148	18	10	6	1	0	13
	39	400	169	151	40	11	8	2	0	19
	40	659	303	272	22	12	14	2	1	33
	41	639	269	282	32	18	8	1	0	29
	42	476	198	195	29	15	11	2	0	26
Penfield		21,647	10,026	7,998	1,320	727	498	73	4	1,001
Perinton	1	757	334	306	54	18	17	3	0	25
	2	574	264	216	39	14	16	3	0	22
	3	404	193	148	31	14	7	0	1	10
	4	417	195	141	30	20	9	2	0	20
	5	298	142	105	17	10	8	1	0	15
	6	417	237	122	17	11	9	2	0	19
	7	552	294	171	34	21	11	1	0	20
	8	472	234	159	36	10	10	2	0	21
	9	667	294	274	40	17	14	2	1	25
	10	542	286	169	29	21	15	2	0	20
	11	349	161	118	26	12	13	1	1	17
	12	443	226	160	22	14	6	1	0	14
	13	404	164	186	24	7	7	2	0	14
	14	482	222	178	33	14	12	0	0	23
	15	544	221	218	23	21	16	4	0	41
	16	377	180	142	19	13	6	2	0	15
	17	499	238	191	21	17	16	1	0	15
	18	491	243	165	32	9	18	1	1	22
	19	463	211	166	37	14	14	2	0	19

COUNTY CLERK  
DETAIL

LEGISLATIVE DISTRICT OR TOWN	ELECTION DISTRICT	TOTAL VOTES	ADAM J. BELLO DEM	CHERYL ROZZI REP	CHERYL ROZZI CON	ADAM J. BELLO WOR	CHERYL ROZZI IND	CHERYL ROZZI REF	SCATTER	BLANK AND VOID
Perinton	20	460	210	170	30	12	12	0	0	26
	21	566	279	194	35	21	7	5	0	25
	22	344	161	113	19	19	6	3	0	23
	23	730	329	276	45	18	17	1	0	44
	24	767	346	325	34	14	14	0	0	34
	25	380	211	115	16	14	10	3	0	11
	26	487	232	176	33	21	6	3	0	16
	27	391	173	164	25	11	4	0	0	14
	28	388	172	161	18	12	15	0	0	10
	29	295	147	103	15	13	5	0	0	12
	30	510	245	178	32	13	11	4	0	27
	31	561	270	197	37	15	15	3	0	24
	32	447	214	156	37	6	14	2	0	18
	33	517	277	178	19	23	12	0	0	8
	34	564	250	231	34	14	6	0	0	29
	35	411	203	147	29	10	6	2	0	14
	36	342	172	123	19	9	6	1	0	12
	37	493	240	172	31	16	5	1	0	28
	38	618	283	225	34	24	23	0	0	29
	39	638	288	247	41	17	24	2	0	19
	40	374	187	121	23	18	5	3	0	17
	41	331	153	118	22	12	10	0	0	16
	42	529	257	166	42	23	14	1	0	26
	43	876	405	347	44	25	13	4	1	37
	44	407	183	151	30	9	15	1	1	17
	45	856	392	340	61	13	20	1	0	29
	46	301	149	91	24	13	7	1	1	15
	47	582	246	228	50	13	12	6	1	26
	48	415	192	160	21	10	13	2	0	17
	49	403	182	164	28	7	10	0	0	12
	50	238	150	42	7	9	9	2	0	19
	51	623	208	320	48	12	10	3	0	22
	52	543	238	214	33	10	10	1	0	37
	53	397	200	137	20	11	11	2	0	16
	54	863	392	387	38	17	8	2	0	19
	55	480	208	225	18	6	9	1	0	13
	56	791	310	360	49	18	15	1	0	38
Perinton		28,070	13,093	10,557	1,705	805	633	93	8	1,176
Pittsford	1	397	238	108	16	13	4	5	0	13
	2	421	248	99	23	12	15	1	0	23
	3	674	333	250	23	5	13	1	1	48
	4	591	304	214	28	14	3	4	0	24
	5	376	217	98	16	13	12	1	0	19
	6	359	217	88	10	12	8	0	0	24

COUNTY CLERK  
DETAIL

LEGISLATIVE DISTRICT OR TOWN	ELECTION DISTRICT	TOTAL VOTES	ADAM J. BELLO DEM	CHERYL ROZZI REP	CHERYL ROZZI CON	ADAM J. BELLO WOR	CHERYL ROZZI IND	CHERYL ROZZI REF	SCATTER	BLANK AND VOID
Pittsford	7	218	131	59	13	3	4	0	0	8
	8	467	219	199	27	5	3	0	0	14
	9	491	235	178	28	17	12	0	0	21
	10	652	272	288	29	15	14	2	0	32
	11	392	187	134	31	10	11	0	0	19
	12	498	229	200	20	14	9	2	0	24
	13	328	168	110	20	9	8	0	0	13
	14	592	290	218	35	11	10	2	1	25
	15	413	198	131	21	25	11	0	0	27
	16	417	206	140	22	16	13	3	0	17
	17	605	334	189	26	17	13	1	0	25
	18	426	230	137	16	13	8	0	0	22
	19	305	125	116	28	10	5	2	0	19
	20	502	256	170	24	13	10	0	0	29
	21	516	298	155	25	12	8	2	0	16
	22	585	312	213	25	8	12	1	0	14
	23	412	189	160	32	9	10	1	0	11
	24	537	258	209	31	7	8	0	0	24
	25	583	304	205	28	9	12	0	1	24
	26	481	237	173	19	16	11	3	0	22
	27	447	230	143	30	15	8	1	1	19
	28	427	225	143	12	12	9	2	1	23
	29	453	185	191	21	16	14	1	0	25
	30	431	242	149	12	7	3	1	0	17
	31	592	290	221	23	12	16	1	1	28
	32	522	288	167	21	10	10	1	0	25
	33	734	331	302	41	20	12	3	1	24
	34	850	417	328	26	14	14	2	0	49
Pittsford		16,694	8,443	5,885	802	414	333	43	7	767
Riga	1	779	292	330	70	32	19	1	0	35
	2	592	197	286	53	22	12	6	0	16
	3	377	150	158	31	8	10	1	0	19
	4	506	157	237	48	22	18	1	1	22
	5	491	160	250	35	16	10	0	0	20
	6	476	151	219	60	11	14	3	0	18
Riga		3,221	1,107	1,480	297	111	83	12	1	130
Rush	1	605	233	262	50	22	12	1	0	25
	2	422	152	169	45	19	10	1	0	26
	3	575	259	211	46	22	13	3	0	21
	4	587	220	235	49	26	17	0	0	40
Rush		2,189	864	877	190	89	52	5	0	112

COUNTY CLERK  
DETAIL

LEGISLATIVE DISTRICT OR TOWN	ELECTION DISTRICT	TOTAL VOTES	ADAM J. BELLO DEM	CHERYL ROZZI REP	CHERYL ROZZI CON	ADAM J. BELLO WOR	CHERYL ROZZI IND	CHERYL ROZZI REF	SCATTER	BLANK AND VOID
Sweden										
	1	509	211	174	38	34	22	3	0	27
	2	281	135	77	16	13	6	4	0	30
	3	566	269	170	56	26	18	3	0	24
	4	580	228	218	53	25	25	1	0	30
	5	137	73	39	7	3	6	1	0	8
	6	433	194	139	39	23	20	2	1	15
	7	481	202	185	44	23	10	2	0	15
	8	421	138	181	56	24	7	0	0	15
	9	430	189	142	33	15	18	3	0	30
	10	672	214	306	73	16	18	4	2	39
	11	182	76	53	18	11	6	1	1	16
	12	444	136	201	60	18	9	0	0	20
Sweden		5,136	2,065	1,885	493	231	165	24	4	269
Webster										
	1	477	222	187	35	12	13	0	0	8
	2	764	376	261	32	36	11	9	0	39
	3	607	308	204	42	14	11	2	0	26
	4	274	100	129	16	17	3	1	0	8
	5	496	248	161	34	20	10	0	0	23
	6	435	209	171	27	11	5	1	0	11
	7	555	245	216	37	19	10	3	0	25
	8	446	197	168	37	16	8	2	1	17
	9	504	219	188	42	22	3	2	0	28
	10	1,061	456	418	85	32	20	1	1	48
	11	560	257	213	39	20	6	0	1	24
	12	625	264	260	39	12	11	1	0	38
	13	466	210	176	41	12	9	1	0	17
	14	443	216	167	26	9	7	3	0	15
	15	385	192	125	27	15	8	1	0	17
	16	687	317	261	44	19	13	1	0	32
	17	484	184	213	28	23	13	1	1	21
	18	371	163	145	21	11	10	2	0	19
	19	777	331	301	63	18	16	5	1	42
	20	703	288	288	58	17	17	2	0	33
	21	638	274	273	37	20	6	0	0	28
	22	545	231	199	50	21	13	3	0	28
	23	436	190	166	34	25	8	1	0	12
	24	1,221	534	462	100	33	31	2	0	59
	25	261	102	118	16	7	7	0	0	11
	26	565	260	201	34	23	12	2	2	31
	27	645	305	247	38	18	10	1	0	26
	28	517	239	197	33	15	8	2	0	23
	29	349	185	115	18	14	2	1	0	14
	30	381	208	87	22	23	7	2	0	32
	31	612	236	257	52	22	10	1	0	34



COUNTY CLERK  
DETAIL

LEGISLATIVE DISTRICT OR TOWN	ELECTION DISTRICT	TOTAL VOTES	ADAM J. BELLO DEM	CHERYL ROZZI REP	CHERYL ROZZI CON	ADAM J. BELLO WOR	CHERYL ROZZI IND	CHERYL ROZZI REF	SCATTER	BLANK AND VOID
Webster										
	32	691	277	291	63	16	17	1	0	26
	33	517	235	188	31	27	5	1	0	30
	34	303	130	125	16	9	8	1	0	14
	35	368	143	139	42	14	15	0	0	15
	36	451	204	186	32	4	10	2	1	12
	37	876	401	325	54	39	13	4	0	40
	38	557	280	199	25	12	11	7	0	23
	39	474	228	177	29	12	15	0	0	13
	40	1,122	553	406	65	30	15	1	0	52
	41	693	289	270	55	27	13	0	0	39
	42	556	224	220	44	16	12	3	1	36
	43	443	196	182	24	13	7	1	0	20
Webster		24,341	10,926	9,282	1,687	795	459	74	9	1,109
Wheatland										
	1	449	187	164	48	22	7	2	0	19
	2	471	164	197	49	14	14	1	0	32
	3	602	279	209	41	18	20	3	0	32
	4	502	208	184	40	15	19	0	0	36
	5	534	166	238	65	23	15	1	0	26
Wheatland		2,558	1,004	992	243	92	75	7	0	145
TOWNS		279,844	130,101	100,156	18,135	10,405	6,309	874	99	13,765
GRAND TOTAL:		349,851	177,491	109,874	19,910	13,740	7,574	1,154	126	19,982

CITY COURT JUDGE  
SUMMARY

LEGISLATIVE DISTRICT OR TOWN	TOTAL VOTES	MAIJA C. DIXON  DEM	MAIJA C. DIXON  WOR	SCATTER	BLANK AND VOID
Leg. Dist. 07	908	506	75	1	326
Leg. Dist. 16	8	6	0	0	2
Leg. Dist. 21	8,979	6,404	722	31	1,822
Leg. Dist. 22	6,703	5,204	262	11	1,226
Leg. Dist. 23	10,208	6,805	905	48	2,450
Leg. Dist. 24	6,251	4,242	657	27	1,325
Leg. Dist. 25	7,606	5,822	425	24	1,335
Leg. Dist. 26	5,807	3,522	538	7	1,740
Leg. Dist. 27	9,771	7,564	510	24	1,673
Leg. Dist. 28	6,111	4,273	445	11	1,382
Leg. Dist. 29	7,655	5,509	487	16	1,643
GRAND TOTAL:	<u>70,007</u>	<u>49,857</u>	<u>5,026</u>	<u>200</u>	<u>14,924</u>

CITY COURT JUDGE  
DETAIL

LEGISLATIVE DISTRICT OR TOWN	ELECTION DISTRICT	TOTAL VOTES	MAIJA C. DIXON DEM	MAIJA C. DIXON WOR	SCATTER	BLANK AND VOID
Leg. Dist. 07	1	540	283	45	0	212
	2	368	223	30	1	114
Leg. Dist. 07		908	506	75	1	326
Leg. Dist. 16	1	8	6	0	0	2
Leg. Dist. 16		8	6	0	0	2
Leg. Dist. 21	1	371	226	50	5	90
	2	316	209	42	1	64
	3	220	160	12	1	47
	4	216	156	13	1	46
	5	225	149	30	0	46
	6	446	298	34	3	111
	7	554	376	47	1	130
	8	183	131	12	0	40
	9	408	277	41	3	87
	10	476	333	25	0	118
	11	350	285	21	0	44
	12	734	505	48	3	178
	13	253	171	39	1	42
	14	178	132	16	1	29
	15	494	357	38	0	99
	16	176	119	14	1	42
	17	380	262	36	1	81
	18	320	261	10	0	49
	19	209	152	16	1	40
	20	209	151	22	3	33
	21	296	224	9	0	63
	22	408	312	29	0	67
	23	360	275	29	1	55
	24	501	320	49	2	130
	25	328	274	20	0	34
	26	119	92	8	1	18
	27	249	197	12	1	39
Leg. Dist. 21		8,979	6,404	722	31	1,822
Leg. Dist. 22	1	460	355	22	1	82
	2	183	150	7	0	26
	3	305	202	9	0	94
	4	193	146	7	0	40
	5	237	194	9	0	34
	6	251	197	11	0	43
	7	190	146	8	0	36
	8	292	227	12	1	52
	9	225	174	8	0	43

CITY COURT JUDGE  
DETAIL

LEGISLATIVE DISTRICT OR TOWN	ELECTION DISTRICT	TOTAL VOTES	MAIJA C. DIXON DEM	MAIJA C. DIXON WOR	SCATTER	BLANK AND VOID
Leg. Dist. 22	10	213	189	3	0	21
	11	325	255	13	0	57
	12	207	162	5	0	40
	13	114	83	5	0	26
	14	256	202	11	1	42
	15	347	296	14	0	37
	16	132	109	2	0	21
	17	133	111	3	0	19
	18	184	143	6	0	35
	19	195	158	1	1	35
	20	314	250	11	0	53
	21	178	131	6	0	41
	22	357	277	16	0	64
	23	188	150	1	0	37
	24	115	91	4	3	17
	25	512	356	32	3	121
	26/25-19	286	215	6	1	64
	27	311	235	30	0	46
Leg. Dist. 22		6,703	5,204	262	11	1,226
Leg. Dist. 23	1	196	143	11	0	42
	2	380	255	34	2	89
	3	283	175	43	1	64
	4	519	350	31	5	133
	5	263	181	27	4	51
	6	224	155	22	0	47
	7	424	278	44	3	99
	8	381	260	42	3	76
	9	259	192	18	0	49
	10	306	204	23	1	78
	11	356	251	39	3	63
	12	416	281	33	0	102
	13	333	220	17	0	96
	14	362	243	39	1	79
	15	263	175	24	1	63
	16	182	123	13	1	45
	17	497	318	57	5	117
	18	689	432	64	1	192
	19	402	250	51	1	100
	20	422	291	33	5	93
	21	323	219	25	1	78
	22	312	208	19	0	85
	23	231	163	18	2	48
	24	358	234	23	5	96
	25	491	320	44	0	127
	26	578	377	45	2	154

CITY COURT JUDGE  
DETAIL

LEGISLATIVE DISTRICT OR TOWN	ELECTION DISTRICT	TOTAL VOTES	MAIJA C. DIXON DEM	MAIJA C. DIXON WOR	SCATTER	BLANK AND VOID
Leg. Dist. 23	27	267	170	20	0	77
	28	415	283	43	1	88
	29	76	54	3	0	19
Leg. Dist. 23		10,208	6,805	905	48	2,450
Leg. Dist. 24	1	419	282	56	1	80
	2/22	330	241	36	0	53
	3/23	320	222	32	2	64
	4	465	316	52	1	96
	5/24	431	291	30	1	109
	6	289	201	21	2	65
	7/19	321	215	24	4	78
	8	307	194	38	2	73
	9	252	175	15	1	61
	10	462	319	71	1	71
	11/12	282	202	19	2	59
	13	408	279	54	2	73
	14/21	531	347	66	2	116
	15	438	286	46	2	104
	16	371	246	41	3	81
	17	139	97	5	1	36
	18	407	275	43	0	89
	20	79	54	8	0	17
Leg. Dist. 24		6,251	4,242	657	27	1,325
Leg. Dist. 25	1	435	332	17	5	81
	2	361	284	23	3	51
	3	410	324	14	0	72
	4/24	204	142	8	0	54
	5	350	276	15	0	59
	6	272	193	32	2	45
	7	436	364	10	0	62
	8	360	301	14	0	45
	9	178	142	8	0	28
	10	376	292	14	0	70
	11	185	145	11	0	29
	12/28	370	257	66	0	47
	13	330	257	13	1	59
	14	183	135	23	0	25
	15	272	225	8	0	39
	16	313	239	14	0	60
	17	262	189	11	1	61
	18	423	336	12	3	72
	20	121	82	6	0	33
	21/28-19	265	199	15	1	50

CITY COURT JUDGE  
DETAIL

LEGISLATIVE DISTRICT OR TOWN	ELECTION DISTRICT	TOTAL VOTES	MAIJA C. DIXON DEM	MAIJA C. DIXON WOR	SCATTER	BLANK AND VOID
Leg. Dist. 25	22	247	193	21	0	33
	23	209	155	7	4	43
	25	561	417	20	2	122
	26/27	184	121	22	1	40
	29/30	299	222	21	1	55
Leg. Dist. 25		7,606	5,822	425	24	1,335
Leg. Dist. 26	1	580	332	57	1	190
	2	255	154	31	0	70
	3	175	100	18	0	57
	4	313	157	41	0	115
	5	329	224	18	0	87
	6	289	208	15	0	66
	7	381	246	33	0	102
	8	354	246	26	0	82
	9	380	250	38	0	92
	10	395	266	33	1	95
	11	318	174	28	1	115
	12	342	171	37	0	134
	13	363	201	40	2	120
	14	383	230	33	0	120
	15	341	226	25	0	90
	16	324	175	40	0	109
	17	285	162	25	2	96
Leg. Dist. 26		5,807	3,522	538	7	1,740
Leg. Dist. 27	1	420	315	27	3	75
	2	432	343	22	3	64
	3	357	250	19	1	87
	4	439	335	29	0	75
	5	448	353	26	1	68
	6	425	340	15	0	70
	7	401	295	30	0	76
	8	679	538	28	0	113
	9	429	336	22	0	71
	10	393	301	25	2	65
	11	486	380	25	0	81
	12	374	292	21	3	58
	13	436	374	19	1	42
	14	324	265	14	0	45
	15	385	315	18	1	51
	16	406	334	16	0	56
	17	494	381	23	3	87
	18	441	325	23	0	93
	19	449	358	21	1	69

CITY COURT JUDGE  
DETAIL

LEGISLATIVE DISTRICT OR TOWN	ELECTION DISTRICT	TOTAL VOTES	MAIJA C. DIXON DEM	MAIJA C. DIXON WOR	SCATTER	BLANK AND VOID
Leg. Dist. 27						
	20	291	246	9	0	36
	21	216	181	9	0	26
	22	348	215	24	1	108
	23	274	221	12	0	41
	25	181	113	11	3	54
	26	243	158	22	1	62
Leg. Dist. 27		9,771	7,564	510	24	1,673
Leg. Dist. 28						
	1	355	252	28	1	74
	2	232	165	19	1	47
	3	234	183	10	1	40
	4	220	133	13	1	73
	5	205	130	19	1	55
	6	444	315	28	1	100
	7	559	375	49	2	133
	8	312	239	9	0	64
	9	352	239	31	1	81
	10	145	99	9	0	37
	11	289	205	20	0	64
	12	203	139	15	1	48
	13	344	231	31	0	82
	14	347	252	24	1	70
	15	151	103	9	0	39
	16	289	190	22	0	77
	17	57	41	0	0	16
	18	314	233	21	0	60
	20	453	305	33	0	115
	21	404	298	39	0	67
	22	202	146	16	0	40
Leg. Dist. 28		6,111	4,273	445	11	1,382
Leg. Dist. 29						
	1	53	44	3	0	6
	2	150	101	14	0	35
	3	18	18	0	0	0
	4	376	241	32	2	101
	5	398	292	21	1	84
	6	253	187	17	1	48
	7	243	152	19	4	68
	8	104	70	14	0	20
	9	557	375	30	3	149
	10	495	407	17	0	71
	11	334	214	31	0	89
	12	431	343	26	0	62
	13	276	225	8	0	43
	14	132	90	18	0	24

CITY COURT JUDGE  
DETAIL

LEGISLATIVE DISTRICT OR TOWN	ELECTION DISTRICT	TOTAL VOTES	MAIJA C. DIXON DEM	MAIJA C. DIXON WOR	SCATTER	BLANK AND VOID
Leg. Dist. 29	15	389	287	16	1	85
	16	145	124	2	0	19
	17	233	147	20	0	66
	18	317	198	34	2	83
	19	222	156	17	1	48
	20	515	387	34	0	94
	21	395	289	39	0	67
	22	170	111	3	1	55
	23	302	182	20	0	100
	24	488	387	24	0	77
	25/28	462	334	17	0	111
	26	197	148	11	0	38
Leg. Dist. 29		<u>7,655</u>	<u>5,509</u>	<u>487</u>	<u>16</u>	<u>1,643</u>
GRAND TOTAL:		<u><u>70,007</u></u>	<u><u>49,857</u></u>	<u><u>5,026</u></u>	<u><u>200</u></u>	<u><u>14,924</u></u>



TOWN OF BRIGHTON  
TOWN JUSTICE

LEGISLATIVE DISTRICT OR TOWN	ELECTION DISTRICT	TOTAL VOTES	JOHN A. FALK DEM	JOHN A. FALK WOR	SCATTER	BLANK AND VOID
Brighton						
	1	507	364	57	2	84
	2	324	196	37	0	91
	3	431	253	34	0	144
	4	431	300	41	2	88
	5	436	323	32	2	79
	6	593	385	49	1	158
	7	389	243	32	0	114
	8	450	282	26	1	141
	9	401	264	32	1	104
	10	484	360	32	3	89
	11	520	322	48	4	146
	12	546	391	39	1	115
	13	293	198	28	0	67
	14	366	270	34	1	61
	15	373	228	36	2	107
	16	293	162	17	0	114
	17	258	187	13	0	58
	18	419	294	35	5	85
	19	277	198	24	3	52
	20	353	239	31	1	82
	21	385	256	34	1	94
	22	443	296	26	2	119
	23	330	238	22	2	68
	24	476	312	36	0	128
	25	334	234	31	1	68
	26	345	215	44	3	83
	27	325	218	35	3	69
	28	567	385	46	1	135
	29	344	220	20	1	103
	30	787	571	48	2	166
	31	369	260	29	1	79
	32	467	319	45	3	100
	33	464	339	40	2	83
	34	429	280	39	4	106
	35	386	265	37	3	81
	36	407	272	45	2	88
	37	327	239	33	5	50
	38	466	319	35	3	109
	39	355	229	33	1	92
	40	701	507	41	2	151
	41	625	438	65	5	117
	42	143	106	13	4	20
	43	475	319	31	2	123
	44	175	110	18	2	45
	45	332	216	34	0	82
	46	253	185	10	0	58
GRAND TOTAL:		<u>18,854</u>	<u>12,807</u>	<u>1,567</u>	<u>84</u>	<u>4,396</u>

TOWN OF CHILI  
MEMBER OF TOWN COUNCIL  
1 YEAR TERM

LEGISLATIVE DISTRICT OR TOWN	ELECTION DISTRICT	TOTAL VOTES	MARK L. DECORY	MARK L. DECORY	MARK L. DECORY	SCATTER	BLANK AND VOID
			REP	CON	IND		
Chili							
	1	339	180	31	32	1	95
	2	526	296	52	53	1	124
	3	518	240	41	67	3	167
	4	346	189	41	27	1	88
	5	424	213	39	41	1	130
	6	441	230	43	36	0	132
	7	271	121	25	28	0	97
	8	454	269	47	37	1	100
	9	435	228	36	41	3	127
	10	302	157	45	27	1	72
	11	473	254	35	60	1	123
	12	442	231	42	34	3	132
	13	630	362	56	49	3	160
	14	442	252	46	45	3	96
	15	371	194	39	40	4	94
	16	842	482	88	62	1	209
	17	1,024	595	84	57	1	287
	18	487	272	44	43	4	124
	19	413	200	22	39	1	151
	20	598	294	51	60	3	190
	21	301	161	27	28	1	84
	22	512	221	44	49	6	192
	23	349	197	33	29	0	90
	24	933	454	75	93	3	308
	25	386	154	32	53	3	144
	26	582	315	66	61	1	139
	27	416	209	49	34	1	123
	28	362	165	32	28	3	134
	29	285	152	28	30	1	74
	30	309	155	32	38	4	80
	31	430	219	28	39	2	142
	32	495	258	50	52	0	135
GRAND TOTAL:		<u>15,138</u>	<u>7,919</u>	<u>1,403</u>	<u>1,412</u>	<u>61</u>	<u>4,343</u>

TOWN OF GATES  
MEMBER OF TOWN COUNCIL  
1 YEAR TERM

LEGISLATIVE DISTRICT OR TOWN	ELECTION DISTRICT	TOTAL VOTES	SILVANO	DAVID	DAVID	DAVID	SCATTER	BLANK AND VOID
			D. ORSI DEM	R. DICARO REP	R. DICARO CON	R. DICARO IND		
Gates								
	1	271	114	104	23	12	0	18
	2	359	141	147	24	12	0	35
	3	385	149	158	30	14	2	32
	4	410	134	179	30	12	0	55
	5	442	154	212	32	17	0	27
	6	432	199	161	23	16	0	33
	7	816	253	411	56	30	0	66
	8	306	100	155	18	9	1	23
	9	469	178	197	25	26	0	43
	10	234	102	93	18	6	1	14
	11	299	104	136	29	7	1	22
	12	282	116	105	14	4	0	43
	13	446	169	180	34	22	0	41
	14	327	135	132	20	13	0	27
	15	647	253	276	37	20	2	59
	16	316	132	129	15	9	1	30
	17	403	160	151	27	14	1	50
	18	455	135	220	35	10	0	55
	19	362	116	164	31	11	1	39
	20	363	113	169	30	20	0	31
	21	350	122	175	14	10	0	29
	22	298	108	117	32	11	0	30
	23	376	122	171	39	17	0	27
	24	676	252	290	39	23	0	72
	25	338	128	134	24	14	0	38
	26	493	139	242	45	22	0	45
	27	526	197	218	29	20	0	62
	28	327	102	164	22	12	0	27
	29	395	164	146	27	13	0	45
	30	256	107	106	21	3	0	19
	31	322	109	151	19	10	0	33
	32	424	126	210	36	22	0	30
	33	205	94	84	4	6	0	17
	34	369	133	157	25	13	0	41
	35	272	93	122	16	14	0	27
GRAND TOTAL:		<u>13,651</u>	<u>4,953</u>	<u>5,966</u>	<u>943</u>	<u>494</u>	<u>10</u>	<u>1,285</u>

TOWN OF IRONDEQUOIT  
SUPERVISOR  
1 YEAR TERM

LEGISLATIVE DISTRICT OR TOWN	ELECTION DISTRICT	TOTAL VOTES	DAVID A. SEELEY	CHRISTOPHER B. BURNS	DAVID A. SEELEY	DAVID A. SEELEY	DAVID A. SEELEY	SCATTER	BLANK AND VOID
			DEM	REP	CON	WOR	IND		
Irondequoit	1	654	358	159	31	14	19	0	73
	2	325	190	78	17	13	11	0	16
	3	519	253	142	25	24	20	1	54
	4	218	97	64	13	11	15	0	18
	5	444	221	127	22	17	14	0	43
	6	643	387	136	42	29	29	1	19
	7	537	307	125	48	11	23	1	22
	8	417	216	136	27	10	12	0	16
	9	430	225	129	22	8	8	1	37
	10	405	225	120	27	6	6	1	20
	11	248	128	74	14	3	8	0	21
	12	372	187	83	18	18	14	0	52
	13	552	345	125	23	14	10	0	35
	14	547	286	165	26	13	23	0	34
	15	497	273	143	28	11	14	0	28
	16	675	413	150	48	20	12	2	30
	17	289	152	76	16	7	11	0	27
	18	429	214	122	22	12	16	0	43
	19	510	274	119	17	26	14	1	59
	20	370	200	106	22	7	9	0	26
	21	412	241	95	29	15	16	0	16
	22	428	246	87	33	20	10	1	31
	23	399	204	106	19	18	9	1	42
	24	374	220	82	25	15	9	0	23
	25	396	211	98	36	13	11	0	27
	26	323	199	70	8	8	4	0	34
	27	265	132	79	18	11	13	0	12
	28	354	155	127	19	7	10	0	36
	29	377	180	117	21	16	8	0	35
	30	382	204	107	24	9	16	0	22
	31	508	300	112	26	24	15	0	31
	32	454	256	100	24	15	16	0	43
	33	322	147	110	20	11	10	0	24
	34	626	279	245	29	6	14	0	53
	35	314	174	73	14	10	9	0	34
	36	318	195	58	17	11	15	1	21
	37	336	146	98	22	16	13	1	40
	38	287	151	58	12	17	4	0	45
	39	157	72	49	7	2	3	0	24
	40	242	134	68	10	6	12	0	12
	41	403	215	111	22	15	12	0	28
	42	440	218	130	35	23	15	1	18
	43	364	187	105	21	10	7	0	34

TOWN OF IRONDEQUOIT  
SUPERVISOR  
1 YEAR TERM

LEGISLATIVE DISTRICT OR TOWN	ELECTION DISTRICT	TOTAL VOTES	DAVID A. SEELEY	CHRISTOPHER B. BURNS	DAVID A. SEELEY	DAVID A. SEELEY	DAVID A. SEELEY	SCATTER	BLANK AND VOID
			DEM	REP	CON	WOR	IND		
Irondequoit	44	720	360	215	36	22	21	1	65
	45	317	180	75	17	12	16	0	17
	46	394	193	112	16	15	16	0	42
	47	156	104	27	11	4	1	0	9
	48	369	186	108	29	16	11	0	19
	49	533	260	174	31	18	19	1	30
	50	346	190	85	20	10	8	0	33
	51	488	255	139	34	20	14	1	25
	52	479	262	115	24	12	17	0	49
	53	380	209	88	15	10	10	0	48
	54	126	70	27	12	3	5	0	9
	55	460	278	97	22	19	14	0	30
	56	346	195	102	15	7	6	0	21
	57	556	283	154	26	18	17	0	58
	58	491	269	105	32	25	13	0	47
	59	364	181	103	27	9	9	1	34
	60	427	182	122	31	16	24	0	52
	61	503	235	176	22	13	16	0	41
	62	423	233	96	34	13	19	0	28
	63	328	172	92	22	17	10	0	15
	64	202	119	27	1	8	5	0	42
	65	300	184	64	8	6	7	0	31
	66	246	175	33	5	2	4	0	27
	67	311	151	95	14	11	5	0	35
	68	425	233	120	22	4	9	0	37
GRAND TOTAL:		<u>27,252</u>	<u>14,576</u>	<u>7,215</u>	<u>1,525</u>	<u>882</u>	<u>835</u>	<u>17</u>	<u>2,202</u>

TOWN OF IRONDEQUOIT  
MEMBER OF TOWN COUNCIL  
1 YEAR TERM

LEGISLATIVE DISTRICT OR TOWN	ELECTION DISTRICT	TOTAL VOTES	PETER R. WEHNER	JAMES L. SHAFER	PETER R. WEHNER	PETER R. WEHNER	PETER R. WEHNER	SCATTER	BLANK AND VOID
			DEM	REP	CON	WOR	IND		
Irondequoit	1	654	325	192	29	13	15	0	80
	2	325	155	115	13	7	12	0	23
	3	519	236	159	24	21	18	0	61
	4	218	85	87	9	8	10	0	19
	5	444	219	136	17	20	8	0	44
	6	643	334	189	36	33	23	0	28
	7	537	256	187	36	9	15	1	33
	8	417	171	182	18	10	10	0	26
	9	430	188	163	15	7	5	1	51
	10	405	195	150	27	6	4	1	22
	11	248	117	82	9	3	10	0	27
	12	372	183	89	18	16	11	0	55
	13	552	300	163	18	14	11	0	46
	14	547	237	201	35	11	21	1	41
	15	497	218	196	25	10	11	0	37
	16	675	338	225	36	14	10	2	50
	17	289	134	93	15	8	10	0	29
	18	429	193	137	21	10	16	0	52
	19	510	276	107	17	23	15	0	72
	20	370	161	151	16	8	5	0	29
	21	412	198	143	18	14	11	0	28
	22	428	203	136	28	19	9	0	33
	23	399	199	113	13	16	7	1	50
	24	374	185	124	18	13	10	0	24
	25	396	182	118	35	11	14	0	36
	26	323	187	82	6	8	2	0	38
	27	265	103	108	14	9	16	0	15
	28	354	132	145	17	8	9	0	43
	29	377	166	132	14	16	9	1	39
	30	382	176	142	16	9	12	0	27
	31	508	261	147	20	19	14	0	47
	32	454	215	138	22	15	15	0	49
	33	322	132	122	17	10	8	0	33
	34	626	253	259	30	6	15	0	63
	35	314	167	82	12	8	9	0	36
	36	318	187	66	18	7	14	0	26
	37	336	141	105	22	11	10	1	46
	38	287	141	58	9	20	4	0	55
	39	157	71	49	6	1	4	0	26
	40	242	114	84	8	10	8	0	18
	41	403	205	119	21	12	14	0	32
	42	440	171	200	19	14	16	0	20
	43	364	187	99	22	11	7	0	38

TOWN OF IRONDEQUOIT  
MEMBER OF TOWN COUNCIL  
1 YEAR TERM

LEGISLATIVE DISTRICT OR TOWN	ELECTION DISTRICT	TOTAL VOTES	PETER R. WEHNER DEM	JAMES L. SHAFER REP	PETER R. WEHNER CON	PETER R. WEHNER WOR	PETER R. WEHNER IND	SCATTER	BLANK AND VOID
Irondequoit	44	720	307	262	34	21	21	0	75
	45	317	163	92	20	8	9	0	25
	46	394	157	148	15	16	12	0	46
	47	156	75	57	9	4	0	0	11
	48	369	160	136	24	14	8	0	27
	49	533	231	211	26	13	17	0	35
	50	346	176	98	21	9	8	0	34
	51	488	223	178	25	19	9	1	33
	52	479	238	133	24	12	20	0	52
	53	380	177	110	14	11	10	0	58
	54	126	63	36	9	3	4	0	11
	55	460	248	120	21	16	12	0	43
	56	346	179	117	10	7	6	0	27
	57	556	262	178	22	17	15	0	62
	58	491	229	154	28	17	9	0	54
	59	364	162	120	20	11	10	1	40
	60	427	165	134	29	14	26	0	59
	61	503	215	184	23	13	18	0	50
	62	423	176	160	30	8	13	0	36
	63	328	139	129	17	12	10	0	21
	64	202	115	29	2	8	4	0	44
	65	300	171	77	9	8	5	0	30
	66	246	166	43	8	1	3	0	25
	67	311	134	106	16	10	5	0	40
	68	425	217	139	22	5	6	0	36
GRAND TOTAL:		<u>27,252</u>	<u>12,845</u>	<u>8,926</u>	<u>1,317</u>	<u>795</u>	<u>737</u>	<u>11</u>	<u>2,621</u>

TOWN OF PARMA  
MEMBER OF TOWN COUNCIL  
1 YEAR TERM

LEGISLATIVE DISTRICT OR TOWN	ELECTION DISTRICT	TOTAL VOTES	DANIEL W. BARLOW  REP	DANIEL W. BARLOW  CON	DANIEL W. BARLOW  IND	SCATTER	BLANK AND VOID
Parma							
	1	583	328	72	51	3	129
	2	637	374	57	41	3	162
	3	479	296	41	27	0	115
	4	517	286	69	25	1	136
	5	373	205	49	24	1	94
	6	250	152	27	20	1	50
	7	492	305	61	34	0	92
	8	642	369	74	45	2	152
	9	545	299	65	36	4	141
	10	544	300	88	41	2	113
	11	581	314	69	46	2	150
	12	657	366	64	81	3	143
	13	932	540	95	75	5	217
	14	464	254	50	32	1	127
	15	597	330	71	56	2	138
GRAND TOTAL:		8,293	4,718	952	634	30	1,959



TOWN OF PITTSFORD  
TOWN JUSTICE

LEGISLATIVE DISTRICT OR TOWN	ELECTION DISTRICT	TOTAL VOTES	JOHN J. FERLICCA	ROBERT M. SHADDOCK	ROBERT M. SHADDOCK	JOHN J. FERLICCA	ROBERT M. SHADDOCK	ROBERT M. SHADDOCK	SCATTER	BLANK AND VOID
			DEM	REP	CON	WOR	IND	REF		
Pittsford	1	397	187	146	20	12	4	8	0	20
	2	421	209	128	25	10	16	1	1	31
	3	674	264	296	25	7	19	1	1	61
	4	591	257	244	35	6	6	6	0	37
	5	376	184	117	19	16	8	0	1	31
	6	359	201	91	7	15	7	0	0	38
	7	218	106	71	13	3	7	0	0	18
	8	467	171	218	27	4	10	0	0	37
	9	491	167	234	27	18	11	2	0	32
	10	652	243	298	37	15	14	0	1	44
	11	392	155	151	30	7	11	2	1	35
	12	498	220	203	19	6	15	2	0	33
	13	328	146	115	23	9	12	0	0	23
	14	592	224	260	40	7	19	1	0	41
	15	413	189	127	18	22	12	3	0	42
	16	417	189	144	20	14	19	0	0	31
	17	605	298	194	29	20	19	1	0	44
	18	426	203	148	21	14	6	3	0	31
	19	305	106	125	32	7	4	2	0	29
	20	502	232	182	27	15	11	0	1	34
	21	516	257	182	27	12	8	1	1	28
	22	585	275	232	31	8	6	2	0	31
	23	412	165	158	32	10	17	0	0	30
	24	537	219	228	35	6	11	2	0	36
	25	583	258	243	30	8	16	1	1	26
	26	481	195	191	24	15	14	3	0	39
	27	447	214	144	33	13	8	0	1	34
	28	427	202	150	16	15	10	1	1	32
	29	453	162	200	22	8	18	3	0	40
	30	431	212	168	14	8	8	0	0	21
	31	592	241	262	28	12	14	1	1	33
	32	522	231	216	25	10	7	1	0	32
	33	734	277	318	50	20	13	4	0	52
	34	850	366	360	29	11	18	1	0	65
GRAND TOTAL:		<u>16,694</u>	<u>7,225</u>	<u>6,544</u>	<u>890</u>	<u>383</u>	<u>398</u>	<u>52</u>	<u>11</u>	<u>1,191</u>

TOWN OF RUSH  
TOWN JUSTICE

<u>LEGISLATIVE DISTRICT OR TOWN</u>	<u>ELECTION DISTRICT</u>	<u>TOTAL VOTES</u>	<u>DONALD F. KNAB, JR. REP</u>	<u>DONALD F. KNAB, JR. CON</u>	<u>DONALD F. KNAB, JR. IND</u>	<u>SCATTER</u>	<u>BLANK AND VOID</u>
Rush							
	1	605	347	58	46	10	144
	2	422	234	52	34	2	100
	3	575	292	60	66	4	153
	4	587	314	55	60	3	155
GRAND TOTAL:		<u>2,189</u>	<u>1,187</u>	<u>225</u>	<u>206</u>	<u>19</u>	<u>552</u>

PROPOSAL NUMBER ONE  
 PARMA PROPOSITION NUMBER ONE  
 CHANGING POSITION OF PARMA TOWN HIGHWAY SUPERINTENDENT FROM ELECTED TO APPOINTED

<u>LEGISLATIVE DISTRICT OR TOWN</u>	<u>ELECTION DISTRICT</u>	<u>TOTAL VOTES</u>	<u>YES</u>	<u>NO</u>	<u>BLANK AND VOID</u>
Parma					
	1	583	215	308	60
	2	637	205	331	101
	3	479	128	292	59
	4	517	168	284	65
	5	373	123	197	53
	6	250	73	140	37
	7	492	165	271	56
	8	642	234	334	74
	9	545	120	283	142
	10	544	176	306	62
	11	581	248	269	64
	12	657	205	398	54
	13	932	324	490	118
	14	464	153	212	99
	15	597	170	370	57
GRAND TOTAL:		8,293	2,707	4,485	1,101

VOTER TURNOUT  
2016 GENERAL ELECTION  
SUMMARY

LEGISLATIVE DISTRICT OR TOWN	VOTERS ELIGIBLE	VOTED*	PERCENT TURNOUT
Leg. Dist. 07	1,236	911	73.7
Leg. Dist. 16	11	8	72.7
Leg. Dist. 21	12,725	9,007	70.8
Leg. Dist. 22	11,366	6,719	59.1
Leg. Dist. 23	12,909	10,309	79.9
Leg. Dist. 24	8,108	6,313	77.9
Leg. Dist. 25	11,811	7,627	64.6
Leg. Dist. 26	8,165	5,826	71.4
Leg. Dist. 27	14,475	9,801	67.7
Leg. Dist. 28	10,361	6,127	59.1
Leg. Dist. 29	12,153	7,679	63.2
CITY	103,320	70,327	68.1
Brighton	23,276	19,018	81.7
Chili	19,389	15,184	78.3
Clarkson	4,299	3,338	77.6
East Rochester	3,788	2,822	74.5
Gates	18,488	13,671	73.9
Greece	63,144	47,935	75.9
Hamlin	5,482	4,227	77.1
Henrietta	24,105	18,590	77.1
Irondequoit	34,827	27,332	78.5
Mendon	6,860	5,493	80.1
Ogden	13,266	10,622	80.1
Parma	10,712	8,320	77.7
Penfield	26,863	21,724	80.9
Perinton	34,539	28,182	81.6
Pittsford	20,686	16,781	81.1
Riga	4,010	3,231	80.6
Rush	2,702	2,196	81.3
Sweden	6,667	5,163	77.4
Webster	30,448	24,395	80.1
Wheatland	3,269	2,563	78.4
TOWNS	356,820	280,787	78.7
GRAND TOTAL:	460,140	351,114	76.3

\*The Voted total is higher than the total voters for any particular race. This report includes all types of voters, including Federal voters (who cannot vote in State/Local level races) and State/Local voters (who cannot vote in Federal level races.)

VOTER TURNOUT  
2016 GENERAL ELECTION  
DETAIL

<u>LEGISLATIVE DISTRICT OR TOWN</u>	<u>ELECTION DISTRICT</u>	<u>VOTERS ELIGIBLE</u>	<u>VOTED</u>	<u>PERCENT TURNOUT</u>
Leg. Dist. 07	1	717	543	75.7
	2	<u>519</u>	<u>368</u>	<u>70.9</u>
Leg. Dist. 07		1,236	911	73.7
Leg. Dist. 16	1	<u>11</u>	<u>8</u>	<u>72.7</u>
Leg. Dist. 16		11	8	72.7
Leg. Dist. 21	1	458	373	81.4
	2	408	317	77.7
	3	331	220	66.5
	4	323	217	67.2
	5	291	225	77.3
	6	590	451	76.4
	7	714	558	78.2
	8	232	183	78.9
	9	504	411	81.5
	10	572	479	83.7
	11	590	351	59.5
	12	953	734	77.0
	13	317	253	79.8
	14	209	178	85.2
	15	731	496	67.9
	16	253	176	69.6
	17	571	381	66.7
	18	590	321	54.4
	19	364	209	57.4
	20	257	209	81.3
	21	472	297	62.9
	22	654	408	62.4
	23	583	361	61.9
	24	611	501	82.0
	25	562	328	58.4
	26	165	119	72.1
	27	<u>420</u>	<u>251</u>	<u>59.8</u>
Leg. Dist. 21		12,725	9,007	70.8
Leg. Dist. 22	1	779	460	59.1
	2	296	183	61.8
	3	521	305	58.5
	4	337	193	57.3
	5	476	237	49.8
	6	365	251	68.8
	7	343	191	55.7
	8	488	292	59.8
	9	375	225	60.0
	10	370	213	57.6
	11	487	328	67.4
	12	342	208	60.8
	13	221	114	51.6
	14	477	257	53.9

VOTER TURNOUT  
2016 GENERAL ELECTION  
DETAIL

<u>LEGISLATIVE DISTRICT OR TOWN</u>	<u>ELECTION DISTRICT</u>	<u>VOTERS ELIGIBLE</u>	<u>VOTED</u>	<u>PERCENT TURNOUT</u>
Leg. Dist. 22	15	703	347	49.4
	16	260	132	50.8
	17	268	133	49.6
	18	292	184	63.0
	19	371	196	52.8
	20	512	314	61.3
	21	329	178	54.1
	22	623	357	57.3
	23	334	188	56.3
	24	212	115	54.2
	25	687	517	75.3
	26/25-19	401	290	72.3
	27	497	311	62.6
Leg. Dist. 22		11,366	6,719	59.1
Leg. Dist. 23	1	237	198	83.5
	2	547	380	69.5
	3	400	284	71.0
	4	624	522	83.7
	5	354	266	75.1
	6	301	224	74.4
	7	531	430	81.0
	8	477	391	82.0
	9	305	261	85.6
	10	410	315	76.8
	11	454	359	79.1
	12	493	424	86.0
	13	422	337	79.9
	14	484	371	76.7
	15	342	268	78.4
	16	223	182	81.6
	17	624	498	79.8
	18	839	692	82.5
	19	494	402	81.4
	20	488	431	88.3
	21	378	323	85.4
	22	381	314	82.4
	23	319	233	73.0
	24	504	359	71.2
	25	579	494	85.3
	26	705	581	82.4
	27	326	272	83.4
	28	556	419	75.4
	29	112	79	70.5
Leg. Dist. 23		12,909	10,309	79.9
Leg. Dist. 24	1	507	423	83.4
	2/22	393	332	84.5
	3/23	370	321	86.8
	4	602	469	77.9

VOTER TURNOUT  
2016 GENERAL ELECTION  
DETAIL

<u>LEGISLATIVE DISTRICT OR TOWN</u>	<u>ELECTION DISTRICT</u>	<u>VOTERS ELIGIBLE</u>	<u>VOTED</u>	<u>PERCENT TURNOUT</u>
Leg. Dist. 24	5/24	617	434	70.3
	6	383	291	76.0
	7/19	441	332	75.3
	8	400	317	79.3
	9	322	252	78.3
	10	592	468	79.1
	11/12	418	282	67.5
	13	513	411	80.1
	14/21	664	535	80.6
	15	593	440	74.2
	16	453	377	83.2
	17	171	139	81.3
	18	560	411	73.4
	20	<u>109</u>	<u>79</u>	<u>72.5</u>
Leg. Dist. 24		8,108	6,313	77.9
Leg. Dist. 25	1	574	438	76.3
	2	580	361	62.2
	3	615	410	66.7
	4/24	335	205	61.2
	5	514	350	68.1
	6	429	273	63.6
	7	742	437	58.9
	8	599	362	60.4
	9	297	178	59.9
	10	527	376	71.3
	11	314	185	58.9
	12/28	475	373	78.5
	13	567	330	58.2
	14	239	184	77.0
	15	445	272	61.1
	16	606	314	51.8
	17	458	262	57.2
	18	670	423	63.1
	20	180	121	67.2
	21/28-19	457	265	58.0
	22	321	248	77.3
	23	405	211	52.1
	25	825	562	68.1
	26/27	243	185	76.1
	29/30	<u>394</u>	<u>302</u>	<u>76.6</u>
Leg. Dist. 25		11,811	7,627	64.6
Leg. Dist. 26	1	748	584	78.1
	2	375	256	68.3
	3	253	175	69.2
	4	405	314	77.5
	5	487	329	67.6
	6	410	291	71.0
	7	530	381	71.9

VOTER TURNOUT  
2016 GENERAL ELECTION  
DETAIL

<u>LEGISLATIVE DISTRICT OR TOWN</u>	<u>ELECTION DISTRICT</u>	<u>VOTERS ELIGIBLE</u>	<u>VOTED</u>	<u>PERCENT TURNOUT</u>
Leg. Dist. 26	8	540	354	65.6
	9	572	382	66.8
	10	599	395	65.9
	11	435	318	73.1
	12	465	342	73.5
	13	480	366	76.3
	14	498	383	76.9
	15	518	345	66.6
	16	442	326	73.8
	17	408	285	69.9
Leg. Dist. 26		8,165	5,826	71.4
Leg. Dist. 27	1	603	421	69.8
	2	613	433	70.6
	3	487	359	73.7
	4	625	439	70.2
	5	625	449	71.8
	6	630	426	67.6
	7	579	404	69.8
	8	1,028	682	66.3
	9	597	430	72.0
	10	550	396	72.0
	11	697	486	69.7
	12	539	375	69.6
	13	639	436	68.2
	14	466	324	69.5
	15	562	390	69.4
	16	604	409	67.7
	17	728	494	67.9
	18	785	442	56.3
	19	633	449	70.9
	20	486	291	59.9
	21	318	216	67.9
	22	559	349	62.4
	23	389	275	70.7
	25	326	182	55.8
	26	407	244	60.0
Leg. Dist. 27		14,475	9,801	67.7
Leg. Dist. 28	1	570	355	62.3
	2	407	235	57.7
	3	451	234	51.9
	4	358	222	62.0
	5	294	206	70.1
	6	611	447	73.2
	7	882	560	63.5
	8	539	312	57.9
	9	568	353	62.1
	10	241	145	60.2
	11	550	289	52.5



VOTER TURNOUT  
2016 GENERAL ELECTION  
DETAIL

<u>LEGISLATIVE DISTRICT OR TOWN</u>	<u>ELECTION DISTRICT</u>	<u>VOTERS ELIGIBLE</u>	<u>VOTED</u>	<u>PERCENT TURNOUT</u>
Leg. Dist. 28	12	392	203	51.8
	13	678	345	50.9
	14	671	348	51.9
	15	321	151	47.0
	16	464	289	62.3
	17	118	57	48.3
	18	537	314	58.5
	20	716	454	63.4
	21	648	406	62.7
	22	345	202	58.6
Leg. Dist. 28		10,361	6,127	59.1
Leg. Dist. 29	1	97	53	54.6
	2	293	155	52.9
	3	24	18	75.0
	4	583	379	65.0
	5	612	398	65.0
	6	394	253	64.2
	7	301	244	81.1
	8	156	104	66.7
	9	880	557	63.3
	10	813	496	61.0
	11	514	335	65.2
	12	749	431	57.5
	13	565	277	49.0
	14	213	133	62.4
	15	663	389	58.7
	16	287	145	50.5
	17	346	234	67.6
	18	398	318	79.9
	19	382	223	58.4
	20	845	518	61.3
	21	572	396	69.2
	22	219	170	77.6
	23	400	302	75.5
	24	794	489	61.6
	25/28	668	464	69.5
	26	385	198	51.4
Leg. Dist. 29		12,153	7,679	63.2
CITY		103,320	70,327	68.1
Brighton	1	610	511	83.8
	2	439	325	74.0
	3	531	434	81.7
	4	517	437	84.5
	5	517	446	86.3
	6	712	599	84.1
	7	473	390	82.5
	8	553	456	82.5

VOTER TURNOUT  
2016 GENERAL ELECTION  
DETAIL

<u>LEGISLATIVE DISTRICT OR TOWN</u>	<u>ELECTION DISTRICT</u>	<u>VOTERS ELIGIBLE</u>	<u>VOTED</u>	<u>PERCENT TURNOUT</u>
Brighton	9	479	407	85.0
	10	584	487	83.4
	11	614	525	85.5
	12	640	552	86.3
	13	365	297	81.4
	14	438	368	84.0
	15	442	374	84.6
	16	375	300	80.0
	17	327	258	78.9
	18	474	422	89.0
	19	342	280	81.9
	20	451	355	78.7
	21	452	387	85.6
	22	567	445	78.5
	23	422	330	78.2
	24	571	477	83.5
	25	403	342	84.9
	26	434	352	81.1
	27	388	332	85.6
	28	682	570	83.6
	29	409	344	84.1
	30	1,031	789	76.5
	31	440	371	84.3
	32	579	476	82.2
	33	591	466	78.8
	34	515	430	83.5
	35	490	393	80.2
	36	542	408	75.3
	37	401	329	82.0
	38	568	472	83.1
	39	430	358	83.3
	40	900	711	79.0
	41	832	629	75.6
	42	170	143	84.1
	43	623	480	77.0
	44	249	175	70.3
	45	417	332	79.6
	46	287	254	88.5
Brighton		<u>23,276</u>	<u>19,018</u>	<u>81.7</u>
Chili	1	430	342	79.5
	2	659	526	79.8
	3	651	519	79.7
	4	458	346	75.5
	5	526	424	80.6
	6	551	443	80.4
	7	343	271	79.0
	8	571	458	80.2
	9	558	437	78.3
	10	398	310	77.9

VOTER TURNOUT  
2016 GENERAL ELECTION  
DETAIL

<u>LEGISLATIVE DISTRICT OR TOWN</u>	<u>ELECTION DISTRICT</u>	<u>VOTERS ELIGIBLE</u>	<u>VOTED</u>	<u>PERCENT TURNOUT</u>
Chili				
	11	630	474	75.2
	12	566	443	78.3
	13	789	631	80.0
	14	601	442	73.5
	15	488	375	76.8
	16	1,063	842	79.2
	17	1,222	1,027	84.0
	18	652	489	75.0
	19	496	415	83.7
	20	779	601	77.2
	21	387	302	78.0
	22	689	512	74.3
	23	445	349	78.4
	24	1,193	935	78.4
	25	530	386	72.8
	26	734	586	79.8
	27	527	417	79.1
	28	483	362	74.9
	29	364	285	78.3
	30	439	309	70.4
	31	521	430	82.5
	32	646	496	76.8
Chili		19,389	15,184	78.3
Clarkson				
	1	818	641	78.4
	2	114	88	77.2
	3	622	498	80.1
	4	885	718	81.1
	5	1,354	990	73.1
	6	506	403	79.6
Clarkson		4,299	3,338	77.6
East Rochester				
	1	690	490	71.0
	2	546	402	73.6
	3	490	372	75.9
	4	497	371	74.6
	5	488	366	75.0
	6	553	436	78.8
	7	524	385	73.5
East Rochester		3,788	2,822	74.5
Gates				
	1	389	271	69.7
	2	488	359	73.6
	3	573	385	67.2
	4	536	411	76.7
	5	530	442	83.4
	6	593	433	73.0
	7	1,064	816	76.7
	8	402	306	76.1
	9	627	469	74.8

VOTER TURNOUT  
2016 GENERAL ELECTION  
DETAIL

<u>LEGISLATIVE DISTRICT OR TOWN</u>	<u>ELECTION DISTRICT</u>	<u>VOTERS ELIGIBLE</u>	<u>VOTED</u>	<u>PERCENT TURNOUT</u>
Gates	10	310	234	75.5
	11	377	302	80.1
	12	378	282	74.6
	13	660	446	67.6
	14	445	327	73.5
	15	891	648	72.7
	16	453	316	69.8
	17	570	403	70.7
	18	626	455	72.7
	19	470	364	77.4
	20	483	364	75.4
	21	480	351	73.1
	22	396	300	75.8
	23	499	378	75.8
	24	931	677	72.7
	25	455	338	74.3
	26	626	493	78.8
	27	724	526	72.7
	28	429	327	76.2
	29	543	397	73.1
	30	350	256	73.1
	31	431	322	74.7
	32	541	424	78.4
	33	327	207	63.3
	34	517	369	71.4
	35	<u>374</u>	<u>273</u>	<u>73.0</u>
Gates		18,488	13,671	73.9
Greece	1	462	364	78.8
	2	559	463	82.8
	3	445	344	77.3
	4	427	336	78.7
	5	406	297	73.2
	6	448	327	73.0
	7	617	437	70.8
	8	566	395	69.8
	9	545	406	74.5
	10	525	361	68.8
	11	299	200	66.9
	12	372	267	71.8
	13	445	332	74.6
	14	387	287	74.2
	15	455	354	77.8
	16	360	280	77.8
	17	686	529	77.1
	18	587	457	77.9
	19	486	342	70.4
	20	559	386	69.1
	21	459	360	78.4
	22	445	324	72.8

VOTER TURNOUT  
2016 GENERAL ELECTION  
DETAIL

<u>LEGISLATIVE DISTRICT OR TOWN</u>	<u>ELECTION DISTRICT</u>	<u>VOTERS ELIGIBLE</u>	<u>VOTED</u>	<u>PERCENT TURNOUT</u>
Greece				
	23	770	571	74.2
	24	671	557	83.0
	25	535	384	71.8
	26	419	290	69.2
	27	874	669	76.5
	28	698	525	75.2
	29	494	408	82.6
	30	389	294	75.6
	31	422	325	77.0
	32	620	405	65.3
	33	662	521	78.7
	34	544	431	79.2
	35	528	391	74.1
	36	741	574	77.5
	37	380	279	73.4
	38	769	594	77.2
	39	362	286	79.0
	40	487	361	74.1
	41	623	464	74.5
	42	555	377	67.9
	43	565	439	77.7
	44	720	580	80.6
	45	840	689	82.0
	46	450	305	67.8
	47	535	411	76.8
	48	385	302	78.4
	49	359	294	81.9
	50	496	388	78.2
	51	335	268	80.0
	52	685	533	77.8
	53	695	444	63.9
	54	614	488	79.5
	55	419	317	75.7
	56	655	490	74.8
	57	529	420	79.4
	58	675	530	78.5
	59	603	365	60.5
	60	508	368	72.4
	61	608	437	71.9
	62	730	541	74.1
	63	648	477	73.6
	64	466	347	74.5
	65	509	385	75.6
	66	348	234	67.2
	67	467	379	81.2
	68	639	492	77.0
	69	349	276	79.1
	70	1,431	1,126	78.7
	71	630	517	82.1
	72	771	600	77.8
	73	405	266	65.7

VOTER TURNOUT  
2016 GENERAL ELECTION  
DETAIL

<u>LEGISLATIVE DISTRICT OR TOWN</u>	<u>ELECTION DISTRICT</u>	<u>VOTERS ELIGIBLE</u>	<u>VOTED</u>	<u>PERCENT TURNOUT</u>
Greece	74	635	438	69.0
	75	479	353	73.7
	76	399	327	82.0
	77	627	481	76.7
	78	410	310	75.6
	79	1,018	788	77.4
	80	705	548	77.7
	81	352	269	76.4
	82	647	514	79.4
	83	407	278	68.3
	84	645	504	78.1
	85	682	532	78.0
	86	612	517	84.5
	87	500	381	76.2
	88	542	425	78.4
	89	452	351	77.7
	90	710	535	75.4
	91	953	735	77.1
	92	952	688	72.3
	93	808	591	73.1
	94	614	484	78.8
	95	458	326	71.2
	96	700	538	76.9
	97	920	744	80.9
	98	1,020	764	74.9
	99	603	486	80.6
	100	813	653	80.3
	101	380	283	74.5
	102	909	674	74.1
	103	629	503	80.0
	104	469	357	76.1
	105	701	569	81.2
	106	543	413	76.1
	107	461	344	74.6
	108	431	353	81.9
	109	<u>806</u>	<u>617</u>	<u>76.6</u>
Greece		63,144	47,935	75.9
Hamlin	1	620	453	73.1
	2	617	475	77.0
	3	600	485	80.8
	4	440	342	77.7
	5	543	429	79.0
	6	471	371	78.8
	7	688	548	79.7
	8	440	331	75.2
	9	414	283	68.4
	10	<u>649</u>	<u>510</u>	<u>78.6</u>
Hamlin		5,482	4,227	77.1

VOTER TURNOUT  
2016 GENERAL ELECTION  
DETAIL

<u>LEGISLATIVE DISTRICT OR TOWN</u>	<u>ELECTION DISTRICT</u>	<u>VOTERS ELIGIBLE</u>	<u>VOTED</u>	<u>PERCENT TURNOUT</u>
Henrietta	1	657	533	81.1
	2	562	422	75.1
	3	462	320	69.3
	4	663	509	76.8
	5	620	459	74.0
	6	566	435	76.9
	7	438	355	81.1
	8	554	434	78.3
	9	501	374	74.7
	10	581	436	75.0
	11	583	428	73.4
	12	512	412	80.5
	13	951	728	76.6
	14	558	425	76.2
	15	757	560	74.0
	16	428	302	70.6
	17	615	490	79.7
	18	693	525	75.8
	19	548	396	72.3
	20	919	745	81.1
	21	416	349	83.9
	22	768	644	83.9
	23	651	472	72.5
	24	772	573	74.2
	25	483	394	81.6
	26	1,116	856	76.7
	27	920	733	79.7
	28	646	510	78.9
	29	1,871	1,430	76.4
	30	1,348	1,057	78.4
	31	441	324	73.5
	32	794	668	84.1
	33	471	347	73.7
	34	453	310	68.4
	35	787	635	80.7
Henrietta		24,105	18,590	77.1
Irondequoit	1	897	655	73.0
	2	407	326	80.1
	3	682	519	76.1
	4	263	218	82.9
	5	544	444	81.6
	6	762	649	85.2
	7	648	543	83.8
	8	522	421	80.7
	9	569	434	76.3
	10	478	406	84.9
	11	307	248	80.8
	12	467	373	79.9
	13	684	552	80.7

VOTER TURNOUT  
2016 GENERAL ELECTION  
DETAIL

<u>LEGISLATIVE DISTRICT OR TOWN</u>	<u>ELECTION DISTRICT</u>	<u>VOTERS ELIGIBLE</u>	<u>VOTED</u>	<u>PERCENT TURNOUT</u>
Irondequoit	14	686	548	79.9
	15	585	501	85.6
	16	823	676	82.1
	17	351	289	82.3
	18	548	431	78.6
	19	660	516	78.2
	20	430	371	86.3
	21	534	414	77.5
	22	535	429	80.2
	23	468	401	85.7
	24	457	376	82.3
	25	547	396	72.4
	26	495	324	65.5
	27	320	267	83.4
	28	473	355	75.1
	29	465	379	81.5
	30	466	382	82.0
	31	639	509	79.7
	32	545	456	83.7
	33	418	322	77.0
	34	774	627	81.0
	35	384	315	82.0
	36	504	321	63.7
	37	464	337	72.6
	38	395	288	72.9
	39	206	157	76.2
	40	283	242	85.5
	41	537	403	75.0
	42	515	440	85.4
	43	451	365	80.9
	44	884	721	81.6
	45	425	317	74.6
	46	539	396	73.5
	47	192	156	81.3
	48	448	371	82.8
	49	662	536	81.0
	50	512	346	67.6
	51	591	490	82.9
	52	643	479	74.5
	53	496	381	76.8
	54	189	126	66.7
	55	596	463	77.7
	56	429	346	80.7
	57	731	556	76.1
	58	654	491	75.1
	59	477	364	76.3
	60	536	428	79.9
	61	627	504	80.4
	62	521	423	81.2
	63	423	328	77.5
	64	297	202	68.0



VOTER TURNOUT  
2016 GENERAL ELECTION  
DETAIL

<u>LEGISLATIVE DISTRICT OR TOWN</u>	<u>ELECTION DISTRICT</u>	<u>VOTERS ELIGIBLE</u>	<u>VOTED</u>	<u>PERCENT TURNOUT</u>
Irondequoit				
	65	404	300	74.3
	66	401	246	61.3
	67	413	311	75.3
	68	549	426	77.6
Irondequoit		<u>34,827</u>	<u>27,332</u>	<u>78.5</u>
Mendon				
	1	936	755	80.7
	2	779	607	77.9
	3	874	710	81.2
	4	663	527	79.5
	5	799	660	82.6
	6	825	646	78.3
	7	886	723	81.6
	8	390	304	77.9
	9	708	561	79.2
Mendon		<u>6,860</u>	<u>5,493</u>	<u>80.1</u>
Ogden				
	1	567	450	79.4
	2	578	496	85.8
	3	899	738	82.1
	4	586	458	78.2
	5	552	449	81.3
	6	781	625	80.0
	7	388	321	82.7
	8	765	604	79.0
	9	597	487	81.6
	10	614	509	82.9
	11	653	536	82.1
	12	838	638	76.1
	13	634	488	77.0
	14	628	467	74.4
	15	815	658	80.7
	16	404	332	82.2
	17	565	452	80.0
	18	913	711	77.9
	19	764	617	80.8
	20	725	586	80.8
Ogden		<u>13,266</u>	<u>10,622</u>	<u>80.1</u>
Parma				
	1	724	585	80.8
	2	820	638	77.8
	3	608	484	79.6
	4	687	517	75.3
	5	461	373	80.9
	6	319	250	78.4
	7	624	494	79.2
	8	816	642	78.7
	9	728	549	75.4
	10	703	544	77.4
	11	716	583	81.4

VOTER TURNOUT  
2016 GENERAL ELECTION  
DETAIL

<u>LEGISLATIVE DISTRICT OR TOWN</u>	<u>ELECTION DISTRICT</u>	<u>VOTERS ELIGIBLE</u>	<u>VOTED</u>	<u>PERCENT TURNOUT</u>
Parma	12	922	663	71.9
	13	1,181	933	79.0
	14	631	467	74.0
	15	<u>772</u>	<u>598</u>	<u>77.5</u>
Parma		10,712	8,320	77.7
Penfield	1	330	250	75.8
	2	599	463	77.3
	3	565	446	78.9
	4	822	669	81.4
	5	600	495	82.5
	6	548	433	79.0
	7	546	464	85.0
	8	546	392	71.8
	9	657	561	85.4
	10	489	380	77.7
	11	389	310	79.7
	12	565	488	86.4
	13	873	672	77.0
	14	768	619	80.6
	15	901	743	82.5
	16	270	225	83.3
	17	606	499	82.3
	18	446	377	84.5
	19	827	719	86.9
	20	702	581	82.8
	21	718	565	78.7
	22	624	494	79.2
	23	831	676	81.3
	24	805	659	81.9
	25	524	427	81.5
	26	435	340	78.2
	27	629	526	83.6
	28	594	452	76.1
	29	924	690	74.7
	30	1,031	866	84.0
	31	410	315	76.8
	32	411	335	81.5
	33	576	450	78.1
	34	597	472	79.1
	35	888	723	81.4
	36	615	512	83.3
	37	1,089	923	84.8
	38	429	335	78.1
	39	488	400	82.0
	40	822	662	80.5
	41	764	639	83.6
	42	<u>610</u>	<u>477</u>	<u>78.2</u>
Penfield		26,863	21,724	80.9

VOTER TURNOUT  
2016 GENERAL ELECTION  
DETAIL

<u>LEGISLATIVE DISTRICT OR TOWN</u>	<u>ELECTION DISTRICT</u>	<u>VOTERS ELIGIBLE</u>	<u>VOTED</u>	<u>PERCENT TURNOUT</u>
Perinton				
	1	948	757	79.9
	2	712	577	81.0
	3	483	407	84.3
	4	526	418	79.5
	5	364	298	81.9
	6	500	419	83.8
	7	641	554	86.4
	8	560	475	84.8
	9	829	669	80.7
	10	659	545	82.7
	11	448	351	78.3
	12	518	446	86.1
	13	484	409	84.5
	14	568	484	85.2
	15	690	546	79.1
	16	455	379	83.3
	17	574	500	87.1
	18	572	493	86.2
	19	553	464	83.9
	20	550	461	83.8
	21	715	568	79.4
	22	405	346	85.4
	23	902	732	81.2
	24	955	770	80.6
	25	456	381	83.6
	26	611	490	80.2
	27	479	393	82.0
	28	458	388	84.7
	29	345	296	85.8
	30	611	512	83.8
	31	702	561	79.9
	32	561	449	80.0
	33	625	519	83.0
	34	719	567	78.9
	35	527	415	78.7
	36	443	342	77.2
	37	594	495	83.3
	38	782	624	79.8
	39	781	638	81.7
	40	445	376	84.5
	41	395	335	84.8
	42	665	530	79.7
	43	1,082	877	81.1
	44	498	412	82.7
	45	1,047	861	82.2
	46	360	302	83.9
	47	740	582	78.6
	48	507	417	82.2
	49	502	403	80.3
	50	371	239	64.4
	51	795	626	78.7

VOTER TURNOUT  
2016 GENERAL ELECTION  
DETAIL

<u>LEGISLATIVE DISTRICT OR TOWN</u>	<u>ELECTION DISTRICT</u>	<u>VOTERS ELIGIBLE</u>	<u>VOTED</u>	<u>PERCENT TURNOUT</u>
Perinton				
	52	704	545	77.4
	53	477	397	83.2
	54	1,058	865	81.8
	55	586	483	82.4
	56	<u>1,002</u>	<u>794</u>	<u>79.2</u>
Perinton		34,539	28,182	81.6
Pittsford				
	1	492	398	80.9
	2	506	422	83.4
	3	838	678	80.9
	4	733	595	81.2
	5	459	379	82.6
	6	447	364	81.4
	7	267	220	82.4
	8	574	471	82.1
	9	595	495	83.2
	10	815	655	80.4
	11	473	393	83.1
	12	600	501	83.5
	13	398	334	83.9
	14	714	596	83.5
	15	584	414	70.9
	16	504	419	83.1
	17	758	607	80.1
	18	569	430	75.6
	19	362	306	84.5
	20	633	503	79.5
	21	627	519	82.8
	22	698	589	84.4
	23	511	413	80.8
	24	676	539	79.7
	25	732	583	79.6
	26	565	486	86.0
	27	533	449	84.2
	28	539	428	79.4
	29	571	455	79.7
	30	553	435	78.7
	31	739	595	80.5
	32	631	525	83.2
	33	925	735	79.5
	34	<u>1,065</u>	<u>850</u>	<u>79.8</u>
Pittsford		20,686	16,781	81.1
Riga				
	1	957	780	81.5
	2	728	592	81.3
	3	467	378	80.9
	4	664	506	76.2
	5	599	495	82.6
	6	595	480	80.7
Riga		4,010	3,231	80.6

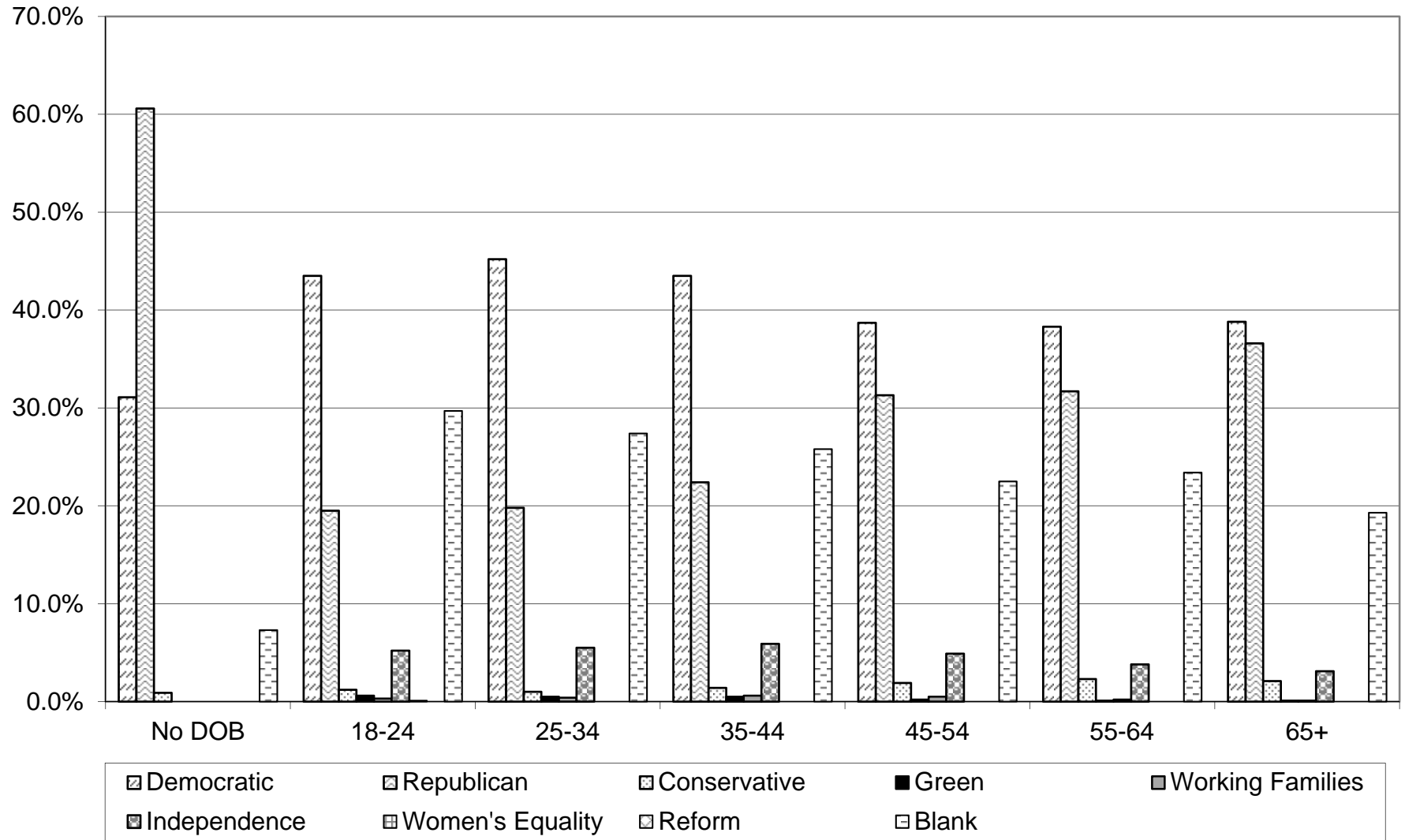
VOTER TURNOUT  
2016 GENERAL ELECTION  
DETAIL

<u>LEGISLATIVE DISTRICT OR TOWN</u>	<u>ELECTION DISTRICT</u>	<u>VOTERS ELIGIBLE</u>	<u>VOTED</u>	<u>PERCENT TURNOUT</u>
Rush				
	1	767	605	78.9
	2	523	423	80.9
	3	702	578	82.3
	4	710	590	83.1
Rush		<u>2,702</u>	<u>2,196</u>	<u>81.3</u>
Sweden				
	1	656	511	77.9
	2	398	283	71.1
	3	773	567	73.4
	4	753	580	77.0
	5	175	139	79.4
	6	561	437	77.9
	7	603	484	80.3
	8	534	421	78.8
	9	562	432	76.9
	10	844	676	80.1
	11	274	186	67.9
	12	534	447	83.7
Sweden		<u>6,667</u>	<u>5,163</u>	<u>77.4</u>
Webster				
	1	559	477	85.3
	2	1,030	769	74.7
	3	727	608	83.6
	4	362	275	76.0
	5	623	496	79.6
	6	577	436	75.6
	7	715	556	77.8
	8	553	448	81.0
	9	599	506	84.5
	10	1,323	1,063	80.3
	11	689	560	81.3
	12	760	625	82.2
	13	564	467	82.8
	14	540	445	82.4
	15	456	386	84.6
	16	911	687	75.4
	17	577	486	84.2
	18	432	371	85.9
	19	933	780	83.6
	20	860	705	82.0
	21	816	640	78.4
	22	671	546	81.4
	23	539	439	81.4
	24	1,467	1,223	83.4
	25	336	262	78.0
	26	757	566	74.8
	27	816	646	79.2
	28	637	517	81.2
	29	436	349	80.0
	30	531	382	71.9

VOTER TURNOUT  
2016 GENERAL ELECTION  
DETAIL

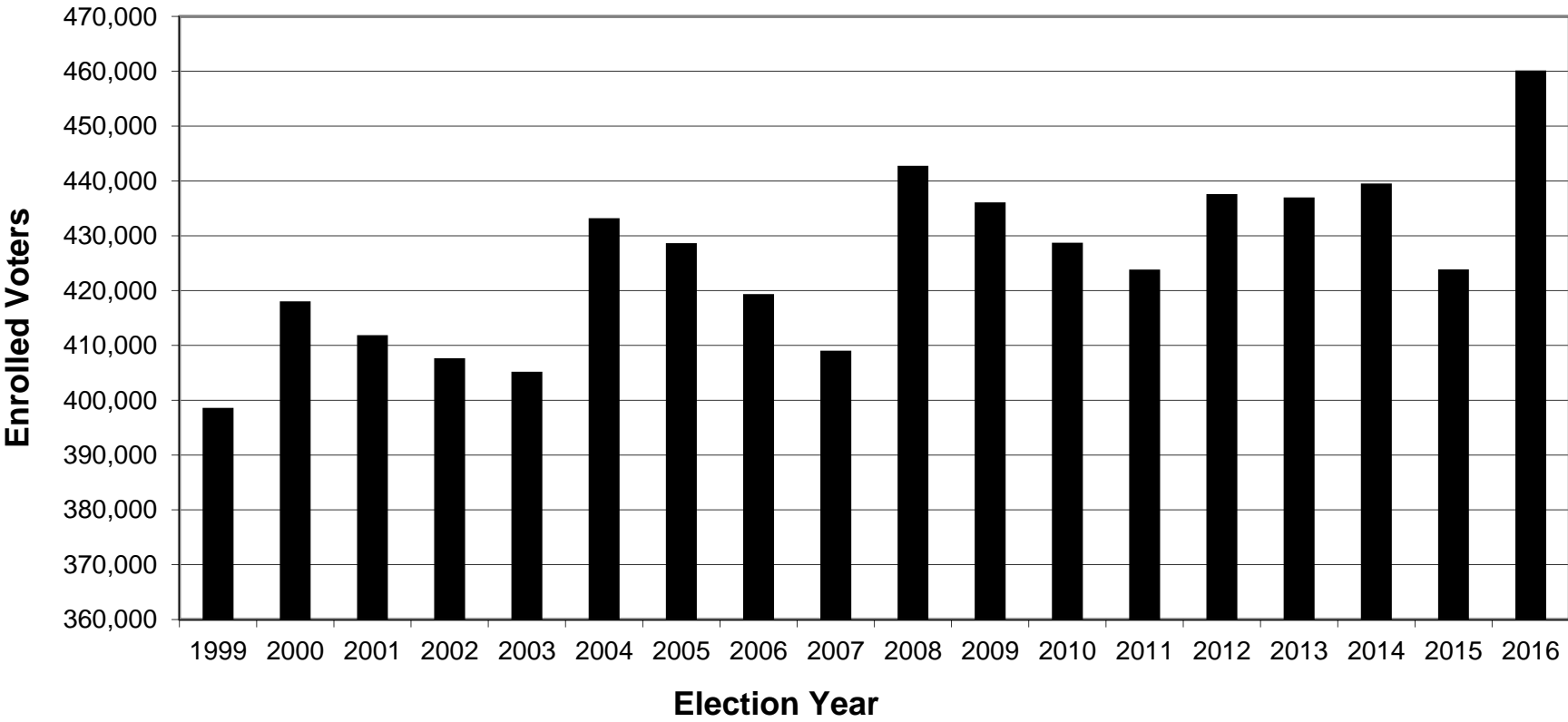
<u>LEGISLATIVE DISTRICT OR TOWN</u>	<u>ELECTION DISTRICT</u>	<u>VOTERS ELIGIBLE</u>	<u>VOTED</u>	<u>PERCENT TURNOUT</u>
Webster				
	31	805	613	76.1
	32	837	694	82.9
	33	646	518	80.2
	34	367	303	82.6
	35	453	369	81.5
	36	566	453	80.0
	37	1,056	877	83.0
	38	715	558	78.0
	39	581	474	81.6
	40	1,527	1,127	73.8
	41	850	693	81.5
	42	670	557	83.1
	43	579	443	76.5
Webster		<u>30,448</u>	<u>24,395</u>	<u>80.1</u>
Wheatland				
	1	573	449	78.4
	2	592	471	79.6
	3	772	602	78.0
	4	655	507	77.4
	5	677	534	78.9
Wheatland		<u>3,269</u>	<u>2,563</u>	<u>78.4</u>
TOWNS		<u>356,820</u>	<u>280,787</u>	<u>78.7</u>
GRAND TOTAL:		<u><u>460,140</u></u>	<u><u>351,114</u></u>	<u><u>76.3</u></u>

# PARTY ENROLLMENTS BY AGE



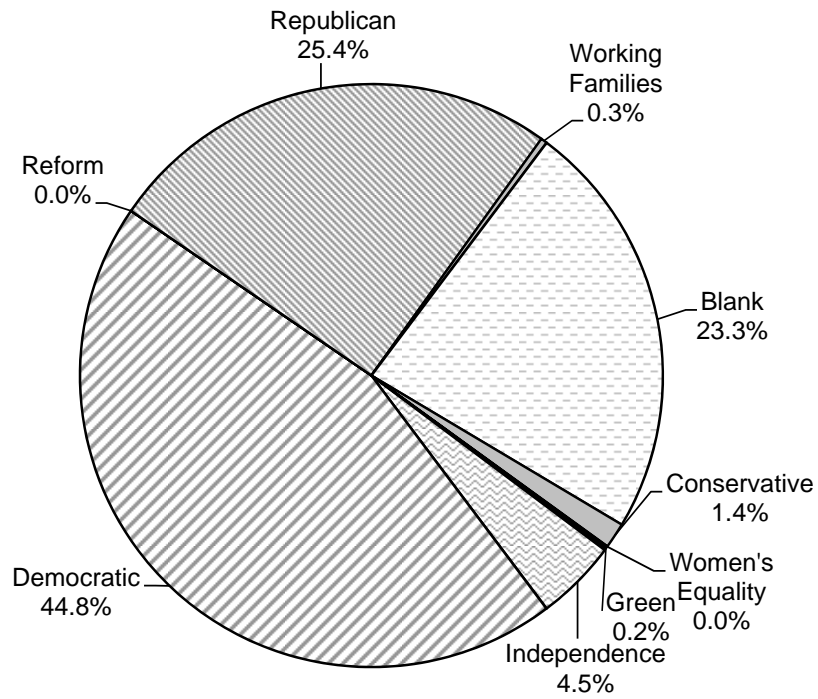
# Voter Registration

For 1999 to 2016 General Elections

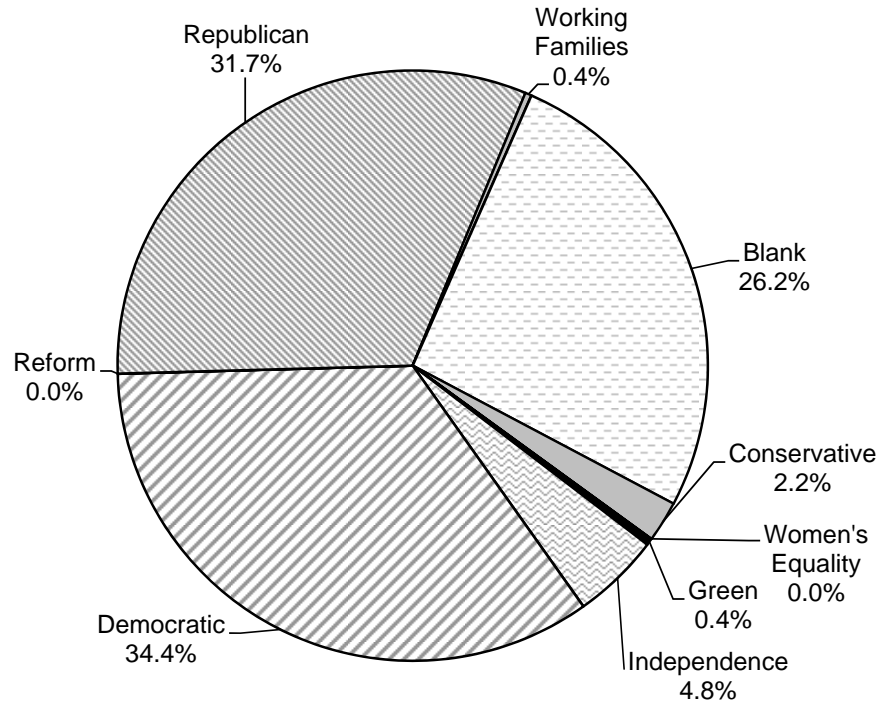




# PROFILE OF PARTY ENROLLMENTS BY GENDER



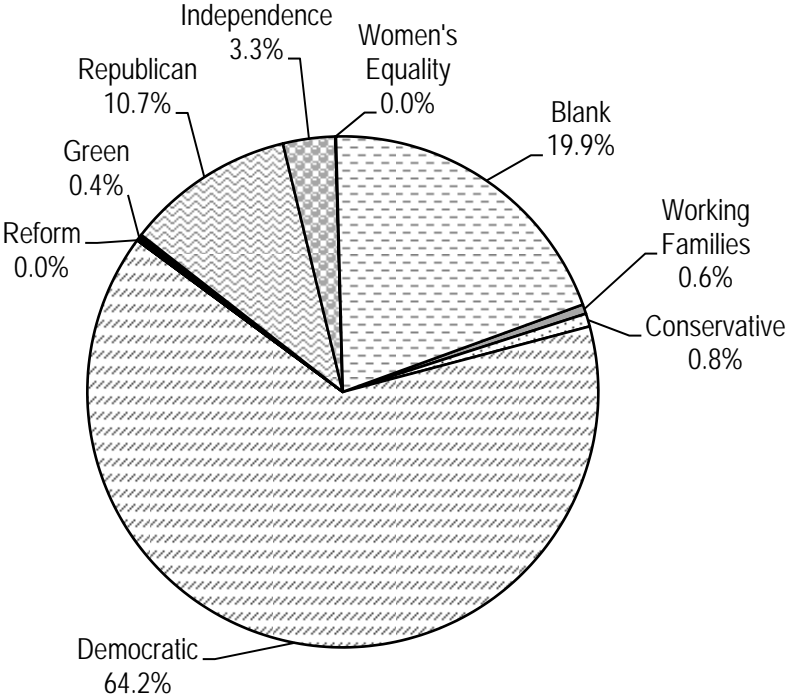
**Female**



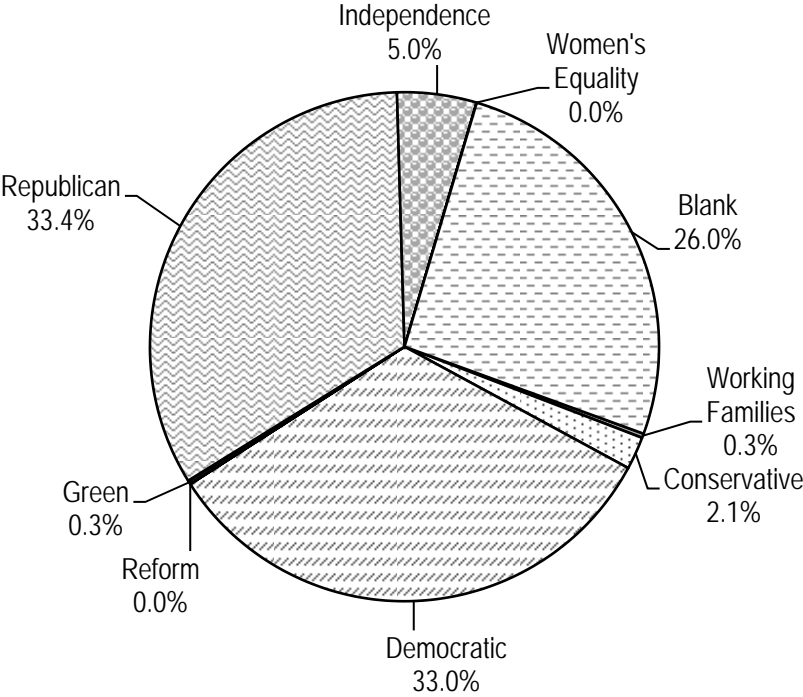
**Male**

# PROFILE OF PARTY ENROLLMENTS

By Location

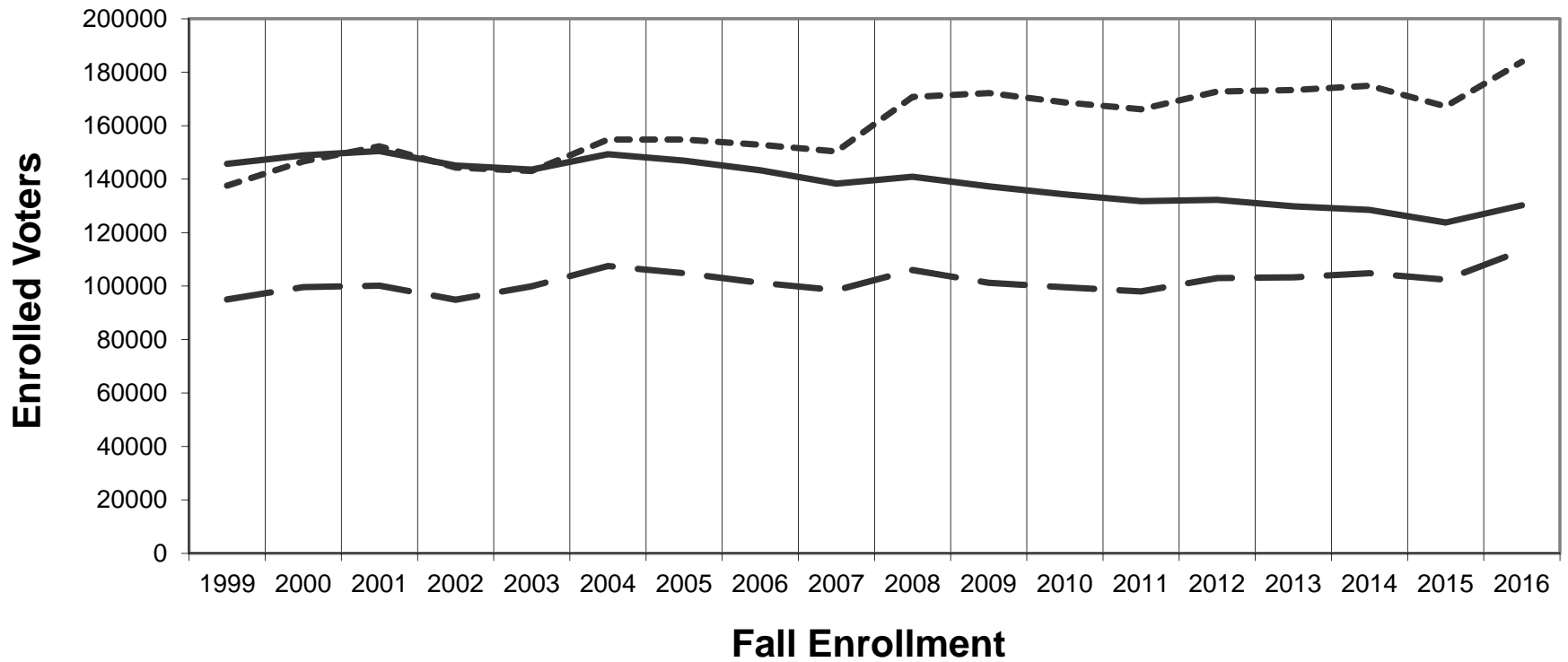


City



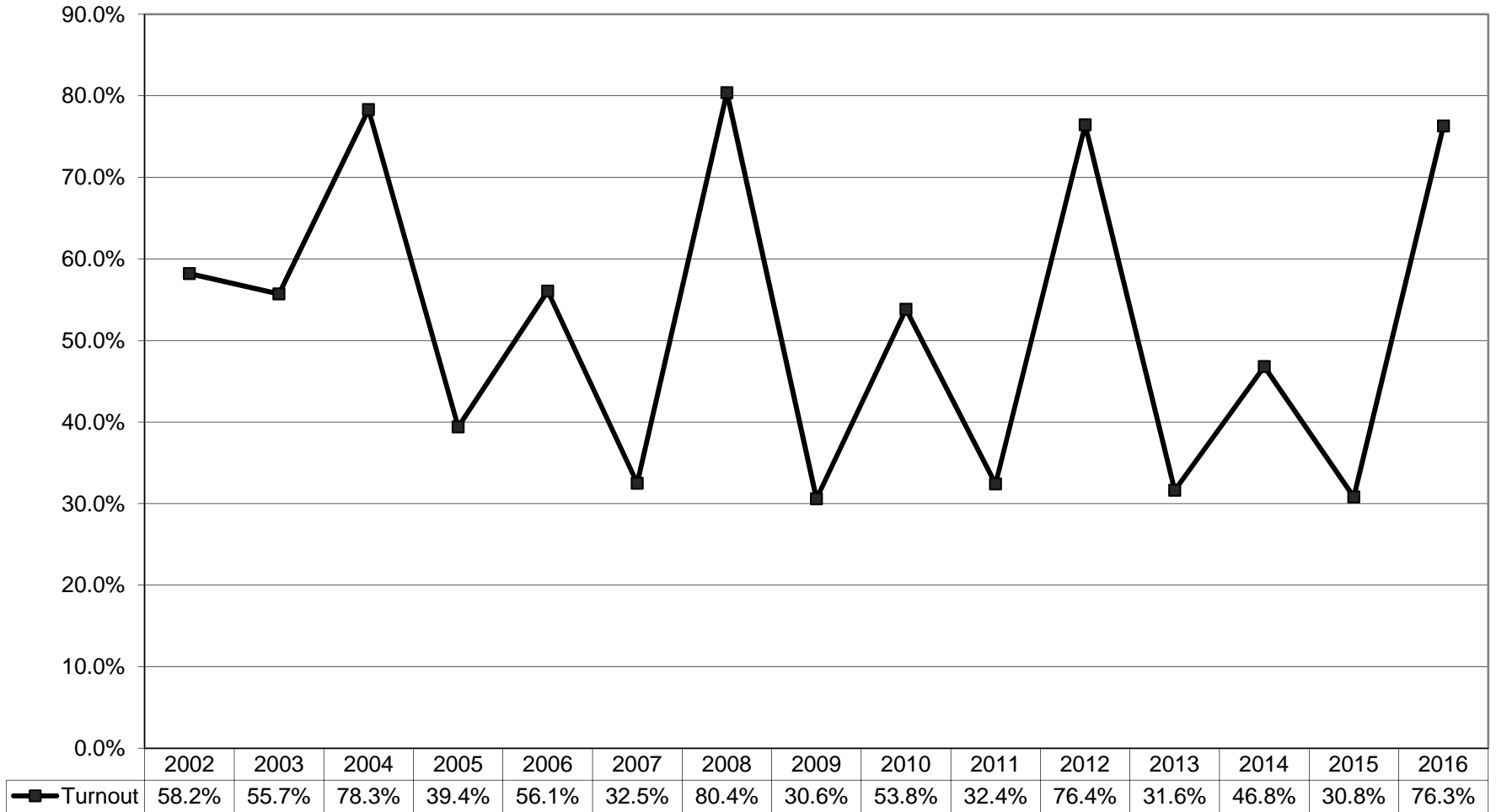
Towns

# Party Enrollment Trends



— Republican    - - - Democrat    - . - Blank

# VOTER TURNOUT FOR THE GENERAL ELECTION 2002 Through 2016



## VOTER TURNOUT HISTORY

Year	Registered Voters	Number Voting	Turnout
2016	460,140	351,114	76.3%
2015	423,859	130,812	30.9%
2014	439,534	205,990	46.9%
2013	436,978	138,384	31.7%
2012	437,858	336,447	76.8%
2011	423,833	137,514	32.4%
2010	428,736	233,802	54.5%
2009	436,090	133,427	30.6%
2008	442,771	359,083	81.1%
2007	409,701	132,973	32.5%
2006	419,368	236,477	56.4%
2005	428,643	169,183	39.5%
2004	433,210	344,860	79.6%
2003	405,192	226,044	55.8%
2002	407,664	236,691	58.1%
2001	411,870	180,140	43.7%
2000	418,041	322,394	77.1%
1999	398,605	156,007	39.1%
1998	398,749	243,338	61.0%
1997	400,304	175,945	44.0%
1996	401,311	313,531	78.1%
1995	370,380	162,805	44.0%
1994	375,974	260,831	69.4%
1993	372,647	171,732	46.1%
1992	386,447	344,009	89.0%
1991	332,460	236,403	71.1%
1990	339,430	226,634	66.8%
1989	347,479	184,047	53.0%
1988	370,663	314,046	84.7%
1987	329,156	215,370	65.4%
1986	339,971	230,498	67.8%
1985	353,149	154,123	43.6%
1984	380,186	320,191	84.2%
1983	348,622	225,376	64.6%
1982	340,165	256,092	75.3%
1981	329,075	194,989	59.3%
1980	349,265	310,042	88.8%
1979	307,673	219,752	71.4%