



MONROE COUNTY BOARD OF ELECTIONS

39 WEST MAIN STREET • ROCHESTER, NEW YORK 14614 • (585) 753-1550
TTD# 753-1544

PETER M. QUINN
COMMISSIONER

THOMAS F. FERRARESE
COMMISSIONER

DOUGLAS E. FRENCH
DEPUTY COMMISSIONER

COLLEEN ANDERSON
DEPUTY COMMISSIONER

OFFICIAL CANVASS
OF THE
BOARD OF CANVASSERS
OF THE
COUNTY OF MONROE

www.monroecounty.gov/elections

IN RELATION TO THE VOTES GIVEN AT THE **VILLAGE ELECTIONS** HELD ON THE NINETEENTH DAY OF MARCH, AND THE EIGHTEENTH DAY OF JUNE, THE **PRIMARY ELECTION** HELD ON THE TENTH DAY OF SEPTEMBER AND THE **GENERAL ELECTION** HELD IN SAID COUNTY ON THE FIFTH DAY OF NOVEMBER

2013

CONTENTS

Canvass of Village Election Results.....	3
Canvass of September Primary Election Results.....	5
Canvass of General Election Results.....	9
Listing of Party Abbreviations Appearing in Canvass	17
Text of Ballot Proposals Submitted to Voters	17
Party Enrollment Graph.....	19
September 10, 2013 Primary Election Results:	
Democratic – Mayor – City of Rochester.....	20
Democratic – Member of City Council - At Large.....	24
Democratic - Commissioner of Schools	33
Republican – Clarkson Town Justice.....	42
Republican – Hamlin Supervisor	43
Republican – Hamlin Member of Town Council	44
Republican – Henrietta Supervisor	45
Republican – Perinton Supervisor	46
Independence – Greece Town Justice.....	47
Independence – Greece Receiver of Taxes.....	48
November 5, 2013 General Election Results:	
County Court Judge	49
Family Court Judge.....	69
Sheriff	107
County Legislator 17 th District(2 Year Term)	128
County Legislator 19 th District(2 Year Term)	129
Mayor – City of Rochester.....	130
City Court Judge	137
Member of City Council – At Large.....	144
Commissioner of Schools	166
Brighton Town Offices	180
Chili Town Offices	183
Clarkson Town Offices.....	187
East Rochester Town/Village Offices.....	191
Gates Town Offices	193
Greece Town Offices	197
Hamlin Town Offices	213
Henrietta Town Offices.....	217
Irondequoit Town Offices.....	219
Mendon Town Offices	228
Ogden Town Offices.....	233
Parma Town Offices	237

CONTENTS

Penfield Town Offices	242
Perinton Town Offices	247
Pittsford Town Offices	255
Riga Town Offices	260
Rush Town Offices	264
Sweden Town Offices	266
Webster Town Offices	270
Wheatland Town Offices	273
State Proposal One, An Amendment – Authorizing Casino Gaming	277
State Proposal Two, An Amendment – Additional Civil Service Credit For Veterans With Disabilities	298
State Proposal Three, An Amendment – Exclusion of Indebtedness Contracted For Sewage Facilities	319
State Proposal Four, An Amendment – Settling Disputed Title In The Forest Reserve.....	340
State Proposal Five, An Amendment – In Relation To A Land Exchange In The State Forest Preserve With NYCO Minerals, Inc.	361
State Proposal Six, An Amendment – Increasing Age Until Which Certain State Judges Can Serve	382
Voter Turnout - 2013 General Election	403
Party Enrollment by Age	422
Voter Registration 1996 - 2013	423
Party Enrollment by Gender	424
Party Enrollment by Location	425
Party Enrollment Trends	426
Voter Turnout General Elections 2001 – 2013	427
Voter Turnout History.....	428

CANVASS OF VILLAGE ELECTION RESULTS

We, Peter M. Quinn and Thomas F. Ferrarese, Board of Elections of the County of Monroe, having canvassed the votes cast at the following elections, do hereby certify that the candidates listed below received the votes set opposite their names:

March 19, 2013

CHURCHVILLE VILLAGE TRUSTEE – 4 YEAR TERM

Progress, John T. Hartman29 Votes
Aany, Scott A. Cullen21 Votes

HONEOYE FALLS VILLAGE MAYOR – 4 YEAR TERM

Involved Citizens, Richard B. Milne64 Votes

HONEOYE FALLS VILLAGE TRUSTEE – 4 YEAR TERM

Community First, James F. Alfieri.....57 Votes
Robust Community, Shari F. Stottler.....61 Votes

HONEOYE FALLS VILLAGE JUSTICE – 4 YEAR TERM

Justice, Sheldon W. Boyce.....61 Votes

PITTSFORD VILLAGE MAYOR - 4 YEAR TERM

Democratic, Robert C. Corby272 Votes
Republican, Trip Pierson121 Votes
Conservative/Pittsford Village United, Robert C. Corby.....71 Votes

PITTSFORD VILLAGE TRUSTEE - 4 YEAR TERM

Democratic, Stacey Freed255 Votes
Democratic, Lili Lanphear241 Votes
Republican/No To 75 Monroe, Leslie K. Buck93 Votes
Republican/No To 75 Monroe, Christopher Linares.....108 Votes
Conservative, Leslie K. Buck24 Votes
Conservative, Christopher Linares.....35 Votes
Pittsford Village United, Stacey Freed75 Votes
Pittsford Village United, Lili Lanphear70 Votes

SPENCERPORT VILLAGE MAYOR - 4 YEAR TERM

Village Choice, Joyce A. Lobene.....234 Votes

SPENCERPORT VILLAGE TRUSTEE - 4 YEAR TERM

Gond, Glenn C. Granger148 Votes
People's, Theodore E. Rauber.....140 Votes
People's, Charles R. Hopson.....147 Votes
Village Works, Fritz Gunther.....69 Votes

June 18, 2013

BROCKPORT VILLAGE MAYOR – 4 YEAR TERM

Taxpayer's First, Maria C. Castaneda.....355 Votes
Revitalize Brockport, Margay Blackman.....616 Votes

BROCKPORT VILLAGE TRUSTEE – 4 YEAR TERM

Taxpayer's First, Danny E. Blackburn.....	120 Votes
Taxpayer's First, Richard Ross.....	342 Votes
Revitalize Brockport, Carol L. Hannan.	592 Votes
Revitalize Brockport, Valerie A. Ciciotti.....	601 Votes
Write-In, Kristina Telles	235 Votes

CANVASS OF PRIMARY ELECTION RESULTS

We, Peter M. Quinn and Thomas F. Ferrarese, Board of Elections of the County of Monroe, having canvassed the votes cast at the Primary Election held in this state on the 10th day of September, 2013, do hereby certify that the following candidates received the votes set opposite their names:

DEMOCRATIC PARTY

CITY OF ROCHESTER - MAYOR

Lovely A. Warren..... 8,772 Votes
Thomas S. Richards..... 6,309 Votes

MEMBER OF CITY COUNCIL - AT LARGE

Carolee A. Conklin..... 7,939 Votes
Lisa A. Jacques..... 4,058 Votes
Ann C. Lewis..... 4,777 Votes
Jackie Ortiz..... 7,722 Votes
Marlowe V.N. Washington 4,648 Votes
Loretta C. Scott..... 10,757 Votes
Matt Haag 5,728 Votes
Dana K. Miller..... 7,456 Votes
Anthony Giordano..... 3,235 Votes

COMMISSIONER OF SCHOOLS

Donald Hardaway..... 2,611 Votes
Ernest S. Flagler 2,882 Votes
Howard J. Eagle 2,039 Votes
Timothy C. McCauley..... 2,056 Votes
Candice A. Lucas 4,406 Votes
Cynthia A. Elliott 6,663 Votes
Ronald Hall..... 879 Votes
Van White..... 8,003 Votes
Jose A. Cruz..... 4,522 Votes
Liz Hallmark..... 3,276 Votes

REPUBLICAN PARTY

CLARKSON TOWN JUSTICE

Allyn S. Hammel..... 181 Votes
Robert S. Rejewski, Sr. 82 Votes

HAMLIN SUPERVISOR

Eric G. Peters..... 355 Votes
Thomas N. Breslawski 394 Votes

HAMLIN MEMBER OF TOWN COUNCIL

Kurtis A. Goltermann	374 Votes
Craig A. Goodrich	485 Votes
Jason M. Baxter	450 Votes

HENRIETTA SUPERVISOR

Michael B. Yudelson	701 Votes
Jack W. Moore	1,355 Votes

PERINTON SUPERVISOR

Edmund M. Dunn	197 Votes
Mike Barker	1,077 Votes

Member of County Committee
Town of Hamlin, 1st Election District

Jonathan J. Gotham	31 Votes
John J. Cottom, 3rd	37 Votes
Victoria A. Gotham	33 Votes
Lori C. Moses	38 Votes
Patricia E. Cottom	42 Votes

Member of County Committee
Town of Hamlin, 2nd Election District

Bernard J. Maier	50 Votes
Jennifer N. Breslawski	31 Votes
Jason M. Baxter	64 Votes
Jason J. Bello	23 Votes
Mark J. Breslawski	21 Votes
Kathi A. Rickman	101 Votes
Steven J. Baase	90 Votes
Shawn A. Baxter	26 Votes
Will W. Rickman, Jr.	52 Votes

Member of County Committee
Town of Hamlin, 3rd Election District

Laurie E. Goltermann	17 Votes
Walt Fisher	22 Votes
Connie M. Nau	11 Votes
Craig M. Baxter	14 Votes
Shirley J. Baxter	11 Votes
Paul J. Nau	10 Votes
James R. Schiebel	19 Votes
Martin C. Maier	28 Votes

Member of County Committee
Town of Hamlin, 4th Election District

Scott A. Nundy	32 Votes
Michael E. German	19 Votes
Arthur M. McFarlane	36 Votes
Jill M. Nundy	33 Votes
Susan E. Carlson.....	21 Votes
Martin H. Brimm.....	18 Votes
Jaclyn M. German	20 Votes
Thomas A. Rohr	23 Votes

Member of County Committee
Town of Hamlin, 5th Election District

Linda G. DeRue.....	28 Votes
John G. DeRue	25 Votes
James W. Nesbitt.....	45 Votes
Michael J. Marchetti.....	42 Votes
Gundula W. Harding	15 Votes
Ann N. Breslawski	40 Votes
Chris J. Schlieter.....	17 Votes
Thomas N. Breslawski	47 Votes

Member of County Committee
Town of Hamlin, 7th Election District

Patricia A. Macintosh.....	51 Votes
Lucinda M. Lutwiller	28 Votes
Craig A. Goodrich	64 Votes
Sandra G. Smith	31 Votes
Joann M. Scotty	33 Votes
Jessica A. Baxter	45 Votes
Peter P. Terry.....	46 Votes

Member of County Committee
Town of Hamlin, 8th Election District

Jaime M. Burroughs	29 Votes
Linda M. Atkins	31 Votes
Anthony J. DiNatale.....	31 Votes
Elizabeth A. Spencer	37 Votes
James N. Atkins.....	24 Votes
Jeromy E. Spencer.....	25 Votes

Member of County Committee
Town of Hamlin, 9th Election District

David E. Harding.....	20 Votes
Thomas G. Lenz	28 Votes
Joseph G. Mussler	13 Votes
Kurtis A. Goltermann.....	26 Votes
Kimberly A. Peters	31 Votes
Eric G. Peters.....	36 Votes
Edward A. Haight.....	20 Votes
Erich J. Burroughs.....	19 Votes

Member of County Committee
Town of Hamlin, 10th Election District

Mary Ann Knapp.....	89 Votes
Rosemary K. Burroughs.....	68 Votes
Bonnie H. Beardsley	90 Votes
Karl J. Burroughs	72 Votes
David G. Rose	91 Votes

INDEPENDENCE PARTY

GREECE TOWN JUSTICE

David Michael Barry, Sr.	127 Votes
Vincent B. Campbell	169 Votes
Gino M. Nitti	144 Votes
Gregg H. Redmond	140 Votes

GREECE RECEIVER OF TAXES

Rick Antelli	159 Votes
Walter J. Schiemann.....	47 Votes

CANVASS OF GENERAL ELECTION RESULTS

We, Peter M. Quinn and Thomas F. Ferrarese, Board of Elections of the County of Monroe, having canvassed the votes cast at the General Election held in this state on the 5th day of November, 2013, hereby certify that the following candidates received the votes set opposite their names:

COUNTY COURT JUDGE

Democratic, Christopher S. Ciaccio	64,454 Votes
Republican-Conservative-Working Families-Independence, Paul D. Irving	61,150 Votes

FAMILY COURT JUDGE

Democratic-Working Families, Juan A. Nevarez	55,339 Votes
Democratic-Independence, Nathan A. Van Loon	50,836 Votes
Republican-Conservative, Jim Walsh	63,337 Votes
Republican-Conservative-Working Families-Independence, Dandrea L. Ruhlmann	64,011 Votes

SHERIFF

Republican-Conservative-Independence, Patrick M. O'Flynn	98,595 Votes
Green, Emily Clare Good	13,408 Votes

COUNTY LEGISLATOR 17TH DISTRICT -2 YEAR TERM

Democratic-Working Families-Independence, Joseph D. Morelle, Jr.	3,380 Votes
Republican, Edward W. McClenathan	1,604 Votes

COUNTY LEGISLATOR 19TH DISTRICT -2 YEAR TERM

Democratic-Working Families, Michael A. Bertolone	1,955 Votes
Republican-Conservative-Independence, Kathleen A. Taylor	3,356 Votes

MAYOR – CITY OF ROCHESTER

Democratic, Lovely A. Warren	18,794 Votes
Working Families-Independence, Thomas S. Richards	13,415 Votes
Green, Alex White.	1,784 Votes

CITY COURT JUDGE

Democratic-Working Families-Independence, Jack Elliott	23,249 Votes
Democratic-Working Families-Independence, Caroline Morrison	23,515 Votes

MEMBER OF CITY COUNCIL – AT LARGE

Democratic-Independence, Carolee A. Conklin	19,367 Votes
Democratic-Working Families-Independence, Jackie Ortiz	20,635 Votes
Democratic-Independence, Loretta C. Scott	23,243 Votes
Democratic-Working Families-Independence, Matt Haag	20,300 Votes
Democratic-Independence, Dana K. Miller	20,073 Votes
Working Families, Marlowe V.N. Washington	3,471 Votes
Green, Andrew P. Langdon.	2,936 Votes
Green, David R. Atias	3,128 Votes
Green, Dorothy A. Paige	3,570 Votes

COMMISSIONER OF SCHOOLS

Democratic, Cynthia A. Elliott	15,190 Votes
Democratic-Working Families-Independence, Van White.....	21,904 Votes
Democratic-Working Families-Independence, Jose A. Cruz	18,051 Votes
Republican, Mia C. Hodgins.....	5,096 Votes
Working Families-Independence, Candice A. Lucas	7,079 Votes
Green, Lori F. Thomas.....	2,896 Votes
Freedom, Howard J. Eagle.....	2,194 Votes
Freedom, Ronald Hall.....	1,680 Votes

BRIGHTON SUPERVISOR

Democratic-Working Families-Independence, William W. Moehle.....	5,546 Votes
--	-------------

BRIGHTON TOWN CLERK

Democratic-Working Families-Independence, Daniel E. Aman	5,479 Votes
--	-------------

BRIGHTON MEMBER OF TOWN COUNCIL

Democratic-Independence, James R. Vogel	5,398 Votes
Democratic-Independence, Louise Novros	5,229 Votes

CHILI SUPERVISOR

Republican-Conservative-Independence, David J. Dunning.....	3,913 Votes
---	-------------

CHILI TOWN CLERK

Republican-Conservative-Independence, Virginia L. Ignatowski.....	4,001 Votes
---	-------------

CHILI TOWN JUSTICE

Republican-Conservative-Working Families-Independence, Ronald G. Evangelista.....	3,947 Votes
---	-------------

CHILI MEMBER OF TOWN COUNCIL

Republican-Conservative-Independence, Tracy A. DiFlorio	3,902 Votes
Republican-Conservative-Independence, Mary C. Sperr	3,835 Votes

CLARKSON SUPERVISOR

Republican-Conservative-Independence, Paul M. Kimball	910 Votes
---	-----------

CLARKSON TOWN JUSTICE

Democratic, Robert S. Rejewski, Sr.	419 Votes
Republican-Conservative-Independence, Allyn S. Hammel	668 Votes

CLARKSON MEMBER OF TOWN COUNCIL

Republican-Conservative-Independence, Allan T. Hoy	904 Votes
Republican-Conservative-Independence, Patrick M. Didas	895 Votes

CLARKSON SUPERINTENDENT OF HIGHWAYS

Republican-Conservative-Independence, Robert M. Viscardi	928 Votes
--	-----------

EAST ROCHESTER TOWN JUSTICE

Republican-Conservative-Working Families-Independence, David P. Bonacchi.....	896 Votes
---	-----------

EAST ROCHESTER VILLAGE TRUSTEE

Democratic, Brian D. Pyfrom	354 Votes
Democratic, Dennis J. Greco	533 Votes
Republican-Conservative-Independence, Ted Conners.....	768 Votes
Republican-Conservative-Working Families-Independence, Amy Monachino.....	717 Votes

GATES SUPERVISOR

Republican-Conservative-Independence, Mark W. Assini.....	4,049 Votes
---	-------------

GATES TOWN JUSTICE

Republican-Conservative-Independence, Peter P. Papatelli	3,881 Votes
--	-------------

GATES MEMBER OF TOWN COUNCIL

Democratic, Michelle M. Metallo.....	1,829 Votes
Democratic, Brenda L. James	1,713 Votes
Republican-Conservative-Independence, Lee Cordero	2,666 Votes
Republican-Conservative-Independence, Frank Allkofer	2,705 Votes

GREECE SUPERVISOR

Democratic-Working Families, Dick Beebe.....	7,859 Votes
Republican-Conservative-Independence, Bill Reilich.....	11,405 Votes

GREECE TOWN JUSTICE

Democratic, Nickolas S. Clidas	5,148 Votes
Democratic-Working Families-Independence, Gregg H. Redmond.....	8,014 Votes
Republican-Conservative-Independence, Gino M. Nitti	11,830 Votes
Republican-Conservative, David Michael Barry, Sr.	12,059 Votes
Republican-Conservative-Independence, Vincent B. Campbell	12,865 Votes

GREECE MEMBER OF TOWN COUNCIL - 1ST WARD

Democratic-Working Families, Timothy J. Holler, Jr.	1,624 Votes
Republican-Conservative-Independence, Mike Barry.....	2,802 Votes

GREECE MEMBER OF TOWN COUNCIL - 2ND WARD

Democratic, Wendy J. Wright	2,096 Votes
Republican-Conservative-Independence, Brett C. Granville	2,647 Votes

GREECE MEMBER OF TOWN COUNCIL - 3RD WARD

Democratic-Working Families, Rita E. Garretson.....	1,700 Votes
Republican-Conservative-Independence, Andrew J. Conlon.....	2,521 Votes

GREECE MEMBER OF TOWN COUNCIL - 4TH WARD

Democratic, Norma J. Cummings.....	1,846 Votes
Republican-Conservative-Independence, Kirk Morris.....	3,140 Votes

GREECE RECEIVER OF TAXES

Democratic-Working Families, Ellen M. Oberton	7,672 Votes
Republican-Conservative-Independence, Rick Antelli.....	11,048 Votes

HAMLIN SUPERVISOR

Republican, Thomas N. Breslawski..... 993 Votes
Conservative, Eric G. Peters 1,037 Votes

HAMLIN TOWN JUSTICE

Republican-Conservative-Independence, Richard W. Moffett..... 1,774 Votes

HAMLIN MEMBER OF TOWN COUNCIL

Democratic, Roberta A. Fey 869 Votes
Republican-Conservative-Independence, Craig A. Goodrich 1,303 Votes
Republican-Conservative-Independence, Jason M. Baxter 1,349 Votes
Write In, Kurtis Goltermann 224 Votes

HAMLIN SUPERINTENDENT OF HIGHWAYS

Republican-Conservative-Independence, Steven J. Baase 1,835 Votes

HENRIETTA SUPERVISOR

Republican, Jack W. Moore..... 4,168 Votes
Conservative-Independence, Michael B. Yudelson..... 3,913 Votes

HENRIETTA MEMBER OF TOWN COUNCIL

Republican-Conservative-Independence, Kenneth H. Breese 6,503 Votes
Republican-Independence, Janet B. Zinck 6,324 Votes

IRONDEQUOIT SUPERVISOR

Democratic-Working Families-Independence, Adam J. Bello 6,608 Votes
Republican-Conservative, Mary Joyce D' Aurizio..... 5,435 Votes

IRONDEQUOIT TOWN JUSTICE

Democratic-Conservative-Working Families-Independence, Joseph J. Valentino. 9,779 Votes
Democratic-Conservative-Independence, Joseph T. Genier..... 9,648 Votes

IRONDEQUOIT MEMBER OF TOWN COUNCIL

Democratic-Conservative-Working Families-Independence, David A. Seeley 7,426 Votes
Democratic-Working Families-Independence, Lorie Barnum 6,482 Votes
Republican, Paul A. Marasco 4,253 Votes
Republican-Conservative, William J. Brongo 4,562 Votes

MENDON SUPERVISOR

Republican-Conservative-Independence, John D. Moffitt 1,686 Votes

MENDON TOWN CLERK

Republican-Conservative-Independence, James P. Merzke 1,701 Votes

MENDON TOWN JUSTICE

Republican-Conservative-Independence, Cara M. Briggs 1,646 Votes

MENDON MEMBER OF TOWN COUNCIL

Democratic-Working Families/Conservation, Joe Rosenshein	740 Votes
Democratic-Conservation, Byron H. Rubin	659 Votes
Republican-Conservative-Independence, John E. Rooney	1,204 Votes
Republican-Conservative-Independence, Cynthia M. Carroll.....	1,270 Votes

MENDON SUPERINTENDENT OF HIGHWAYS

Republican-Conservative-Independence, William E. Smith	1,676 Votes
--	-------------

OGDEN SUPERVISOR

Republican-Conservative-Independence, Gay H. Lenhard	2,369 Votes
--	-------------

OGDEN TOWN JUSTICE

Republican-Conservative-Independence, David A. Murante	2,425 Votes
--	-------------

OGDEN MEMBER OF TOWN COUNCIL

Republican-Conservative-Independence, Thomas J. Cole.	2,372 Votes
Republican-Conservative-Independence, Thomas J. Uschold.	2,270 Votes

OGDEN SUPERINTENDENT OF HIGHWAYS

Republican-Conservative-Independence, David H. Widger.....	2,382 Votes
--	-------------

PARMA SUPERVISOR

Republican-Conservative-Independence, James M. Smith	1,767 Votes
Common Sense Party of Parma, Edward Arnold.....	1,062 Votes

PARMA TOWN CLERK

Republican-Conservative-Independence, Donna K. Curry	2,567 Votes
--	-------------

PARMA TOWN JUSTICE

Republican-Conservative-Independence, James E. Maley, Jr.	2,505 Votes
--	-------------

PARMA MEMBER OF TOWN COUNCIL

Republican-Conservative-Independence, Tina M. Brown	1,759 Votes
Republican-Conservative-Independence, James Roose	1,681 Votes
Common Sense Party of Parma, Mark F. Bernreuther	1,094 Votes
Common Sense Party of Parma, Stanley J. Hoy	1,049 Votes

PARMA SUPERINTENDENT OF HIGHWAYS

Republican-Conservative-Independence, Brian F. Speer	2,417 Votes
--	-------------

PENFIELD SUPERVISOR

Republican-Conservative-Independence, Tony LaFountain	6,008 Votes
---	-------------

PENFIELD TOWN CLERK

Republican-Conservative-Independence, Amy M. Steklof	5,957 Votes
--	-------------

PENFIELD TOWN JUSTICE

Republican-Conservative-Independence, Jim Mulley	5,938 Votes
--	-------------

PENFIELD MEMBER OF TOWN COUNCIL

Democratic-Working Families, Timothy M. Murphy	3,489 Votes
Democratic, Jeff Burns	2,970 Votes
Republican-Conservative-Independence, Andy Moore.....	3,781 Votes
Republican-Conservative-Independence, Paula C. Metzler	3,867 Votes

PERINTON SUPERVISOR

Republican-Conservative-Independence, Mike Barker.....	7,346 Votes
--	-------------

PERINTON TOWN CLERK

Republican-Conservative-Independence, Jennifer A. West	7,339 Votes
--	-------------

PERINTON TOWN JUSTICE

Republican-Conservative-Independence, Michael H. Arnold.....	7,295 Votes
--	-------------

PERINTON MEMBER OF TOWN COUNCIL

Republican-Conservative-Independence, Ciaran T. Hanna.....	7,203 Votes
Republican-Conservative-Independence, Peg S. Havens	7,101 Votes

PITTSFORD SUPERVISOR

Democratic, Craig T. Raisner	2,495 Votes
Republican-Conservative-Independence, William A. Smith.....	3,721 Votes

PITTSFORD TOWN JUSTICE

Republican-Conservative-Working Families-Independence, William K. Taylor	4,977 Votes
Republican-Conservative-Working Families-Independence, John E. Bernacki, Jr.....	4,989 Votes

PITTSFORD MEMBER OF TOWN COUNCIL

Democratic, Pamela A. Cooper-Vince.....	2,788 Votes
Democratic, Terence W. Steg	2,523 Votes
Republican-Conservative-Independence, Jared C. Lusk	3,660 Votes
Republican-Conservative-Independence, Mary Gehl Doyle	3,371 Votes

RIGA SUPERVISOR

Republican-Conservative-Independence, Robert Ottley	1,263 Votes
---	-------------

RIGA TOWN CLERK

Democratic-Citizens of Riga, Kimberly A. Pape.....	849 Votes
Republican-Conservative-Working Families-Independence, Elizabeth Hannah	742 Votes

RIGA MEMBER OF TOWN COUNCIL

Democratic-Citizens of Riga, Mark D. Majewski	623 Votes
Republican-Conservative-Independence, Deborah Campanella	1,076 Votes
Republican-Conservative-Independence, James Fodge.	1,116 Votes

RIGA SUPERINTENDENT OF HIGHWAYS

Democratic-Citizens of Riga, Christopher H. McDonald.....	582 Votes
Republican-Conservative-Independence, David Smith.....	998 Votes

RUSH SUPERVISOR

Democratic-Open Rush Government, Kathryn Hankins 572 Votes
Republican-Conservative-Independence, Richard E. Anderson..... 717 Votes

RUSH MEMBER OF TOWN COUNCIL

Democratic-Open Rush Government, David S. Sluberski..... 634 Votes
Republican-Conservative-Independence, Cathleen M. Frank 815 Votes
Republican-Conservative, Rita D. McCarthy. 765 Votes

SWEDEN SUPERVISOR

Republican-Conservative-Independence, Robert A. Carges 1,076 Votes

SWEDEN TOWN CLERK

Republican-Conservative-Independence, Karen M. Sweeting 1,140 Votes

SWEDEN TOWN JUSTICE

Republican-Conservative-Independence, Kevin Johnson 1,112 Votes

SWEDEN MEMBER OF TOWN COUNCIL

Republican-Conservative-Independence, Robert L. Muesebeck..... 1,071 Votes
Republican-Conservative-Independence, Danielle L. Windus-Cook..... 998 Votes

WEBSTER SUPERVISOR

Republican-Conservative-Independence, Ronald W. Nesbitt 5,559 Votes

WEBSTER TOWN JUSTICE

Republican-Conservative-Independence, Thomas J. DiSalvo..... 5,708 Votes

WEBSTER MEMBER OF TOWN COUNCIL

Republican-Conservative-Independence, Patricia T. Cataldi..... 5,554 Votes
Republican-Conservative-Independence, Barry A. Deane. 5,417 Votes

WHEATLAND SUPERVISOR

Republican-Conservative-Independence, Linda M. Dobson 626 Votes

WHEATLAND TOWN JUSTICE

Republican-Conservative- Independence, Nicole Bayly-Henshaw 632 Votes

WHEATLAND MEMBER OF TOWN COUNCIL

Republican-Conservative-Independence, Lisa Wasson..... 630 Votes
Republican-Conservative-Independence, Edward Shero 613 Votes

WHEATLAND SUPERINTENDENT OF HIGHWAYS

Republican-Conservative-Independence, Howard C. Hazelton 655 Votes

PROPOSAL NUMBER ONE, AN AMENDMENT
AUTHORIZING CASINO GAMING

Yes 62,815 Votes
No..... 63,174 Votes

PROPOSAL NUMBER TWO, AN AMENDMENT
ADDITIONAL CIVIL SERVICE CREDIT FOR VETERANS WITH DISABILITIES

Yes 102,040 Votes
No..... 18,998 Votes

PROPOSAL NUMBER THREE, AN AMENDMENT
EXCLUSION OF INDEBTEDNESS CONTRACTED FOR SEWAGE FACILITIES

Yes 68,533 Votes
No..... 43,413 Votes

PROPOSAL NUMBER FOUR, AN AMENDMENT
SETTLING DISPUTED TITLE IN THE FOREST PRESERVE

Yes 86,858 Votes
No..... 26,367 Votes

PROPOSAL NUMBER FIVE, AN AMENDMENT
IN RELATION TO A LAND EXCHANGE IN THE STATE FOREST PRESERVE WITH NYCO
MINERALS, INC.

Yes 67,399 Votes
No..... 45,259 Votes

PROPOSAL NUMBER SIX, AN AMENDMENT
INCREASING AGE UNTIL WHICH CERTAIN STATE JUDGES CAN SERVE

Yes 46,290 Votes
No..... 73,829 Votes

PARTY ABBREVIATIONS APPEARING IN CANVASS

CNV	Conservation
CON	Conservative
COR	Citizens of Riga
CSPP	Common Sense Party of Parma
DEM	Democratic
FRE	Freedom
GRN	Green
IND	Independence
ORG	Open Rush Government
REP	Republican
WOR	Working Families
W-IN	Write-In

TEXT OF PROPOSALS SUBMITTED TO THE VOTERS

November 5, 2013

**PROPOSAL NUMBER ONE, AN AMENDMENT
AUTHORIZING CASINO GAMING**

The proposed amendment to section 9 of article 1 of the Constitution would allow the legislature to authorize up to seven casinos in New York State for the legislated purposes of promoting job growth, increasing aid to schools, and permitting local governments to lower property taxes through revenues generated. Shall the amendment be approved?

**PROPOSAL NUMBER TWO, AN AMENDMENT
ADDITIONAL CIVIL SERVICE CREDIT FOR VETERANS WITH DISABILITIES
CERTIFIED POST-APPOINTMENT**

The proposed amendment to section 6 of article 5 of the Constitution would entitle a veteran who has received civil service credit for a civil service appointment or promotion and subsequently is certified as disabled to additional civil service credit at a subsequent appointment or promotion. Shall the proposed amendment be approved?

**PROPOSAL NUMBER THREE, AN AMENDMENT
EXCLUSION OF INDEBTEDNESS CONTRACTED FOR SEWAGE FACILITIES**

The proposed amendment to Article 8, section 5 of the Constitution would extend for ten years, until January 1, 2024, the authority of counties, cities, towns, and villages to exclude from their constitutional debt limits indebtedness contracted for the construction or reconstruction of sewage facilities. Shall the proposed amendment be approved?

**PROPOSAL NUMBER FOUR, AN AMENDMENT
SETTLING DISPUTED TITLE IN THE FOREST PRESERVE**

The proposed amendment to section 1 of article 14 of the Constitution would authorize the Legislature to settle longstanding disputes between the State and private entities over ownership of certain parcels of land in the town of Long Lake, Hamilton County. In exchange for giving up its claim to disputed parcels, the State would get land to be incorporated into the forest preserve that would benefit the forest preserve more than the disputed parcels currently do. Shall the proposed amendment be approved?

**PROPOSAL NUMBER FIVE, AN AMENDMENT
IN RELATION TO A LAND EXCHANGE IN THE STATE FOREST PRESERVE WITH
NYCO MINERALS, INC.**

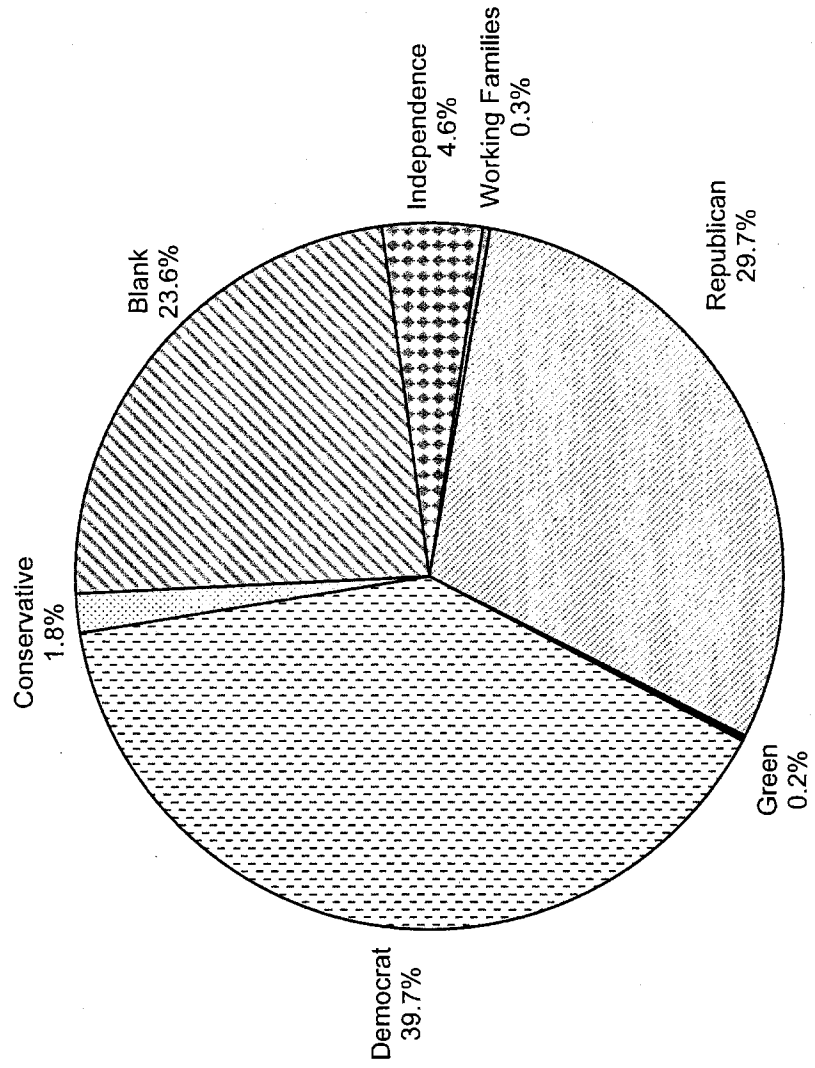
The proposed amendment to section 1 of article 14 of the Constitution would authorize the Legislature to convey forest preserve land located in the town of Lewis, Essex County, to NYCO Minerals, a private company that plans on expanding an existing mine that adjoins the forest preserve land. In exchange, NYCO Minerals would give the State at least the same amount of land of at least the same value, with a minimum assessed value of \$1 million, to be added to the forest preserve. When NYCO Minerals finishes mining, it would restore the condition of the land and return it to the forest preserve. Shall the proposed amendment be approved?

**PROPOSAL NUMBER SIX, AN AMENDMENT
INCREASING AGE UNTIL WHICH CERTAIN STATE JUDGES CAN SERVE**

The proposed amendment to the Constitution, amending sections 2 and 25 of article 6, would increase the maximum age until which certain state judges may serve as follows: (a) a Justice of the Supreme Court would be eligible for five additional two-year terms after the present retirement age of 70, instead of the three such terms currently authorized; and (b) a Judge of the Court of Appeals who reaches the age of 70 while in office would be permitted to remain in service on the Court for up to 10 years beyond the present retirement age of 70 in order to complete the term to which that Judge was appointed. Shall the proposed amendment be approved?

PROFILE OF PARTY ENROLLMENT

County of Monroe



MAYOR
CITY OF ROCHESTER
DEMOCRATIC PRIMARY
SUMMARY

LEGISLATIVE DISTRICT OR TOWN	TOTAL VOTES	LOVELY A. WARREN	THOMAS S. RICHARDS	SCATTER	BLANK AND VOID
		1A	2A		
Leg. Dist. 07	118	27	89	1	1
Leg. Dist. 16	218	128	88	0	2
Leg. Dist. 21	2,056	1,118	918	6	14
Leg. Dist. 22	1,569	1,198	344	6	21
Leg. Dist. 23	1,635	302	1,311	7	15
Leg. Dist. 24	1,190	244	926	5	15
Leg. Dist. 25	2,421	1,718	674	8	21
Leg. Dist. 26	965	452	500	1	12
Leg. Dist. 27	2,693	1,963	700	6	24
Leg. Dist. 28	1,004	670	324	3	7
Leg. Dist. 29	1,414	952	435	9	18
GRAND TOTAL:	<u>15,283</u>	<u>8,772</u>	<u>6,309</u>	<u>52</u>	<u>150</u>

MAYOR
CITY OF ROCHESTER
DEMOCRATIC PRIMARY
DETAIL

LEGISLATIVE DISTRICT OR TOWN	ELECTION DISTRICT	TOTAL VOTES	LOVELY	THOMAS	SCATTER	BLANK AND VOID
			A. WARREN 1A	S. RICHARDS 2A		
Leg. Dist. 07						
	1	56	5	51	0	0
	2	62	22	38	1	1
Leg. Dist. 07		118	27	89	1	1
Leg. Dist. 16						
	1/29-4/29-6/29-11/29-14	218	128	88	0	2
Leg. Dist. 16		218	128	88	0	2
Leg. Dist. 21						
	1/24	152	36	116	0	0
	2/14/20	107	49	58	0	0
	3/4/15/16	276	181	93	1	1
	5/23	128	78	50	0	0
	6	72	35	37	0	0
	7	114	49	63	1	1
	8/17	105	51	53	0	1
	9	50	13	34	0	3
	10/23-13	150	19	131	0	0
	11/22-1/22-17	214	166	43	2	3
	12	111	39	70	0	2
	13/23-15/23-23/23-29	124	59	63	1	1
	18/26	98	71	27	0	0
	19/21	116	80	35	1	0
	22	76	63	12	0	1
	25/27	163	129	33	0	1
Leg. Dist. 21		2,056	1,118	918	6	14
Leg. Dist. 22						
	2/13	81	67	11	0	3
	3	60	34	19	2	5
	4/16/19	107	92	12	0	3
	5	70	61	9	0	0
	6	74	64	9	0	1
	7	43	39	4	0	0
	8/22	153	120	32	1	0
	9/10	124	99	23	0	2
	11/21	144	114	29	0	1
	12/23	105	95	9	0	1
	14/15	185	132	49	3	1
	18	63	50	12	0	1
	20/24	116	97	19	0	0
	25	97	47	50	0	0
	26/25-19	58	13	44	0	1
	27	89	74	13	0	2
Leg. Dist. 22		1,569	1,198	344	6	21
Leg. Dist. 23						
	1/6/9/10/20	265	27	235	0	3
	2/3/11/28/24-20/25-28	236	53	178	3	2
	4/12/22	267	43	219	0	5
	5/7	58	12	46	0	0
	8/14	66	9	56	1	0

MAYOR
CITY OF ROCHESTER
DEMOCRATIC PRIMARY
DETAIL

LEGISLATIVE DISTRICT OR TOWN	ELECTION DISTRICT	TOTAL VOTES	LOVELY	THOMAS	SCATTER	BLANK AND VOID
			A. WARREN 1A	S. RICHARDS 2A		
Leg. Dist. 23						
	16/18/19/27	248	53	192	0	3
	17	102	45	53	2	2
	21	78	13	64	1	0
	24	56	14	42	0	0
	25/26	259	33	226	0	0
Leg. Dist. 23		1,635	302	1,311	7	15
Leg. Dist. 24						
	1/13	227	37	186	0	4
	2/3/22/23	200	16	182	1	1
	4/10	176	45	129	0	2
	5/24	67	6	60	0	1
	6	45	12	31	1	1
	7	39	7	31	0	1
	8/9	99	12	86	0	1
	11/12	64	43	21	0	0
	14/15/21	149	43	103	1	2
	16/18	106	19	84	2	1
	17	17	3	13	0	1
	19/25-23	1	1	0	0	0
Leg. Dist. 24		1,190	244	926	5	15
Leg. Dist. 25						
	1/22	182	104	76	0	2
	2	130	105	22	0	3
	3	192	151	41	0	0
	4/6/14/24	151	67	80	1	3
	5/10	248	182	64	0	2
	7/13	277	240	38	0	-1
	8/27-9	332	240	88	1	3
	9/11	124	98	23	1	2
	12	45	12	33	0	0
	15/18	220	182	35	1	2
	16/27-22	140	99	39	1	1
	17	93	76	17	0	0
	20/25	142	89	49	2	2
	21	42	34	8	0	0
	26/27	48	23	23	1	1
	29/30	55	16	38	0	1
Leg. Dist. 25		2,421	1,718	674	8	21
Leg. Dist. 26						
	1/13/14	165	37	125	0	3
	2/12/17	102	30	69	0	3
	3/4/5/11	113	34	79	0	0
	6/28-5/28-16	157	105	48	1	3
	7/8	139	84	55	0	0
	9/28-9	121	62	57	0	2
	10/15	130	86	43	0	1
	16	38	14	24	0	0
Leg. Dist. 26		965	452	500	1	12

MAYOR
CITY OF ROCHESTER
DEMOCRATIC PRIMARY
DETAIL

LEGISLATIVE DISTRICT OR TOWN	ELECTION DISTRICT	TOTAL VOTES	LOVELY A. WARREN	THOMAS S. RICHARDS	SCATTER	BLANK AND VOID
			1A	2A		
Leg. Dist. 27						
	1/2	243	190	52	1	0
	3/7	220	144	75	0	1
	4/5	307	211	91	1	4
	6/17	270	207	61	0	2
	8	235	185	47	1	2
	10/11	229	141	86	0	2
	12/16	218	154	59	2	3
	13/21	198	144	51	0	3
	14	99	71	26	0	2
	15	120	92	27	0	1
	18/28-3	121	85	34	1	1
	19/23	249	202	46	0	1
	20	107	90	16	0	1
	25/26	77	47	29	0	1
Leg. Dist. 27		2,693	1,963	700	6	24
Leg. Dist. 28						
	1/2/10	132	96	35	0	1
	4	54	43	10	0	1
	6/18	176	95	78	1	2
	7/17	127	87	39	1	0
	8/19	99	80	19	0	0
	11/13	104	80	21	1	2
	12	35	21	14	0	0
	14/15/22	112	84	28	0	0
	20	63	29	34	0	0
	21	102	55	46	0	1
Leg. Dist. 28		1,004	670	324	3	7
Leg. Dist. 29						
	1/2/20/26	206	162	41	2	1
	3/8/9	116	70	42	1	3
	5/10	172	117	52	0	3
	7/17	85	43	39	1	2
	12/24	166	119	46	0	1
	13	93	81	12	0	0
	15/16/19	133	100	28	3	2
	18/21/27	134	64	69	1	0
	22	93	60	29	0	4
	23	91	65	26	0	0
	25/28	125	71	51	1	2
Leg. Dist. 29		1,414	952	435	9	18
GRAND TOTAL:		15,283	8,772	6,309	52	150

MEMBER OF CITY COUNCIL - AT LARGE
CITY OF ROCHESTER
(VOTE FOR 5)
DEMOCRATIC PRIMARY
SUMMARY

LEGISLATIVE DISTRICT OR TOWN	TOTAL VOTES	CAROLEE A. CONKLIN 3A	LISA A. JACQUES 4A	ANN C. LEWIS 5A	JACKIE ORTIZ 6A	MARLOWE V.N. WASHINGTON 7A	LORETTA C. SCOTT 8A	MATT HAAG 9A	DANA K. MILLER 10A	ANTHONY GIORDANO 11A	SCATTER	BLANK AND VOID
Leg. Dist. 07	590	79	31	33	56	19	66	53	56	45	0	152
Leg. Dist. 16	1,090	105	63	81	124	55	146	66	96	90	0	264
Leg. Dist. 21	10,280	1,143	593	643	1,158	617	1,486	908	1,005	473	20	2,234
Leg. Dist. 22	7,845	656	386	465	788	472	1,161	354	726	252	12	2,573
Leg. Dist. 23	8,175	1,126	470	336	959	445	929	1,140	839	315	21	1,595
Leg. Dist. 24	5,950	745	388	250	660	312	668	817	575	315	18	1,202
Leg. Dist. 25	12,105	1,080	551	895	1,029	815	1,783	626	1,178	400	29	3,719
Leg. Dist. 26	4,825	526	246	320	496	236	621	389	413	295	3	1,280
Leg. Dist. 27	13,465	1,306	706	955	1,177	1,015	2,130	672	1,525	469	15	3,495
Leg. Dist. 28	5,020	502	246	336	513	260	716	298	397	228	7	1,517
Leg. Dist. 29	7,070	671	378	463	762	402	1,051	405	646	353	36	1,903
GRAND TOTAL:	<u>76,415</u>	<u>7,939</u>	<u>4,058</u>	<u>4,777</u>	<u>7,722</u>	<u>4,648</u>	<u>10,757</u>	<u>5,728</u>	<u>7,456</u>	<u>3,235</u>	<u>161</u>	<u>19,934</u>

MEMBER OF CITY COUNCIL - AT LARGE
CITY OF ROCHESTER
(VOTE FOR 5)
DEMOCRATIC PRIMARY
PART 1 OF 2
DETAIL

LEGISLATIVE DISTRICT OR TOWN	ELECTION DISTRICT	TOTAL VOTES	CAROLEE	LISA	ANN	JACKIE	MARLOWE	LORETTA
			A. CONKLIN 3A	A. JACQUES 4A	C. LEWIS 5A	ORTIZ 6A	V.N. WASHINGTON 7A	C. SCOTT 8A
Leg. Dist. 07	1	280	41	14	11	33	11	28
	2	310	38	17	22	23	8	38
Leg. Dist. 07		590	79	31	33	56	19	66
Leg. Dist. 16	1/29-4/29-6/29-11/29-14	1,090	105	63	81	124	55	146
Leg. Dist. 16		1,090	105	63	81	124	55	146
Leg. Dist. 21	1/24	760	94	54	50	73	28	82
	2/14/20	535	67	31	26	62	28	80
	3/4/15/16	1,380	137	80	106	166	105	223
	5/23	640	66	44	33	70	42	86
	6	360	28	19	19	32	19	43
	7	570	62	26	25	61	33	71
	8/17	525	63	24	33	64	31	80
	9	250	31	8	10	27	18	34
	10/23-13	750	116	24	26	93	34	103
	11/22-1/22-17	1,070	94	72	72	121	78	175
	12	555	63	42	41	66	30	61
	13/23-15/23-23/23-29	620	78	35	41	65	32	76
	18/26	490	54	28	32	63	27	84
	19/21	580	71	42	47	61	32	101
	22	380	43	23	35	41	32	58
	25/27	815	76	41	47	93	48	129
Leg. Dist. 21		10,280	1,143	593	643	1,158	617	1,486
Leg. Dist. 22	2/13	405	28	20	19	36	17	66
	3	300	17	8	3	37	6	27
	4/16/19	535	56	36	42	59	46	89
	5	350	28	12	21	32	15	58
	6	370	28	13	20	19	23	52
	7	215	15	12	6	14	12	28
	8/22	765	60	46	44	78	57	122
	9/10	620	57	31	41	54	54	106
	11/21	720	52	27	34	71	32	96
	12/23	525	32	20	25	35	31	81
	14/15	925	73	63	66	97	58	137
	18	315	18	18	17	36	14	37
	20/24	580	66	31	57	84	34	94
	25	485	46	22	32	49	33	63
	26/25-19	290	45	9	11	42	13	34

MEMBER OF CITY COUNCIL - AT LARGE
CITY OF ROCHESTER
(VOTE FOR 5)
DEMOCRATIC PRIMARY
PART 1 OF 2
DETAIL

LEGISLATIVE DISTRICT OR TOWN	ELECTION DISTRICT	TOTAL VOTES	CAROLEE	LISA	ANN	JACKIE	MARLOWE	LORETTA
			A. CONKLIN 3A	A. JACQUES 4A	C. LEWIS 5A	ORTIZ 6A	V.N. WASHINGTON 7A	C. SCOTT 8A
Leg. Dist. 22	27	445	35	18	27	45	27	71
Leg. Dist. 22		7,845	656	386	465	788	472	1,161
Leg. Dist. 23	1/6/9/10/20	1,325	179	99	48	177	62	138
	2/3/11/28/24-20/25-28	1,180	160	75	45	154	51	144
	4/12/22	1,335	196	68	39	153	101	156
	5/7	290	44	15	10	34	12	41
	8/14	330	48	28	7	37	13	34
	16/18/19/27	1,240	167	73	75	139	63	153
	17	510	50	33	31	58	18	63
	21	390	51	16	14	47	30	39
	24	280	34	16	19	27	18	25
	25/26	1,295	197	47	48	133	77	136
Leg. Dist. 23		8,175	1,126	470	336	959	445	929
Leg. Dist. 24	1/13	1,135	137	60	31	125	62	122
	2/3/22/23	1,000	142	56	45	110	59	98
	4/10	880	103	94	44	97	39	98
	5/24	335	50	14	13	30	25	42
	6	225	29	13	12	25	13	22
	7	195	24	6	5	23	10	23
	8/9	495	72	21	24	67	21	57
	11/12	320	29	21	19	34	24	47
	14/15/21	745	86	44	35	82	33	95
	16/18	530	66	53	18	58	25	53
	17	85	7	5	3	8	1	10
	19/25-23	5	0	1	1	1	0	1
Leg. Dist. 24		5,950	745	388	250	660	312	668
Leg. Dist. 25	1/22	910	111	33	76	96	59	122
	2	650	57	30	54	52	56	108
	3	960	80	49	83	63	79	160
	4/6/14/24	755	71	33	46	69	31	91
	5/10	1,240	106	54	94	102	94	158
	7/13	1,385	104	78	129	114	96	243
	8/27-9	1,660	175	74	107	133	111	256
	9/11	620	39	25	40	41	43	95
	12	225	25	10	10	28	10	26
	15/18	1,100	97	45	93	89	92	167
	16/27-22	700	57	40	54	69	50	108

MEMBER OF CITY COUNCIL - AT LARGE
CITY OF ROCHESTER
(VOTE FOR 5)
DEMOCRATIC PRIMARY
PART 1 OF 2
DETAIL

LEGISLATIVE DISTRICT OR TOWN	ELECTION DISTRICT	TOTAL VOTES	CAROLEE	LISA	ANN	JACKIE	MARLOWE	LORETTA
			A. CONKLIN 3A	A. JACQUES 4A	C. LEWIS 5A	ORTIZ 6A	V.N. WASHINGTON 7A	C. SCOTT 8A
Leg. Dist. 25								
	17	465	34	14	30	19	24	65
	20/25	710	53	35	43	79	32	93
	21	210	14	9	11	20	10	31
	26/27	240	21	11	16	23	12	26
	29/30	275	36	11	9	32	16	34
Leg. Dist. 25		12,105	1,080	551	895	1,029	815	1,783
Leg. Dist. 26								
	1/13/14	825	112	51	71	92	38	93
	2/12/17	510	54	22	29	51	17	63
	3/4/5/11	565	64	27	38	58	26	71
	6/28-5/28-16	785	72	35	52	77	47	108
	7/8	695	72	40	46	71	36	102
	9/28-9	605	67	26	30	59	36	80
	10/15	650	65	35	39	72	29	86
	16	190	20	10	15	16	7	18
Leg. Dist. 26		4,825	526	246	320	496	236	621
Leg. Dist. 27								
	1/2	1,215	117	66	91	112	104	202
	3/7	1,100	114	77	70	118	88	161
	4/5	1,535	149	79	109	140	120	247
	6/17	1,350	117	62	87	109	82	220
	8	1,175	102	64	94	85	72	186
	10/11	1,145	127	66	80	110	74	176
	12/16	1,090	108	67	81	102	112	175
	13/21	990	91	42	66	87	90	156
	14	495	45	22	34	40	31	77
	15	600	54	26	50	48	56	100
	18/28-3	605	65	35	43	47	33	82
	19/23	1,245	131	62	91	112	96	212
	20	535	47	22	39	40	41	86
	25/26	385	39	16	20	27	16	50
Leg. Dist. 27		13,465	1,306	706	955	1,177	1,015	2,130
Leg. Dist. 28								
	1/2/10	660	68	25	48	65	44	98
	4	270	21	13	18	25	17	40
	6/18	880	124	39	58	112	59	124
	7/17	635	57	31	41	62	20	85
	8/19	495	44	19	32	45	20	78
	11/13	520	41	31	41	51	30	82
	12	175	10	12	7	15	9	22

MEMBER OF CITY COUNCIL - AT LARGE
 CITY OF ROCHESTER
 (VOTE FOR 5)
 DEMOCRATIC PRIMARY
 PART 1 OF 2
 DETAIL

LEGISLATIVE DISTRICT OR TOWN	ELECTION DISTRICT	TOTAL VOTES	CAROLEE A. CONKLIN	LISA A. JACQUES	ANN C. LEWIS	JACKIE ORTIZ	MARLOWE V.N. WASHINGTON	LORETTA C. SCOTT
			3A	4A	5A	6A	7A	8A
Leg. Dist. 28	14/15/22	560	47	32	38	47	23	72
	20	315	32	19	25	35	12	41
	21	510	58	25	28	56	26	74
Leg. Dist. 28		5,020	502	246	336	513	260	716
Leg. Dist. 29	1/2/20/26	1,030	95	55	72	89	59	156
	3/8/9	580	55	39	39	74	31	90
	5/10	860	84	39	49	96	47	129
	7/17	425	55	18	16	35	23	50
	12/24	830	69	41	54	87	40	115
	13	465	36	26	32	45	39	77
	15/16/19	665	63	36	55	76	38	107
	18/21/27	670	80	42	50	82	34	89
	22	465	35	25	23	51	20	65
	23	455	47	23	21	54	21	73
	25/28	625	52	34	52	73	50	100
Leg. Dist. 29		7,070	671	378	463	762	402	1,051
GRAND TOTAL:		76,415	7,939	4,058	4,777	7,722	4,648	10,757

MEMBER OF CITY COUNCIL - AT LARGE
 CITY OF ROCHESTER
 (VOTE FOR 5)
 DEMOCRATIC PRIMARY
 PART 2 OF 2
 DETAIL

LEGISLATIVE DISTRICT OR TOWN	ELECTION DISTRICT	TOTAL VOTES	MATT HAAG	DANA K. MILLER	ANTHONY GIORDANO	SCATTER	BLANK AND VOID
			9A	10A	11A		
Leg. Dist. 07	1	280	31	22	22	0	67
	2	310	22	34	23	0	85
Leg. Dist. 07		590	53	56	45	0	152
Leg. Dist. 16	1/29-4/29-6/29-11/29-14	1,090	66	96	90	0	264
Leg. Dist. 16		1,090	66	96	90	0	264
Leg. Dist. 21	1/24	760	90	63	38	2	186
	2/14/20	535	53	51	24	0	113
	3/4/15/16	1,380	101	131	77	5	249
	5/23	640	50	46	28	0	175
	6	360	31	25	16	3	125
	7	570	55	54	15	1	167
	8/17	525	58	56	24	0	92
	9	250	29	29	12	0	52
	10/23-13	750	115	92	19	0	128
	11/22-1/22-17	1,070	48	108	41	4	257
	12	555	69	60	32	0	91
	13/23-15/23-23/23-29	620	70	55	35	5	128
	18/26	490	29	53	26	0	94
	19/21	580	42	66	27	0	91
	22	380	16	40	23	0	69
	25/27	815	52	76	36	0	217
Leg. Dist. 21		10,280	908	1,005	473	20	2,234
Leg. Dist. 22	2/13	405	14	29	11	0	165
	3	300	10	14	7	0	171
	4/16/19	535	25	61	14	0	107
	5	350	13	29	12	0	130
	6	370	9	21	11	0	174
	7	215	6	18	5	0	99
	8/22	765	36	87	31	0	204
	9/10	620	16	61	15	0	185
	11/21	720	35	67	17	0	289
	12/23	525	16	39	11	0	235
	14/15	925	51	79	45	12	244
	18	315	9	25	10	0	131
	20/24	580	21	73	26	0	94
	25	485	36	47	17	0	140
	26/25-19	290	41	41	7	0	47

MEMBER OF CITY COUNCIL - AT LARGE
 CITY OF ROCHESTER
 (VOTE FOR 5)
 DEMOCRATIC PRIMARY
 PART 2 OF 2
 DETAIL

LEGISLATIVE DISTRICT OR TOWN	ELECTION DISTRICT	TOTAL VOTES	MATT HAAG	DANA K. MILLER	ANTHONY GIORDANO	SCATTER	BLANK AND VOID
			9A	10A	11A		
Leg. Dist. 22	27	445	16	35	13	0	158
Leg. Dist. 22		7,845	354	726	252	12	2,573
Leg. Dist. 23	1/6/9/10/20	1,325	203	139	49	0	231
	2/3/11/28/24-20/25-28	1,180	162	127	33	3	226
	4/12/22	1,335	199	137	45	4	237
	5/7	290	42	29	15	2	46
	8/14	330	46	37	13	0	67
	16/18/19/27	1,240	168	124	56	6	216
	17	510	39	46	27	4	141
	21	390	60	40	9	0	84
	24	280	35	25	19	1	61
	25/26	1,295	186	135	49	1	286
Leg. Dist. 23		8,175	1,140	839	315	21	1,595
Leg. Dist. 24	1/13	1,135	163	109	64	0	262
	2/3/22/23	1,000	157	97	56	5	175
	4/10	880	115	69	51	2	168
	5/24	335	54	39	11	0	57
	6	225	28	18	15	1	49
	7	195	25	23	10	0	46
	8/9	495	77	57	20	0	79
	11/12	320	18	33	17	0	78
	14/15/21	745	97	76	46	0	151
	16/18	530	78	47	19	10	103
	17	85	5	6	6	0	34
	19/25-23	5	0	1	0	0	0
Leg. Dist. 24		5,950	817	575	315	18	1,202
Leg. Dist. 25	1/22	910	69	97	30	0	217
	2	650	27	59	25	0	182
	3	960	35	94	20	0	297
	4/6/14/24	755	68	73	34	5	234
	5/10	1,240	51	113	39	0	429
	7/13	1,385	48	136	49	1	387
	8/27-9	1,660	94	202	48	1	459
	9/11	620	22	56	20	1	238
	12	225	32	18	8	0	58
	15/18	1,100	43	98	33	5	338
	16/27-22	700	30	64	31	0	197

MEMBER OF CITY COUNCIL - AT LARGE
 CITY OF ROCHESTER
 (VOTE FOR 5)
 DEMOCRATIC PRIMARY
 PART 2 OF 2
 DETAIL

LEGISLATIVE DISTRICT OR TOWN	ELECTION DISTRICT	TOTAL VOTES	MATT HAAG 9A	DANA K. MILLER 10A	ANTHONY GIORDANO 11A	SCATTER	BLANK AND VOID
Leg. Dist. 25	17	465	7	32	11	0	229
	20/25	710	44	58	26	4	243
	21	210	6	14	12	8	75
	26/27	240	13	27	7	4	80
	29/30	275	37	37	7	0	56
Leg. Dist. 25		12,105	626	1,178	400	29	3,719
Leg. Dist. 26	1/13/14	825	86	70	71	1	140
	2/12/17	510	61	54	43	0	116
	3/4/5/11	565	48	46	38	0	149
	6/28-5/28-16	785	51	70	44	0	229
	7/8	695	40	57	44	0	187
	9/28-9	605	44	52	21	2	188
	10/15	650	40	52	20	0	212
	16	190	19	12	14	0	59
Leg. Dist. 26		4,825	389	413	295	3	1,280
Leg. Dist. 27	1/2	1,215	58	137	44	1	283
	3/7	1,100	76	149	39	0	208
	4/5	1,535	105	183	47	0	356
	6/17	1,350	64	152	53	0	404
	8	1,175	52	115	45	4	356
	10/11	1,145	75	147	36	0	254
	12/16	1,090	55	146	34	5	205
	13/21	990	37	97	31	0	293
	14	495	13	48	16	0	169
	15	600	26	69	11	0	160
	18/28-3	605	30	54	31	5	180
	19/23	1,245	43	140	47	0	311
	20	535	22	53	16	0	169
	25/26	385	16	35	19	0	147
Leg. Dist. 27		13,465	672	1,525	469	15	3,495
Leg. Dist. 28	1/2/10	660	33	48	24	0	207
	4	270	14	19	10	0	93
	6/18	880	75	87	34	5	163
	7/17	635	27	47	31	1	233
	8/19	495	23	37	15	0	182
	11/13	520	28	41	32	1	142
	12	175	11	9	11	0	69

MEMBER OF CITY COUNCIL - AT LARGE
 CITY OF ROCHESTER
 (VOTE FOR 5)
 DEMOCRATIC PRIMARY
 PART 2 OF 2
 DETAIL

LEGISLATIVE DISTRICT OR TOWN	ELECTION DISTRICT	TOTAL VOTES	MATT HAAG 9A	DANA K. MILLER 10A	ANTHONY GIORDANO 11A	SCATTER	BLANK AND VOID
Leg. Dist. 28							
	14/15/22	560	23	39	28	0	211
	20	315	23	20	25	0	83
	21	510	41	50	18	0	134
Leg. Dist. 28		5,020	298	397	228	7	1,517
Leg. Dist. 29							
	1/2/20/26	1,030	49	77	46	5	327
	3/8/9	580	46	62	39	9	96
	5/10	860	45	69	46	0	256
	7/17	425	34	39	18	2	135
	12/24	830	35	78	40	0	271
	13	465	23	47	16	0	124
	15/16/19	665	25	54	25	5	181
	18/21/27	670	62	76	38	8	109
	22	465	25	43	20	2	156
	23	455	26	41	23	0	126
	25/28	625	35	60	42	5	122
Leg. Dist. 29		7,070	405	646	353	36	1,903
GRAND TOTAL:		76,415	5,728	7,456	3,235	161	19,934

COMMISSIONER OF SCHOOLS
CITY OF ROCHESTER
(VOTE FOR 3)
DEMOCRATIC PRIMARY
SUMMARY

LEGISLATIVE DISTRICT OR TOWN	TOTAL VOTES	DONALD HARDWAY	ERNEST S. FLAGLER	HOWARD J. EAGLE	TIMOTHY C. MCCAULEY	CANDICE A. LUCAS	CYNTHIA A. ELLIOTT	RONALD HALL	VAN WHITE	JOSE A. CRUZ	LIZ HALLMARK	SCATTER	BLANK AND VOID
		12A	13A	14A	15A	16A	17A	18A	19A	20A	21A		
Leg. Dist. 07	354	30	26	12	34	27	46	9	29	34	35	3	69
Leg. Dist. 16	654	47	42	31	29	52	102	17	105	92	25	0	112
Leg. Dist. 21	6,168	321	500	260	315	705	840	102	1,047	671	474	12	921
Leg. Dist. 22	4,707	286	314	196	177	342	807	95	921	447	124	11	987
Leg. Dist. 23	4,905	165	233	161	231	693	394	63	613	636	805	12	899
Leg. Dist. 24	3,570	107	143	112	139	513	277	50	395	430	705	12	687
Leg. Dist. 25	7,263	450	484	390	288	570	1,137	148	1,382	540	333	10	1,531
Leg. Dist. 26	2,895	189	151	166	178	253	395	72	489	285	179	3	535
Leg. Dist. 27	8,079	516	521	388	328	672	1,570	153	1,716	629	322	8	1,256
Leg. Dist. 28	3,012	201	184	137	147	204	414	74	549	296	121	8	677
Leg. Dist. 29	4,242	299	284	186	190	375	681	96	757	462	153	12	747
GRAND TOTAL:	<u>45,849</u>	<u>2,611</u>	<u>2,882</u>	<u>2,039</u>	<u>2,056</u>	<u>4,406</u>	<u>6,663</u>	<u>879</u>	<u>8,003</u>	<u>4,522</u>	<u>3,276</u>	<u>91</u>	<u>8,421</u>

COMMISSIONER OF SCHOOLS
CITY OF ROCHESTER
(VOTE FOR 3)
DEMOCRATIC PRIMARY
PART 1 OF 2
DETAIL

LEGISLATIVE DISTRICT OR TOWN	ELECTION DISTRICT	TOTAL VOTES	DONALD HARDWAY	ERNEST S. FLAGLER	HOWARD J. EAGLE	TIMOTHY C. MCCAULEY	CANDICE A. LUCAS	CYNTHIA A. ELLIOTT
			12A	13A	14A	15A	16A	17A
Leg. Dist. 07	1	168	8	7	4	20	12	20
	2	186	22	19	8	14	15	26
Leg. Dist. 07		354	30	26	12	34	27	46
Leg. Dist. 16	1/29-4/29-6/29-11/29-14	654	47	42	31	29	52	102
Leg. Dist. 16		654	47	42	31	29	52	102
Leg. Dist. 21	1/24	456	16	21	15	30	59	37
	2/14/20	321	14	22	11	18	36	40
	3/4/15/16	828	35	75	37	43	92	134
	5/23	384	16	39	29	22	38	46
	6	216	23	15	9	12	13	22
	7	342	16	25	9	12	47	40
	8/17	315	10	26	16	13	38	44
	9	150	3	12	7	5	21	12
	10/23-13	450	14	30	12	27	73	33
	11/22-1/22-17	642	48	60	24	28	43	118
	12	333	20	23	16	23	51	38
	13/23-15/23-23/23-29	372	16	19	16	15	50	43
	18/26	294	17	32	23	7	30	49
	19/21	348	25	33	10	24	38	50
	22	228	13	20	14	12	16	49
	25/27	489	35	48	12	24	60	85
Leg. Dist. 21		6,168	321	500	260	315	705	840
Leg. Dist. 22	2/13	243	22	10	12	4	20	41
	3	180	5	5	7	3	10	19
	4/16/19	321	24	19	15	17	22	60
	5	210	13	22	6	9	6	44
	6	222	18	17	8	9	12	41
	7	129	10	8	6	3	6	26
	8/22	459	27	38	22	21	34	83
	9/10	372	22	26	16	14	23	69
	11/21	432	29	34	20	8	29	75
	12/23	315	20	19	9	11	16	59
	14/15	555	31	40	28	29	32	93
	18	189	9	4	5	11	10	29
	20/24	348	17	20	15	13	44	76
	25	291	16	17	12	9	36	32

COMMISSIONER OF SCHOOLS
CITY OF ROCHESTER
(VOTE FOR 3)
DEMOCRATIC PRIMARY
PART 1 OF 2
DETAIL

LEGISLATIVE DISTRICT OR TOWN	ELECTION DISTRICT	TOTAL VOTES	DONALD HARDWAY	ERNEST S. FLAGLER	HOWARD J. EAGLE	TIMOTHY C. MCCAULEY	CANDICE A. LUCAS	CYNTHIA A. ELLIOTT
			12A	13A	14A	15A	16A	17A
Leg. Dist. 22	26/25-19	174	5	10	4	5	28	11
	27	267	18	25	11	11	14	49
Leg. Dist. 22		4,707	286	314	196	177	342	807
Leg. Dist. 23	1/6/9/10/20	795	18	44	25	27	124	49
	2/3/11/28/24-20/25-28	708	25	29	31	33	96	63
	4/12/22	801	19	34	22	39	126	62
	5/7	174	4	11	7	8	26	13
	8/14	198	6	7	5	8	31	13
	16/18/19/27	744	32	42	27	40	93	78
	17	306	18	13	11	12	28	39
	21	234	6	14	11	10	35	11
	24	168	10	6	8	16	24	12
	25/26	777	27	33	14	38	110	54
Leg. Dist. 23		4,905	165	233	161	231	693	394
Leg. Dist. 24	1/13	681	12	25	14	18	111	31
	2/3/22/23	600	13	22	14	21	126	31
	4/10	528	18	24	26	13	63	48
	5/24	201	6	5	5	6	16	19
	6	135	4	4	3	8	11	15
	7	117	5	5	2	8	14	9
	8/9	297	10	13	11	18	35	28
	11/12	192	17	14	9	9	17	33
	14/15/21	447	15	16	20	23	60	31
	16/18	318	6	13	5	13	55	24
	17	51	1	2	2	2	4	8
	19/25-23	3	0	0	1	0	1	0
Leg. Dist. 24		3,570	107	143	112	139	513	277
Leg. Dist. 25	1/22	546	28	39	15	24	57	73
	2	390	26	37	23	17	20	74
	3	576	49	36	32	26	46	107
	4/6/14/24	453	30	34	29	19	48	41
	5/10	744	38	33	39	30	65	111
	7/13	831	59	64	45	43	54	160
	8/27-9	996	62	73	48	26	84	144
	9/11	372	24	22	17	10	21	67
	12	135	7	10	8	3	17	9

COMMISSIONER OF SCHOOLS
CITY OF ROCHESTER
(VOTE FOR 3)
DEMOCRATIC PRIMARY
PART 1 OF 2
DETAIL

LEGISLATIVE DISTRICT OR TOWN	ELECTION DISTRICT	TOTAL VOTES	DONALD HARDWAY	ERNEST S. FLAGLER	HOWARD J. EAGLE	TIMOTHY C. MCCAULEY	CANDICE A. LUCAS	CYNTHIA A. ELLIOTT
			12A	13A	14A	15A	16A	17A
Leg. Dist. 25	15/18	660	43	52	41	31	40	114
	16/27-22	420	29	25	25	21	31	70
	17	279	11	18	18	6	10	54
	20/25	426	25	24	26	15	39	59
	21	126	8	4	9	6	8	24
	26/27	144	8	5	7	4	6	15
	29/30	165	3	8	8	7	24	15
Leg. Dist. 25		7,263	450	484	390	288	570	1,137
Leg. Dist. 26	1/13/14	495	46	23	32	32	44	60
	2/12/17	306	18	13	17	27	30	38
	3/4/5/11	339	17	16	22	27	33	38
	6/28-5/28-16	471	35	28	28	25	39	71
	7/8	417	29	31	18	26	30	62
	9/28-9	363	16	21	26	19	37	55
	10/15	390	24	16	16	15	31	52
	16	114	4	3	7	7	9	19
Leg. Dist. 26		2,895	189	151	166	178	253	395
Leg. Dist. 27	1/2	729	40	49	31	31	71	148
	3/7	660	48	55	32	24	57	126
	4/5	921	53	54	64	33	105	146
	6/17	810	70	63	35	24	59	166
	8	705	48	42	42	39	40	142
	10/11	687	32	31	25	38	73	118
	12/16	654	44	38	27	28	63	126
	13/21	594	32	38	18	24	52	119
	14	297	14	18	18	7	25	59
	15	360	23	25	19	15	28	83
	18/28-3	363	24	28	21	22	13	72
	19/23	747	53	53	32	22	47	167
	20	321	18	18	13	10	24	64
	25/26	231	17	9	11	11	15	34
Leg. Dist. 27		8,079	516	521	388	328	672	1,570
Leg. Dist. 28	1/2/10	396	23	20	25	13	22	60
	4	162	13	13	4	12	9	25
	6/18	528	32	32	21	27	46	75
	7/17	381	21	22	15	15	21	46

COMMISSIONER OF SCHOOLS
 CITY OF ROCHESTER
 (VOTE FOR 3)
 DEMOCRATIC PRIMARY
 PART 1 OF 2
 DETAIL

LEGISLATIVE DISTRICT OR TOWN	ELECTION DISTRICT	TOTAL VOTES	DONALD HARDWAY	ERNEST S. FLAGLER	HOWARD J. EAGLE	TIMOTHY C. MCCAULEY	CANDICE A. LUCAS	CYNTHIA A. ELLIOTT
			12A	13A	14A	15A	16A	17A
Leg. Dist. 28	8/19	297	32	28	16	14	21	33
	11/13	312	22	18	14	22	10	51
	12	105	7	5	3	4	7	13
	14/15/22	336	22	19	10	15	29	41
	20	189	9	8	15	10	13	29
	21	306	20	19	14	15	26	41
Leg. Dist. 28		3,012	201	184	137	147	204	414
Leg. Dist. 29	1/2/20/26	618	51	44	24	37	50	94
	3/8/9	348	22	28	15	13	32	53
	5/10	516	34	31	17	15	52	84
	7/17	255	15	15	16	10	25	29
	12/24	498	29	31	26	26	43	78
	13	279	19	22	13	7	23	58
	15/16/19	399	31	22	21	15	31	64
	18/21/27	402	18	28	18	19	50	64
	22	279	25	17	8	17	14	44
	23	273	24	29	11	7	18	58
	25/28	375	31	17	17	24	37	55
Leg. Dist. 29		4,242	299	284	186	190	375	681
GRAND TOTAL:		45,849	2,611	2,882	2,039	2,056	4,406	6,663

COMMISSIONER OF SCHOOLS
CITY OF ROCHESTER
(VOTE FOR 3)
DEMOCRATIC PRIMARY
PART 2 OF 2
DETAIL

LEGISLATIVE DISTRICT OR TOWN	ELECTION DISTRICT	TOTAL VOTES	RONALD HALL	VAN WHITE	JOSE A. CRUZ	LIZ HALLMARK	SCATTER	BLANK AND VOID
			18A	19A	20A	21A		
Leg. Dist. 07	1	168	6	17	19	22	0	33
	2	186	3	12	15	13	3	36
Leg. Dist. 07		354	9	29	34	35	3	69
Leg. Dist. 16	1/29-4/29-6/29-11/29-14	654	17	105	92	25	0	112
Leg. Dist. 16		654	17	105	92	25	0	112
Leg. Dist. 21	1/24	456	6	49	50	70	1	102
	2/14/20	321	4	51	47	33	0	45
	3/4/15/16	828	18	152	100	48	3	91
	5/23	384	8	62	39	26	0	59
	6	216	3	28	22	12	0	57
	7	342	7	54	34	25	0	73
	8/17	315	3	65	38	22	0	40
	9	150	1	21	17	22	0	29
	10/23-13	450	4	62	65	65	0	65
	11/22-1/22-17	642	9	143	64	13	3	89
	12	333	9	41	30	44	0	38
	13/23-15/23-23/23-29	372	4	58	53	37	3	58
	18/26	294	4	60	21	14	0	37
	19/21	348	8	63	36	16	0	45
	22	228	3	47	20	7	2	25
	25/27	489	11	91	35	20	0	68
Leg. Dist. 21		6,168	102	1,047	671	474	12	921
Leg. Dist. 22	2/13	243	5	52	20	2	0	55
	3	180	0	20	33	1	0	77
	4/16/19	321	8	79	33	11	0	33
	5	210	3	48	19	4	0	36
	6	222	3	35	9	3	0	67
	7	129	4	20	13	0	0	33
	8/22	459	13	101	34	13	2	71
	9/10	372	11	81	35	6	0	69
	11/21	432	7	73	46	13	0	98
	12/23	315	4	48	21	5	0	103
	14/15	555	14	114	51	11	8	104
	18	189	6	27	28	3	0	57
	20/24	348	5	93	25	5	0	35
	25	291	7	51	33	18	1	59

COMMISSIONER OF SCHOOLS
CITY OF ROCHESTER
(VOTE FOR 3)
DEMOCRATIC PRIMARY
PART 2 OF 2
DETAIL

LEGISLATIVE DISTRICT OR TOWN	ELECTION DISTRICT	TOTAL VOTES	RONALD HALL	VAN WHITE	JOSE A. CRUZ	LIZ HALLMARK	SCATTER	BLANK AND VOID
			18A	19A	20A	21A		
Leg. Dist. 22								
	26/25-19	174	0	24	26	24	0	37
	27	267	5	55	21	5	0	53
Leg. Dist. 22		4,707	95	921	447	124	11	987
Leg. Dist. 23								
	1/6/9/10/20	795	9	110	117	134	0	138
	2/3/11/28/24-20/25-28	708	4	101	92	118	4	112
	4/12/22	801	9	104	107	148	1	130
	5/7	174	4	28	24	21	2	26
	8/14	198	2	16	24	39	1	46
	16/18/19/27	744	12	86	90	105	3	136
	17	306	8	46	34	25	0	72
	21	234	2	19	29	38	0	59
	24	168	9	19	13	17	0	34
	25/26	777	4	84	106	160	1	146
Leg. Dist. 23		4,905	63	613	636	805	12	899
Leg. Dist. 24								
	1/13	681	5	69	79	172	0	145
	2/3/22/23	600	7	49	68	154	3	92
	4/10	528	8	43	59	106	1	119
	5/24	201	1	28	23	52	0	40
	6	135	5	16	18	20	2	29
	7	117	3	15	18	17	0	21
	8/9	297	8	40	34	41	0	59
	11/12	192	1	33	23	9	0	27
	14/15/21	447	4	64	67	65	1	81
	16/18	318	4	32	40	66	5	55
	17	51	4	6	0	3	0	19
	19/25-23	3	0	0	1	0	0	0
Leg. Dist. 24		3,570	50	395	430	705	12	687
Leg. Dist. 25								
	1/22	546	10	86	59	38	0	117
	2	390	11	84	22	12	0	64
	3	576	9	127	28	17	0	99
	4/6/14/24	453	12	48	38	53	0	101
	5/10	744	22	141	60	23	0	182
	7/13	831	16	210	47	19	0	114
	8/27-9	996	14	198	72	62	1	212
	9/11	372	10	77	17	4	0	103
	12	135	0	15	17	22	0	27

COMMISSIONER OF SCHOOLS
CITY OF ROCHESTER
(VOTE FOR 3)
DEMOCRATIC PRIMARY
PART 2 OF 2
DETAIL

LEGISLATIVE DISTRICT OR TOWN	ELECTION DISTRICT	TOTAL VOTES	RONALD HALL 18A	VAN WHITE 19A	JOSE A. CRUZ 20A	LIZ HALLMARK 21A	SCATTER	BLANK AND VOID
Leg. Dist. 25	15/18	660	14	117	32	16	3	157
	16/27-22	420	9	91	36	7	3	73
	17	279	3	54	13	3	0	89
	20/25	426	9	62	55	22	1	89
	21	126	4	21	9	3	1	29
	26/27	144	4	23	16	5	1	50
	29/30	165	1	28	19	27	0	25
Leg. Dist. 25		7,263	148	1,382	540	333	10	1,531
Leg. Dist. 26	1/13/14	495	16	71	53	44	0	74
	2/12/17	306	13	41	36	20	0	53
	3/4/5/11	339	9	50	37	22	0	68
	6/28-5/28-16	471	11	90	45	20	0	79
	7/8	417	11	78	43	14	0	75
	9/28-9	363	5	72	27	19	0	66
	10/15	390	3	72	34	27	3	97
	16	114	4	15	10	13	0	23
Leg. Dist. 26		2,895	72	489	285	179	3	535
Leg. Dist. 27	1/2	729	11	163	53	24	0	108
	3/7	660	13	134	55	49	0	67
	4/5	921	15	185	84	44	2	136
	6/17	810	22	180	61	20	0	110
	8	705	15	131	45	20	0	141
	10/11	687	11	150	60	50	0	99
	12/16	654	13	152	48	19	4	92
	13/21	594	11	126	50	24	0	100
	14	297	4	64	27	3	0	58
	15	360	5	84	21	10	0	47
	18/28-3	363	6	66	25	10	0	76
	19/23	747	12	178	65	30	2	86
	20	321	8	73	19	8	0	66
	25/26	231	7	30	16	11	0	70
Leg. Dist. 27		8,079	153	1,716	629	322	8	1,256
Leg. Dist. 28	1/2/10	396	9	87	45	11	0	81
	4	162	5	26	11	4	0	40
	6/18	528	8	92	58	39	4	94
	7/17	381	5	71	37	13	1	114

COMMISSIONER OF SCHOOLS
CITY OF ROCHESTER
(VOTE FOR 3)
DEMOCRATIC PRIMARY
PART 2 OF 2
DETAIL

LEGISLATIVE DISTRICT OR TOWN	ELECTION DISTRICT	TOTAL VOTES	RONALD HALL	VAN WHITE	JOSE A. CRUZ	LIZ HALLMARK	SCATTER	BLANK AND VOID
			18A	19A	20A	21A		
Leg. Dist. 28								
	8/19	297	8	44	19	6	0	76
	11/13	312	7	64	26	14	3	61
	12	105	4	17	12	3	0	30
	14/15/22	336	14	59	33	6	0	88
	20	189	7	37	20	6	0	35
	21	306	7	52	35	19	0	58
Leg. Dist. 28		3,012	74	549	296	121	8	677
Leg. Dist. 29								
	1/2/20/26	618	16	105	38	14	1	144
	3/8/9	348	10	75	45	15	3	37
	5/10	516	7	91	61	19	0	105
	7/17	255	2	38	25	21	0	59
	12/24	498	7	94	55	10	0	99
	13	279	6	59	26	3	0	43
	15/16/19	399	9	80	46	8	3	69
	18/21/27	402	10	73	45	39	2	36
	22	279	5	38	30	9	0	72
	23	273	8	37	41	7	0	33
	25/28	375	16	67	50	8	3	50
Leg. Dist. 29		4,242	96	757	462	153	12	747
GRAND TOTAL:		45,849	879	8,003	4,522	3,276	91	8,421

TOWN OF CLARKSON
TOWN JUSTICE
REPUBLICAN PRIMARY

LEGISLATIVE DISTRICT OR TOWN	ELECTION DISTRICT	TOTAL VOTES	ALLYN S. HAMMEL 1B	ROBERT S. REJEWSKI, SR. 2B	SCATTER	BLANK AND VOID
Clarkson	1/3	115	83	32	0	0
	2/5	71	54	17	0	0
	4	41	25	16	0	0
	6	36	19	17	0	0
GRAND TOTAL:		<u>263</u>	<u>181</u>	<u>82</u>	<u>0</u>	<u>0</u>

TOWN OF HAMLIN
SUPERVISOR
REPUBLICAN PRIMARY

LEGISLATIVE DISTRICT OR TOWN	ELECTION DISTRICT	TOTAL VOTES	ERIC G. PETERS 1B	THOMAS N. BRESLAWSKI 2B	SCATTER	BLANK AND VOID
Hamlin						
	1	61	12	48	0	1
	2	135	78	54	0	3
	3	44	20	24	0	0
	4	65	34	31	0	0
	5	79	28	51	0	0
	6	43	19	24	0	0
	7	103	55	44	0	4
	8	54	24	30	0	0
	9	59	32	27	0	0
	10	<u>117</u>	<u>53</u>	<u>61</u>	<u>0</u>	<u>3</u>
GRAND TOTAL:		<u>760</u>	<u>355</u>	<u>394</u>	<u>0</u>	<u>11</u>

TOWN OF HAMLIN
MEMBER OF TOWN COUNCIL
(VOTE FOR 2)
REPUBLICAN PRIMARY

LEGISLATIVE DISTRICT OR TOWN	ELECTION DISTRICT	TOTAL VOTES	KURTIS A. GOLTERMANN 3B	CRAIG A. GOODRICH 4B	JASON M. BAXTER 5B	SCATTER	BLANK AND VOID
Hamlin							
	1	122	40	30	29	0	23
	2	270	62	102	84	1	21
	3	88	18	29	25	0	16
	4	130	31	42	35	0	22
	5	158	45	46	41	0	26
	6	86	22	26	26	0	12
	7	206	40	70	62	0	34
	8	108	28	36	35	0	9
	9	118	30	34	39	0	15
	10	234	58	70	74	0	32
GRAND TOTAL:		<u>1,520</u>	<u>374</u>	<u>485</u>	<u>450</u>	<u>1</u>	<u>210</u>

TOWN OF HENRIETTA
SUPERVISOR
REPUBLICAN PRIMARY

LEGISLATIVE DISTRICT OR TOWN	ELECTION DISTRICT	TOTAL VOTES	MICHAEL B. YUDELSON 1B	JACK W. MOORE 2B	SCATTER	BLANK AND VOID
Henrietta	1/12/21/28	295	100	195	0	0
	2/19/20/35	243	96	147	0	0
	3/30	114	36	78	0	0
	4/5/32	151	39	111	0	1
	6/8/10/18	216	75	141	0	0
	7/22	146	62	84	0	0
	9/14/24/33	154	54	100	0	0
	11/23/34	101	25	76	0	0
	13/29	135	45	90	0	0
	15/16	98	35	63	0	0
	17/25	140	48	92	0	0
	26/27/31	265	86	178	1	0
GRAND TOTAL:		<u>2,058</u>	<u>701</u>	<u>1,355</u>	<u>1</u>	<u>1</u>

TOWN OF PERINTON
SUPERVISOR
REPUBLICAN PRIMARY

LEGISLATIVE DISTRICT OR TOWN	ELECTION DISTRICT	TOTAL VOTES	EDMUND M. DUNN 1B	MIKE BARKER 2B	SCATTER	BLANK AND VOID
Perinton	1/39/45	108	18	90	0	0
	2	11	4	7	0	0
	3/32/35/52	102	21	81	0	0
	4/38/54	81	10	71	0	0
	5/7/14/20	101	7	93	0	1
	6/25	40	6	34	0	0
	8/27/33/53	89	12	76	1	0
	9/43	92	16	74	2	0
	10/11/46	34	4	30	0	0
	12/16/18/22/29/41	83	7	76	0	0
	13/55	30	4	26	0	0
	15/26/31/40/48	116	21	95	0	0
	17/44	28	7	21	0	0
	19/23	68	13	55	0	0
	21	31	7	22	1	1
	24/34	54	7	47	0	0
	28/49/51	76	17	57	2	0
	30/36/37/42	70	8	62	0	0
	47/56	65	8	57	0	0
	50	3	0	3	0	0
GRAND TOTAL:		<u>1,282</u>	<u>197</u>	<u>1,077</u>	<u>6</u>	<u>2</u>

TOWN OF GREECE
TOWN JUSTICE
(VOTE FOR 3)
INDEPENDENCE PRIMARY

LEGISLATIVE DISTRICT OR TOWN	ELECTION DISTRICT	TOTAL VOTES	DAVID MICHAEL BARRY, SR.	VINCENT B. CAMPBELL	GINO M. NITTI	GREGG H. REDMOND	SCATTER	BLANK AND VOID
			1E	2E	3E	4E		
Greece								
	1/12/21/30/31/35/41/46/47/48/50/56/74/78/82/84/98	141	26	34	23	31	0	27
	2/15/16/28/34/38/43/44/45/53/54/58/70/71/72/76/79/86/88/89/90/91/99/102/103/104/105/106/107	339	62	72	65	52	1	87
	3/17/18/24/27/29/33/37/39/52/57/65/66/67/69/73/77/81/85/87/92/93/94/97/100/108/109	177	20	33	35	26	2	61
	4/5/6/7/8/9/10/11/13/14/19/20/22/23/25/26/32/36/40/42/49/51/55/59/60/61/62/63/64/68/75/80/83/95/96/101	132	19	30	21	31	0	31
GRAND TOTAL:		789	127	169	144	140	3	206

TOWN OF GREECE
RECEIVER OF TAXES
INDEPENDENCE PRIMARY

LEGISLATIVE DISTRICT OR TOWN	ELECTION DISTRICT	TOTAL VOTES	RICK ANTELLI	WALTER J. SCHIEMANN	SCATTER	BLANK AND VOID
			5E	6E		
Greece	1/12/21/30/31/35/41/46/47/48/50/56/74/78/82/84/98	47	26	12	5	4
	2/15/16/28/34/38/43/44/45/53/54/58/70/71/72/76/79/86/88/89/90/91/99/102/103/104/105/106/107	113	75	21	6	11
	3/17/18/24/27/29/33/37/39/52/57/65/66/67/69/73/77/81/85/87/92/93/94/97/100/108/109	59	29	10	8	12
	4/5/6/7/8/9/10/11/13/14/19/20/22/23/25/26/32/36/40/42/49/51/55/59/60/61/62/63/64/68/75/80/83/95/96/101	44	29	4	5	6
GRAND TOTAL:		<u>263</u>	<u>159</u>	<u>47</u>	<u>24</u>	<u>33</u>

COUNTY COURT JUDGE
SUMMARY

LEGISLATIVE DISTRICT OR TOWN	TOTAL VOTES	CHRISTOPHER S. CIACCIO	PAUL D. IRVING				SCATTER	BLANK AND VOID
			DEM	REP	CON	WOR		
Leg. Dist. 07	499	234	147	38	7	24	0	49
Leg. Dist. 16	179	104	26	5	7	6	0	31
Leg. Dist. 21	4,342	2,620	579	149	179	159	3	653
Leg. Dist. 22	2,907	1,858	158	33	64	41	0	753
Leg. Dist. 23	5,335	3,098	941	187	182	308	6	613
Leg. Dist. 24	3,099	1,881	421	88	168	170	2	369
Leg. Dist. 25	3,895	2,408	252	45	74	76	2	1,038
Leg. Dist. 26	2,894	1,436	641	210	71	147	2	387
Leg. Dist. 27	5,352	3,441	405	108	140	100	2	1,156
Leg. Dist. 28	2,770	1,599	339	103	86	93	0	550
Leg. Dist. 29	3,263	1,975	379	87	77	86	4	655
CITY	34,535	20,654	4,288	1,053	1,055	1,210	21	6,254
Brighton	6,682	4,095	1,512	317	165	260	1	332
Chili	4,774	1,682	1,782	728	91	197	2	292
Clarkson	1,120	321	479	182	14	39	0	85
East Rochester	1,243	587	385	79	20	47	0	125
Gates	4,807	2,104	1,761	470	71	143	0	258
Greece	19,772	7,898	7,265	2,463	265	634	7	1,240
Hamlin	2,115	544	902	413	30	75	2	149
Henrietta	8,324	3,400	2,850	817	119	345	2	791
Irondequoit	12,334	6,367	3,492	1,019	208	417	7	824
Mendon	2,038	725	770	306	27	94	1	115
Ogden	2,930	886	1,218	509	33	120	0	164
Parma	3,023	772	1,284	481	49	163	1	273
Penfield	7,446	3,234	2,597	850	74	300	1	390
Perinton	8,684	3,550	3,361	960	91	296	1	425
Pittsford	6,520	3,333	2,191	492	71	199	2	232
Riga	1,611	454	720	225	16	67	0	129
Rush	1,311	444	525	147	20	60	0	115
Sweden	1,456	534	504	220	22	66	1	109
Webster	6,852	2,610	2,585	906	94	292	3	362
Wheatland	807	260	302	134	16	31	0	64
TOWNS	103,849	43,800	36,485	11,718	1,496	3,845	31	6,474
GRAND TOTAL:	138,384	64,454	40,773	12,771	2,551	5,055	52	12,728

COUNTY COURT JUDGE
DETAIL

LEGISLATIVE DISTRICT OR TOWN	ELECTION DISTRICT	TOTAL VOTES	CHRISTOPHER S. CIACCIO	PAUL D. IRVING	PAUL D. IRVING	PAUL D. IRVING	PAUL D. IRVING	SCATTER	BLANK AND VOID
			DEM	REP	CON	WOR	IND		
Leg. Dist. 07									
	1	311	138	107	21	3	18	0	24
	2	188	96	40	17	4	6	0	25
Leg. Dist. 07		499	234	147	38	7	24	0	49
Leg. Dist. 16									
	1/29-4	179	104	26	5	7	6	0	31
Leg. Dist. 16		179	104	26	5	7	6	0	31
Leg. Dist. 21									
	1	200	116	28	6	15	14	0	21
	2	175	106	33	11	6	5	0	14
	3	115	68	12	10	3	3	0	19
	4	111	69	9	1	5	3	0	24
	5	120	69	22	4	6	6	0	13
	6	169	104	19	2	4	4	1	35
	7	310	191	43	13	10	12	0	41
	8	87	53	10	3	5	3	0	13
	9	174	101	35	4	4	10	0	20
	10	272	158	58	8	8	16	0	24
	11	181	108	10	4	14	1	0	44
	12	328	190	61	10	16	13	1	37
	13	112	71	9	4	10	5	0	13
	14	74	40	15	2	4	3	0	10
	15	250	145	31	11	9	6	0	48
	16	71	42	8	4	2	2	0	13
	17	162	104	19	6	5	6	0	22
	18	142	87	16	3	6	3	0	27
	19	98	65	4	2	6	3	0	18
	20	87	47	18	2	9	8	0	3
	21	135	89	10	2	3	3	0	28
	22	185	121	10	9	5	6	0	34
	23	165	95	19	9	7	6	0	29
	24	260	148	49	16	8	8	1	30
	25	184	127	11	0	4	3	0	39
	26	67	43	6	2	2	4	0	10
	27	108	63	14	1	3	3	0	24
Leg. Dist. 21		4,342	2,620	579	149	179	159	3	653
Leg. Dist. 22									
	1	187	126	16	0	5	1	0	39
	2	71	45	3	0	1	1	0	21
	3	112	65	3	4	3	1	0	36
	4	46	31	2	0	3	1	0	9
	5	101	66	4	0	0	0	0	31
	6	118	74	3	1	2	0	0	38
	7	60	37	3	0	1	1	0	18
	8	128	88	9	4	2	1	0	24
	9	92	54	3	0	0	0	0	35

COUNTY COURT JUDGE
DETAIL

LEGISLATIVE DISTRICT OR TOWN	ELECTION DISTRICT	TOTAL VOTES	CHRISTOPHER S. CIACCIO	PAUL D. IRVING	PAUL D. IRVING	PAUL D. IRVING	PAUL D. IRVING	SCATTER	BLANK AND VOID
			DEM	REP	CON	WOR	IND		
Leg. Dist. 22									
	10	112	73	7	0	0	1	0	31
	11	134	84	3	3	2	7	0	35
	12	103	58	1	1	4	2	0	37
	13	60	29	0	0	1	0	0	30
	14	135	98	5	3	3	0	0	26
	15	158	112	6	3	6	1	0	30
	16	59	43	0	1	2	0	0	13
	17	47	30	2	0	0	0	0	15
	18	77	44	3	2	4	0	0	24
	19	89	52	4	1	2	0	0	30
	20	155	103	11	0	2	1	0	38
	21	81	44	11	1	1	0	0	24
	22	133	86	11	1	2	0	0	33
	23	111	69	2	0	1	0	0	39
	24	48	31	1	0	1	1	0	14
	25	247	155	27	5	8	9	0	43
	26/25-19	100	57	16	2	4	10	0	11
	27	143	104	2	1	4	3	0	29
Leg. Dist. 22		2,907	1,858	158	33	64	41	0	753
Leg. Dist. 23									
	1	100	61	17	4	3	1	0	14
	2	138	79	21	5	4	6	0	23
	3/24-20	141	77	21	5	10	9	1	18
	4	307	171	49	14	13	15	1	44
	5	68	36	13	1	2	6	0	10
	6	123	75	25	3	3	9	0	8
	7	162	99	22	4	9	8	0	20
	8	169	95	33	4	8	8	0	21
	9	129	84	23	4	2	5	1	10
	10	138	82	27	3	4	8	0	14
	11	188	110	32	4	8	8	0	26
	12	260	158	43	8	6	17	0	28
	13	174	91	44	5	2	7	0	25
	14	134	88	18	4	5	10	1	8
	15	90	64	11	4	4	3	0	4
	16	109	61	22	5	4	5	0	12
	17	288	165	42	13	10	17	0	41
	18	396	218	79	23	11	29	0	36
	19	225	125	47	7	6	13	1	26
	20	247	147	40	6	3	17	0	34
	21	198	136	25	6	8	7	0	16
	22	193	104	40	4	6	14	0	25
	23/29	124	77	17	1	4	12	0	13
	24	202	96	52	3	8	13	0	30
	25	339	196	61	17	14	18	1	32
	26	378	220	64	10	15	26	0	43

COUNTY COURT JUDGE
DETAIL

LEGISLATIVE DISTRICT OR TOWN	ELECTION DISTRICT	TOTAL VOTES	CHRISTOPHER S. CIACCIO	PAUL D. IRVING	PAUL D. IRVING	PAUL D. IRVING	PAUL D. IRVING	SCATTER	BLANK AND VOID
			DEM	REP	CON	WOR	IND		
Leg. Dist. 23									
	27	170	88	36	14	7	11	0	14
	28/25-28	145	95	17	6	3	6	0	18
Leg. Dist. 23		5,335	3,098	941	187	182	308	6	613
Leg. Dist. 24									
	1	274	173	31	7	19	15	0	29
	2/22	188	120	19	6	5	11	0	27
	3/23	219	140	28	3	14	10	0	24
	4	262	166	26	5	18	11	0	36
	5/24	209	124	37	7	9	10	0	22
	6	132	75	18	5	10	8	0	16
	7	131	72	26	7	7	5	0	14
	8	153	100	25	6	3	9	0	10
	9	128	67	26	7	5	10	0	13
	10	231	142	28	3	21	12	0	25
	11	90	52	18	3	0	4	0	13
	12	44	31	4	0	1	1	0	7
	13	226	149	19	6	12	16	1	23
	14	207	118	26	4	19	13	1	26
	15/21	184	104	19	8	8	12	0	33
	16	207	126	31	5	12	10	0	23
	17	73	30	22	3	0	6	0	12
	18	125	84	16	3	4	6	0	12
	19/25-23	16	8	2	0	1	1	0	4
Leg. Dist. 24		3,099	1,881	421	88	168	170	2	369
Leg. Dist. 25									
	1	250	162	32	7	4	12	1	32
	2	199	120	3	2	2	3	0	69
	3	303	185	11	2	4	2	1	98
	4/24	132	67	23	5	1	2	0	34
	5	212	118	15	2	2	3	0	72
	6	103	60	15	2	4	9	0	13
	7	242	155	3	1	1	1	0	81
	8	240	167	2	1	2	1	0	67
	9	103	61	1	0	1	1	0	39
	10	184	119	2	2	2	2	0	57
	11	106	72	2	0	1	0	0	31
	12	166	112	21	2	7	8	0	16
	13	168	106	2	1	2	2	0	55
	14	68	43	9	2	0	1	0	13
	15	154	96	4	1	3	0	0	50
	16	165	95	12	2	2	6	0	48
	17	144	81	2	1	0	1	0	59
	18	209	136	11	1	7	0	0	54
	20/25	264	161	27	3	9	7	0	57
	21	82	57	4	1	4	1	0	15
	22	151	91	20	3	3	6	0	28

COUNTY COURT JUDGE
DETAIL

LEGISLATIVE DISTRICT OR TOWN	ELECTION DISTRICT	TOTAL VOTES	CHRISTOPHER S. CIACCIO	PAUL D. IRVING	PAUL D. IRVING	PAUL D. IRVING	PAUL D. IRVING	SCATTER	BLANK AND VOID
			DEM	REP	CON	WOR	IND		
Leg. Dist. 25									
	26/27	112	63	11	2	6	3	0	27
	29/30	138	81	20	2	7	5	0	23
Leg. Dist. 25		3,895	2,408	252	45	74	76	2	1,038
Leg. Dist. 26									
	1	305	128	82	35	4	15	0	41
	2	112	58	27	7	3	2	0	15
	3	73	32	18	4	3	5	0	11
	4	165	82	40	16	0	5	0	22
	5	126	68	28	13	1	5	0	11
	6	113	61	18	4	2	5	0	23
	7	164	87	27	14	2	7	0	27
	8	177	95	26	5	5	6	0	40
	9	191	96	39	10	3	16	0	27
	10	186	95	35	8	8	9	0	31
	11	161	65	41	7	9	15	0	24
	12	179	77	55	18	3	9	0	17
	13	188	89	46	17	5	11	0	20
	14	215	116	45	21	7	11	0	15
	15	175	103	26	8	5	7	0	26
	16	196	89	55	16	4	13	1	18
	17	168	95	33	7	7	6	1	19
Leg. Dist. 26		2,894	1,436	641	210	71	147	2	387
Leg. Dist. 27									
	1	229	153	14	9	10	5	0	38
	2	256	155	34	8	3	2	1	53
	3	206	135	23	6	8	2	0	32
	4	265	167	21	10	8	9	0	50
	5	269	192	12	5	6	4	0	50
	6	235	134	16	3	6	3	0	73
	7	236	145	36	4	4	4	0	43
	8	375	227	18	4	9	5	1	111
	9	275	171	17	0	9	6	0	72
	10	230	144	23	9	9	6	0	39
	11	244	158	20	10	1	3	0	52
	12	200	122	14	3	6	6	0	49
	13	233	161	10	2	4	2	0	54
	14	183	119	9	2	2	4	0	47
	15	197	136	9	1	4	2	0	45
	16	221	162	9	2	3	3	0	42
	17	256	163	10	7	8	3	0	65
	18	203	125	33	2	8	7	0	28
	19	254	176	10	5	7	5	0	51
	20	152	99	2	2	6	1	0	42
	21	128	78	7	7	6	1	0	29
	22	146	83	19	3	5	6	0	30
	23	154	109	4	0	3	1	0	37

COUNTY COURT JUDGE
DETAIL

LEGISLATIVE DISTRICT OR TOWN	ELECTION DISTRICT	TOTAL VOTES	CHRISTOPHER	PAUL	PAUL	PAUL	PAUL	SCATTER	BLANK AND VOID
			S. CIACCIO DEM	D. IRVING REP	D. IRVING CON	D. IRVING WOR	D. IRVING IND		
Leg. Dist. 27									
	25	92	53	19	3	3	4	0	10
	26	113	74	16	1	2	6	0	14
Leg. Dist. 27		5,352	3,441	405	108	140	100	2	1,156
Leg. Dist. 28									
	1	142	83	18	6	3	0	0	32
	2	115	61	13	9	9	3	0	20
	3	86	53	10	1	1	2	0	19
	4	109	73	12	4	1	2	0	17
	5	118	62	17	6	2	5	0	26
	6	253	143	35	16	6	10	0	43
	7/17	282	163	33	12	9	11	0	54
	8/19	153	93	10	4	3	5	0	38
	9	159	85	31	7	7	3	0	26
	10	54	27	8	3	0	3	0	13
	11	100	62	11	1	2	3	0	21
	12	74	39	5	1	2	3	0	24
	13	139	78	13	8	6	5	0	29
	14	123	63	15	6	4	1	0	34
	15	57	39	3	2	1	2	0	10
	16	147	90	20	1	5	8	0	23
	18	126	75	13	0	5	5	0	28
	20	217	130	32	10	7	8	0	30
	21	223	123	25	6	10	13	0	46
	22	93	57	15	0	3	1	0	17
Leg. Dist. 28		2,770	1,599	339	103	86	93	0	550
Leg. Dist. 29									
	1/2	67	43	7	1	4	1	0	11
	3/8	40	27	7	0	1	0	0	5
	5	150	97	17	6	6	8	0	16
	6	110	63	13	2	0	1	0	31
	7	135	73	23	4	5	9	0	21
	9	248	159	36	2	4	4	0	43
	10	231	162	20	5	8	7	0	29
	11	147	83	26	10	3	3	0	22
	12	178	112	19	6	4	5	0	32
	13	128	74	8	1	3	1	0	41
	14	51	27	8	2	1	1	0	12
	15	135	78	8	2	4	0	0	43
	16	63	37	1	0	1	2	0	22
	17	125	74	24	7	2	5	0	13
	18/27	184	90	44	10	7	13	0	20
	19	100	69	8	2	2	2	0	17
	20	217	132	15	3	7	3	3	54
	21	172	101	22	8	7	8	0	26
	22	135	80	8	0	0	0	0	47
	23	152	110	9	0	2	1	1	29

COUNTY COURT JUDGE
DETAIL

LEGISLATIVE DISTRICT OR TOWN	ELECTION DISTRICT	TOTAL VOTES	CHRISTOPHER	PAUL	PAUL	PAUL	PAUL	SCATTER	BLANK AND VOID
			S. CIACCIO	D. IRVING	D. IRVING	D. IRVING	D. IRVING		
			DEM	REP	CON	WOR	IND		
Leg. Dist. 29									
	24	189	109	22	7	1	2	0	48
	25/28	231	135	26	7	4	8	0	51
	26	75	40	8	2	1	2	0	22
		<u>3,263</u>	<u>1,975</u>	<u>379</u>	<u>87</u>	<u>77</u>	<u>86</u>	<u>4</u>	<u>655</u>
Leg. Dist. 29 CITY		<u>34,535</u>	<u>20,654</u>	<u>4,288</u>	<u>1,053</u>	<u>1,055</u>	<u>1,210</u>	<u>21</u>	<u>6,254</u>
Brighton									
	1	201	118	44	7	11	11	0	10
	2	112	69	25	10	1	2	0	5
	3	149	75	41	7	7	7	0	12
	4	165	103	37	2	4	4	0	15
	5	185	116	43	5	3	8	0	10
	6	200	127	50	10	2	5	0	6
	7	134	85	29	6	3	7	0	4
	8	153	86	48	6	1	9	0	3
	9	181	108	40	10	5	8	0	10
	10	172	89	42	14	3	12	0	12
	11	195	116	40	9	9	9	0	12
	12	221	162	37	10	4	3	0	5
	13	135	78	34	4	5	7	0	7
	14	75	50	12	2	4	1	0	6
	15	126	71	31	10	5	5	0	4
	16	109	50	45	8	0	6	0	0
	17	58	36	13	2	2	2	0	3
	18	142	99	23	6	4	6	0	4
	19	128	87	19	7	4	5	0	6
	20	99	55	24	11	3	4	0	2
	21	141	86	31	6	8	2	0	8
	22	142	85	35	8	4	4	0	6
	23	144	102	22	7	0	10	0	3
	24	219	129	60	12	1	6	0	11
	25	141	92	28	4	6	6	0	5
	26	111	64	30	5	3	6	0	3
	27	134	89	32	5	4	1	0	3
	28	184	111	37	10	6	10	0	10
	29	104	59	26	7	4	3	0	5
	30	317	188	72	9	6	9	0	33
	31	170	120	34	0	6	5	0	5
	32	182	111	39	5	6	11	1	9
	33	169	119	33	5	1	3	0	8
	34	148	88	33	13	3	5	0	6
	35	128	89	17	3	6	5	0	8
	36	95	54	27	8	0	2	0	4
	37	137	101	17	5	0	6	0	8
	38	166	94	45	10	1	8	0	8
	39	142	78	34	10	1	9	0	10
	40	209	131	49	6	5	6	0	12

COUNTY COURT JUDGE
DETAIL

LEGISLATIVE DISTRICT OR TOWN	ELECTION DISTRICT	TOTAL VOTES	CHRISTOPHER S. CIACCIO	PAUL D. IRVING	PAUL D. IRVING	PAUL D. IRVING	PAUL D. IRVING	SCATTER	BLANK AND VOID
			DEM	REP	CON	WOR	IND		
Brighton									
	41	127	74	31	4	5	5	0	8
	42	68	44	13	6	1	1	0	3
	43	144	80	34	12	3	8	0	7
	44	41	23	9	2	2	2	0	3
	45	78	35	23	9	1	5	0	5
	46	101	69	24	0	2	1	0	5
		6,682	4,095	1,512	317	165	260	1	332
Brighton									
Chili									
	1	131	44	59	17	0	4	0	7
	2	230	66	90	32	8	16	0	18
	3	183	80	61	24	0	6	0	12
	4	98	27	38	19	3	5	0	6
	5	132	42	56	17	1	4	0	12
	6	150	47	58	14	4	9	0	18
	7	68	30	21	10	3	1	0	3
	8	159	52	60	34	4	3	0	6
	9	151	66	45	20	2	11	0	7
	10	109	20	50	26	4	4	0	5
	11	144	49	53	29	0	5	0	8
	12	125	44	49	19	0	9	0	4
	13	203	61	83	34	2	10	0	13
	14	160	36	66	40	2	8	0	8
	15	130	53	47	16	1	5	0	8
	16	252	91	101	34	1	12	0	13
	17	375	126	147	61	4	9	0	28
	18	126	53	47	12	2	3	0	9
	19	155	63	62	11	0	3	0	16
	20	186	72	67	23	8	8	1	7
	21	127	51	45	14	4	7	1	5
	22	107	52	26	11	2	4	0	12
	23	109	40	41	18	3	4	0	3
	24	210	75	76	33	8	12	0	6
	25	93	45	26	14	0	4	0	4
	26	166	47	64	35	4	8	0	8
	27	138	56	40	26	4	3	0	9
	28	107	43	37	14	4	3	0	6
	29	107	32	42	17	4	6	0	6
	30	56	17	14	20	1	1	0	3
	31	136	56	44	10	5	5	0	16
	32	151	46	67	24	3	5	0	6
		4,774	1,682	1,782	728	91	197	2	292
Chili									
Clarkson									
	1	216	65	98	34	1	9	0	9
	2	31	5	17	8	1	0	0	0
	3	229	78	96	30	5	5	0	15
	4	230	58	104	31	3	8	0	26

COUNTY COURT JUDGE
DETAIL

LEGISLATIVE DISTRICT OR TOWN	ELECTION DISTRICT	TOTAL VOTES	CHRISTOPHER S. CIACCIO	PAUL D. IRVING	PAUL D. IRVING	PAUL D. IRVING	PAUL D. IRVING	SCATTER	BLANK AND VOID
			DEM	REP	CON	WOR	IND		
Clarkson									
	5	279	83	110	47	3	16	0	20
	6	135	32	54	32	1	1	0	15
Clarkson		1,120	321	479	182	14	39	0	85
East Rochester									
	1	184	84	61	14	3	2	0	20
	2	200	87	72	11	3	4	0	23
	3	208	100	60	15	4	7	0	22
	4	157	78	45	2	3	9	0	20
	5	128	58	38	15	2	6	0	9
	6	206	100	50	18	3	13	0	22
	7	160	80	59	4	2	6	0	9
East Rochester		1,243	587	385	79	20	47	0	125
Gates									
	1	103	44	28	20	1	4	0	6
	2	142	74	51	7	0	4	0	6
	3	107	51	32	11	2	5	0	6
	4	162	61	61	24	1	6	0	9
	5	218	93	86	19	1	8	0	11
	6	140	64	44	13	7	4	0	8
	7	301	139	116	22	7	8	0	9
	8	125	46	61	10	2	2	0	4
	9	190	96	63	9	3	8	0	11
	10	111	51	41	10	1	0	0	8
	11	104	43	41	13	2	3	0	2
	12	79	41	25	5	2	3	0	3
	13	123	58	50	8	1	1	0	5
	14	136	72	43	10	1	1	0	9
	15	197	78	74	14	5	7	0	19
	16	104	58	25	12	1	3	0	5
	17	119	56	45	11	1	1	0	5
	18	157	55	66	15	1	2	0	18
	19	135	51	55	17	2	7	0	3
	20	129	55	48	13	1	8	0	4
	21	150	58	65	11	1	2	0	13
	22	125	35	50	26	1	7	0	6
	23	144	55	52	27	2	1	0	7
	24	149	59	63	14	3	4	0	6
	25	113	47	44	12	3	1	0	6
	26	182	75	65	24	2	14	0	2
	27	171	100	41	14	3	2	0	11
	28	119	50	51	2	1	3	0	12
	29	131	63	36	17	1	6	0	8
	30	88	43	27	8	2	3	0	5
	31	108	43	44	10	2	3	0	6
	32	157	58	63	17	4	5	0	10
	33	76	39	27	4	1	3	0	2

COUNTY COURT JUDGE
DETAIL

LEGISLATIVE DISTRICT OR TOWN	ELECTION DISTRICT	TOTAL VOTES	CHRISTOPHER	PAUL	PAUL	PAUL	PAUL	SCATTER	BLANK AND VOID
			S. CIACCIO	D. IRVING	D. IRVING	D. IRVING	D. IRVING		
			DEM	REP	CON	WOR	IND		
Gates	34	118	56	39	14	1	1	0	7
	35	94	37	39	7	2	3	0	6
Gates		4,807	2,104	1,761	470	71	143	0	258
Greece	1	188	69	73	23	5	6	0	12
	2	207	69	82	26	2	14	0	14
	3	177	66	66	25	4	4	0	12
	4	142	68	50	16	0	2	0	6
	5	131	56	49	10	3	4	0	9
	6	117	45	37	21	3	2	0	9
	7	156	77	45	20	1	6	0	7
	8	132	56	37	16	4	7	0	12
	9	115	40	47	16	3	6	0	3
	10	140	59	40	20	9	4	0	8
	11	66	41	13	4	1	4	0	3
	12	103	51	30	10	6	1	0	5
	13	152	68	46	21	3	3	0	11
	14	112	54	36	12	2	4	0	4
	15	148	58	53	20	0	4	1	12
	16	130	49	61	11	0	3	0	6
	17	243	80	114	20	0	13	0	16
	18	194	77	71	23	5	5	0	13
	19	143	63	50	15	3	6	0	6
	20	140	50	49	25	3	4	0	9
	21	149	62	40	27	3	8	0	9
	22	119	60	39	8	4	4	0	4
	23	276	117	96	22	3	12	1	25
	24	235	83	92	26	1	9	0	24
	25	164	72	51	19	2	9	0	11
	26	130	54	49	15	2	5	0	5
	27	195	66	76	32	2	4	0	15
	28	220	76	94	29	0	8	0	13
	29	172	78	62	23	3	3	0	3
	30	105	43	37	14	3	2	0	6
	31	151	54	58	21	2	5	0	11
	32	157	69	46	22	3	4	0	13
	33	202	60	82	39	0	6	0	15
	34	221	77	83	29	3	6	0	23
	35	205	71	80	35	4	6	0	9
	36	237	101	95	25	3	5	0	8
	37	155	54	61	30	2	3	0	5
	38	272	104	105	35	3	10	0	15
	39	123	52	41	17	1	3	0	9
	40	138	61	46	13	3	6	0	9
	41	203	93	67	25	1	1	1	15
	42	135	69	31	19	3	6	0	7

COUNTY COURT JUDGE
DETAIL

LEGISLATIVE DISTRICT OR TOWN	ELECTION DISTRICT	TOTAL VOTES	CHRISTOPHER S. CIACCIO	PAUL D. IRVING	PAUL D. IRVING	PAUL D. IRVING	PAUL D. IRVING	SCATTER	BLANK AND VOID
			DEM	REP	CON	WOR	IND		
Greece									
	43	153	43	60	36	5	4	0	5
	44	263	119	94	30	1	7	0	12
	45	250	80	115	25	3	10	1	16
	46	105	38	35	17	1	5	0	9
	47	191	82	61	33	5	5	0	5
	48	119	53	41	12	2	5	0	6
	49	164	68	57	21	2	4	0	12
	50	178	68	71	21	2	7	1	8
	51	115	45	46	11	3	3	0	7
	52	205	82	76	22	5	10	0	10
	53	144	70	39	17	2	5	0	11
	54	213	63	84	35	3	10	0	18
	55	169	66	62	23	0	3	0	15
	56	229	88	100	23	2	7	0	9
	57	169	73	61	19	1	10	0	5
	58	230	107	74	32	0	7	0	10
	59	79	34	23	13	1	4	0	4
	60	145	64	45	17	6	3	0	10
	61	182	79	60	24	4	2	0	13
	62	191	92	64	18	1	3	0	13
	63	191	90	48	35	2	5	0	11
	64	129	48	55	12	1	4	0	9
	65	189	73	82	5	0	6	0	23
	66	95	40	29	14	0	4	0	8
	67	166	69	59	22	3	8	0	5
	68	245	93	94	32	2	6	0	18
	69	120	53	47	12	1	2	0	5
	70	464	163	210	42	2	19	0	28
	71	224	78	89	31	1	8	0	17
	72	224	95	69	29	2	8	1	20
	73	102	43	33	21	0	2	0	3
	74	134	60	44	15	3	4	0	8
	75	121	51	37	15	2	2	0	14
	76	156	44	69	27	2	3	0	11
	77	219	104	78	19	2	5	0	11
	78	122	43	49	19	0	4	0	7
	79	319	111	135	41	2	11	0	19
	80	249	88	106	32	0	5	0	18
	81	124	59	49	9	2	1	0	4
	82	104	46	33	11	1	3	0	10
	83	83	38	23	12	2	4	1	3
	84	190	73	72	25	3	8	0	9
	85	224	75	94	32	3	7	0	13
	86	298	115	109	37	3	11	0	23
	87	172	71	63	16	3	9	0	10
	88	173	77	56	21	2	6	0	11
	89	150	66	53	18	1	0	0	12

COUNTY COURT JUDGE
DETAIL

LEGISLATIVE DISTRICT OR TOWN	ELECTION DISTRICT	TOTAL VOTES	CHRISTOPHER S. CIACCIO	PAUL D. IRVING	PAUL D. IRVING	PAUL D. IRVING	PAUL D. IRVING	SCATTER	BLANK AND VOID
			DEM	REP	CON	WOR	IND		
Greece									
	90	237	75	94	41	1	4	0	22
	91	371	140	149	44	4	8	0	26
	92	256	127	79	27	2	6	0	15
	93	254	121	80	18	3	8	0	24
	94	180	75	67	19	3	8	0	8
	95	112	57	38	8	1	4	0	4
	96	221	105	75	21	3	7	0	10
	97	376	146	145	44	4	9	0	28
	98	270	99	102	35	10	8	0	16
	99	218	58	96	31	6	8	0	19
	100	280	112	109	33	5	4	0	17
	101	137	56	48	20	3	4	0	6
	102	254	93	107	31	8	8	0	7
	103	229	90	82	31	3	12	0	11
	104	234	105	76	26	0	8	0	19
	105	153	50	73	20	1	6	0	3
	106	154	45	72	21	3	4	0	9
	107	118	39	47	16	1	7	0	8
	108	126	50	37	20	0	7	0	12
	109	211	103	56	25	2	8	0	17
		19,772	7,898	7,265	2,463	265	634	7	1,240
Greece									
Hamlin									
	1	170	44	82	23	4	7	0	10
	2	268	70	113	54	4	11	0	16
	3	180	47	71	38	2	6	0	16
	4	194	43	91	42	3	5	1	9
	5	210	49	79	48	3	11	0	20
	6	170	53	72	25	2	8	0	10
	7	332	92	134	71	7	7	0	21
	8	138	36	62	28	3	2	0	7
	9	168	39	77	29	0	7	0	16
	10	285	71	121	55	2	11	1	24
		2,115	544	902	413	30	75	2	149
Hamlin									
Henrietta									
	1	302	99	125	32	3	14	0	29
	2	205	70	80	23	4	11	0	17
	3	86	41	27	4	3	0	0	11
	4	187	106	50	9	1	9	0	12
	5	232	103	76	23	2	6	0	22
	6	222	86	73	26	4	11	0	22
	7	222	95	75	29	0	8	0	15
	8	234	103	81	10	7	9	0	24
	9	160	57	53	23	1	6	0	20
	10	224	86	72	25	6	11	0	24
	11	180	82	52	14	2	7	1	22
	12	191	69	68	22	2	17	0	13

COUNTY COURT JUDGE
DETAIL

LEGISLATIVE DISTRICT OR TOWN	ELECTION DISTRICT	TOTAL VOTES	CHRISTOPHER S. CIACCIO	PAUL D. IRVING	PAUL D. IRVING	PAUL D. IRVING	PAUL D. IRVING	SCATTER	BLANK AND VOID
			DEM	REP	CON	WOR	IND		
Henrietta									
	13	227	91	68	30	2	11	0	25
	14	164	49	65	14	3	10	0	23
	15	252	103	80	20	7	13	0	29
	16	156	60	61	10	7	7	0	11
	17	278	132	73	29	6	15	0	23
	18	260	109	93	20	2	11	0	25
	19	194	76	72	20	1	10	0	15
	20	277	116	96	23	0	12	0	30
	21	197	89	64	17	1	11	0	15
	22	311	142	97	30	3	7	1	31
	23	165	71	66	14	3	5	0	6
	24	239	99	79	20	4	14	0	23
	25	242	82	91	29	2	5	0	33
	26	472	179	162	50	5	15	0	61
	27	397	141	158	44	2	16	0	36
	28	273	103	99	31	4	10	0	26
	29	400	181	116	44	5	17	0	37
	30	408	167	131	50	8	18	0	34
	31	139	61	39	15	3	5	0	16
	32	285	133	99	21	6	8	0	18
	33	154	62	62	11	3	4	0	12
	34	118	52	47	6	4	4	0	5
	35	271	105	100	29	3	8	0	26
		8,324	3,400	2,850	817	119	345	2	791
Henrietta									
Irondequoit									
	1	239	126	62	23	2	11	0	15
	2	162	68	58	16	3	4	0	13
	3	225	133	47	15	4	8	0	18
	4	181	79	59	17	5	5	0	16
	5	159	88	41	11	2	4	0	13
	6	323	170	87	26	5	15	0	20
	7	311	149	96	31	1	11	0	23
	8	195	91	63	19	1	4	0	17
	9	188	99	52	15	1	6	0	15
	10	244	113	75	24	6	12	1	13
	11	120	64	28	8	4	3	0	13
	12	136	67	31	15	6	5	0	12
	13	200	113	54	14	4	4	0	11
	14	216	96	76	20	7	4	0	13
	15	277	137	84	19	3	12	0	22
	16	339	164	103	30	8	11	0	23
	17	149	83	35	12	3	9	0	7
	18	189	101	53	22	0	5	0	8
	19	190	112	40	17	6	7	0	8
	20	204	97	71	13	3	9	0	11
	21	198	96	55	22	5	11	0	9

COUNTY COURT JUDGE
DETAIL

LEGISLATIVE DISTRICT OR TOWN	ELECTION DISTRICT	TOTAL VOTES	CHRISTOPHER S. CIACCIO	PAUL D. IRVING	PAUL D. IRVING	PAUL D. IRVING	PAUL D. IRVING	SCATTER	BLANK AND VOID
			DEM	REP	CON	WOR	IND		
Irondequoit									
	22	218	117	66	16	2	8	0	9
	23	172	102	37	10	1	8	0	14
	24	165	88	45	14	6	3	0	9
	25	187	83	58	21	2	7	0	16
	26	120	82	19	10	2	1	0	6
	27	140	54	50	10	2	13	0	11
	28	191	91	59	15	4	9	0	13
	29	126	72	27	13	4	4	0	6
	30	179	93	49	15	4	7	0	11
	31	287	155	87	15	6	4	0	20
	32	182	100	57	14	2	4	0	5
	33	141	71	40	18	3	3	0	6
	34	293	136	105	27	3	6	0	16
	35	127	71	30	9	4	4	0	9
	36	93	57	18	4	1	4	1	8
	37	151	76	46	8	0	5	0	16
	38	123	72	21	8	4	5	0	13
	39	70	38	19	5	0	1	0	7
	40	123	61	38	11	2	2	0	9
	41	182	96	43	14	3	8	0	18
	42	241	113	82	17	7	9	0	13
	43	130	77	28	17	1	3	0	4
	44	408	216	130	24	4	9	1	24
	45	150	76	45	10	2	5	0	12
	46	189	92	57	12	6	7	0	15
	47	74	42	22	5	0	0	0	5
	48	198	102	64	13	4	7	0	8
	49	186	89	51	19	3	10	3	11
	50	103	63	27	3	2	1	0	7
	51	265	137	74	28	1	8	0	17
	52	163	94	35	8	6	12	0	8
	53	154	84	42	10	5	2	0	11
	54	52	27	12	5	2	2	0	4
	55	181	93	52	10	3	6	0	17
	56	171	96	54	7	3	6	0	5
	57	254	126	88	16	1	3	0	20
	58	194	88	48	29	4	11	0	14
	59	165	82	53	17	0	4	0	9
	60	191	92	45	24	1	11	0	18
	61	237	123	69	28	2	6	0	9
	62	215	109	63	23	3	7	1	9
	63	141	65	45	10	2	8	0	11
	64	60	37	13	1	1	1	0	7
	65	145	90	31	6	3	7	0	8
	66	56	34	10	6	0	1	0	5
	67	140	78	29	11	7	1	0	14

COUNTY COURT JUDGE
DETAIL

LEGISLATIVE DISTRICT OR TOWN	ELECTION DISTRICT	TOTAL VOTES	CHRISTOPHER S. CIACCIO	PAUL D. IRVING	PAUL D. IRVING	PAUL D. IRVING	PAUL D. IRVING	SCATTER	BLANK AND VOID
			DEM	REP	CON	WOR	IND		
Irondequoit	68	156	81	39	14	1	4	0	17
Irondequoit		12,334	6,367	3,492	1,019	208	417	7	824
Mendon									
	1	262	87	93	49	8	13	0	12
	2	244	94	87	30	4	9	0	20
	3	305	87	123	51	3	17	0	24
	4	191	76	76	12	1	9	1	16
	5	228	87	78	39	4	12	0	8
	6	213	79	72	37	4	13	0	8
	7	273	106	110	44	0	6	0	7
	8	91	30	35	16	2	5	0	3
	9	231	79	96	28	1	10	0	17
Mendon		2,038	725	770	306	27	94	1	115
Ogden									
	1	139	47	58	22	1	2	0	9
	2	181	65	61	28	1	10	0	16
	3	196	70	86	22	3	8	0	7
	4	145	38	54	39	1	6	0	7
	5	158	51	61	21	5	10	0	10
	6	140	52	49	24	0	7	0	8
	7	96	28	39	18	3	3	0	5
	8	155	56	72	16	0	3	0	8
	9	152	58	53	23	1	7	0	10
	10	132	33	55	27	1	5	0	11
	11	152	39	67	31	1	8	0	6
	12	152	44	69	27	1	2	0	9
	13	133	40	56	18	4	10	0	5
	14	103	32	36	18	3	4	0	10
	15	189	50	79	32	3	15	0	10
	16	115	24	62	20	0	1	0	8
	17	102	34	40	20	1	1	0	6
	18	141	39	55	35	4	5	0	3
	19	175	54	80	31	0	4	0	6
	20	174	32	86	37	0	9	0	10
Ogden		2,930	886	1,218	509	33	120	0	164
Parma									
	1	193	57	69	38	2	11	0	16
	2	223	63	105	29	4	12	1	9
	3	166	39	76	29	4	8	0	10
	4	214	57	81	36	9	10	0	21
	5	155	34	70	16	4	9	0	22
	6	90	23	37	13	3	6	0	8
	7	220	50	95	40	3	7	0	25
	8	316	86	130	40	6	11	0	43
	9	196	49	83	34	1	10	0	19

COUNTY COURT JUDGE
DETAIL

LEGISLATIVE DISTRICT OR TOWN	ELECTION DISTRICT	TOTAL VOTES	CHRISTOPHER S. CIACCIO	PAUL D. IRVING	PAUL D. IRVING	PAUL D. IRVING	PAUL D. IRVING	SCATTER	BLANK AND VOID
			DEM	REP	CON	WOR	IND		
Parma									
	10	201	49	80	41	3	15	0	13
	11	218	48	94	35	3	16	0	22
	12	151	38	80	15	1	9	0	8
	13	337	84	140	53	4	20	0	36
	14	133	48	51	21	0	7	0	6
	15	210	47	93	41	2	12	0	15
Parma		3,023	772	1,284	481	49	163	1	273
Penfield									
	1	69	29	16	15	1	5	0	3
	2	174	72	61	17	5	9	0	10
	3	149	41	59	32	0	6	0	11
	4	189	55	74	44	1	8	0	7
	5	220	93	57	34	2	11	0	23
	6	148	60	54	25	1	5	0	3
	7	220	90	72	24	2	12	1	19
	8	151	69	43	20	2	5	0	12
	9	265	149	68	24	2	10	0	12
	10	151	66	51	17	3	3	0	11
	11	103	47	43	3	1	2	0	7
	12	198	94	74	15	3	4	0	8
	13	202	90	75	21	2	4	0	10
	14	222	87	87	27	2	7	0	12
	15	227	96	82	27	2	9	0	11
	16	101	54	30	6	0	7	0	4
	17	193	92	71	13	0	10	0	7
	18	141	60	54	11	2	4	0	10
	19	258	115	96	30	2	8	0	7
	20	230	114	58	29	6	12	0	11
	21	196	95	69	15	0	7	0	10
	22	151	74	45	16	1	7	0	8
	23	233	100	86	31	2	5	0	9
	24	258	98	105	26	1	15	0	13
	25	142	54	56	15	2	3	0	12
	26	105	42	38	4	1	6	0	14
	27	162	73	51	14	6	6	0	12
	28	178	84	49	23	3	10	0	9
	29	200	81	68	29	2	6	0	14
	30	285	103	110	43	2	9	0	18
	31	128	68	43	10	0	4	0	3
	32	105	59	25	9	1	4	0	7
	33	189	79	62	27	2	10	0	9
	34	129	56	46	13	1	9	0	4
	35	214	103	65	21	1	14	0	10
	36	130	60	46	12	0	6	0	6
	37	311	132	131	22	2	13	0	11
	38	123	58	43	17	0	3	0	2

COUNTY COURT JUDGE
DETAIL

LEGISLATIVE DISTRICT OR TOWN	ELECTION DISTRICT	TOTAL VOTES	CHRISTOPHER S. CIACCIO	PAUL D. IRVING	PAUL D. IRVING	PAUL D. IRVING	PAUL D. IRVING	SCATTER	BLANK AND VOID
			DEM	REP	CON	WOR	IND		
Penfield									
	39	108	41	43	18	2	3	0	1
	40	166	77	59	9	4	9	0	8
	41	194	72	81	27	1	7	0	6
	42	128	52	51	15	1	3	0	6
		<u>7,446</u>	<u>3,234</u>	<u>2,597</u>	<u>850</u>	<u>74</u>	<u>300</u>	<u>1</u>	<u>390</u>
Penfield									
Perinton									
	1	234	105	85	20	0	8	0	16
	2	171	90	53	14	3	6	0	5
	3	175	73	68	17	1	7	1	8
	4	139	67	44	14	1	7	0	6
	5	76	23	30	10	1	6	0	6
	6	137	65	47	6	7	4	0	8
	7	188	74	71	16	4	8	0	15
	8	149	58	53	25	1	5	0	7
	9	229	83	95	25	5	7	0	14
	10	177	73	73	14	1	7	0	9
	11	123	61	44	12	2	4	0	0
	12	145	76	51	11	2	3	0	2
	13	145	55	61	16	1	5	0	7
	14	165	64	60	22	3	7	0	9
	15	128	54	48	15	0	6	0	5
	16	128	59	41	18	1	6	0	3
	17	186	93	62	16	0	5	0	10
	18	187	81	68	19	2	7	0	10
	19	155	59	60	24	0	7	0	5
	20	172	75	66	15	0	2	0	14
	21	212	96	84	14	2	10	0	6
	22	114	45	41	16	1	4	0	7
	23	219	82	92	26	1	12	0	6
	24	287	123	112	26	4	5	0	17
	25	119	58	34	10	2	2	0	13
	26	188	69	69	28	4	11	0	7
	27	124	45	54	16	0	3	0	6
	28	127	55	49	13	1	2	0	7
	29	83	28	37	8	2	4	0	4
	30	133	49	54	16	3	7	0	4
	31	218	78	104	21	5	4	0	6
	32	134	48	53	18	1	6	0	8
	33	166	62	67	19	2	4	0	12
	34	166	59	68	18	3	5	0	13
	35	141	58	49	18	2	4	0	10
	36	79	36	28	7	2	3	0	3
	37	161	68	53	22	0	7	0	11
	38	180	85	67	16	0	6	0	6
	39	157	49	78	20	1	4	0	5
	40	108	35	41	16	5	2	0	9

COUNTY COURT JUDGE
DETAIL

LEGISLATIVE DISTRICT OR TOWN	ELECTION DISTRICT	TOTAL VOTES	CHRISTOPHER S. CIACCIO	PAUL D. IRVING	PAUL D. IRVING	PAUL D. IRVING	PAUL D. IRVING	SCATTER	BLANK AND VOID
			DEM	REP	CON	WOR	IND		
Perinton									
	41	94	34	33	17	3	4	0	3
	42	118	51	49	10	0	1	0	7
	43	279	100	123	32	1	10	0	13
	44	140	69	48	14	0	5	0	4
	45	189	66	82	26	0	5	0	10
	46	79	44	18	12	1	2	0	2
	47	140	49	56	23	1	4	0	7
	48	100	45	37	11	1	2	0	4
	49	142	59	50	17	1	6	0	9
	50	43	22	10	2	0	2	0	7
	51	167	49	80	24	0	6	0	8
	52	129	38	60	17	4	4	0	6
	53	146	79	46	16	0	2	0	3
	54	249	89	120	24	2	5	0	9
	55	177	79	72	13	1	9	0	3
	56	167	61	63	25	0	7	0	11
		8,684	3,550	3,361	960	91	296	1	425
Perinton									
Pittsford									
	1	160	82	47	15	3	3	0	10
	2	193	106	55	16	5	4	0	7
	3	346	157	135	17	6	14	0	17
	4	217	100	81	20	2	9	0	5
	5	167	93	53	12	2	4	0	3
	6	145	99	29	2	3	3	0	9
	7	93	44	39	5	1	4	0	0
	8	203	112	67	13	1	4	0	6
	9	249	115	98	15	1	11	0	9
	10	163	80	59	8	5	5	1	5
	11	161	84	51	17	0	1	0	8
	12	174	86	60	18	0	7	0	3
	13	156	69	52	15	8	6	0	6
	14	268	163	78	13	0	7	0	7
	15	99	61	25	4	1	4	0	4
	16	140	64	51	11	0	8	0	6
	17	250	131	68	24	5	9	1	12
	18	150	95	38	8	1	3	0	5
	19	145	52	49	30	0	6	0	8
	20	200	108	69	13	1	4	0	5
	21	186	97	60	12	1	8	0	8
	22	268	167	77	14	1	4	0	5
	23	194	97	66	19	1	4	0	7
	24	272	137	105	11	3	10	0	6
	25	239	113	90	20	1	6	0	9
	26	223	100	73	34	3	11	0	2
	27	157	64	64	15	2	2	0	10
	28	146	66	55	11	1	4	0	9

COUNTY COURT JUDGE
DETAIL

LEGISLATIVE DISTRICT OR TOWN	ELECTION DISTRICT	TOTAL VOTES	CHRISTOPHER S. CIACCIO	PAUL D. IRVING	PAUL D. IRVING	PAUL D. IRVING	PAUL D. IRVING	SCATTER	BLANK AND VOID
			DEM	REP	CON	WOR	IND		
Pittsford									
	29	199	84	82	17	4	8	0	4
	30	156	77	53	10	1	11	0	4
	31	196	122	47	10	3	4	0	10
	32	224	113	84	12	0	4	0	11
	33	211	115	65	17	5	3	0	6
	34	170	80	66	14	0	4	0	6
Pittsford		6,520	3,333	2,191	492	71	199	2	232
Riga									
	1	378	104	174	49	7	21	0	23
	2	306	73	136	61	0	12	0	24
	3	212	78	85	18	0	11	0	20
	4	255	86	108	28	3	7	0	23
	5	239	58	119	31	3	6	0	22
	6	221	55	98	38	3	10	0	17
Riga		1,611	454	720	225	16	67	0	129
Rush									
	1	360	112	146	40	9	14	0	39
	2	241	61	108	26	3	20	0	23
	3	390	164	136	42	5	14	0	29
	4	320	107	135	39	3	12	0	24
Rush		1,311	444	525	147	20	60	0	115
Sweden									
	1	154	65	41	18	2	6	0	22
	2	68	32	18	8	1	1	0	8
	3	155	58	62	21	0	6	0	8
	4	159	66	54	20	3	8	1	7
	5	41	22	7	8	1	0	0	3
	6	123	53	30	20	3	7	0	10
	7	177	70	63	23	1	9	0	11
	8	118	28	49	23	2	6	0	10
	9	88	32	34	8	4	3	0	7
	10	210	56	85	42	2	11	0	14
	11	43	17	14	6	2	4	0	0
	12	120	35	47	23	1	5	0	9
Sweden		1,456	534	504	220	22	66	1	109
Webster									
	1	187	73	67	24	6	7	0	10
	2	143	61	50	15	3	3	0	11
	3	203	96	74	20	1	3	0	9
	4	72	21	39	5	1	3	0	3
	5	173	71	58	18	2	10	1	13
	6	114	44	48	15	2	2	0	3
	7	166	71	59	15	1	7	0	13
	8	142	60	47	19	2	8	0	6
	9	166	61	63	27	1	6	0	8

COUNTY COURT JUDGE
DETAIL

LEGISLATIVE DISTRICT OR TOWN	ELECTION DISTRICT	TOTAL VOTES	CHRISTOPHER S. CIACCIO	PAUL D. IRVING	PAUL D. IRVING	PAUL D. IRVING	PAUL D. IRVING	SCATTER	BLANK AND VOID
			DEM	REP	CON	WOR	IND		
Webster									
	10	248	64	105	50	4	11	0	14
	11	141	46	60	22	3	3	1	6
	12	230	87	85	26	2	19	0	11
	13	168	67	56	22	7	10	0	6
	14	152	54	66	15	1	6	0	10
	15	122	55	43	12	2	4	0	6
	16	146	57	63	14	1	5	0	6
	17	120	38	51	17	3	2	0	9
	18	93	40	36	8	0	3	0	6
	19	235	84	104	31	3	8	0	5
	20	215	71	85	24	1	16	0	18
	21	157	56	66	18	1	7	0	9
	22	152	40	66	30	1	5	0	10
	23	122	46	43	20	3	6	0	4
	24	306	126	93	46	3	15	0	23
	25	100	39	39	10	2	8	0	2
	26	137	45	50	29	0	8	0	5
	27	138	51	58	20	3	2	0	4
	28	106	27	41	21	4	11	0	2
	29	125	59	43	10	1	4	0	8
	30	104	42	36	12	3	2	0	9
	31	218	90	76	28	2	7	0	15
	32	199	66	75	35	1	8	0	14
	33	183	67	78	23	3	7	0	5
	34	78	28	34	10	1	4	0	1
	35	122	46	40	23	2	4	0	7
	36	129	38	51	28	1	5	0	6
	37	224	88	85	22	4	11	0	14
	38	184	82	53	18	4	13	1	13
	39	172	94	52	8	2	12	0	4
	40	232	90	90	31	4	3	0	14
	41	206	75	83	26	0	9	0	13
	42	125	53	44	23	2	2	0	1
	43	97	41	30	16	1	3	0	6
Webster		6,852	2,610	2,585	906	94	292	3	362
Wheatland									
	1	136	52	46	24	4	3	0	7
	2	181	54	66	34	2	10	0	15
	3	173	75	48	24	6	3	0	17
	4	137	35	62	23	2	6	0	9
	5	180	44	80	29	2	9	0	16
Wheatland		807	260	302	134	16	31	0	64
TOWNS		103,849	43,800	36,485	11,718	1,496	3,845	31	6,474
GRAND TOTAL:		138,384	64,454	40,773	12,771	2,551	5,055	52	12,728

FAMILY COURT JUDGE
(VOTE FOR 2)
SUMMARY
PART 1 OF 2

LEGISLATIVE DISTRICT OR TOWN	TOTAL VOTES	JUAN A. NEVAREZ	NATHAN A. VAN LOON	JIM WALSH	DANDREA L. RUHLMANN	JIM WALSH	DANDREA L. RUHLMANN
		DEM	DEM	REP	REP	CON	CON
Leg. Dist. 07	998	180	167	160	131	58	41
Leg. Dist. 16	358	93	84	31	27	8	5
Leg. Dist. 21	8,684	2,206	1,881	666	613	238	148
Leg. Dist. 22	5,814	1,644	1,388	165	175	58	44
Leg. Dist. 23	10,670	2,584	2,301	1,091	1,026	310	213
Leg. Dist. 24	6,198	1,569	1,394	487	493	148	99
Leg. Dist. 25	7,790	2,026	1,796	291	275	83	58
Leg. Dist. 26	5,788	1,120	959	751	606	312	212
Leg. Dist. 27	10,704	2,908	2,534	437	400	189	120
Leg. Dist. 28	5,540	1,333	1,141	413	355	162	119
Leg. Dist. 29	6,526	1,684	1,384	435	366	134	93
CITY	69,070	17,347	15,029	4,927	4,467	1,700	1,152
Brighton	13,364	3,415	2,922	1,765	1,808	446	350
Chili	9,548	1,132	1,083	1,968	1,946	851	727
Clarkson	2,240	245	241	505	436	210	181
East Rochester	2,486	387	360	476	400	138	100
Gates	9,614	1,435	1,289	2,039	1,945	601	495
Greece	39,544	5,604	5,399	8,292	7,179	2,992	2,440
Hamlin	4,230	401	407	956	787	482	404
Henrietta	16,648	2,576	2,154	3,221	2,848	1,076	880
Irondequoit	24,668	4,461	4,553	4,496	3,621	1,350	1,056
Mendon	4,076	592	508	811	749	382	297
Ogden	5,860	615	552	1,285	1,193	602	490
Parma	6,046	540	522	1,422	1,223	572	474
Penfield	14,892	2,402	2,107	3,117	2,683	1,052	854
Perinton	17,368	2,647	2,191	3,888	3,436	1,196	954
Pittsford	13,040	2,702	2,007	2,716	2,539	633	495
Riga	3,222	345	325	762	706	266	218
Rush	2,622	374	337	558	498	177	150
Sweden	2,912	435	407	540	484	251	211
Webster	13,704	1,799	1,773	2,997	2,480	1,142	920
Wheatland	1,614	192	180	317	302	160	141
TOWNS	207,698	32,299	29,317	42,131	37,263	14,579	11,837
GRAND TOTAL:	276,768	49,646	44,346	47,058	41,730	16,279	12,989

FAMILY COURT JUDGE
(VOTE FOR 2)
SUMMARY
PART 2 OF 2

LEGISLATIVE DISTRICT OR TOWN	TOTAL VOTES	JUAN A. NEVAREZ WOR	DANDREA L. RUHLMANN WOR	NATHAN A. VAN LOON IND	DANDREA L. RUHLMANN IND	SCATTER	BLANK AND VOID
Leg. Dist. 07	998	14	3	27	24	0	193
Leg. Dist. 16	358	8	10	6	5	0	81
Leg. Dist. 21	8,684	284	185	227	181	6	2,049
Leg. Dist. 22	5,814	91	71	41	31	0	2,106
Leg. Dist. 23	10,670	341	235	368	306	10	1,885
Leg. Dist. 24	6,198	291	197	229	173	5	1,113
Leg. Dist. 25	7,790	138	101	101	71	2	2,848
Leg. Dist. 26	5,788	143	92	164	133	5	1,291
Leg. Dist. 27	10,704	204	178	161	113	4	3,456
Leg. Dist. 28	5,540	110	103	117	80	1	1,606
Leg. Dist. 29	6,526	117	104	101	79	4	2,025
CITY	69,070	1,741	1,279	1,542	1,196	37	18,653
Brighton	13,364	341	270	315	349	5	1,378
Chili	9,548	196	144	265	233	2	1,001
Clarkson	2,240	35	19	59	46	0	263
East Rochester	2,486	45	31	70	48	1	430
Gates	9,614	176	127	179	183	0	1,145
Greece	39,544	630	375	804	713	21	5,095
Hamlin	4,230	89	39	101	68	4	492
Henrietta	16,648	381	233	417	380	1	2,481
Irondequoit	24,668	485	307	604	488	6	3,241
Mendon	4,076	69	38	104	101	2	423
Ogden	5,860	123	62	150	129	0	659
Parma	6,046	140	67	175	148	2	761
Penfield	14,892	279	166	386	354	0	1,492
Perinton	17,368	327	176	424	369	1	1,759
Pittsford	13,040	198	103	235	257	6	1,149
Riga	3,222	53	24	71	61	1	390
Rush	2,622	49	31	59	56	0	333
Sweden	2,912	65	31	83	62	2	341
Webster	13,704	231	149	414	318	7	1,474
Wheatland	1,614	40	26	33	36	0	187
TOWNS	<u>207,698</u>	<u>3,952</u>	<u>2,418</u>	<u>4,948</u>	<u>4,399</u>	<u>61</u>	<u>24,494</u>
GRAND TOTAL:	<u>276,768</u>	<u>5,693</u>	<u>3,697</u>	<u>6,490</u>	<u>5,595</u>	<u>98</u>	<u>43,147</u>

FAMILY COURT JUDGE
(VOTE FOR 2)
DETAIL
PART 1 OF 2

LEGISLATIVE DISTRICT OR TOWN	ELECTION DISTRICT	TOTAL VOTES	JUAN A. NEVAREZ	NATHAN A. VAN LOON	JIM WALSH	DANDREA L. RUHLMANN	JIM WALSH	DANDREA L. RUHLMANN
			DEM	DEM	REP	REP	CON	CON
Leg. Dist. 07	1	622	109	95	112	91	38	27
	2	376	71	72	48	40	20	14
Leg. Dist. 07		998	180	167	160	131	58	41
Leg. Dist. 16	1/29-4	358	93	84	31	27	8	5
Leg. Dist. 16		358	93	84	31	27	8	5
Leg. Dist. 21	1	400	97	93	40	23	9	4
	2	350	84	74	36	33	15	8
	3	230	54	43	16	16	15	9
	4	222	61	49	16	11	3	2
	5	240	55	44	29	22	3	5
	6	338	80	64	21	25	3	1
	7	620	158	122	55	49	17	15
	8	174	48	34	11	10	7	3
	9	348	79	74	40	33	7	4
	10	544	130	122	67	65	11	5
	11	362	102	84	18	13	6	5
	12	656	165	132	55	57	19	13
	13	224	59	58	15	11	5	2
	14	148	34	29	14	19	6	4
	15	500	129	109	38	32	16	11
	16	142	34	35	6	9	4	3
	17	324	78	70	19	18	6	7
	18	284	86	64	13	18	5	5
	19	196	59	48	9	8	6	2
	20	174	40	42	17	18	6	2
	21	270	80	69	12	11	4	4
	22	370	104	90	15	16	10	8
	23	330	76	69	22	18	16	9
	24	520	109	99	50	42	25	14
	25	368	112	95	14	13	8	1
	26	134	35	27	5	10	3	2
	27	216	58	42	13	13	3	0
Leg. Dist. 21		8,684	2,206	1,881	666	613	238	148
Leg. Dist. 22	1	374	93	78	11	12	3	2
	2	142	40	32	2	3	0	1
	3	224	76	45	4	4	3	3
	4	92	29	24	3	2	3	1
	5	202	62	53	6	1	1	0
	6	236	60	57	2	3	2	1
	7	120	35	25	3	2	1	1
	8	256	79	74	8	9	4	1
	9	184	51	45	5	5	0	1
	10	224	72	68	5	2	0	0
	11	268	70	63	9	4	2	5
	12	206	52	33	1	3	1	1
	13	120	29	23	0	1	0	0

FAMILY COURT JUDGE
(VOTE FOR 2)
DETAIL
PART 1 OF 2

LEGISLATIVE DISTRICT OR TOWN	ELECTION DISTRICT	TOTAL VOTES	JUAN A. NEVAREZ	NATHAN A. VAN LOON	JIM WALSH	DANDREA L. RUHLMANN	JIM WALSH	DANDREA L. RUHLMANN
			DEM	DEM	REP	REP	CON	CON
Leg. Dist. 22	14	270	79	67	8	10	4	1
	15	316	93	94	6	8	5	1
	16	118	28	28	3	3	2	1
	17	94	24	24	3	3	1	2
	18	154	44	35	2	0	2	0
	19	178	44	38	8	12	1	1
	20	310	83	79	6	6	1	4
	21	162	44	33	6	1	1	2
	22	266	80	64	8	6	4	1
	23	222	62	51	2	5	1	0
	24	96	27	22	1	3	0	0
	25	494	135	110	28	44	13	7
	26/25-19	200	57	48	20	18	2	5
	27	286	96	75	5	5	1	2
Leg. Dist. 22		5,814	1,644	1,388	165	175	58	44
Leg. Dist. 23	1	200	54	39	21	16	2	0
	2	276	65	56	22	20	7	3
	3/24-20	282	64	61	26	18	5	4
	4	614	159	143	52	50	24	14
	5	136	26	21	14	18	2	0
	6	246	71	63	25	25	5	4
	7	324	77	75	31	22	7	5
	8	338	73	76	37	35	6	4
	9	258	67	61	26	30	6	7
	10	276	68	60	34	28	10	4
	11	376	92	82	32	38	6	6
	12	520	128	112	52	55	15	10
	13	348	79	67	49	44	9	9
	14	268	73	62	24	20	7	3
	15	180	53	47	18	15	6	4
	16	218	54	44	29	23	7	6
	17	576	130	118	60	42	22	16
	18	792	177	170	95	82	38	26
	19	450	101	88	44	53	17	10
	20	494	133	116	41	43	9	7
	21	396	104	98	32	36	8	5
	22	386	94	79	37	39	9	9
	23/29	248	67	58	18	20	4	1
	24	404	84	67	52	48	8	10
	25	678	162	145	74	66	23	15
	26	756	173	155	84	85	25	12
	27	340	79	71	41	34	17	15
	28/25-28	290	77	67	21	21	6	4
Leg. Dist. 23		10,670	2,584	2,301	1,091	1,026	310	213
Leg. Dist. 24	1	548	156	132	40	39	7	7
	2/22	376	89	96	28	28	6	5
	3/23	438	114	94	31	28	5	4

FAMILY COURT JUDGE
(VOTE FOR 2)
DETAIL
PART 1 OF 2

LEGISLATIVE DISTRICT OR TOWN	ELECTION DISTRICT	TOTAL VOTES	JUAN A. NEVAREZ	NATHAN A. VAN LOON	JIM WALSH	DANDREA L. RUHLMANN	JIM WALSH	DANDREA L. RUHLMANN
			DEM	DEM	REP	REP	CON	CON
Leg. Dist. 24								
	4	524	135	123	32	36	12	5
	5/24	418	114	92	43	40	15	8
	6	264	72	54	17	19	6	4
	7	262	54	54	29	32	9	8
	8	306	83	73	24	32	10	9
	9	256	51	44	26	32	13	6
	10	462	125	112	29	23	9	6
	11	180	41	40	13	15	4	3
	12	88	26	23	4	4	1	1
	13	452	121	100	26	28	9	6
	14	414	94	95	32	31	10	6
	15/21	368	88	84	26	24	11	8
	16	414	107	99	41	40	9	5
	17	146	23	19	24	21	4	2
	18	250	70	57	19	16	8	6
	19/25-23	32	6	3	3	5	0	0
		6,198	1,569	1,394	487	493	148	99
Leg. Dist. 24								
Leg. Dist. 25								
	1	500	141	118	39	37	10	6
	2	398	111	91	5	6	5	2
	3	606	160	161	12	13	3	6
	4/24	264	62	57	32	20	3	5
	5	424	94	84	11	16	1	4
	6	206	51	40	12	10	5	3
	7	484	130	117	5	8	4	0
	8	480	130	121	7	5	2	1
	9	206	53	48	1	2	1	4
	10	368	106	87	4	3	2	3
	11	212	65	52	1	3	1	0
	12	332	90	79	26	24	5	2
	13	336	96	81	3	5	4	3
	14	136	36	33	11	9	4	3
	15	308	83	78	3	2	1	1
	16	330	83	74	15	14	5	2
	17	288	60	61	3	5	2	0
	18	418	101	98	13	10	3	2
	20/25	528	128	104	35	35	6	3
	21	164	42	33	2	8	3	2
	22	302	87	67	22	15	3	2
	26/27	224	54	51	12	7	3	2
	29/30	276	63	61	17	18	7	2
		7,790	2,026	1,796	291	275	83	58
Leg. Dist. 25								
Leg. Dist. 26								
	1	610	104	86	86	67	47	30
	2	224	39	36	28	24	14	10
	3	146	25	19	19	15	6	6
	4	330	51	43	55	42	23	16
	5	252	62	56	29	23	12	10
	6	226	55	43	18	12	9	4

FAMILY COURT JUDGE
(VOTE FOR 2)
DETAIL
PART 1 OF 2

LEGISLATIVE DISTRICT OR TOWN	ELECTION DISTRICT	TOTAL VOTES	JUAN A. NEVAREZ	NATHAN A. VAN LOON	JIM WALSH	DANDREA L. RUHLMANN	JIM WALSH	DANDREA L. RUHLMANN
			DEM	DEM	REP	REP	CON	CON
Leg. Dist. 26								
	7	328	61	58	40	28	16	6
	8	354	89	60	25	22	7	4
	9	382	86	51	48	38	16	15
	10	372	88	65	34	28	15	11
	11	322	53	44	49	39	14	10
	12	358	55	57	69	54	21	19
	13	376	62	52	57	37	25	17
	14	430	80	72	58	60	31	19
	15	350	84	84	34	26	11	8
	16	392	59	67	58	51	28	18
	17	336	67	66	44	40	17	9
Leg. Dist. 26		5,788	1,120	959	751	606	312	212
Leg. Dist. 27								
	1	458	141	116	18	16	9	6
	2	512	130	110	24	27	16	12
	3	412	112	101	20	25	8	8
	4	530	154	130	28	17	15	10
	5	538	153	135	16	11	6	5
	6	470	110	90	17	13	7	4
	7	472	120	105	35	32	5	6
	8	750	199	180	17	14	5	3
	9	550	165	146	18	11	1	0
	10	460	119	101	29	33	15	9
	11	488	143	115	24	23	13	9
	12	400	101	83	13	13	10	6
	13	466	144	128	8	6	6	2
	14	366	107	87	9	9	1	3
	15	394	106	97	12	14	3	1
	16	442	132	118	14	12	4	2
	17	512	136	122	12	15	9	8
	18	406	99	77	30	27	12	6
	19	508	147	144	12	9	6	4
	20	304	80	66	4	2	5	1
	21	256	67	60	7	5	6	4
	22	292	68	52	24	18	10	4
	23	308	88	80	5	8	3	1
	25	184	38	40	20	19	8	5
	26	226	49	51	21	21	6	1
Leg. Dist. 27		10,704	2,908	2,534	437	400	189	120
Leg. Dist. 28								
	1	284	62	57	16	18	11	7
	2	230	50	42	17	9	10	8
	3	172	39	34	15	11	0	1
	4	218	54	48	19	18	5	6
	5	236	52	35	17	22	12	6
	6	506	120	118	38	38	15	14
	7/17	564	147	113	50	46	15	10
	8/19	306	82	68	13	9	5	4
	9	318	62	63	33	31	8	5

FAMILY COURT JUDGE
(VOTE FOR 2)
DETAIL
PART 1 OF 2

LEGISLATIVE DISTRICT OR TOWN	ELECTION DISTRICT	TOTAL VOTES	JUAN A. NEVAREZ	NATHAN A. VAN LOON	JIM WALSH	DANDREA L. RUHLMANN	JIM WALSH	DANDREA L. RUHLMANN
			DEM	DEM	REP	REP	CON	CON
Leg. Dist. 28								
	10	108	20	16	9	6	4	2
	11	200	52	43	15	12	6	4
	12	148	27	29	3	4	3	1
	13	278	73	65	20	9	14	11
	14	246	65	51	13	7	8	5
	15	114	25	27	5	5	3	2
	16	294	73	59	32	20	4	6
	18	252	68	49	14	15	5	3
	20	434	102	90	41	33	14	12
	21	446	106	86	30	33	18	10
	22	186	54	48	13	9	2	2
Leg. Dist. 28		5,540	1,333	1,141	413	355	162	119
Leg. Dist. 29								
	1/2	134	36	33	6	6	0	1
	3/8	80	23	20	6	4	1	0
	5	300	86	68	17	20	11	8
	6	220	49	41	17	17	2	3
	7	270	59	46	28	23	8	6
	9	496	122	102	57	37	7	4
	10	462	139	112	26	13	9	6
	11	294	84	56	30	22	9	5
	12	356	96	83	19	17	6	6
	13	256	66	50	6	5	3	0
	14	102	23	22	5	4	4	3
	15	270	78	57	8	7	4	2
	16	126	31	23	2	4	1	0
	17	250	52	51	24	18	6	8
	18/27	368	71	62	47	49	14	9
	19	200	56	45	8	12	1	1
	20	434	107	101	16	16	3	4
	21	344	77	76	22	25	19	12
	22	270	90	46	7	5	1	1
	23	304	100	90	10	9	0	1
	24	378	91	74	27	19	8	5
	25/28	462	110	98	40	30	13	5
	26	150	38	28	7	4	4	3
Leg. Dist. 29		6,526	1,684	1,384	435	366	134	93
CITY		69,070	17,347	15,029	4,927	4,467	1,700	1,152
Brighton								
	1	402	100	82	46	51	12	10
	2	224	54	44	31	34	11	11
	3	298	63	65	44	42	12	9
	4	330	98	83	26	39	5	3
	5	370	106	94	45	45	7	7
	6	400	101	82	53	67	12	13
	7	268	65	61	34	28	10	6
	8	306	62	55	61	62	10	5
	9	362	82	71	50	49	12	10
	10	344	87	61	49	49	16	12

FAMILY COURT JUDGE
(VOTE FOR 2)
DETAIL
PART 1 OF 2

LEGISLATIVE DISTRICT OR TOWN	ELECTION DISTRICT	TOTAL VOTES	JUAN A. NEVAREZ	NATHAN A. VAN LOON	JIM WALSH	DANDREA L. RUHLMANN	JIM WALSH	DANDREA L. RUHLMANN
			DEM	DEM	REP	REP	CON	CON
Brighton	11	390	95	77	54	53	15	11
	12	442	134	116	41	57	13	11
	13	270	63	57	41	38	6	5
	14	150	34	35	16	17	0	0
	15	252	58	55	37	27	10	9
	16	218	31	32	52	51	13	12
	17	116	31	34	8	9	1	2
	18	284	82	71	30	27	10	4
	19	256	79	64	26	24	10	8
	20	198	47	42	19	20	18	13
	21	282	71	68	31	23	7	6
	22	284	70	47	36	47	13	7
	23	288	91	63	25	38	9	7
	24	438	83	80	76	68	15	10
	25	282	82	64	25	34	7	6
	26	222	46	43	40	33	8	8
	27	268	79	70	32	35	6	5
	28	368	97	91	42	52	13	9
	29	208	43	37	39	34	8	7
	30	634	147	143	102	91	16	12
	31	340	108	87	45	44	3	3
	32	364	97	84	43	56	13	7
	33	338	85	67	54	53	8	7
	34	296	75	64	40	42	17	14
	35	256	73	64	28	25	5	3
	36	190	48	47	25	24	9	8
	37	274	91	62	26	29	5	9
	38	332	96	79	44	42	12	9
	39	284	63	55	38	39	17	12
	40	418	119	92	51	69	5	5
	41	254	76	55	33	31	4	3
	42	136	35	31	16	14	7	7
	43	288	68	57	46	39	15	11
	44	82	14	14	12	7	6	4
	45	156	27	27	28	22	11	9
	46	202	59	50	25	28	4	1
Brighton		13,364	3,415	2,922	1,765	1,808	446	350
Chili	1	262	36	39	64	64	16	15
	2	460	48	48	96	89	46	44
	3	366	55	43	63	76	26	22
	4	196	21	15	40	37	23	20
	5	264	33	29	62	62	21	16
	6	300	29	29	69	64	17	16
	7	136	22	23	27	24	9	7
	8	318	31	31	64	60	43	34
	9	302	48	30	51	58	22	21
	10	218	20	19	45	43	27	26
	11	288	32	40	57	52	32	22

FAMILY COURT JUDGE
(VOTE FOR 2)
DETAIL
PART 1 OF 2

LEGISLATIVE DISTRICT OR TOWN	ELECTION DISTRICT	TOTAL VOTES	JUAN A. NEVAREZ	NATHAN A. VAN LOON	JIM WALSH	DANDREA L. RUHLMANN	JIM WALSH	DANDREA L. RUHLMANN
			DEM	DEM	REP	REP	CON	CON
Chili								
	12	250	25	29	59	49	24	17
	13	406	34	41	101	96	36	28
	14	320	26	27	75	78	41	37
	15	260	35	33	55	61	22	15
	16	504	49	59	110	109	41	34
	17	750	78	63	172	167	69	65
	18	252	37	32	47	48	18	13
	19	310	39	38	72	68	20	9
	20	372	51	51	67	71	33	30
	21	254	36	30	48	51	23	16
	22	214	39	40	28	33	14	10
	23	218	20	22	40	43	22	19
	24	420	53	59	80	73	36	33
	25	186	39	30	24	23	14	17
	26	332	36	32	69	71	34	33
	27	276	33	30	52	43	28	28
	28	214	26	31	40	42	16	16
	29	214	20	19	49	46	18	14
	30	112	13	10	19	17	17	16
	31	272	46	35	51	59	17	11
	32	302	22	26	72	69	26	23
Chili		9,548	1,132	1,083	1,968	1,946	851	727
Clarkson								
	1	432	44	47	98	95	42	32
	2	62	3	5	18	19	5	6
	3	458	64	59	96	87	37	34
	4	460	52	49	114	90	38	31
	5	558	55	55	124	100	58	53
	6	270	27	26	55	45	30	25
Clarkson		2,240	245	241	505	436	210	181
East Rochester								
	1	368	58	54	64	65	22	16
	2	400	50	43	90	71	18	16
	3	416	59	65	81	67	22	18
	4	314	45	48	62	51	11	8
	5	256	44	33	50	32	20	16
	6	412	74	63	66	66	28	16
	7	320	57	54	63	48	17	10
East Rochester		2,486	387	360	476	400	138	100
Gates								
	1	206	35	25	36	33	24	18
	2	284	38	40	67	59	14	10
	3	214	35	29	36	35	13	9
	4	324	47	44	67	57	24	27
	5	436	68	49	105	96	25	21
	6	280	44	36	58	50	20	17
	7	602	77	67	152	131	34	24
	8	250	34	37	58	59	12	9
	9	380	64	62	75	63	11	10

FAMILY COURT JUDGE
(VOTE FOR 2)
DETAIL
PART 1 OF 2

LEGISLATIVE DISTRICT OR TOWN	ELECTION DISTRICT	TOTAL VOTES	JUAN A. NEVAREZ	NATHAN A. VAN LOON	JIM WALSH	DANDREA L. RUHLMANN	JIM WALSH	DANDREA L. RUHLMANN
			DEM	DEM	REP	REP	CON	CON
Gates								
	10	222	43	35	40	48	8	9
	11	208	28	35	48	36	14	16
	12	158	33	22	30	28	7	3
	13	246	37	30	54	63	13	8
	14	272	43	49	54	51	14	10
	15	394	54	57	87	79	20	14
	16	208	47	41	25	33	15	11
	17	238	33	34	54	51	15	14
	18	314	42	34	77	71	16	13
	19	270	39	32	69	61	15	11
	20	258	47	36	48	56	18	17
	21	300	39	35	69	67	16	14
	22	250	24	26	51	55	27	22
	23	288	38	27	59	59	31	33
	24	298	43	40	67	69	19	21
	25	226	29	23	48	52	18	11
	26	364	48	39	76	78	31	23
	27	342	67	59	59	57	16	14
	28	238	40	31	64	56	4	5
	29	262	44	49	39	33	22	14
	30	176	20	26	39	38	9	6
	31	216	26	17	54	46	15	12
	32	314	44	45	64	63	25	17
	33	152	33	27	23	24	6	6
	34	236	34	26	48	49	14	14
	35	188	18	25	39	39	16	12
Gates		9,614	1,435	1,289	2,039	1,945	601	495
Greece								
	1	376	54	45	73	63	29	24
	2	414	46	50	86	82	31	28
	3	354	47	47	78	63	35	26
	4	284	40	39	58	54	20	18
	5	262	43	40	50	44	20	14
	6	234	43	34	37	29	19	16
	7	312	48	56	54	38	19	19
	8	264	38	41	47	40	22	13
	9	230	28	27	50	51	19	16
	10	280	52	48	46	37	23	17
	11	132	28	26	20	20	5	3
	12	206	35	36	38	25	14	10
	13	304	50	43	56	44	29	19
	14	224	42	33	42	37	16	11
	15	296	42	41	62	53	26	17
	16	260	40	33	65	55	9	10
	17	486	59	58	120	99	28	21
	18	388	50	55	87	74	24	20
	19	286	48	44	61	50	16	11
	20	280	36	40	51	40	31	27
	21	298	47	47	52	37	28	27

FAMILY COURT JUDGE
(VOTE FOR 2)
DETAIL
PART 1 OF 2

LEGISLATIVE DISTRICT OR TOWN	ELECTION DISTRICT	TOTAL VOTES	JUAN A. NEVAREZ	NATHAN A. VAN LOON	JIM WALSH	DANDREA L. RUHLMANN	JIM WALSH	DANDREA L. RUHLMANN
			DEM	DEM	REP	REP	CON	CON
Greece								
	22	238	35	38	46	34	12	12
	23	552	80	87	110	94	25	25
	24	470	68	53	104	96	28	23
	25	328	53	54	57	49	22	17
	26	260	32	35	67	50	18	17
	27	390	40	40	87	80	36	33
	28	440	55	46	98	91	36	33
	29	344	57	51	66	64	30	26
	30	210	39	31	32	27	13	14
	31	302	50	38	63	49	30	23
	32	314	47	53	54	39	30	18
	33	404	38	38	83	80	45	31
	34	442	73	57	95	78	30	30
	35	410	49	61	82	68	38	29
	36	474	73	68	108	88	30	27
	37	310	39	31	73	59	31	24
	38	544	77	64	127	111	36	31
	39	246	41	36	46	40	19	21
	40	276	48	45	54	47	18	15
	41	406	69	59	77	61	31	22
	42	270	47	50	45	31	27	18
	43	306	31	30	71	60	38	31
	44	526	87	82	117	92	33	29
	45	500	59	49	125	109	32	27
	46	210	22	24	34	29	18	18
	47	382	54	50	81	66	41	29
	48	238	29	29	55	43	15	16
	49	328	51	54	66	60	25	20
	50	356	49	47	73	70	27	21
	51	230	31	31	54	51	16	11
	52	410	60	51	90	92	27	24
	53	288	52	49	44	45	26	20
	54	426	44	47	101	80	37	40
	55	338	51	47	74	60	26	23
	56	458	70	67	114	96	29	22
	57	338	53	57	67	52	23	14
	58	460	67	85	90	71	42	31
	59	158	26	20	22	20	18	11
	60	290	48	46	54	48	27	17
	61	364	61	47	68	67	29	23
	62	382	59	61	80	68	21	18
	63	382	70	61	54	49	44	36
	64	258	37	27	62	51	19	22
	65	378	54	51	86	79	13	7
	66	190	26	27	38	26	16	13
	67	332	41	42	70	67	28	23
	68	490	65	55	109	105	37	32
	69	240	48	40	51	46	13	13
	70	928	97	119	228	204	54	45
	71	448	53	52	103	83	34	32

FAMILY COURT JUDGE
(VOTE FOR 2)
DETAIL
PART 1 OF 2

LEGISLATIVE DISTRICT OR TOWN	ELECTION DISTRICT	TOTAL VOTES	JUAN A. NEVAREZ	NATHAN A. VAN LOON	JIM WALSH	DANDREA L. RUHLMANN	JIM WALSH	DANDREA L. RUHLMANN
			DEM	DEM	REP	REP	CON	CON
Greece	72	448	71	63	81	75	38	32
	73	204	35	27	37	35	19	18
	74	268	52	38	56	45	18	20
	75	242	42	38	46	43	17	12
	76	312	30	35	74	65	29	19
	77	438	73	66	84	70	27	20
	78	244	28	25	56	44	25	22
	79	638	71	77	141	123	59	45
	80	498	58	72	111	106	39	30
	81	248	40	43	54	47	15	11
	82	208	32	26	39	34	13	11
	83	166	27	31	22	20	16	10
	84	380	47	47	84	64	32	26
	85	448	60	65	94	94	38	36
	86	596	82	80	130	127	42	34
	87	344	52	41	62	68	24	19
	88	346	54	48	72	63	26	23
	89	300	45	47	61	53	18	21
	90	474	46	54	99	88	44	39
	91	742	94	96	174	123	51	41
	92	512	79	73	94	76	35	25
	93	508	80	81	101	91	28	19
	94	360	55	45	73	70	24	19
	95	224	40	41	40	41	11	10
	96	442	69	84	90	74	27	20
	97	752	93	87	170	161	56	44
	98	540	79	58	110	97	36	32
	99	436	49	49	109	91	32	28
	100	560	71	72	128	114	43	32
	101	274	38	36	64	59	22	18
	102	508	60	56	116	111	42	33
	103	458	70	58	95	83	45	33
	104	468	76	67	98	85	31	21
	105	306	28	41	80	65	24	18
	106	308	28	34	80	60	24	18
	107	236	28	25	59	47	16	16
	108	252	38	38	47	45	17	18
	109	422	63	70	73	62	33	23
		39,544	5,604	5,399	8,292	7,179	2,992	2,440
Greece Hamlin	1	340	37	42	81	63	28	23
	2	536	50	59	119	92	63	54
	3	360	29	33	77	66	39	42
	4	388	34	27	95	80	49	44
	5	420	40	40	79	72	59	41
	6	340	39	39	81	69	36	24
	7	664	68	55	139	121	83	72
	8	276	28	25	64	54	30	28
	9	336	29	29	78	68	40	27

FAMILY COURT JUDGE
(VOTE FOR 2)
DETAIL
PART 1 OF 2

LEGISLATIVE DISTRICT OR TOWN	ELECTION DISTRICT	TOTAL VOTES	JUAN A. NEVAREZ	NATHAN A. VAN LOON	JIM WALSH	DANDREA L. RUHLMANN	JIM WALSH	DANDREA L. RUHLMANN
			DEM	DEM	REP	REP	CON	CON
Hamlin	10	570	47	58	143	102	55	49
Hamlin		4,230	401	407	956	787	482	404
Henrietta	1	604	89	72	133	115	41	36
	2	410	52	50	88	68	26	21
	3	172	25	25	36	33	6	4
	4	374	84	72	61	58	16	13
	5	464	81	70	77	69	33	24
	6	444	58	50	101	65	31	26
	7	444	99	73	69	69	32	24
	8	468	72	56	105	92	21	17
	9	320	53	33	55	44	27	28
	10	448	69	57	89	74	35	29
	11	360	58	54	62	57	24	19
	12	382	40	49	71	75	28	20
	13	454	64	49	79	75	34	31
	14	328	47	40	67	61	13	11
	15	504	71	59	110	94	33	23
	16	312	40	41	65	52	23	23
	17	556	106	63	77	73	44	33
	18	520	86	71	105	86	27	27
	19	388	57	41	84	71	31	21
	20	554	80	73	115	109	31	31
	21	394	64	64	72	61	21	15
	22	622	119	78	112	109	45	34
	23	330	51	51	71	62	21	11
	24	478	61	66	94	84	35	25
	25	484	61	44	100	87	33	30
	26	944	118	114	190	167	66	56
	27	794	106	88	170	159	47	42
	28	546	77	51	101	97	43	31
	29	800	138	116	128	120	46	43
	30	816	138	104	142	121	66	50
	31	278	53	42	48	36	19	14
	32	570	105	85	111	102	23	21
	33	308	39	46	63	68	11	11
	34	236	43	36	51	37	9	7
	35	542	72	71	119	98	35	29
Henrietta		16,648	2,576	2,154	3,221	2,848	1,076	880
Irondequoit	1	478	86	90	88	63	28	20
	2	324	56	54	70	48	24	17
	3	450	83	93	76	46	23	16
	4	362	59	55	73	65	18	18
	5	318	62	62	57	40	13	12
	6	646	135	132	107	88	32	26
	7	622	109	112	125	96	42	34
	8	390	53	52	87	72	32	19
	9	376	46	71	73	58	17	5

FAMILY COURT JUDGE
(VOTE FOR 2)
DETAIL
PART 1 OF 2

LEGISLATIVE DISTRICT OR TOWN	ELECTION DISTRICT	TOTAL VOTES	JUAN A. NEVAREZ	NATHAN A. VAN LOON	JIM WALSH	DANDREA L. RUHLMANN	JIM WALSH	DANDREA L. RUHLMANN
			DEM	DEM	REP	REP	CON	CON
Irondequoit	10	488	85	80	86	90	34	26
	11	240	43	52	37	34	11	6
	12	272	49	51	37	33	14	14
	13	400	75	87	64	48	20	17
	14	432	70	66	79	72	33	33
	15	554	95	76	110	102	28	19
	16	678	124	128	132	99	36	28
	17	298	52	71	46	35	16	14
	18	378	74	81	67	56	24	19
	19	380	95	89	46	41	18	16
	20	408	64	70	86	62	23	16
	21	396	74	77	75	55	31	23
	22	436	78	94	85	61	25	23
	23	344	62	87	54	49	11	10
	24	330	59	67	60	50	15	15
	25	374	60	64	69	67	23	19
	26	240	54	48	32	29	11	7
	27	280	44	38	47	54	19	17
	28	382	61	64	80	57	24	16
	29	252	47	46	44	32	13	13
	30	358	60	69	68	53	17	20
	31	574	109	107	99	85	27	24
	32	364	68	67	63	57	21	16
	33	282	50	39	53	33	23	19
	34	586	88	84	121	104	30	25
	35	254	48	50	45	29	14	9
	36	186	42	40	31	19	5	4
	37	302	57	46	63	50	14	11
	38	246	47	49	37	26	11	7
	39	140	19	28	26	20	6	4
	40	246	55	47	37	34	13	8
	41	364	61	65	58	58	19	16
	42	482	80	62	104	79	30	21
	43	260	52	52	39	26	20	18
	44	816	150	154	159	123	44	31
	45	300	53	64	67	42	15	13
	46	378	54	69	80	62	17	12
	47	148	28	27	36	33	4	4
	48	396	70	73	83	72	19	14
	49	372	66	67	64	54	23	13
	50	206	45	37	31	31	6	4
	51	530	102	92	100	85	36	21
	52	326	68	61	49	36	15	11
	53	308	69	55	48	46	18	11
	54	104	18	11	16	17	6	4
	55	362	71	80	65	45	14	11
	56	342	65	69	69	53	20	13
	57	508	87	93	106	86	17	17
	58	388	73	67	61	45	29	21
	59	330	50	57	69	55	17	17

FAMILY COURT JUDGE
(VOTE FOR 2)
DETAIL
PART 1 OF 2

LEGISLATIVE DISTRICT OR TOWN	ELECTION DISTRICT	TOTAL VOTES	JUAN A. NEVAREZ	NATHAN A. VAN LOON	JIM WALSH	DANDREA L. RUHLMANN	JIM WALSH	DANDREA L. RUHLMANN
			DEM	DEM	REP	REP	CON	CON
Irondequoit								
	60	382	62	64	69	54	28	25
	61	474	74	81	89	82	28	28
	62	430	79	82	76	56	26	25
	63	282	46	49	58	45	15	8
	64	120	32	26	16	13	2	0
	65	290	70	72	42	33	9	7
	66	112	32	25	8	10	6	4
	67	280	53	56	45	34	14	10
	68	312	54	60	54	34	14	12
		<u>24,668</u>	<u>4,461</u>	<u>4,553</u>	<u>4,496</u>	<u>3,621</u>	<u>1,350</u>	<u>1,056</u>
Irondequoit Mendon								
	1	524	74	58	101	91	60	48
	2	488	76	75	93	81	40	34
	3	610	78	65	127	123	59	45
	4	382	68	53	80	77	22	11
	5	456	71	51	85	72	50	40
	6	426	67	57	70	72	49	35
	7	546	58	60	126	116	51	42
	8	182	29	29	34	28	18	14
	9	462	71	60	95	89	33	28
		<u>4,076</u>	<u>592</u>	<u>508</u>	<u>811</u>	<u>749</u>	<u>382</u>	<u>297</u>
Mendon Ogden								
	1	278	35	38	58	56	28	19
	2	362	52	45	67	64	33	27
	3	392	42	36	93	92	33	27
	4	290	25	18	58	60	45	39
	5	316	25	26	73	69	28	21
	6	280	38	23	59	56	27	16
	7	192	21	17	38	40	22	16
	8	310	38	34	70	58	16	13
	9	304	40	34	59	62	27	20
	10	264	24	28	54	47	32	27
	11	304	33	22	65	61	36	27
	12	304	34	22	72	57	31	25
	13	266	26	27	57	60	28	21
	14	206	19	20	47	45	20	17
	15	378	42	37	83	66	40	37
	16	230	16	13	65	56	23	19
	17	204	24	27	44	44	19	15
	18	282	31	28	52	55	39	37
	19	350	31	30	93	80	33	32
	20	348	19	27	78	65	42	35
		<u>5,860</u>	<u>615</u>	<u>552</u>	<u>1,285</u>	<u>1,193</u>	<u>602</u>	<u>490</u>
Ogden Parma								
	1	386	30	30	78	69	47	41
	2	446	46	43	112	98	38	33
	3	332	28	23	86	64	35	28
	4	428	41	43	93	84	45	39
	5	310	25	22	60	65	24	16

FAMILY COURT JUDGE
(VOTE FOR 2)
DETAIL
PART 1 OF 2

LEGISLATIVE DISTRICT OR TOWN	ELECTION DISTRICT	TOTAL VOTES	JUAN A. NEVAREZ	NATHAN A. VAN LOON	JIM WALSH	DANDREA L. RUHLMANN	JIM WALSH	DANDREA L. RUHLMANN
			DEM	DEM	REP	REP	CON	CON
Parma								
	6	180	11	12	46	43	17	15
	7	440	27	30	117	101	41	33
	8	632	62	71	154	133	46	40
	9	392	44	35	86	78	38	32
	10	402	26	28	96	76	48	39
	11	436	32	35	108	85	40	32
	12	302	33	27	81	71	19	17
	13	674	68	65	152	126	61	48
	14	266	32	25	61	54	24	20
	15	420	35	33	92	76	49	41
		<u>6,046</u>	<u>540</u>	<u>522</u>	<u>1,422</u>	<u>1,223</u>	<u>572</u>	<u>474</u>
Parma								
Penfield								
	1	138	21	19	21	17	19	15
	2	348	48	46	73	61	24	17
	3	298	39	34	64	53	31	26
	4	378	45	41	81	68	48	37
	5	440	72	67	68	66	39	30
	6	296	44	42	64	59	32	30
	7	440	74	54	82	69	35	25
	8	302	47	41	55	62	25	20
	9	530	112	89	97	82	34	29
	10	302	54	43	56	54	16	14
	11	206	39	29	49	43	7	3
	12	396	66	61	97	72	21	21
	13	404	60	54	83	66	30	23
	14	444	54	53	103	92	30	29
	15	454	64	52	102	95	35	25
	16	202	45	43	33	27	10	7
	17	386	58	60	87	81	23	19
	18	282	51	42	55	53	12	11
	19	516	96	82	97	86	32	26
	20	460	80	65	93	75	40	29
	21	392	79	64	85	71	17	16
	22	302	61	52	57	48	15	18
	23	466	72	69	98	82	39	29
	24	516	82	72	107	101	30	20
	25	284	43	39	66	51	19	18
	26	210	30	40	55	32	10	4
	27	324	60	42	64	53	20	16
	28	356	62	47	69	64	23	20
	29	400	58	55	79	59	31	29
	30	570	73	67	127	113	47	42
	31	256	56	58	48	43	12	9
	32	210	42	38	40	33	11	9
	33	378	46	38	74	68	37	36
	34	258	31	33	59	48	18	16
	35	428	81	71	78	75	25	16
	36	260	47	39	55	50	19	10
	37	622	100	81	161	130	32	24

FAMILY COURT JUDGE
(VOTE FOR 2)
DETAIL
PART 1 OF 2

LEGISLATIVE DISTRICT OR TOWN	ELECTION DISTRICT	TOTAL VOTES	JUAN A. NEVAREZ	NATHAN A. VAN LOON	JIM WALSH	DANDREA L. RUHLMANN	JIM WALSH	DANDREA L. RUHLMANN
			DEM	DEM	REP	REP	CON	CON
Penfield								
	38	246	38	33	45	47	21	20
	39	216	38	29	49	37	17	12
	40	332	49	50	80	63	14	10
	41	388	46	43	100	85	34	27
	42	256	39	30	61	49	18	17
		14,892	2,402	2,107	3,117	2,683	1,052	854
Penfield Perinton								
	1	468	77	65	107	87	21	16
	2	342	71	56	68	64	20	15
	3	350	47	42	82	72	25	18
	4	278	53	44	58	42	19	15
	5	152	17	17	33	32	13	5
	6	274	49	40	52	48	12	10
	7	376	65	46	74	78	25	15
	8	298	41	36	55	65	31	25
	9	458	60	53	113	102	32	26
	10	354	54	47	83	70	21	15
	11	246	42	37	53	43	13	8
	12	290	53	37	63	66	15	12
	13	290	43	28	67	68	16	11
	14	330	52	37	78	70	22	19
	15	256	43	31	57	45	17	13
	16	256	38	40	60	56	18	16
	17	372	76	70	63	57	25	21
	18	374	53	46	83	64	25	23
	19	310	35	38	64	61	31	24
	20	344	60	42	71	70	23	19
	21	424	70	59	94	76	25	19
	22	228	33	26	49	50	19	14
	23	438	67	50	100	93	34	27
	24	574	79	77	125	108	42	25
	25	238	46	47	40	36	10	9
	26	376	49	39	88	73	35	28
	27	248	39	27	51	53	16	16
	28	254	42	28	60	56	20	10
	29	166	24	20	36	30	10	9
	30	266	38	22	63	51	21	14
	31	436	73	61	112	92	22	21
	32	268	30	31	68	60	24	17
	33	332	50	45	72	73	21	18
	34	332	40	33	74	73	20	16
	35	282	41	34	61	56	23	17
	36	158	26	23	32	29	12	9
	37	322	47	48	67	55	26	21
	38	360	51	52	87	57	20	20
	39	314	34	34	79	64	28	27
	40	216	26	23	47	38	18	18
	41	188	24	17	36	33	20	16
	42	236	34	34	51	47	11	9

FAMILY COURT JUDGE
(VOTE FOR 2)
DETAIL
PART 1 OF 2

LEGISLATIVE DISTRICT OR TOWN	ELECTION DISTRICT	TOTAL VOTES	JUAN A. NEVAREZ	NATHAN A. VAN LOON	JIM WALSH	DANDREA L. RUHLMANN	JIM WALSH	DANDREA L. RUHLMANN
			DEM	DEM	REP	REP	CON	CON
Perinton								
	43	558	89	61	130	109	35	29
	44	280	45	36	60	53	16	13
	45	378	57	40	95	83	27	27
	46	158	29	25	26	28	14	10
	47	280	42	29	67	44	28	24
	48	200	42	28	39	35	16	12
	49	284	48	33	59	60	17	16
	50	86	15	21	13	6	3	3
	51	334	34	32	86	82	29	24
	52	258	26	27	71	63	20	18
	53	292	53	47	60	54	20	12
	54	498	74	56	134	117	25	21
	55	354	58	42	88	77	17	14
	56	334	43	32	84	62	28	25
		<u>17,368</u>	<u>2,647</u>	<u>2,191</u>	<u>3,888</u>	<u>3,436</u>	<u>1,196</u>	<u>954</u>
Perinton								
Pittsford								
	1	320	68	55	63	55	19	16
	2	386	90	68	74	70	17	15
	3	692	137	94	172	142	18	16
	4	434	78	62	96	83	28	20
	5	334	88	73	52	55	18	10
	6	290	75	66	41	47	6	5
	7	186	46	35	34	31	7	7
	8	406	64	53	100	92	20	15
	9	498	89	72	115	111	16	14
	10	326	66	52	72	69	11	10
	11	322	63	44	64	63	20	17
	12	348	66	49	73	68	21	17
	13	312	60	43	65	51	19	12
	14	536	117	96	116	116	17	19
	15	198	52	40	32	27	7	6
	16	280	54	44	62	56	12	8
	17	500	110	101	87	74	31	23
	18	300	75	59	44	51	17	6
	19	290	39	33	55	47	30	28
	20	400	85	69	85	79	16	13
	21	372	93	58	65	78	20	10
	22	536	145	110	96	90	22	23
	23	388	74	50	78	75	23	20
	24	544	113	71	121	137	17	13
	25	478	97	61	106	96	22	18
	26	446	85	65	93	81	36	25
	27	314	51	49	81	59	20	14
	28	292	68	44	56	60	11	6
	29	398	65	43	95	82	21	15
	30	312	59	46	62	63	19	12
	31	392	94	51	77	76	17	14
	32	448	101	60	94	92	18	13
	33	422	69	50	103	83	25	23

FAMILY COURT JUDGE
(VOTE FOR 2)
DETAIL
PART 1 OF 2

LEGISLATIVE DISTRICT OR TOWN	ELECTION DISTRICT	TOTAL VOTES	JUAN A. NEVAREZ	NATHAN A. VAN LOON	JIM WALSH	DANDREA L. RUHLMANN	JIM WALSH	DANDREA L. RUHLMANN
			DEM	DEM	REP	REP	CON	CON
Pittsford	34	340	66	41	87	80	12	12
Pittsford		13,040	2,702	2,007	2,716	2,539	633	495
Riga	1	756	86	82	179	170	60	49
	2	612	59	45	148	140	61	58
	3	424	53	62	95	80	24	14
	4	510	67	64	110	114	37	30
	5	478	38	35	120	114	40	31
	6	442	42	37	110	88	44	36
Riga		3,222	345	325	762	706	266	218
Rush	1	720	97	80	156	152	45	39
	2	482	62	40	112	90	35	27
	3	780	122	122	150	132	55	44
	4	640	93	95	140	124	42	40
Rush		2,622	374	337	558	498	177	150
Sweden	1	308	52	52	49	52	21	16
	2	136	28	31	21	21	7	6
	3	310	49	45	70	56	19	18
	4	318	51	49	58	57	26	20
	5	82	16	22	9	7	9	6
	6	246	39	42	36	33	22	22
	7	354	61	49	64	62	31	20
	8	236	26	26	53	34	22	21
	9	176	29	25	36	30	7	10
	10	420	47	38	87	77	46	38
	11	86	14	10	10	10	10	9
	12	240	23	18	47	45	31	25
Sweden		2,912	435	407	540	484	251	211
Webster	1	374	46	48	81	73	27	24
	2	286	44	41	57	49	19	15
	3	406	58	63	88	75	21	21
	4	144	10	18	46	28	7	5
	5	346	47	47	72	55	28	19
	6	228	34	30	47	43	17	15
	7	332	40	48	74	57	28	20
	8	284	38	32	62	51	25	19
	9	332	35	35	82	55	31	26
	10	496	49	43	113	101	59	48
	11	282	34	44	65	45	25	22
	12	460	64	58	99	94	31	28
	13	336	48	34	72	58	24	19
	14	304	46	39	69	57	19	23
	15	244	40	40	49	41	18	11
	16	292	41	32	69	51	23	17
	17	240	26	29	55	40	20	17

FAMILY COURT JUDGE
(VOTE FOR 2)
DETAIL
PART 1 OF 2

LEGISLATIVE DISTRICT OR TOWN	ELECTION DISTRICT	TOTAL VOTES	JUAN A. NEVAREZ	NATHAN A. VAN LOON	JIM WALSH	DANDREA L. RUHLMANN	JIM WALSH	DANDREA L. RUHLMANN
			DEM	DEM	REP	REP	CON	CON
Webster								
	18	186	26	25	41	39	12	12
	19	470	65	57	111	98	41	32
	20	430	57	54	94	80	33	27
	21	314	37	34	69	59	30	17
	22	304	22	26	69	54	40	32
	23	244	34	41	49	38	25	20
	24	612	93	88	111	91	54	46
	25	200	28	29	47	31	13	9
	26	274	37	32	58	43	26	28
	27	276	29	32	71	58	23	20
	28	212	19	20	44	38	29	22
	29	250	41	48	49	40	18	12
	30	208	27	33	42	31	12	10
	31	436	59	57	91	72	38	28
	32	398	45	41	84	79	42	30
	33	366	59	55	79	65	33	22
	34	156	21	16	37	35	10	10
	35	244	32	26	51	44	29	23
	36	258	25	27	61	51	31	28
	37	448	58	64	105	81	29	18
	38	368	59	49	78	60	22	17
	39	344	54	60	77	69	17	14
	40	464	61	54	106	87	35	29
	41	412	46	54	92	82	31	25
	42	250	37	40	47	45	26	22
	43	194	28	30	34	37	21	18
Webster		13,704	1,799	1,773	2,997	2,480	1,142	920
Wheatland								
	1	272	41	38	49	48	26	23
	2	362	34	43	69	58	37	33
	3	346	60	50	49	51	30	28
	4	274	26	18	64	58	30	21
	5	360	31	31	86	87	37	36
Wheatland		1,614	192	180	317	302	160	141
TOWNS		207,698	32,299	29,317	42,131	37,263	14,579	11,837
GRAND TOTAL:		276,768	49,646	44,346	47,058	41,730	16,279	12,989

FAMILY COURT JUDGE
(VOTE FOR 2)
DETAIL
PART 2 OF 2

LEGISLATIVE DISTRICT OR TOWN	ELECTION DISTRICT	TOTAL VOTES	JUAN A. NEVAREZ	DANDREA L. RUHLMANN	NATHAN A. VAN LOON	DANDREA L. RUHLMANN	SCATTER	BLANK AND VOID
			WOR	WOR	IND	IND		
Leg. Dist. 07	1	622	6	2	15	18	0	109
	2	376	8	1	12	6	0	84
Leg. Dist. 07		998	14	3	27	24	0	193
Leg. Dist. 16	1/29-4	358	8	10	6	5	0	81
Leg. Dist. 16		358	8	10	6	5	0	81
Leg. Dist. 21	1	400	17	15	15	17	0	70
	2	350	17	15	13	10	0	45
	3	230	4	3	4	6	0	60
	4	222	4	5	1	1	0	69
	5	240	14	5	10	10	0	43
	6	338	12	6	12	5	2	107
	7	620	20	11	18	10	0	145
	8	174	11	7	5	4	0	34
	9	348	12	2	15	14	0	68
	10	544	18	6	19	12	0	89
	11	362	9	7	3	2	0	113
	12	656	28	17	24	18	2	126
	13	224	18	5	10	4	0	37
	14	148	3	2	3	5	0	29
	15	500	12	9	7	2	0	135
	16	142	0	1	3	2	0	45
	17	324	12	6	7	6	0	95
	18	284	4	4	4	2	0	79
	19	196	3	6	2	1	0	52
	20	174	9	4	5	8	0	23
	21	270	9	9	7	5	0	60
	22	370	8	5	4	8	0	102
	23	330	11	8	7	4	0	90
	24	520	18	10	19	13	2	119
	25	368	4	12	3	6	0	100
	26	134	4	3	4	3	0	38
	27	216	3	2	3	3	0	76
Leg. Dist. 21		8,684	284	185	227	181	6	2,049
Leg. Dist. 22	1	374	8	4	0	2	0	161
	2	142	0	2	1	0	0	61
	3	224	2	3	1	0	0	83
	4	92	0	1	1	1	0	27
	5	202	4	1	0	0	0	74
	6	236	0	4	0	0	0	107
	7	120	1	1	1	0	0	50
	8	256	3	2	3	1	0	72
	9	184	0	1	0	0	0	76
	10	224	2	0	0	0	0	75
	11	268	5	6	3	1	0	100
	12	206	4	3	1	2	0	105
	13	120	3	2	0	0	0	62

FAMILY COURT JUDGE
(VOTE FOR 2)
DETAIL
PART 2 OF 2

LEGISLATIVE DISTRICT OR TOWN	ELECTION DISTRICT	TOTAL VOTES	JUAN A. NEVAREZ	DANDREA L. RUHLMANN	NATHAN A. VAN LOON	DANDREA L. RUHLMANN	SCATTER	BLANK AND VOID
			WOR	WOR	IND	IND		
Leg. Dist. 22	14	270	5	6	1	3	0	86
	15	316	5	6	1	3	0	94
	16	118	5	1	0	1	0	46
	17	94	0	0	0	1	0	36
	18	154	3	1	1	0	0	66
	19	178	1	0	1	0	0	72
	20	310	3	1	1	0	0	126
	21	162	2	3	0	0	0	70
	22	266	7	6	0	0	0	90
	23	222	3	1	1	0	0	96
	24	96	1	2	1	2	0	37
	25	494	16	6	11	6	0	118
	26/25-19	200	2	3	6	7	0	32
	27	286	6	5	6	1	0	84
Leg. Dist. 22		5,814	91	71	41	31	0	2,106
Leg. Dist. 23	1	200	5	4	8	6	0	45
	2	276	8	7	7	5	0	76
	3/24-20	282	17	10	12	6	2	57
	4	614	19	10	22	11	2	108
	5	136	7	3	9	6	0	30
	6	246	6	6	7	8	0	26
	7	324	15	14	13	10	0	55
	8	338	13	12	6	7	0	69
	9	258	9	4	8	11	0	29
	10	276	4	3	7	7	0	51
	11	376	12	14	14	12	0	68
	12	520	16	10	22	14	0	86
	13	348	7	4	2	13	0	65
	14	268	14	9	14	7	2	33
	15	180	5	2	4	3	0	23
	16	218	5	0	6	9	0	35
	17	576	21	10	23	14	0	120
	18	792	21	20	38	25	0	100
	19	450	22	12	17	10	2	74
	20	494	12	9	19	15	1	89
	21	396	17	12	8	12	0	64
	22	386	13	8	13	12	0	73
	23/29	248	7	4	7	11	1	50
	24	404	6	6	11	13	0	99
	25	678	18	16	17	18	0	124
	26	756	25	13	33	22	0	129
	27	340	9	9	12	13	0	40
	28/25-28	290	8	4	9	6	0	67
Leg. Dist. 23		10,670	341	235	368	306	10	1,885
Leg. Dist. 24	1	548	32	18	21	17	0	79
	2/22	376	19	11	12	8	0	74
	3/23	438	27	28	12	16	0	79

FAMILY COURT JUDGE
(VOTE FOR 2)
DETAIL
PART 2 OF 2

LEGISLATIVE DISTRICT OR TOWN	ELECTION DISTRICT	TOTAL VOTES	JUAN A. NEVAREZ	DANDREA L. RUHLMANN	NATHAN A. VAN LOON	DANDREA L. RUHLMANN	SCATTER	BLANK AND VOID
			WOR	WOR	IND	IND		
Leg. Dist. 24	4	524	25	15	29	15	0	97
	5/24	418	14	9	16	10	0	57
	6	264	10	8	12	9	0	53
	7	262	12	8	4	5	0	47
	8	306	9	5	13	11	0	37
	9	256	9	7	9	16	0	43
	10	462	24	20	20	9	0	85
	11	180	5	2	7	3	0	47
	12	88	1	1	0	0	0	27
	13	452	27	19	22	15	3	76
	14	414	24	16	17	11	2	76
	15/21	368	16	12	11	10	0	78
	16	414	16	11	10	11	0	65
	17	146	4	1	4	0	0	44
	18	250	14	5	9	5	0	41
	19/25-23	32	3	1	1	2	0	8
Leg. Dist. 24		6,198	291	197	229	173	5	1,113
Leg. Dist. 25	1	500	9	8	8	11	2	111
	2	398	6	4	4	3	0	161
	3	606	5	2	6	2	0	236
	4/24	264	4	4	1	3	0	73
	5	424	3	5	6	3	0	197
	6	206	10	6	6	5	0	58
	7	484	8	4	3	0	0	205
	8	480	5	3	3	1	0	202
	9	206	1	0	1	0	0	95
	10	368	2	3	3	1	0	154
	11	212	0	3	0	0	0	87
	12	332	19	8	15	5	0	59
	13	336	6	1	6	2	0	129
	14	136	6	1	2	2	0	29
	15	308	2	2	0	0	0	136
	16	330	2	6	6	2	0	121
	17	288	2	1	1	1	0	152
	18	418	4	5	1	1	0	180
	20/25	528	9	7	6	9	0	186
	21	164	6	7	1	2	0	58
	22	302	10	5	7	6	0	78
	26/27	224	11	8	5	3	0	68
	29/30	276	8	8	10	9	0	73
Leg. Dist. 25		7,790	138	101	101	71	2	2,848
Leg. Dist. 26	1	610	9	6	18	15	0	142
	2	224	12	5	8	3	0	45
	3	146	3	3	7	5	0	38
	4	330	4	4	14	7	0	71
	5	252	6	1	6	4	0	43
	6	226	1	1	2	4	0	77

FAMILY COURT JUDGE
(VOTE FOR 2)
DETAIL
PART 2 OF 2

LEGISLATIVE DISTRICT OR TOWN	ELECTION DISTRICT	TOTAL VOTES	JUAN A. NEVAREZ	DANDREA L. RUHLMANN	NATHAN A. VAN LOON	DANDREA L. RUHLMANN	SCATTER	BLANK AND VOID
			WOR	WOR	IND	IND		
Leg. Dist. 26	7	328	7	4	5	6	0	97
	8	354	8	4	7	4	0	124
	9	382	9	9	7	9	0	94
	10	372	12	8	8	8	1	94
	11	322	10	9	10	14	0	70
	12	358	11	5	10	10	0	47
	13	376	7	8	11	11	0	89
	14	430	15	7	15	14	0	59
	15	350	9	5	9	1	0	79
	16	392	10	8	13	12	2	66
	17	336	10	5	14	6	2	56
Leg. Dist. 26		5,788	143	92	164	133	5	1,291
Leg. Dist. 27	1	458	10	7	9	2	0	124
	2	512	11	8	4	4	2	164
	3	412	15	15	7	6	0	95
	4	530	12	13	8	12	0	131
	5	538	15	14	13	10	0	160
	6	470	5	11	4	3	0	206
	7	472	15	11	5	4	0	134
	8	750	13	9	11	4	2	293
	9	550	9	15	12	3	0	170
	10	460	11	10	10	9	0	114
	11	488	6	4	4	5	0	142
	12	400	7	4	10	4	0	149
	13	466	3	4	2	3	0	160
	14	366	4	3	4	5	0	134
	15	394	10	5	7	1	0	138
	16	442	8	6	1	5	0	140
	17	512	6	3	6	3	0	192
	18	406	7	7	10	7	0	124
	19	508	7	7	10	5	0	157
	20	304	4	2	3	2	0	135
	21	256	4	5	3	1	0	94
	22	292	9	5	6	5	0	91
	23	308	4	3	1	0	0	115
	25	184	2	3	3	5	0	41
	26	226	7	4	8	5	0	53
Leg. Dist. 27		10,704	204	178	161	113	4	3,456
Leg. Dist. 28	1	284	6	5	0	4	0	98
	2	230	8	7	5	1	0	73
	3	172	2	1	3	1	0	65
	4	218	3	2	2	2	0	59
	5	236	3	1	3	3	0	82
	6	506	8	5	15	11	0	124
	7/17	564	7	7	8	12	0	149
	8/19	306	5	9	6	5	0	100
	9	318	9	12	10	6	0	79

FAMILY COURT JUDGE
(VOTE FOR 2)
DETAIL
PART 2 OF 2

LEGISLATIVE DISTRICT OR TOWN	ELECTION DISTRICT	TOTAL VOTES	JUAN A. NEVAREZ	DANDREA L. RUHLMANN	NATHAN A. VAN LOON	DANDREA L. RUHLMANN	SCATTER	BLANK AND VOID
			WOR	WOR	IND	IND		
Leg. Dist. 28	10	108	4	3	5	2	0	37
	11	200	2	5	2	3	0	56
	12	148	4	5	1	2	0	69
	13	278	5	4	4	5	0	68
	14	246	5	2	4	2	0	84
	15	114	1	4	3	1	0	38
	16	294	10	4	10	2	0	74
	18	252	5	8	5	1	0	79
	20	434	8	6	10	7	1	110
	21	446	13	11	18	10	0	111
	22	186	2	2	3	0	0	51
Leg. Dist. 28		5,540	110	103	117	80	1	1,606
Leg. Dist. 29	1/2	134	6	2	1	1	0	42
	3/8	80	1	1	0	0	0	24
	5	300	6	7	6	4	0	67
	6	220	2	3	1	2	0	83
	7	270	8	7	7	9	0	69
	9	496	9	5	9	4	0	140
	10	462	11	11	5	3	0	127
	11	294	1	3	4	4	0	76
	12	356	5	8	7	3	0	106
	13	256	7	3	2	1	0	113
	14	102	3	2	3	1	0	32
	15	270	6	2	1	1	0	104
	16	126	0	0	2	1	0	62
	17	250	5	8	6	6	0	66
	18/27	368	11	6	17	10	0	72
	19	200	3	6	2	1	0	65
	20	434	15	7	1	0	2	162
	21	344	7	10	8	10	0	78
	22	270	3	0	0	4	0	113
	23	304	1	4	2	2	2	83
	24	378	2	2	7	2	0	141
	25/28	462	3	5	8	9	0	141
	26	150	2	2	2	1	0	59
Leg. Dist. 29		6,526	117	104	101	79	4	2,025
CITY		69,070	1,741	1,279	1,542	1,196	37	18,653
Brighton	1	402	17	19	12	16	0	37
	2	224	9	3	6	6	0	15
	3	298	9	3	10	6	0	35
	4	330	12	6	9	8	0	41
	5	370	7	11	8	8	0	32
	6	400	11	7	8	9	0	37
	7	268	12	7	4	7	0	34
	8	306	2	2	2	5	0	40
	9	362	6	12	11	18	0	41
	10	344	6	5	10	8	0	41

FAMILY COURT JUDGE
(VOTE FOR 2)
DETAIL
PART 2 OF 2

LEGISLATIVE DISTRICT OR TOWN	ELECTION DISTRICT	TOTAL VOTES	JUAN A. NEVAREZ	DANDREA L. RUHLMANN	NATHAN A. VAN LOON	DANDREA L. RUHLMANN	SCATTER	BLANK AND VOID
			WOR	WOR	IND	IND		
Brighton	11	390	13	10	14	7	0	41
	12	442	11	10	8	6	0	35
	13	270	7	7	6	8	0	32
	14	150	10	4	7	1	0	26
	15	252	6	7	7	6	0	30
	16	218	2	1	1	5	0	18
	17	116	2	0	3	2	0	24
	18	284	7	5	7	13	1	27
	19	256	8	1	7	8	0	21
	20	198	3	3	4	6	0	23
	21	282	22	8	12	5	1	28
	22	284	7	8	4	11	0	34
	23	288	6	2	9	11	0	27
	24	438	8	5	12	9	0	72
	25	282	9	13	7	11	0	24
	26	222	11	8	6	3	0	16
	27	268	7	8	5	5	0	16
	28	368	8	3	8	10	0	35
	29	208	6	6	7	4	0	17
	30	634	19	8	8	11	1	76
	31	340	5	4	7	9	2	23
	32	364	8	3	10	13	0	30
	33	338	9	8	9	9	0	29
	34	296	7	3	4	8	0	22
	35	256	3	10	7	8	0	30
	36	190	3	1	7	1	0	17
	37	274	6	3	5	8	0	30
	38	332	4	4	5	11	0	26
	39	284	5	5	13	14	0	23
	40	418	10	13	7	10	0	37
	41	254	6	8	6	4	0	28
	42	136	3	3	0	3	0	17
	43	288	2	3	5	6	0	36
	44	82	5	3	2	1	0	14
	45	156	1	6	1	6	0	18
	46	202	1	1	5	5	0	23
Brighton		13,364	341	270	315	349	5	1,378
Chili	1	262	3	3	6	4	0	12
	2	460	9	6	9	19	0	46
	3	366	7	1	12	14	0	47
	4	196	3	6	7	5	0	19
	5	264	4	2	3	2	0	30
	6	300	9	9	6	11	0	41
	7	136	1	3	5	2	0	13
	8	318	11	7	10	5	0	22
	9	302	3	1	13	11	0	44
	10	218	6	7	5	2	0	18
	11	288	6	3	10	5	0	29

FAMILY COURT JUDGE
(VOTE FOR 2)
DETAIL
PART 2 OF 2

LEGISLATIVE DISTRICT OR TOWN	ELECTION DISTRICT	TOTAL VOTES	JUAN A. NEVAREZ	DANDREA L. RUHLMANN	NATHAN A. VAN LOON	DANDREA L. RUHLMANN	SCATTER	BLANK AND VOID
			WOR	WOR	IND	IND		
Chili								
	12	250	7	3	7	6	0	24
	13	406	8	8	10	12	0	32
	14	320	4	3	12	7	0	10
	15	260	2	1	4	8	0	24
	16	504	6	6	16	14	0	60
	17	750	15	7	12	10	0	92
	18	252	6	5	11	8	0	27
	19	310	1	3	7	9	0	44
	20	372	6	4	12	12	0	35
	21	254	5	6	10	8	2	19
	22	214	5	4	5	4	0	32
	23	218	7	5	5	5	0	30
	24	420	8	10	14	13	0	41
	25	186	4	1	7	7	0	20
	26	332	9	2	6	1	0	39
	27	276	9	6	11	6	0	30
	28	214	6	4	3	2	0	28
	29	214	7	6	7	8	0	20
	30	112	1	2	4	1	0	12
	31	272	11	4	3	5	0	30
	32	302	7	6	13	7	0	31
Chili		9,548	196	144	265	233	2	1,001
Clarkson								
	1	432	3	4	10	9	0	48
	2	62	0	1	0	0	0	5
	3	458	9	5	11	10	0	46
	4	460	5	4	12	5	0	60
	5	558	14	1	22	18	0	58
	6	270	4	4	4	4	0	46
Clarkson		2,240	35	19	59	46	0	263
East Rochester								
	1	368	6	5	5	4	0	69
	2	400	10	8	9	6	0	79
	3	416	4	2	10	9	1	78
	4	314	7	3	11	8	0	60
	5	256	7	4	7	3	0	40
	6	412	2	3	12	9	0	73
	7	320	9	6	16	9	0	31
East Rochester		2,486	45	31	70	48	1	430
Gates								
	1	206	3	3	2	4	0	23
	2	284	6	3	5	6	0	36
	3	214	9	0	11	8	0	29
	4	324	3	4	4	7	0	40
	5	436	7	3	9	11	0	42
	6	280	11	6	4	5	0	29
	7	602	9	8	12	18	0	70
	8	250	4	6	7	2	0	22
	9	380	5	3	11	7	0	69

FAMILY COURT JUDGE
(VOTE FOR 2)
DETAIL
PART 2 OF 2

LEGISLATIVE DISTRICT OR TOWN	ELECTION DISTRICT	TOTAL VOTES	JUAN A. NEVAREZ	DANDREA L. RUHLMANN	NATHAN A. VAN LOON	DANDREA L. RUHLMANN	SCATTER	BLANK AND VOID
			WOR	WOR	IND	IND		
Gates								
	10	222	1	0	3	4	0	31
	11	208	5	1	5	4	0	16
	12	158	2	3	5	5	0	20
	13	246	5	3	5	3	0	25
	14	272	4	2	2	3	0	40
	15	394	3	9	5	11	0	55
	16	208	2	1	3	3	0	27
	17	238	5	5	1	1	0	25
	18	314	5	3	5	4	0	44
	19	270	4	4	11	9	0	15
	20	258	2	2	3	7	0	22
	21	300	6	4	5	1	0	44
	22	250	4	2	3	4	0	32
	23	288	8	2	7	2	0	22
	24	298	8	4	2	2	0	23
	25	226	6	4	2	3	0	30
	26	364	6	3	13	12	0	35
	27	342	8	9	4	5	0	44
	28	238	3	2	1	1	0	31
	29	262	5	5	9	12	0	30
	30	176	4	1	5	3	0	25
	31	216	1	4	3	1	0	37
	32	314	8	6	3	8	0	31
	33	152	2	4	3	3	0	21
	34	236	10	4	4	2	0	31
	35	188	2	4	2	2	0	29
Gates		9,614	176	127	179	183	0	1,145
Greece								
	1	376	8	6	10	6	0	58
	2	414	5	5	12	14	0	55
	3	354	5	6	8	7	0	32
	4	284	3	1	5	5	0	41
	5	262	6	4	6	7	0	28
	6	234	4	3	2	1	0	46
	7	312	9	4	5	7	0	53
	8	264	4	6	10	2	0	41
	9	230	3	2	3	6	0	25
	10	280	9	8	9	4	0	27
	11	132	3	1	6	2	0	18
	12	206	9	3	7	0	0	29
	13	304	9	2	2	3	0	47
	14	224	2	3	6	6	0	26
	15	296	3	1	8	2	2	39
	16	260	5	2	5	3	0	33
	17	486	14	1	11	12	0	63
	18	388	9	11	7	9	0	42
	19	286	8	5	7	6	0	30
	20	280	5	0	5	4	1	40
	21	298	3	5	11	7	0	34

FAMILY COURT JUDGE
(VOTE FOR 2)
DETAIL
PART 2 OF 2

LEGISLATIVE DISTRICT OR TOWN	ELECTION DISTRICT	TOTAL VOTES	JUAN	DANDREA	NATHAN	DANDREA	SCATTER	BLANK AND VOID
			A. NEVAREZ WOR	L. RUHLMANN WOR	A. VAN LOON IND	L. RUHLMANN IND		
Greece	22	238	5	5	7	3	0	41
	23	552	6	7	15	12	2	89
	24	470	3	3	12	9	0	71
	25	328	7	6	6	3	0	54
	26	260	4	4	5	3	0	25
	27	390	4	2	4	5	0	59
	28	440	5	3	12	11	0	50
	29	344	6	2	5	5	0	32
	30	210	6	5	4	4	0	35
	31	302	5	6	7	4	0	27
	32	314	12	4	8	7	0	42
	33	404	7	2	7	9	0	64
	34	442	6	5	11	10	0	47
	35	410	7	6	11	4	0	55
	36	474	5	6	9	7	0	53
	37	310	4	5	4	6	0	34
	38	544	9	6	7	8	0	68
	39	246	3	3	6	1	0	30
	40	276	3	1	2	4	0	39
	41	406	10	4	8	6	2	57
	42	270	5	3	6	4	0	34
	43	306	2	5	4	8	2	24
	44	526	6	4	11	11	0	54
	45	500	14	5	11	10	2	57
	46	210	6	4	4	5	0	46
	47	382	8	6	7	1	0	39
	48	238	3	4	5	4	0	35
	49	328	1	4	2	5	0	40
	50	356	7	1	5	7	2	47
	51	230	2	3	2	3	0	26
	52	410	8	2	6	9	0	41
	53	288	2	2	8	6	0	34
	54	426	5	2	9	9	0	52
	55	338	3	1	6	5	0	42
	56	458	6	2	5	9	0	38
	57	338	4	1	6	10	0	51
	58	460	9	3	11	8	0	43
	59	158	5	4	6	5	0	21
	60	290	4	6	4	4	0	32
	61	364	8	4	6	5	0	46
	62	382	8	2	6	7	0	52
	63	382	5	1	6	4	0	52
	64	258	5	4	12	3	0	16
	65	378	4	1	5	7	0	71
	66	190	0	0	4	3	0	37
	67	332	4	3	11	7	0	36
	68	490	7	3	7	5	0	65
	69	240	2	2	2	3	1	19
	70	928	9	5	33	22	0	112
	71	448	2	0	6	2	0	81

FAMILY COURT JUDGE
(VOTE FOR 2)
DETAIL
PART 2 OF 2

LEGISLATIVE DISTRICT OR TOWN	ELECTION DISTRICT	TOTAL VOTES	JUAN A. NEVAREZ	DANDREA L. RUHLMANN	NATHAN A. VAN LOON	DANDREA L. RUHLMANN	SCATTER	BLANK AND VOID
			WOR	WOR	IND	IND		
Greece								
	72	448	4	2	5	9	2	66
	73	204	5	3	8	3	0	14
	74	268	1	3	1	6	0	28
	75	242	2	1	5	1	0	35
	76	312	5	1	3	2	0	49
	77	438	6	2	4	12	0	74
	78	244	2	3	8	8	0	23
	79	638	8	3	14	9	0	88
	80	498	5	3	7	9	1	57
	81	248	8	5	1	2	0	22
	82	208	4	2	7	5	0	35
	83	166	5	2	7	4	2	20
	84	380	8	4	6	5	0	57
	85	448	5	4	9	9	0	34
	86	596	2	2	16	14	0	67
	87	344	6	4	5	6	0	57
	88	346	8	3	7	10	1	31
	89	300	4	1	0	0	0	50
	90	474	7	4	9	3	0	81
	91	742	9	4	17	11	0	122
	92	512	9	6	13	8	0	94
	93	508	5	5	8	11	0	79
	94	360	7	6	11	9	0	41
	95	224	4	2	4	4	0	27
	96	442	8	4	9	7	1	49
	97	752	11	2	12	15	0	101
	98	540	14	7	13	8	0	86
	99	436	4	2	9	7	0	56
	100	560	11	10	9	10	0	60
	101	274	5	2	2	4	0	24
	102	508	16	7	12	12	0	43
	103	458	9	4	7	12	0	42
	104	468	3	1	9	13	0	64
	105	306	3	4	10	10	0	23
	106	308	6	1	6	4	0	47
	107	236	4	3	5	4	0	29
	108	252	3	0	2	10	0	34
	109	422	7	2	13	12	0	64
Greece		39,544	630	375	804	713	21	5,095
Hamlin								
	1	340	8	6	14	7	0	31
	2	536	17	6	9	7	0	60
	3	360	7	0	9	9	0	49
	4	388	11	6	8	3	2	29
	5	420	6	7	12	5	0	59
	6	340	5	2	13	7	0	25
	7	664	13	5	15	11	0	82
	8	276	6	3	6	2	0	30
	9	336	8	1	3	4	0	49

FAMILY COURT JUDGE
(VOTE FOR 2)
DETAIL
PART 2 OF 2

LEGISLATIVE DISTRICT OR TOWN	ELECTION DISTRICT	TOTAL VOTES	JUAN A. NEVAREZ	DANDREA L. RUHLMANN	NATHAN A. VAN LOON	DANDREA L. RUHLMANN	SCATTER	BLANK AND VOID
			WOR	WOR	IND	IND		
Hamlin	10	570	8	3	12	13	2	78
Hamlin		4,230	89	39	101	68	4	492
Henrietta	1	604	10	5	18	10	0	75
	2	410	10	11	11	11	0	62
	3	172	3	2	5	2	0	31
	4	374	3	2	10	11	0	44
	5	464	14	5	13	9	0	69
	6	444	14	8	9	10	0	72
	7	444	7	4	8	12	0	47
	8	468	12	7	13	14	0	59
	9	320	6	3	11	6	0	54
	10	448	15	8	11	8	1	52
	11	360	10	4	7	13	0	52
	12	382	12	2	17	7	0	61
	13	454	11	6	10	10	0	85
	14	328	7	6	9	7	0	60
	15	504	14	11	17	11	0	61
	16	312	12	6	10	7	0	33
	17	556	20	11	18	15	0	96
	18	520	9	3	16	7	0	83
	19	388	4	8	10	8	0	53
	20	554	13	6	12	14	0	70
	21	394	10	4	13	7	0	63
	22	622	14	10	12	14	0	75
	23	330	5	7	7	7	0	37
	24	478	12	5	12	12	0	72
	25	484	6	9	6	8	0	100
	26	944	16	8	16	21	0	172
	27	794	23	9	26	21	0	103
	28	546	9	6	19	9	0	103
	29	800	16	7	14	19	0	153
	30	816	20	14	21	21	0	119
	31	278	4	2	5	9	0	46
	32	570	19	8	7	13	0	76
	33	308	10	6	5	7	0	42
	34	236	3	10	5	7	0	28
	35	542	8	10	14	13	0	73
Henrietta		16,648	381	233	417	380	1	2,481
Irondequoit	1	478	5	1	11	8	0	78
	2	324	4	1	5	2	0	43
	3	450	11	8	19	8	0	67
	4	362	8	7	9	7	0	43
	5	318	3	3	10	4	0	52
	6	646	12	11	22	16	0	65
	7	622	8	6	8	12	0	70
	8	390	2	2	4	11	0	56
	9	376	3	4	9	11	0	79

FAMILY COURT JUDGE
(VOTE FOR 2)
DETAIL
PART 2 OF 2

LEGISLATIVE DISTRICT OR TOWN	ELECTION DISTRICT	TOTAL VOTES	JUAN A. NEVAREZ	DANDREA L. RUHLMANN	NATHAN A. VAN LOON	DANDREA L. RUHLMANN	SCATTER	BLANK AND VOID
			WOR	WOR	IND	IND		
Irondequoit	10	488	6	2	12	13	2	52
	11	240	6	3	6	1	0	41
	12	272	9	5	10	8	0	42
	13	400	7	2	9	7	0	64
	14	432	10	12	6	9	0	42
	15	554	7	6	16	13	0	82
	16	678	12	9	15	11	0	84
	17	298	6	4	13	11	0	30
	18	378	4	1	9	8	0	35
	19	380	11	4	10	5	0	45
	20	408	9	5	12	14	0	47
	21	396	11	7	5	9	0	29
	22	436	8	5	13	7	0	37
	23	344	6	4	14	6	0	41
	24	330	10	4	10	3	0	37
	25	374	14	3	11	3	0	41
	26	240	4	4	3	4	0	44
	27	280	7	6	8	14	0	26
	28	382	7	5	12	9	0	47
	29	252	8	6	7	3	0	33
	30	358	9	3	8	6	0	45
	31	574	18	14	11	9	0	71
	32	364	12	5	10	8	0	37
	33	282	7	5	9	7	0	37
	34	586	10	4	12	12	0	96
	35	254	4	7	13	5	0	30
	36	186	3	2	5	2	0	33
	37	302	5	5	3	5	0	43
	38	246	6	5	6	5	0	47
	39	140	0	1	3	1	0	32
	40	246	7	2	9	3	0	31
	41	364	9	3	6	6	0	63
	42	482	19	9	12	12	0	54
	43	260	6	3	6	5	0	33
	44	816	11	9	15	15	2	103
	45	300	2	1	3	3	0	37
	46	378	9	7	12	11	0	45
	47	148	3	3	0	0	0	10
	48	396	6	5	6	4	0	44
	49	372	10	4	11	11	2	47
	50	206	0	2	4	3	0	43
	51	530	7	4	12	12	0	59
	52	326	10	8	7	10	0	51
	53	308	11	6	7	2	0	35
	54	104	5	2	7	2	0	16
	55	362	7	5	12	10	0	42
	56	342	5	2	7	3	0	36
	57	508	10	6	6	9	0	71
	58	388	8	5	14	14	0	51
	59	330	3	3	7	4	0	48

FAMILY COURT JUDGE
(VOTE FOR 2)
DETAIL
PART 2 OF 2

LEGISLATIVE DISTRICT OR TOWN	ELECTION DISTRICT	TOTAL VOTES	JUAN A. NEVAREZ	DANDREA L. RUHLMANN	NATHAN A. VAN LOON	DANDREA L. RUHLMANN	SCATTER	BLANK AND VOID
			WOR	WOR	IND	IND		
Irondequoit								
	60	382	4	8	8	6	0	54
	61	474	11	2	12	14	0	53
	62	430	6	2	13	13	0	52
	63	282	7	5	5	6	0	38
	64	120	1	1	4	3	0	22
	65	290	4	2	7	3	0	41
	66	112	0	1	3	1	0	22
	67	280	9	5	3	1	0	50
	68	312	3	1	8	5	0	67
		24,668	485	307	604	488	6	3,241
Irondequoit Mendon								
	1	524	4	3	19	18	0	48
	2	488	8	10	9	9	0	53
	3	610	7	4	16	11	0	75
	4	382	6	3	13	11	2	36
	5	456	10	7	12	16	0	42
	6	426	9	5	6	16	0	40
	7	546	10	0	12	8	0	63
	8	182	5	3	4	2	0	16
	9	462	10	3	13	10	0	50
		4,076	69	38	104	101	2	423
Mendon Ogden								
	1	278	7	1	2	7	0	27
	2	362	7	4	10	10	0	43
	3	392	10	5	8	11	0	35
	4	290	2	0	7	6	0	30
	5	316	15	10	9	9	0	31
	6	280	9	2	10	8	0	32
	7	192	6	3	7	4	0	18
	8	310	2	2	10	6	0	61
	9	304	8	5	14	8	0	27
	10	264	5	2	8	3	0	34
	11	304	3	2	7	10	0	38
	12	304	5	6	11	8	0	33
	13	266	4	4	8	12	0	19
	14	206	5	4	5	4	0	20
	15	378	12	3	10	8	0	40
	16	230	2	0	0	1	0	35
	17	204	5	1	8	2	0	15
	18	282	5	6	5	6	0	18
	19	350	5	1	3	2	0	40
	20	348	6	1	8	4	0	63
		5,860	123	62	150	129	0	659
Ogden Parma								
	1	386	9	3	8	12	0	59
	2	446	10	4	15	9	2	36
	3	332	7	4	11	4	0	42
	4	428	11	9	13	7	0	43
	5	310	16	4	11	10	0	57

FAMILY COURT JUDGE
(VOTE FOR 2)
DETAIL
PART 2 OF 2

LEGISLATIVE DISTRICT OR TOWN	ELECTION DISTRICT	TOTAL VOTES	JUAN A. NEVAREZ	DANDREA L. RUHLMANN	NATHAN A. VAN LOON	DANDREA L. RUHLMANN	SCATTER	BLANK AND VOID
			WOR	WOR	IND	IND		
Parma	6	180	5	2	5	3	0	21
	7	440	11	8	8	7	0	57
	8	632	12	6	14	14	0	80
	9	392	6	2	14	10	0	47
	10	402	10	0	15	16	0	48
	11	436	9	6	13	10	0	66
	12	302	8	7	8	8	0	23
	13	674	14	5	22	19	0	94
	14	266	4	2	5	9	0	30
	15	420	8	5	13	10	0	58
		<u>6,046</u>	<u>140</u>	<u>67</u>	<u>175</u>	<u>148</u>	<u>2</u>	<u>761</u>
Parma								
Penfield	1	138	2	2	4	6	0	12
	2	348	9	3	11	7	0	49
	3	298	2	2	8	8	0	31
	4	378	6	5	3	5	0	39
	5	440	16	7	13	9	0	53
	6	296	5	1	4	3	0	12
	7	440	11	7	17	15	0	51
	8	302	3	2	9	2	0	36
	9	530	10	7	12	12	0	46
	10	302	1	3	2	5	0	54
	11	206	2	1	4	2	0	27
	12	396	6	4	7	5	0	36
	13	404	8	6	13	6	0	55
	14	444	11	2	9	10	0	51
	15	454	5	6	14	9	0	47
	16	202	9	2	3	4	0	19
	17	386	2	4	12	17	0	23
	18	282	9	6	8	8	0	27
	19	516	7	4	13	17	0	56
	20	460	11	10	10	13	0	34
	21	392	7	5	9	14	0	25
	22	302	9	1	9	10	0	22
	23	466	10	3	10	7	0	47
	24	516	12	5	20	16	0	51
	25	284	6	4	9	3	0	26
	26	210	6	2	4	4	0	23
	27	324	8	9	5	13	0	34
	28	356	8	5	14	10	0	34
	29	400	12	5	15	12	0	45
	30	570	9	5	10	10	0	67
	31	256	6	2	8	7	0	7
	32	210	8	5	6	3	0	15
	33	378	5	7	14	13	0	40
	34	258	2	4	7	5	0	35
	35	428	4	4	10	13	0	51
	36	260	6	2	7	7	0	18
	37	622	10	2	20	9	0	53

FAMILY COURT JUDGE
(VOTE FOR 2)
DETAIL
PART 2 OF 2

LEGISLATIVE DISTRICT OR TOWN	ELECTION DISTRICT	TOTAL VOTES	JUAN A. NEVAREZ	DANDREA L. RUHLMANN	NATHAN A. VAN LOON	DANDREA L. RUHLMANN	SCATTER	BLANK AND VOID
			WOR	WOR	IND	IND		
Penfield								
	38	246	4	1	6	4	0	27
	39	216	4	3	6	4	0	17
	40	332	2	4	9	13	0	38
	41	388	2	2	9	10	0	30
	42	256	4	2	3	4	0	29
Penfield		14,892	279	166	386	354	0	1,492
Perinton								
	1	468	10	5	11	9	0	60
	2	342	4	3	6	9	0	26
	3	350	5	5	10	7	0	37
	4	278	6	3	8	9	0	21
	5	152	4	4	5	5	0	17
	6	274	11	9	9	7	0	27
	7	376	2	5	13	10	0	43
	8	298	4	1	5	8	0	27
	9	458	7	6	8	9	0	42
	10	354	6	4	9	4	0	41
	11	246	6	2	7	2	0	33
	12	290	4	3	5	1	0	31
	13	290	7	3	8	12	0	27
	14	330	5	3	8	11	0	25
	15	256	1	3	10	6	0	30
	16	256	5	1	2	6	0	14
	17	372	6	7	6	7	0	34
	18	374	8	3	15	9	0	45
	19	310	6	2	9	5	0	35
	20	344	9	3	2	4	0	41
	21	424	11	7	15	14	0	34
	22	228	2	0	10	6	0	19
	23	438	7	5	19	13	0	23
	24	574	8	5	8	8	0	89
	25	238	6	3	4	2	0	35
	26	376	9	4	8	13	0	30
	27	248	4	1	9	5	0	27
	28	254	1	2	8	1	0	26
	29	166	4	3	10	5	0	15
	30	266	11	4	9	10	0	23
	31	436	8	4	11	7	0	25
	32	268	10	3	7	2	0	16
	33	332	4	3	5	5	0	36
	34	332	7	2	10	5	0	52
	35	282	6	3	5	6	0	30
	36	158	6	4	1	4	0	12
	37	322	7	1	7	11	0	32
	38	360	6	1	15	8	0	43
	39	314	5	3	5	4	0	31
	40	216	3	7	3	4	0	29
	41	188	7	2	7	4	0	22
	42	236	3	0	4	9	0	34

FAMILY COURT JUDGE
(VOTE FOR 2)
DETAIL
PART 2 OF 2

LEGISLATIVE DISTRICT OR TOWN	ELECTION DISTRICT	TOTAL VOTES	JUAN A. NEVAREZ	DANDREA L. RUHLMANN	NATHAN A. VAN LOON	DANDREA L. RUHLMANN	SCATTER	BLANK AND VOID
			WOR	WOR	IND	IND		
Perinton								
	43	558	10	4	12	14	0	65
	44	280	5	4	3	7	1	37
	45	378	5	2	9	7	0	26
	46	158	3	2	3	4	0	14
	47	280	3	4	3	6	0	30
	48	200	4	1	6	3	0	14
	49	284	6	4	8	8	0	25
	50	86	3	2	2	1	0	17
	51	334	6	2	12	6	0	21
	52	258	6	2	4	3	0	18
	53	292	6	2	9	5	0	24
	54	498	12	4	6	8	0	41
	55	354	4	1	6	6	0	41
	56	334	3	0	5	5	0	47
		17,368	327	176	424	369	1	1,759
Perinton								
Pittsford								
	1	320	2	2	5	1	0	34
	2	386	6	6	3	8	0	29
	3	692	10	8	14	16	0	65
	4	434	7	4	15	10	1	30
	5	334	5	4	8	6	0	15
	6	290	6	4	4	4	0	32
	7	186	4	0	4	3	0	15
	8	406	3	2	5	8	0	44
	9	498	6	0	8	14	0	53
	10	326	11	4	4	7	1	19
	11	322	3	2	4	1	0	41
	12	348	7	1	9	6	0	31
	13	312	9	6	5	7	1	34
	14	536	4	6	6	9	0	30
	15	198	3	1	4	5	0	21
	16	280	5	2	7	5	0	25
	17	500	4	4	10	8	2	46
	18	300	1	2	2	3	0	40
	19	290	3	3	5	6	0	41
	20	400	8	3	10	3	0	29
	21	372	2	0	4	14	0	28
	22	536	7	3	10	6	0	24
	23	388	5	3	7	9	0	44
	24	544	12	2	4	13	0	41
	25	478	6	2	7	7	0	56
	26	446	11	6	12	14	0	18
	27	314	2	4	3	6	0	25
	28	292	6	2	6	6	1	26
	29	398	10	3	12	8	0	44
	30	312	4	2	7	9	0	29
	31	392	10	3	6	10	0	34
	32	448	3	0	5	11	0	51
	33	422	10	7	9	8	0	35

FAMILY COURT JUDGE
(VOTE FOR 2)
DETAIL
PART 2 OF 2

LEGISLATIVE DISTRICT OR TOWN	ELECTION DISTRICT	TOTAL VOTES	JUAN A. NEVAREZ	DANDREA L. RUHLMANN	NATHAN A. VAN LOON	DANDREA L. RUHLMANN	SCATTER	BLANK AND VOID
			WOR	WOR	IND	IND		
Pittsford	34	340	3	2	11	6	0	20
Pittsford		13,040	198	103	235	257	6	1,149
Riga	1	756	15	11	15	13	0	76
	2	612	5	1	14	13	0	68
	3	424	6	1	16	10	1	62
	4	510	7	6	6	9	0	60
	5	478	13	4	11	6	0	66
	6	442	7	1	9	10	0	58
Riga		3,222	53	24	71	61	1	390
Rush	1	720	7	11	16	14	0	103
	2	482	11	4	10	15	0	76
	3	780	23	12	19	13	0	88
	4	640	8	4	14	14	0	66
Rush		2,622	49	31	59	56	0	333
Sweden	1	308	7	6	5	3	0	45
	2	136	3	1	3	4	0	11
	3	310	5	0	9	9	0	30
	4	318	9	4	8	8	2	26
	5	82	3	0	1	0	0	9
	6	246	7	3	14	5	0	23
	7	354	6	3	4	9	0	45
	8	236	4	2	11	4	0	33
	9	176	6	4	6	2	0	21
	10	420	9	4	9	9	0	56
	11	86	3	2	7	5	0	6
	12	240	3	2	6	4	0	36
Sweden		2,912	65	31	83	62	2	341
Webster	1	374	8	6	12	10	0	39
	2	286	8	6	10	4	0	33
	3	406	9	5	6	7	0	53
	4	144	3	2	4	2	0	19
	5	346	5	5	4	9	2	53
	6	228	4	4	5	6	0	23
	7	332	3	5	10	9	0	38
	8	284	3	2	10	11	0	31
	9	332	7	3	15	5	0	38
	10	496	8	3	13	12	0	47
	11	282	8	2	14	1	0	22
	12	460	10	2	16	14	0	44
	13	336	9	7	11	12	0	42
	14	304	3	2	7	6	0	33
	15	244	3	2	9	7	0	24
	16	292	3	3	11	6	0	36
	17	240	3	2	11	7	0	30

FAMILY COURT JUDGE
(VOTE FOR 2)
DETAIL
PART 2 OF 2

LEGISLATIVE DISTRICT OR TOWN	ELECTION DISTRICT	TOTAL VOTES	JUAN A. NEVAREZ	DANDREA L. RUHLMANN	NATHAN A. VAN LOON	DANDREA L. RUHLMANN	SCATTER	BLANK AND VOID
			WOR	WOR	IND	IND		
Webster	18	186	0	0	2	6	0	23
	19	470	3	4	11	10	0	38
	20	430	4	6	12	14	0	49
	21	314	7	6	16	11	0	28
	22	304	5	2	15	8	1	30
	23	244	6	3	3	6	0	19
	24	612	14	7	17	16	0	75
	25	200	2	3	10	6	0	22
	26	274	5	1	10	4	1	29
	27	276	5	5	4	1	0	28
	28	212	6	6	7	8	0	13
	29	250	3	5	7	5	0	22
	30	208	5	3	9	2	0	34
	31	436	4	3	14	4	0	66
	32	398	6	1	15	9	0	46
	33	366	11	3	9	6	1	23
	34	156	1	3	1	5	0	17
	35	244	5	1	12	5	0	16
	36	258	4	1	7	6	0	17
	37	448	11	5	9	12	0	56
	38	368	7	6	15	11	2	42
	39	344	3	2	10	8	0	30
	40	464	4	5	8	8	0	67
	41	412	4	4	11	11	0	52
	42	250	4	0	6	7	0	16
	43	194	5	3	6	1	0	11
Webster		13,704	231	149	414	318	7	1,474
Wheatland	1	272	7	8	6	4	0	22
	2	362	5	3	8	9	0	63
	3	346	15	5	11	13	0	34
	4	274	10	3	5	4	0	35
	5	360	3	7	3	6	0	33
Wheatland		1,614	40	26	33	36	0	187
TOWNS		207,698	3,952	2,418	4,948	4,399	61	24,494
GRAND TOTAL:		276,768	5,693	3,697	6,490	5,595	98	43,147

SHERIFF
SUMMARY

LEGISLATIVE DISTRICT OR TOWN	TOTAL VOTES	PATRICK M. O'FLYNN	PATRICK M. O'FLYNN	PATRICK M. O'FLYNN	EMILY CLARE GOOD	SCATTER	BLANK AND VOID
		REP	CON	IND	GRN		
Leg. Dist. 07	499	214	61	65	44	0	115
Leg. Dist. 16	179	66	11	23	17	0	62
Leg. Dist. 21	4,342	1,309	241	544	710	5	1,533
Leg. Dist. 22	2,907	500	93	149	282	0	1,883
Leg. Dist. 23	5,335	1,912	296	945	1,054	7	1,121
Leg. Dist. 24	3,099	918	154	513	842	0	672
Leg. Dist. 25	3,895	662	120	263	597	2	2,251
Leg. Dist. 26	2,894	1,180	285	379	280	4	766
Leg. Dist. 27	5,352	1,102	241	381	745	4	2,879
Leg. Dist. 28	2,770	785	174	250	340	5	1,216
Leg. Dist. 29	3,263	843	166	248	368	1	1,637
CITY	34,535	9,491	1,842	3,760	5,279	28	14,135
Brighton	6,682	2,940	466	882	1,082	3	1,309
Chili	4,774	2,659	861	518	354	5	377
Clarkson	1,120	656	194	107	61	0	102
East Rochester	1,243	720	120	126	98	0	179
Gates	4,807	2,804	631	406	318	2	646
Greece	19,772	11,146	3,002	1,792	1,212	12	2,608
Hamlin	2,115	1,188	505	161	106	2	153
Henrietta	8,324	4,614	1,178	1,068	643	3	818
Irondequoit	12,334	6,498	1,329	1,393	976	6	2,132
Mendon	2,038	1,102	347	212	185	2	190
Ogden	2,930	1,685	577	279	166	2	221
Parma	3,023	1,731	564	340	165	1	222
Penfield	7,446	4,289	1,003	891	603	2	658
Perinton	8,684	5,241	1,140	949	715	0	639
Pittsford	6,520	3,799	615	691	557	3	855
Riga	1,611	973	254	145	75	0	164
Rush	1,311	735	169	139	85	0	183
Sweden	1,456	724	245	175	156	0	156
Webster	6,852	3,911	1,113	831	494	8	495
Wheatland	807	431	153	85	78	0	60
TOWNS	103,849	57,846	14,466	11,190	8,129	51	12,167
GRAND TOTAL:	138,384	67,337	16,308	14,950	13,408	79	26,302

SHERIFF
DETAIL

LEGISLATIVE DISTRICT OR TOWN	ELECTION DISTRICT	TOTAL VOTES	PATRICK M. O'FLYNN	PATRICK M. O'FLYNN	PATRICK M. O'FLYNN	EMILY CLARE GOOD	SCATTER	BLANK AND VOID
			REP	CON	IND	GRN		
Leg. Dist. 07								
	1	311	142	38	45	29	0	57
	2	188	72	23	20	15	0	58
Leg. Dist. 07		499	214	61	65	44	0	115
Leg. Dist. 16								
	1/29-4	179	66	11	23	17	0	62
Leg. Dist. 16		179	66	11	23	17	0	62
Leg. Dist. 21								
	1	200	60	15	35	44	0	46
	2	175	65	15	27	33	1	34
	3	115	32	14	16	12	0	41
	4	111	34	4	7	11	0	55
	5	120	42	6	22	27	0	23
	6	169	44	2	15	34	0	74
	7	310	102	21	40	52	0	95
	8	87	21	5	17	15	0	29
	9	174	68	6	33	32	0	35
	10	272	118	10	39	38	1	66
	11	181	41	9	12	13	0	106
	12	328	117	17	51	72	1	70
	13	112	18	4	12	49	0	29
	14	74	38	7	6	10	0	13
	15	250	66	14	32	26	0	112
	16	71	24	6	3	7	0	31
	17	162	43	8	14	31	0	66
	18	142	37	9	11	17	0	68
	19	98	21	7	11	13	0	46
	20	87	37	4	14	16	0	16
	21	135	40	8	14	15	0	58
	22	185	31	8	16	28	0	102
	23	165	46	12	15	23	0	69
	24	260	87	18	50	38	1	66
	25	184	35	6	16	25	1	101
	26	67	16	2	11	14	0	24
	27	108	26	4	5	15	0	58
Leg. Dist. 21		4,342	1,309	241	544	710	5	1,533
Leg. Dist. 22								
	1	187	41	5	9	11	0	121
	2	71	5	3	1	2	0	60
	3	112	16	7	2	10	0	77
	4	46	9	1	0	5	0	31
	5	101	16	5	0	13	0	67
	6	118	15	4	7	10	0	82
	7	60	7	1	2	4	0	46
	8	128	32	8	4	15	0	69
	9	92	13	0	1	4	0	74

SHERIFF
DETAIL

LEGISLATIVE DISTRICT OR TOWN	ELECTION DISTRICT	TOTAL VOTES	PATRICK	PATRICK	PATRICK	EMILY	SCATTER	BLANK AND VOID
			M. O'FLYNN REP	M. O'FLYNN CON	M. O'FLYNN IND	CLARE GOOD GRN		
Leg. Dist. 22	10	112	8	0	1	3	0	100
	11	134	13	6	8	19	0	88
	12	103	9	4	5	12	0	73
	13	60	1	2	1	4	0	52
	14	135	22	5	7	16	0	85
	15	158	24	6	10	17	0	101
	16	59	11	1	1	7	0	39
	17	47	9	1	2	3	0	32
	18	77	11	2	3	6	0	55
	19	89	20	3	4	8	0	54
	20	155	24	1	6	4	0	120
	21	81	13	3	5	9	0	51
	22	133	35	1	5	9	0	83
	23	111	14	2	1	9	0	85
	24	48	5	1	4	4	0	34
	25	247	73	11	28	31	0	104
	26/25-19	100	28	6	25	16	0	25
	27	143	26	4	7	31	0	75
Leg. Dist. 22		2,907	500	93	149	282	0	1,883
Leg. Dist. 23	1	100	45	2	11	17	0	25
	2	138	40	7	19	38	0	34
	3/24-20	141	41	10	14	48	1	27
	4	307	99	15	55	49	1	88
	5	68	25	1	13	16	2	11
	6	123	42	4	20	32	0	25
	7	162	44	10	32	44	1	31
	8	169	60	8	31	45	0	25
	9	129	47	7	29	25	0	21
	10	138	57	5	25	21	0	30
	11	188	67	4	41	44	0	32
	12	260	95	14	54	41	0	56
	13	174	81	10	23	21	0	39
	14	134	36	5	23	49	0	21
	15	90	30	6	12	26	1	15
	16	109	44	7	20	19	0	19
	17	288	83	23	42	62	0	78
	18	396	182	38	71	47	0	58
	19	225	97	13	49	25	1	40
	20	247	81	6	44	67	0	49
	21	198	66	8	24	54	0	46
	22	193	71	11	38	28	0	45
	23/29	124	27	6	15	33	0	43
	24	202	88	10	32	20	0	52
	25	339	125	18	69	49	0	78

SHERIFF
DETAIL

LEGISLATIVE DISTRICT OR TOWN	ELECTION DISTRICT	TOTAL VOTES	PATRICK	PATRICK	PATRICK	EMILY	SCATTER	BLANK AND VOID
			M. O'FLYNN REP	M. O'FLYNN CON	M. O'FLYNN IND	CLARE GOOD GRN		
Leg. Dist. 23								
	26	378	150	20	78	59	0	71
	27	170	59	23	38	29	0	21
	28/25-28	145	30	5	23	46	0	41
Leg. Dist. 23		5,335	1,912	296	945	1,054	7	1,121
Leg. Dist. 24								
	1	274	70	9	66	76	0	53
	2/22	188	53	4	25	62	0	44
	3/23	219	66	8	38	54	0	53
	4	262	73	12	32	86	0	59
	5/24	209	80	11	37	43	0	38
	6	132	39	9	33	27	0	24
	7	131	49	9	23	24	0	26
	8	153	42	8	26	48	0	29
	9	128	60	7	21	21	0	19
	10	231	60	12	37	77	0	45
	11	90	26	6	9	16	0	33
	12	44	8	3	5	4	0	24
	13	226	49	12	32	87	0	46
	14	207	58	11	34	70	0	34
	15/21	184	44	11	29	49	0	51
	16	207	60	12	37	54	0	44
	17	73	36	4	10	6	0	17
	18	125	41	6	17	33	0	28
	19/25-23	16	4	0	2	5	0	5
Leg. Dist. 24		3,099	918	154	513	842	0	672
Leg. Dist. 25								
	1	250	68	10	44	46	1	81
	2	199	21	5	5	32	0	136
	3	303	38	8	14	25	0	218
	4/24	132	40	3	9	14	0	66
	5	212	39	3	14	26	0	130
	6	103	18	5	19	40	0	21
	7	242	28	9	8	32	0	165
	8	240	36	4	2	32	0	166
	9	103	11	0	4	8	0	80
	10	184	21	5	5	15	0	138
	11	106	15	2	3	4	0	82
	12	166	42	4	22	62	0	36
	13	168	17	6	5	25	0	115
	14	68	19	4	6	18	0	21
	15	154	17	4	7	21	0	105
	16	165	31	8	8	11	0	107
	17	144	11	1	4	10	0	118
	18	209	30	9	10	25	1	134
	20/25	264	56	14	21	37	0	136

SHERIFF
DETAIL

LEGISLATIVE DISTRICT OR TOWN	ELECTION DISTRICT	TOTAL VOTES	PATRICK	PATRICK	PATRICK	EMILY	SCATTER	BLANK AND VOID
			M. O'FLYNN REP	M. O'FLYNN CON	M. O'FLYNN IND	CLARE GOOD GRN		
Leg. Dist. 25								
	21	82	15	4	3	8	0	52
	22	151	34	4	23	37	0	53
	26/27	112	21	4	8	27	0	52
	29/30	138	34	4	19	42	0	39
Leg. Dist. 25		3,895	662	120	263	597	2	2,251
Leg. Dist. 26								
	1	305	134	37	43	27	0	64
	2	112	51	13	16	12	0	20
	3	73	30	6	10	10	0	17
	4	165	83	18	18	11	0	35
	5	126	49	18	18	12	0	29
	6	113	30	8	10	10	0	55
	7	164	61	12	15	11	0	65
	8	177	53	5	15	10	0	94
	9	191	74	18	21	25	0	53
	10	186	64	13	20	18	0	71
	11	161	75	11	26	15	0	34
	12	179	91	19	22	18	0	29
	13	188	84	25	31	17	1	30
	14	215	91	26	43	22	1	32
	15	175	51	18	18	22	0	66
	16	196	90	24	26	21	1	34
	17	168	69	14	27	19	1	38
Leg. Dist. 26		2,894	1,180	285	379	280	4	766
Leg. Dist. 27								
	1	229	48	14	19	25	0	123
	2	256	62	17	14	31	0	132
	3	206	44	11	15	47	0	89
	4	265	50	15	35	53	0	112
	5	269	44	11	20	51	0	143
	6	235	47	8	17	17	0	146
	7	236	62	6	18	46	1	103
	8	375	45	18	22	40	1	249
	9	275	46	4	25	56	0	144
	10	230	68	12	18	38	0	94
	11	244	61	17	14	29	0	123
	12	200	37	4	12	30	0	117
	13	233	36	7	16	23	0	151
	14	183	31	1	17	17	0	117
	15	197	44	6	18	21	1	107
	16	221	44	6	7	45	0	119
	17	256	37	12	12	36	0	159
	18	203	60	11	18	19	0	95
	19	254	49	12	11	31	1	150
	20	152	14	9	8	9	0	112

SHERIFF
DETAIL

LEGISLATIVE DISTRICT OR TOWN	ELECTION DISTRICT	TOTAL VOTES	PATRICK	PATRICK	PATRICK	EMILY	SCATTER	BLANK AND VOID
			M. O'FLYNN REP	M. O'FLYNN CON	M. O'FLYNN IND	CLARE GOOD GRN		
Leg. Dist. 27								
	21	128	20	11	9	16	0	72
	22	146	37	8	15	15	0	71
	23	154	34	5	4	23	0	88
	25	92	36	8	9	10	0	29
	26	113	46	8	8	17	0	34
		<u>5,352</u>	<u>1,102</u>	<u>241</u>	<u>381</u>	<u>745</u>	<u>4</u>	<u>2,879</u>
Leg. Dist. 27								
Leg. Dist. 28								
	1	142	37	13	4	22	0	66
	2	115	30	13	8	14	0	50
	3	86	24	2	5	10	0	45
	4	109	33	5	5	13	0	53
	5	118	39	7	7	10	0	55
	6	253	82	18	35	32	4	82
	7/17	282	97	18	35	20	0	112
	8/19	153	28	7	12	9	0	97
	9	159	53	12	17	21	0	56
	10	54	15	2	9	4	0	24
	11	100	26	5	2	16	0	51
	12	74	17	2	5	11	0	39
	13	139	30	10	15	19	0	65
	14	123	28	8	11	14	0	62
	15	57	12	2	2	10	1	30
	16	147	44	7	11	32	0	53
	18	126	35	8	10	17	0	56
	20	217	79	17	23	22	0	76
	21	223	57	15	30	33	0	88
	22	93	19	3	4	11	0	56
		<u>2,770</u>	<u>785</u>	<u>174</u>	<u>250</u>	<u>340</u>	<u>5</u>	<u>1,216</u>
Leg. Dist. 28								
Leg. Dist. 29								
	1/2	67	11	3	4	16	0	33
	3/8	40	9	1	1	6	0	23
	5	150	48	9	14	21	0	58
	6	110	28	5	7	14	0	56
	7	135	43	8	24	18	0	42
	9	248	89	9	19	26	0	105
	10	231	62	14	18	29	0	108
	11	147	61	14	9	9	0	54
	12	178	35	12	14	29	0	88
	13	128	20	5	6	11	0	86
	14	51	11	2	6	7	0	25
	15	135	19	5	8	8	0	95
	16	63	9	0	1	2	0	51
	17	125	48	10	13	16	0	38
	18/27	184	72	19	27	22	0	44
	19	100	22	0	7	18	0	53

SHERIFF
DETAIL

LEGISLATIVE DISTRICT OR TOWN	ELECTION DISTRICT	TOTAL VOTES	PATRICK	PATRICK	PATRICK	EMILY	SCATTER	BLANK AND VOID
			M. O'FLYNN REP	M. O'FLYNN CON	M. O'FLYNN IND	CLARE GOOD GRN		
Leg. Dist. 29	20	217	38	5	11	38	0	125
	21	172	52	12	24	21	0	63
	22	135	16	2	4	8	0	105
	23	152	24	3	4	6	1	114
	24	189	50	7	5	18	0	109
	25/28	231	62	16	18	15	0	120
	26	75	14	5	4	10	0	42
Leg. Dist. 29		<u>3,263</u>	<u>843</u>	<u>166</u>	<u>248</u>	<u>368</u>	<u>1</u>	<u>1,637</u>
CITY		34,535	9,491	1,842	3,760	5,279	28	14,135
Brighton	1	201	77	15	29	46	0	34
	2	112	45	11	8	28	0	20
	3	149	71	14	14	25	0	25
	4	165	68	3	27	35	0	32
	5	185	75	11	16	34	0	49
	6	200	99	13	25	28	0	35
	7	134	56	8	15	31	0	24
	8	153	85	10	17	15	0	26
	9	181	74	19	27	35	0	26
	10	172	68	15	30	23	1	35
	11	195	83	11	27	49	0	25
	12	221	79	13	32	30	0	67
	13	135	59	10	21	21	0	24
	14	75	23	5	16	18	0	13
	15	126	58	13	11	23	0	21
	16	109	64	12	14	6	0	13
	17	58	20	4	7	5	1	21
	18	142	54	6	25	32	1	24
	19	128	54	9	19	13	0	33
	20	99	37	16	15	11	0	20
	21	141	47	6	18	25	0	45
	22	142	64	11	25	18	0	24
	23	144	58	7	25	19	0	35
	24	219	123	14	15	20	0	47
	25	141	51	7	28	26	0	29
	26	111	52	6	14	15	0	24
	27	134	56	8	14	22	0	34
	28	184	86	17	23	32	0	26
	29	104	51	6	9	7	0	31
	30	317	151	18	36	36	0	76
	31	170	92	2	29	24	0	23
	32	182	84	9	36	27	0	26
	33	169	88	9	20	26	0	26
	34	148	61	16	21	35	0	15
	35	128	51	7	20	23	0	27

SHERIFF
DETAIL

LEGISLATIVE DISTRICT OR TOWN	ELECTION DISTRICT	TOTAL VOTES	PATRICK M. O'FLYNN REP	PATRICK M. O'FLYNN CON	PATRICK M. O'FLYNN IND	EMILY CLARE GOOD GRN	SCATTER	BLANK AND VOID
Brighton								
	36	95	31	12	6	26	0	20
	37	137	49	7	23	30	0	28
	38	166	70	11	23	28	0	34
	39	142	67	13	22	17	0	23
	40	209	104	6	21	33	0	45
	41	127	59	5	13	23	0	27
	42	68	32	7	12	9	0	8
	43	144	65	17	16	21	0	25
	44	41	13	5	5	4	0	14
	45	78	39	16	6	14	0	3
	46	101	47	6	7	14	0	27
Brighton		6,682	2,940	466	882	1,082	3	1,309
Chili								
	1	131	79	18	12	11	0	11
	2	230	122	48	20	22	1	17
	3	183	98	25	17	25	1	17
	4	98	45	26	11	7	0	9
	5	132	84	23	13	5	0	7
	6	150	90	21	22	6	0	11
	7	68	32	11	10	7	0	8
	8	159	86	37	12	14	0	10
	9	151	77	26	24	10	0	14
	10	109	59	23	13	9	0	5
	11	144	81	25	15	11	0	12
	12	125	71	24	12	11	0	7
	13	203	116	38	27	14	0	8
	14	160	97	39	15	6	0	3
	15	130	78	17	17	10	0	8
	16	252	151	43	15	23	0	20
	17	375	233	66	32	16	0	28
	18	126	66	18	18	6	2	16
	19	155	95	18	24	5	0	13
	20	186	101	31	23	15	0	16
	21	127	71	22	12	14	0	8
	22	107	47	16	14	18	0	12
	23	109	55	23	14	8	0	9
	24	210	117	39	23	15	0	16
	25	93	45	14	8	12	0	14
	26	166	95	42	14	6	0	9
	27	138	64	30	20	9	0	15
	28	107	55	20	14	7	0	11
	29	107	59	14	11	12	0	11
	30	56	24	17	5	3	0	7
	31	136	84	15	17	7	1	12

SHERIFF
DETAIL

LEGISLATIVE DISTRICT OR TOWN	ELECTION DISTRICT	TOTAL VOTES	PATRICK	PATRICK	PATRICK	EMILY	SCATTER	BLANK AND VOID
			M. O'FLYNN REP	M. O'FLYNN CON	M. O'FLYNN IND	CLARE GOOD GRN		
Chili	32	151	82	32	14	10	0	13
Chili		4,774	2,659	861	518	354	5	377
Clarkson	1	216	127	34	19	13	0	23
	2	31	20	6	1	0	0	4
	3	229	131	31	27	13	0	27
	4	230	150	32	23	11	0	14
	5	279	150	56	32	19	0	22
	6	135	78	35	5	5	0	12
Clarkson		1,120	656	194	107	61	0	102
East Rochester	1	184	112	19	15	9	0	29
	2	200	114	14	18	18	0	36
	3	208	124	21	18	17	0	28
	4	157	95	10	20	11	0	21
	5	128	66	19	15	15	0	13
	6	206	115	24	16	12	0	39
	7	160	94	13	24	16	0	13
East Rochester		1,243	720	120	126	98	0	179
Gates	1	103	43	25	8	7	1	19
	2	142	91	14	13	9	0	15
	3	107	50	14	13	15	0	15
	4	162	89	26	10	10	0	27
	5	218	139	24	22	16	0	17
	6	140	74	22	14	9	0	21
	7	301	183	33	28	19	0	38
	8	125	77	17	11	5	0	15
	9	190	106	18	16	11	0	39
	10	111	66	9	9	7	0	20
	11	104	58	18	9	4	0	15
	12	79	47	7	6	6	0	13
	13	123	80	17	7	6	0	13
	14	136	78	14	4	12	0	28
	15	197	114	19	15	15	0	34
	16	104	52	15	8	11	0	18
	17	119	72	16	8	10	0	13
	18	157	100	17	9	9	0	22
	19	135	92	19	14	5	0	5
	20	129	73	16	15	8	0	17
	21	150	102	19	5	7	0	17
	22	125	66	24	13	9	0	13
	23	144	80	32	8	11	0	13
	24	149	93	23	8	10	0	15
	25	113	65	16	11	12	0	9

SHERIFF
DETAIL

LEGISLATIVE DISTRICT OR TOWN	ELECTION DISTRICT	TOTAL VOTES	PATRICK M. O'FLYNN REP	PATRICK M. O'FLYNN CON	PATRICK M. O'FLYNN IND	EMILY CLARE GOOD GRN	SCATTER	BLANK AND VOID
Gates								
	26	182	99	30	22	12	0	19
	27	171	87	18	15	17	0	34
	28	119	83	8	8	9	0	11
	29	131	56	22	24	8	0	21
	30	88	50	13	7	2	0	16
	31	108	71	13	4	5	1	14
	32	157	91	23	11	11	0	21
	33	76	43	7	9	4	0	13
	34	118	75	13	11	5	0	14
	35	94	59	10	11	2	0	12
Gates		4,807	2,804	631	406	318	2	646
Greece								
	1	188	105	26	20	15	0	22
	2	207	115	25	19	25	0	23
	3	177	102	34	11	11	0	19
	4	142	80	23	7	5	0	27
	5	131	73	17	16	5	0	20
	6	117	62	23	10	7	0	15
	7	156	71	25	18	19	0	23
	8	132	65	19	14	16	0	18
	9	115	73	19	10	6	0	7
	10	140	57	26	16	15	0	26
	11	66	32	3	7	13	0	11
	12	103	49	16	9	11	0	18
	13	152	78	27	13	12	0	22
	14	112	55	13	19	5	0	20
	15	148	81	21	13	7	1	25
	16	130	95	12	10	4	0	9
	17	243	143	25	25	13	0	37
	18	194	114	26	18	13	0	23
	19	143	76	19	17	10	0	21
	20	140	69	27	14	11	1	18
	21	149	57	35	26	10	0	21
	22	119	72	12	13	9	0	13
	23	276	140	25	25	19	0	67
	24	235	133	30	24	12	0	36
	25	164	82	25	15	14	0	28
	26	130	79	18	14	4	0	15
	27	195	116	33	12	7	0	27
	28	220	141	39	15	6	0	19
	29	172	92	31	18	11	0	20
	30	105	58	13	12	7	0	15
	31	151	78	28	14	9	0	22
	32	157	74	30	22	11	0	20
	33	202	112	44	15	11	0	20

SHERIFF
DETAIL

LEGISLATIVE DISTRICT OR TOWN	ELECTION DISTRICT	TOTAL VOTES	PATRICK M. O'FLYNN REP	PATRICK M. O'FLYNN CON	PATRICK M. O'FLYNN IND	EMILY CLARE GOOD GRN	SCATTER	BLANK AND VOID
Greece	34	221	121	40	20	15	0	25
	35	205	105	41	14	12	0	33
	36	237	138	40	15	14	0	30
	37	155	88	34	15	4	0	14
	38	272	149	42	28	18	0	35
	39	123	65	22	9	8	0	19
	40	138	77	19	12	5	0	25
	41	203	116	31	11	18	1	26
	42	135	65	21	11	11	1	26
	43	153	82	38	13	10	0	10
	44	263	163	33	24	14	0	29
	45	250	158	34	19	12	1	26
	46	105	53	21	11	6	0	14
	47	191	103	38	14	14	0	22
	48	119	68	17	12	8	0	14
	49	164	97	24	11	8	0	24
	50	178	95	26	19	12	1	25
	51	115	70	13	10	8	0	14
	52	205	120	26	16	19	0	24
	53	144	61	24	13	10	0	36
	54	213	112	41	19	14	0	27
	55	169	98	26	15	6	0	24
	56	229	138	25	19	17	0	30
	57	169	95	19	22	6	0	27
	58	230	110	42	25	17	0	36
	59	79	31	16	9	9	1	13
	60	145	82	20	13	13	0	17
	61	182	106	26	11	18	0	21
	62	191	101	26	15	12	1	36
	63	191	84	41	16	17	0	33
	64	129	78	18	10	11	0	12
	65	189	134	11	11	7	0	26
	66	95	60	14	6	4	0	11
	67	166	95	23	23	6	0	19
	68	245	152	34	15	13	0	31
	69	120	74	12	9	10	0	15
	70	464	280	62	47	18	1	56
	71	224	130	36	20	11	0	27
	72	224	115	34	21	10	1	43
	73	102	57	16	5	9	0	15
	74	134	64	18	15	20	0	17
	75	121	67	17	7	6	0	24
	76	156	91	30	13	7	0	15
	77	219	114	31	20	21	0	33
	78	122	67	23	9	11	0	12

SHERIFF
DETAIL

LEGISLATIVE DISTRICT OR TOWN	ELECTION DISTRICT	TOTAL VOTES	PATRICK M. O'FLYNN REP	PATRICK M. O'FLYNN CON	PATRICK M. O'FLYNN IND	EMILY CLARE GOOD GRN	SCATTER	BLANK AND VOID
Greece								
	79	319	180	57	26	13	0	43
	80	249	159	39	15	8	0	28
	81	124	77	11	16	12	0	8
	82	104	48	15	16	10	0	15
	83	83	40	12	15	6	0	10
	84	190	107	34	14	8	0	27
	85	224	139	35	25	10	0	15
	86	298	188	41	29	15	0	25
	87	172	100	24	12	10	0	26
	88	173	96	27	18	9	0	23
	89	150	87	25	7	8	0	23
	90	237	129	50	12	12	0	34
	91	371	240	53	28	11	0	39
	92	256	148	35	25	14	0	34
	93	254	137	28	22	16	1	50
	94	180	106	25	18	12	0	19
	95	112	64	14	12	10	0	12
	96	221	124	21	26	18	0	32
	97	376	238	55	25	12	0	46
	98	270	146	44	25	19	0	36
	99	218	139	35	14	11	1	18
	100	280	170	40	30	16	0	24
	101	137	76	25	13	8	0	15
	102	254	155	39	23	17	0	20
	103	229	127	41	23	9	0	29
	104	234	142	27	20	11	0	34
	105	153	99	20	14	8	0	12
	106	154	96	25	8	9	0	16
	107	118	66	20	14	8	0	10
	108	126	64	21	12	3	0	26
	109	211	101	30	32	7	0	41
Greece		19,772	11,146	3,002	1,792	1,212	12	2,608
Hamlin								
	1	170	101	28	16	13	0	12
	2	268	151	65	21	16	0	15
	3	180	94	43	19	10	0	14
	4	194	106	55	16	10	1	6
	5	210	104	63	18	8	0	17
	6	170	101	38	12	7	0	12
	7	332	181	86	21	15	0	29
	8	138	83	32	10	7	0	6
	9	168	98	35	11	8	0	16
	10	285	169	60	17	12	1	26
Hamlin		2,115	1,188	505	161	106	2	153

SHERIFF
DETAIL

LEGISLATIVE DISTRICT OR TOWN	ELECTION DISTRICT	TOTAL VOTES	PATRICK	PATRICK	PATRICK	EMILY	SCATTER	BLANK AND VOID
			M. O'FLYNN REP	M. O'FLYNN CON	M. O'FLYNN IND	CLARE GOOD GRN		
Henrietta	1	302	175	35	30	24	0	38
	2	205	121	32	23	15	0	14
	3	86	51	7	12	6	0	10
	4	187	100	22	18	20	0	27
	5	232	115	34	26	28	0	29
	6	222	125	36	25	17	1	18
	7	222	108	31	38	23	0	22
	8	234	126	28	38	17	0	25
	9	160	79	35	16	8	0	22
	10	224	128	36	34	16	0	10
	11	180	98	22	28	10	0	22
	12	191	108	32	31	12	0	8
	13	227	112	43	25	17	0	30
	14	164	95	17	21	13	0	18
	15	252	148	31	33	12	0	28
	16	156	95	23	15	8	0	15
	17	278	121	51	53	28	0	25
	18	260	149	33	38	17	0	23
	19	194	115	29	23	10	0	17
	20	277	154	34	40	28	0	21
	21	197	106	33	23	18	0	17
	22	311	179	43	33	23	0	33
	23	165	96	17	24	19	0	9
	24	239	142	30	27	16	0	24
	25	242	139	46	25	13	0	19
	26	472	256	72	59	30	0	55
	27	397	233	45	53	32	0	34
	28	273	150	43	36	17	0	27
	29	400	210	52	47	43	1	47
	30	408	219	64	53	35	1	36
	31	139	74	23	23	3	0	16
	32	285	165	26	39	25	0	30
	33	154	94	18	14	10	0	18
	34	118	70	13	17	11	0	7
	35	271	158	42	28	19	0	24
Henrietta		8,324	4,614	1,178	1,068	643	3	818
Irondequoit	1	239	120	33	27	15	0	44
	2	162	90	23	13	14	0	22
	3	225	95	23	38	23	0	46
	4	181	103	20	17	15	0	26
	5	159	95	11	12	13	0	28
	6	323	161	33	45	32	0	52
	7	311	163	41	39	18	0	50
	8	195	114	24	22	13	0	22

SHERIFF
DETAIL

<u>LEGISLATIVE DISTRICT OR TOWN</u>	<u>ELECTION DISTRICT</u>	<u>TOTAL VOTES</u>	<u>PATRICK M. O'FLYNN REP</u>	<u>PATRICK M. O'FLYNN CON</u>	<u>PATRICK M. O'FLYNN IND</u>	<u>EMILY CLARE GOOD GRN</u>	<u>SCATTER</u>	<u>BLANK AND VOID</u>
Irondequoit	9	188	105	16	21	5	0	41
	10	244	137	30	30	13	1	33
	11	120	66	12	8	7	0	27
	12	136	62	15	24	10	0	25
	13	200	98	28	25	14	0	35
	14	216	118	36	20	16	0	26
	15	277	149	27	32	24	0	45
	16	339	177	38	41	24	0	59
	17	149	73	17	23	9	0	27
	18	189	92	21	24	20	0	32
	19	190	75	23	19	22	0	51
	20	204	107	18	29	15	0	35
	21	198	100	27	29	12	0	30
	22	218	121	28	21	23	0	25
	23	172	97	12	27	14	0	22
	24	165	83	21	14	18	0	29
	25	187	106	27	15	16	0	23
	26	120	68	8	8	10	0	26
	27	140	73	14	22	12	0	19
	28	191	108	24	13	20	0	26
	29	126	69	14	12	13	0	18
	30	179	90	20	30	12	0	27
	31	287	141	30	36	32	0	48
	32	182	97	18	22	18	0	27
	33	141	62	25	19	15	0	20
	34	293	162	30	32	15	0	54
	35	127	66	10	24	11	0	16
	36	93	40	7	9	8	1	28
	37	151	81	16	14	9	0	31
	38	123	44	9	13	13	0	44
	39	70	41	5	5	4	0	15
	40	123	63	12	14	13	0	21
	41	182	86	18	25	15	0	38
	42	241	131	25	31	23	1	30
	43	130	57	21	11	13	0	28
	44	408	232	35	48	29	1	63
	45	150	89	14	7	6	0	34
	46	189	119	14	14	13	0	29
	47	74	53	5	3	4	1	8
	48	198	117	17	22	14	0	28
	49	186	96	23	24	17	1	25
	50	103	51	9	4	7	0	32
	51	265	139	30	37	26	0	33
	52	163	80	14	23	11	0	35
	53	154	80	20	8	14	0	32

SHERIFF
DETAIL

LEGISLATIVE DISTRICT OR TOWN	ELECTION DISTRICT	TOTAL VOTES	PATRICK	PATRICK	PATRICK	EMILY	SCATTER	BLANK AND VOID
			M. O'FLYNN REP	M. O'FLYNN CON	M. O'FLYNN IND	CLARE GOOD GRN		
Irondequoit								
	54	52	27	5	6	7	0	7
	55	181	100	13	21	17	0	30
	56	171	101	19	14	13	0	24
	57	254	152	22	24	14	0	42
	58	194	93	26	26	11	0	38
	59	165	98	19	14	11	0	23
	60	191	98	25	18	18	0	32
	61	237	124	29	24	23	0	37
	62	215	113	25	32	16	0	29
	63	141	81	12	12	10	0	26
	64	60	23	3	8	4	0	22
	65	145	72	7	13	13	0	40
	66	56	21	5	3	2	0	25
	67	140	74	13	13	9	0	31
	68	156	79	15	20	6	0	36
Irondequoit		12,334	6,498	1,329	1,393	976	6	2,132
Mendon								
	1	262	132	54	31	21	0	24
	2	244	126	36	22	29	0	31
	3	305	171	50	34	20	0	30
	4	191	111	16	22	17	1	24
	5	228	116	47	29	21	0	15
	6	213	107	37	28	25	0	16
	7	273	161	52	16	23	0	21
	8	91	48	16	10	9	0	8
	9	231	130	39	20	20	1	21
Mendon		2,038	1,102	347	212	185	2	190
Ogden								
	1	139	84	22	16	7	0	10
	2	181	100	29	25	14	1	12
	3	196	109	30	24	12	0	21
	4	145	78	41	11	6	0	9
	5	158	84	29	21	11	1	12
	6	140	81	30	16	5	0	8
	7	96	52	20	8	9	0	7
	8	155	102	17	10	8	0	18
	9	152	86	27	21	4	0	14
	10	132	76	30	7	9	0	10
	11	152	83	32	13	15	0	9
	12	152	93	28	13	8	0	10
	13	133	76	24	23	7	0	3
	14	103	59	20	8	8	0	8
	15	189	107	36	15	10	0	21
	16	115	74	23	6	4	0	8
	17	102	60	23	10	5	0	4

SHERIFF
DETAIL

LEGISLATIVE DISTRICT OR TOWN	ELECTION DISTRICT	TOTAL VOTES	PATRICK	PATRICK	PATRICK	EMILY	SCATTER	BLANK AND VOID
			M. O'FLYNN REP	M. O'FLYNN CON	M. O'FLYNN IND	CLARE GOOD GRN		
Ogden								
	18	141	66	41	11	13	0	10
	19	175	120	35	6	3	0	11
	20	174	95	40	15	8	0	16
Ogden		2,930	1,685	577	279	166	2	221
Parma								
	1	193	101	44	19	7	0	22
	2	223	140	36	19	13	1	14
	3	166	94	34	17	11	0	10
	4	214	113	43	27	8	0	23
	5	155	91	20	19	11	0	14
	6	90	50	17	12	3	0	8
	7	220	137	43	17	9	0	14
	8	316	205	49	26	11	0	25
	9	196	109	39	24	15	0	9
	10	201	104	50	26	13	0	8
	11	218	117	40	26	24	0	11
	12	151	98	17	18	11	0	7
	13	337	190	54	43	17	0	33
	14	133	71	26	18	7	0	11
	15	210	111	52	29	5	0	13
Parma		3,023	1,731	564	340	165	1	222
Penfield								
	1	69	35	15	10	2	0	7
	2	174	100	23	19	15	1	16
	3	149	79	31	18	10	0	11
	4	189	100	50	17	10	0	12
	5	220	93	36	29	42	0	20
	6	148	88	29	11	13	0	7
	7	220	118	32	31	25	0	14
	8	151	85	25	13	12	0	16
	9	265	133	28	40	32	0	32
	10	151	98	19	11	10	0	13
	11	103	71	7	12	4	0	9
	12	198	122	24	20	15	0	17
	13	202	122	28	24	10	0	18
	14	222	128	28	27	16	0	23
	15	227	131	32	33	20	0	11
	16	101	49	10	17	12	0	13
	17	193	118	17	25	19	0	14
	18	141	79	12	16	23	0	11
	19	258	149	31	37	20	0	21
	20	230	125	42	27	17	0	19
	21	196	122	18	21	16	0	19
	22	151	75	21	28	12	1	14
	23	233	133	31	20	22	0	27

SHERIFF
DETAIL

LEGISLATIVE DISTRICT OR TOWN	ELECTION DISTRICT	TOTAL VOTES	PATRICK	PATRICK	PATRICK	EMILY	SCATTER	BLANK AND VOID
			M. O'FLYNN REP	M. O'FLYNN CON	M. O'FLYNN IND	CLARE GOOD GRN		
Penfield								
	24	258	158	28	32	23	0	17
	25	142	94	16	9	6	0	17
	26	105	68	8	11	6	0	12
	27	162	97	17	23	8	0	17
	28	178	94	25	30	16	0	13
	29	200	108	29	27	16	0	20
	30	285	163	42	26	20	0	34
	31	128	81	10	9	8	0	20
	32	105	63	14	12	7	0	9
	33	189	103	37	23	12	0	14
	34	129	72	18	23	7	0	9
	35	214	123	19	29	22	0	21
	36	130	71	15	23	12	0	9
	37	311	204	31	30	15	0	31
	38	123	68	25	16	10	0	4
	39	108	61	19	14	10	0	4
	40	166	103	11	22	11	0	19
	41	194	128	30	11	12	0	13
	42	128	77	20	15	5	0	11
Penfield		7,446	4,289	1,003	891	603	2	658
Perinton								
	1	234	144	21	25	21	0	23
	2	171	96	16	24	24	0	11
	3	175	108	19	15	16	0	17
	4	139	69	15	23	18	0	14
	5	76	37	11	12	7	0	9
	6	137	79	10	16	20	0	12
	7	188	111	20	24	16	0	17
	8	149	82	23	11	17	0	16
	9	229	150	30	20	13	0	16
	10	177	110	24	19	15	0	9
	11	123	71	13	15	17	0	7
	12	145	94	15	11	16	0	9
	13	145	98	14	16	9	0	8
	14	165	100	19	20	9	0	17
	15	128	79	16	13	10	0	10
	16	128	74	19	14	13	0	8
	17	186	97	21	24	21	0	23
	18	187	105	30	17	15	0	20
	19	155	88	25	16	15	0	11
	20	172	108	20	15	10	0	19
	21	212	136	26	22	16	0	12
	22	114	63	18	18	8	0	7
	23	219	132	30	33	14	0	10
	24	287	175	40	25	19	0	28

SHERIFF
DETAIL

LEGISLATIVE DISTRICT OR TOWN	ELECTION DISTRICT	TOTAL VOTES	PATRICK M. O'FLYNN	PATRICK M. O'FLYNN	PATRICK M. O'FLYNN	EMILY CLARE GOOD	SCATTER	BLANK AND VOID
			REP	CON	IND	GRN		
Perinton								
	25	119	60	14	13	17	0	15
	26	188	118	32	21	10	0	7
	27	124	83	17	6	8	0	10
	28	127	78	13	17	14	0	5
	29	83	48	8	15	4	0	8
	30	133	77	19	19	12	0	6
	31	218	138	23	24	20	0	13
	32	134	81	27	11	10	0	5
	33	166	103	14	20	18	0	11
	34	166	108	18	12	12	0	16
	35	141	86	22	17	2	0	14
	36	79	43	12	12	9	0	3
	37	161	91	30	23	12	0	5
	38	180	108	23	18	20	0	11
	39	157	102	25	12	7	0	11
	40	108	56	17	16	13	0	6
	41	94	48	23	12	5	0	6
	42	118	75	16	9	10	0	8
	43	279	170	40	33	23	0	13
	44	140	88	15	14	13	0	10
	45	189	128	26	21	9	0	5
	46	79	40	13	10	7	0	9
	47	140	81	26	12	13	0	8
	48	100	56	17	14	3	0	10
	49	142	85	16	19	13	0	9
	50	43	18	5	5	5	0	10
	51	167	102	28	18	10	0	9
	52	129	82	17	9	10	0	11
	53	146	84	16	15	15	0	16
	54	249	172	26	25	10	0	16
	55	177	120	19	14	12	0	12
	56	167	106	28	15	10	0	8
Perinton		8,684	5,241	1,140	949	715	0	639
Pittsford								
	1	160	85	19	11	22	0	23
	2	193	91	18	22	35	0	27
	3	346	212	22	37	27	0	48
	4	217	124	25	23	24	0	21
	5	167	75	17	20	29	0	26
	6	145	80	9	15	17	0	24
	7	93	48	7	11	10	0	17
	8	203	137	23	15	10	0	18
	9	249	157	16	25	18	1	32
	10	163	105	10	20	9	0	19
	11	161	87	22	9	14	0	29

SHERIFF
DETAIL

LEGISLATIVE DISTRICT OR TOWN	ELECTION DISTRICT	TOTAL VOTES	PATRICK	PATRICK	PATRICK	EMILY	SCATTER	BLANK AND VOID
			M. O'FLYNN REP	M. O'FLYNN CON	M. O'FLYNN IND	CLARE GOOD GRN		
Pittsford								
	12	174	106	20	17	17	1	13
	13	156	82	17	17	14	0	26
	14	268	160	20	31	18	0	39
	15	99	54	6	13	10	1	15
	16	140	74	11	19	13	0	23
	17	250	125	21	29	31	0	44
	18	150	76	13	15	13	0	33
	19	145	76	33	14	8	0	14
	20	200	122	15	19	20	0	24
	21	186	100	13	24	24	0	25
	22	268	159	23	28	20	0	38
	23	194	117	24	20	10	0	23
	24	272	182	18	20	15	0	37
	25	239	148	20	31	11	0	29
	26	223	120	36	29	14	0	24
	27	157	93	18	16	11	0	19
	28	146	87	11	13	13	0	22
	29	199	129	18	20	15	0	17
	30	156	95	11	19	10	0	21
	31	196	112	18	25	13	0	28
	32	224	141	17	28	13	0	25
	33	211	134	28	18	17	0	14
	34	170	106	16	18	12	0	18
Pittsford		6,520	3,799	615	691	557	3	855
Riga								
	1	378	239	51	39	16	0	33
	2	306	181	61	23	19	0	22
	3	212	122	24	24	7	0	35
	4	255	150	37	25	11	0	32
	5	239	149	36	12	19	0	23
	6	221	132	45	22	3	0	19
Riga		1,611	973	254	145	75	0	164
Rush								
	1	360	209	49	32	23	0	47
	2	241	139	31	24	9	0	38
	3	390	210	47	49	27	0	57
	4	320	177	42	34	26	0	41
Rush		1,311	735	169	139	85	0	183
Sweden								
	1	154	78	23	18	9	0	26
	2	68	31	7	10	13	0	7
	3	155	78	22	18	16	0	21
	4	159	74	26	26	22	0	11
	5	41	14	9	1	10	0	7
	6	123	47	23	18	15	0	20

SHERIFF
DETAIL

LEGISLATIVE DISTRICT OR TOWN	ELECTION DISTRICT	TOTAL VOTES	PATRICK M. O'FLYNN REP	PATRICK M. O'FLYNN CON	PATRICK M. O'FLYNN IND	EMILY CLARE GOOD GRN	SCATTER	BLANK AND VOID
Sweden								
	7	177	90	25	23	22	0	17
	8	118	64	23	11	9	0	11
	9	88	51	11	6	8	0	12
	10	210	121	40	21	14	0	14
	11	43	16	10	10	5	0	2
	12	120	60	26	13	13	0	8
Sweden		1,456	724	245	175	156	0	156
Webster								
	1	187	110	28	23	16	0	10
	2	143	74	17	20	16	1	15
	3	203	109	23	27	22	0	22
	4	72	42	10	12	5	0	3
	5	173	94	28	20	15	1	15
	6	114	67	18	15	8	0	6
	7	166	92	24	17	16	0	17
	8	142	81	19	18	15	0	9
	9	166	92	29	22	16	0	7
	10	248	135	59	24	14	0	16
	11	141	78	28	17	11	0	7
	12	230	133	28	37	16	1	15
	13	168	84	24	29	17	0	14
	14	152	90	23	23	8	0	8
	15	122	72	14	17	6	0	13
	16	146	97	17	17	6	1	8
	17	120	73	25	11	6	0	5
	18	93	56	12	10	10	0	5
	19	235	140	34	28	14	1	18
	20	215	124	35	23	8	0	25
	21	157	87	27	28	7	0	8
	22	152	84	38	13	12	0	5
	23	122	70	22	12	11	0	7
	24	306	160	53	51	19	0	23
	25	100	58	11	15	6	0	10
	26	137	76	35	5	6	2	13
	27	138	91	28	7	5	0	7
	28	106	50	26	18	5	0	7
	29	125	67	13	15	17	0	13
	30	104	61	12	9	12	0	10
	31	218	134	38	17	8	0	21
	32	199	119	41	19	10	0	10
	33	183	113	32	15	12	0	11
	34	78	53	6	11	5	0	3
	35	122	64	26	17	5	0	10
	36	129	73	28	16	3	0	9
	37	224	121	27	34	24	0	18

SHERIFF
DETAIL

LEGISLATIVE DISTRICT OR TOWN	ELECTION DISTRICT	TOTAL VOTES	PATRICK M. O'FLYNN REP	PATRICK M. O'FLYNN CON	PATRICK M. O'FLYNN IND	EMILY CLARE GOOD GRN	SCATTER	BLANK AND VOID
Webster								
	38	184	94	23	27	22	1	17
	39	172	100	18	21	21	0	12
	40	232	154	40	20	9	0	9
	41	206	127	28	25	11	0	15
	42	125	64	26	15	8	0	12
	43	97	48	20	11	11	0	7
Webster		6,852	3,911	1,113	831	494	8	495
Wheatland								
	1	136	66	27	10	25	0	8
	2	181	92	35	19	18	0	17
	3	173	85	25	30	20	0	13
	4	137	79	29	10	11	0	8
	5	180	109	37	16	4	0	14
Wheatland		807	431	153	85	78	0	60
TOWNS		103,849	57,846	14,466	11,190	8,129	51	12,167
GRAND TOTAL:		138,384	67,337	16,308	14,950	13,408	79	26,302

COUNTY LEGISLATOR
17TH DISTRICT
2 YEAR TERM

LEGISLATIVE DISTRICT OR TOWN	ELECTION DISTRICT	TOTAL VOTES	JOSEPH D. MORELLE, JR.	EDWARD W. MCCLENATHAN	JOSEPH D. MORELLE, JR.	JOSEPH D. MORELLE, JR.	SCATTER	BLANK AND VOID
			DEM	REP	WOR	IND		
Irondequoit	2	162	86	59	2	5	0	10
	5	159	89	46	7	7	1	9
	6	323	148	130	11	13	0	21
	11	120	68	26	5	7	0	14
	12	136	70	39	5	9	0	13
	13	200	117	53	2	8	0	20
	17	149	78	45	7	7	0	12
	19	190	115	41	9	10	0	15
	21	198	97	66	5	10	0	20
	23	172	106	37	8	8	0	13
	24	165	86	53	7	3	0	16
	26	120	75	25	4	4	0	12
	29	126	69	35	5	10	0	7
	31	287	149	97	14	9	0	18
	32	182	95	59	8	6	0	14
	35	127	77	28	11	6	0	5
	36	93	55	29	1	2	0	6
	37	151	76	47	3	7	0	18
	38	123	66	29	7	7	0	14
	39	70	33	22	1	7	0	7
	41	182	97	49	7	11	0	18
	43	130	66	43	4	8	0	9
	45	150	84	52	3	5	0	6
	48	198	92	76	7	10	0	13
	50	103	63	21	4	6	0	9
	52	163	100	34	8	9	0	12
	54	52	29	14	1	5	1	2
	55	181	94	55	9	11	0	12
	56	171	90	57	8	6	0	10
	58	194	90	71	3	15	0	15
	61	237	123	78	4	11	0	21
	64	60	43	10	2	2	0	3
	65	145	94	32	5	3	0	11
	66	56	38	11	1	1	0	5
	67	140	75	35	7	4	0	19
GRAND TOTAL:		<u>5,415</u>	<u>2,933</u>	<u>1,604</u>	<u>195</u>	<u>252</u>	<u>2</u>	<u>429</u>

COUNTY LEGISLATOR
19TH DISTRICT
2 YEAR TERM

LEGISLATIVE DISTRICT OR TOWN	ELECTION DISTRICT	TOTAL VOTES	MICHAEL A. BERTOLONE	KATHLEEN A. TAYLOR	KATHLEEN A. TAYLOR	MICHAEL A. BERTOLONE	KATHLEEN A. TAYLOR	SCATTER	BLANK AND VOID
			DEM	REP	CON	WOR	IND		
Greece	3	177	45	87	29	4	5	0	7
	4	142	47	65	17	3	1	0	9
	13	152	61	50	24	7	5	0	5
	17	243	76	110	26	6	14	0	11
	18	194	57	83	25	11	9	0	9
	20	140	44	49	28	5	2	0	12
	29	172	62	73	22	5	7	0	3
	36	237	75	107	28	1	10	0	16
	37	155	34	76	30	3	5	0	7
	39	123	42	51	16	2	2	0	10
	40	138	45	57	15	6	4	0	11
	42	135	52	43	22	5	4	0	9
	52	205	64	90	24	6	8	1	12
	55	169	53	79	24	1	3	0	9
	60	145	53	53	20	5	6	0	8
	64	129	31	68	17	5	3	0	5
	65	189	44	96	7	3	9	0	30
	66	95	27	45	11	2	5	0	5
	67	166	51	69	26	4	7	0	9
	68	245	82	102	31	10	9	1	10
	69	120	44	56	12	1	2	0	5
	73	102	33	39	16	4	4	0	6
	75	121	40	52	13	1	5	0	10
	77	219	80	88	24	5	7	0	15
	81	124	40	62	10	4	4	0	4
	85	224	71	96	31	13	7	0	6
	87	172	62	62	16	8	9	0	15
	92	256	81	110	30	4	14	0	17
	95	112	48	42	11	2	4	0	5
	97	376	113	171	47	5	14	0	26
	100	280	85	124	31	11	13	0	16
Greece		5,457	1,742	2,355	683	152	201	2	322
Parma	1	193	52	67	41	9	9	0	15
Parma		193	52	67	41	9	9	0	15
GRAND TOTAL:		5,650	1,794	2,422	724	161	210	2	337

MAYOR
CITY OF ROCHESTER
SUMMARY

LEGISLATIVE DISTRICT OR TOWN	TOTAL VOTES	LOVELY A. WARREN DEM	THOMAS S. RICHARDS WOR	THOMAS S. RICHARDS IND	ALEX WHITE GRN	SCATTER	BLANK AND VOID
Leg. Dist. 07	499	114	129	218	29	1	8
Leg. Dist. 16	179	105	35	34	2	0	3
Leg. Dist. 21	4,342	2,238	763	1,029	249	5	58
Leg. Dist. 22	2,907	2,394	195	197	63	0	58
Leg. Dist. 23	5,335	1,259	1,385	2,232	390	4	65
Leg. Dist. 24	3,099	873	816	1,004	328	7	71
Leg. Dist. 25	3,895	2,927	327	420	166	8	47
Leg. Dist. 26	2,894	1,042	684	957	147	5	59
Leg. Dist. 27	5,352	4,004	564	554	181	2	47
Leg. Dist. 28	2,770	1,682	458	477	114	1	38
Leg. Dist. 29	3,263	2,156	478	459	115	2	53
GRAND TOTAL:	<u>34,535</u>	<u>18,794</u>	<u>5,834</u>	<u>7,581</u>	<u>1,784</u>	<u>35</u>	<u>507</u>

MAYOR
CITY OF ROCHESTER
DETAIL

LEGISLATIVE DISTRICT OR TOWN	ELECTION DISTRICT	TOTAL VOTES	LOVELY A. WARREN	THOMAS S. RICHARDS	THOMAS S. RICHARDS	ALEX WHITE	SCATTER	BLANK AND VOID
			DEM	WOR	IND	GRN		
Leg. Dist. 07								
	1	311	51	85	153	18	1	3
	2	188	63	44	65	11	0	5
Leg. Dist. 07		499	114	129	218	29	1	8
Leg. Dist. 16								
	1/29-4	179	105	35	34	2	0	3
Leg. Dist. 16		179	105	35	34	2	0	3
Leg. Dist. 21								
	1	200	47	65	71	14	1	2
	2	175	68	43	51	13	0	0
	3	115	73	10	27	2	0	3
	4	111	78	12	16	3	0	2
	5	120	48	17	37	16	0	2
	6	169	86	25	40	11	1	6
	7	310	160	51	77	17	0	5
	8	87	37	24	23	3	0	0
	9	174	42	44	79	9	0	0
	10	272	72	70	116	11	1	2
	11	181	139	22	16	2	0	2
	12	328	98	84	108	36	1	1
	13	112	52	16	27	16	0	1
	14	74	40	11	15	6	0	2
	15	250	162	40	36	7	0	5
	16	71	38	12	11	5	0	5
	17	162	97	24	23	18	0	0
	18	142	109	6	21	5	0	1
	19	98	82	9	6	1	0	0
	20	87	27	24	30	3	1	2
	21	135	100	18	12	2	0	3
	22	185	143	17	18	3	0	4
	23	165	99	20	30	14	0	2
	24	260	75	62	102	17	0	4
	25	184	149	11	16	7	0	1
	26	67	31	14	16	6	0	0
	27	108	86	12	5	2	0	3
Leg. Dist. 21		4,342	2,238	763	1,029	249	5	58
Leg. Dist. 22								
	1	187	151	15	16	2	0	3
	2	71	66	2	2	0	0	1
	3	112	84	11	6	3	0	8
	4	46	38	3	3	0	0	2
	5	101	96	0	2	2	0	1
	6	118	105	8	1	2	0	2
	7	60	57	0	0	0	0	3

MAYOR
CITY OF ROCHESTER
DETAIL

LEGISLATIVE DISTRICT OR TOWN	ELECTION DISTRICT	TOTAL VOTES	LOVELY A. WARREN	THOMAS S. RICHARDS	THOMAS S. RICHARDS	ALEX WHITE	SCATTER	BLANK AND VOID
			DEM	WOR	IND	GRN		
Leg. Dist. 22								
	8	128	106	8	4	5	0	5
	9	92	80	6	0	2	0	4
	10	112	109	2	1	0	0	0
	11	134	113	7	8	4	0	2
	12	103	94	5	0	1	0	3
	13	60	52	2	0	5	0	1
	14	135	117	8	7	1	0	2
	15	158	138	15	1	1	0	3
	16	59	55	1	2	1	0	0
	17	47	42	3	2	0	0	0
	18	77	71	1	2	0	0	3
	19	89	81	1	4	1	0	2
	20	155	138	9	5	3	0	0
	21	81	65	11	1	0	0	4
	22	133	116	8	6	3	0	0
	23	111	97	6	4	2	0	2
	24	48	40	4	2	2	0	0
	25	247	126	35	65	14	0	7
	26/25-19	100	31	17	48	4	0	0
	27	143	126	7	5	5	0	0
Leg. Dist. 22		2,907	2,394	195	197	63	0	58
Leg. Dist. 23								
	1	100	26	28	41	4	0	1
	2	138	52	30	36	17	0	3
	3/24-20	141	41	34	39	26	1	0
	4	307	68	88	134	14	0	3
	5	68	20	12	25	11	0	0
	6	123	32	31	49	10	0	1
	7	162	39	36	68	15	0	4
	8	169	35	43	65	23	0	3
	9	129	22	35	66	5	0	1
	10	138	28	31	66	10	0	3
	11	188	31	47	98	11	0	1
	12	260	57	61	137	3	0	2
	13	174	36	50	79	5	1	3
	14	134	35	31	50	17	0	1
	15	90	31	16	33	9	0	1
	16	109	23	33	46	6	0	1
	17	288	110	65	73	36	0	4
	18	396	97	117	161	18	0	3
	19	225	58	67	93	5	1	1
	20	247	51	61	96	33	0	6
	21	198	42	54	83	16	0	3
	22	193	30	55	101	5	0	2

MAYOR
CITY OF ROCHESTER
DETAIL

LEGISLATIVE DISTRICT OR TOWN	ELECTION DISTRICT	TOTAL VOTES	LOVELY A. WARREN	THOMAS S. RICHARDS	THOMAS S. RICHARDS	ALEX WHITE	SCATTER	BLANK AND VOID
			DEM	WOR	IND	GRN		
Leg. Dist. 23								
	23/29	124	56	20	37	8	0	3
	24	202	52	66	62	17	0	5
	25	339	53	92	169	19	0	6
	26	378	62	113	184	16	0	3
	27	170	23	39	93	15	0	0
	28/25-28	145	49	30	48	16	1	1
Leg. Dist. 23		5,335	1,259	1,385	2,232	390	4	65
Leg. Dist. 24								
	1	274	59	84	97	29	1	4
	2/22	188	52	53	56	21	1	5
	3/23	219	43	75	84	14	1	2
	4	262	92	56	75	35	0	4
	5/24	209	50	60	74	11	0	14
	6	132	33	29	55	13	0	2
	7	131	32	38	50	6	0	5
	8	153	43	40	52	17	0	1
	9	128	39	27	45	11	0	6
	10	231	50	64	82	32	1	2
	11	90	51	12	23	2	0	2
	12	44	26	10	4	1	0	3
	13	226	64	48	66	44	1	3
	14	207	52	62	51	37	2	3
	15/21	184	48	53	57	21	0	5
	16	207	60	48	82	17	0	0
	17	73	35	15	13	4	0	6
	18	125	36	40	35	11	0	3
	19/25-23	16	8	2	3	2	0	1
Leg. Dist. 24		3,099	873	816	1,004	328	7	71
Leg. Dist. 25								
	1	250	131	35	72	11	0	1
	2	199	172	9	3	12	0	3
	3	303	267	10	14	7	0	5
	4/24	132	78	23	12	6	0	13
	5	212	151	19	34	6	0	2
	6	103	40	17	24	20	0	2
	7	242	232	4	3	2	0	1
	8	240	232	0	6	1	0	1
	9	103	101	2	0	0	0	0
	10	184	169	6	5	3	0	1
	11	106	100	6	0	0	0	0
	12	166	50	40	53	21	1	1
	13	168	148	8	4	6	0	2
	14	68	22	18	20	7	0	1

MAYOR
CITY OF ROCHESTER
DETAIL

LEGISLATIVE DISTRICT OR TOWN	ELECTION DISTRICT	TOTAL VOTES	LOVELY A. WARREN	THOMAS S. RICHARDS	THOMAS S. RICHARDS	ALEX WHITE	SCATTER	BLANK AND VOID
			DEM	WOR	IND	GRN		
Leg. Dist. 25								
	15	154	150	2	1	1	0	0
	16	165	134	12	15	2	1	1
	17	144	135	7	1	1	0	0
	18	209	177	12	14	3	0	3
	20/25	264	173	27	45	9	4	6
	21	82	63	7	10	2	0	0
	22	151	81	23	29	17	1	0
	26/27	112	70	14	14	9	1	4
	29/30	138	51	26	41	20	0	0
Leg. Dist. 25		3,895	2,927	327	420	166	8	47
Leg. Dist. 26								
	1	305	83	86	115	14	0	7
	2	112	31	27	40	12	0	2
	3	73	26	12	28	5	0	2
	4	165	42	38	73	10	0	2
	5	126	62	25	26	10	2	1
	6	113	68	17	22	2	0	4
	7	164	77	40	40	3	0	4
	8	177	110	23	37	4	0	3
	9	191	82	35	63	8	0	3
	10	186	93	38	47	5	0	3
	11	161	44	48	52	14	0	3
	12	179	43	60	71	5	0	0
	13	188	38	63	80	5	0	2
	14	215	47	57	84	17	0	10
	15	175	95	36	37	4	0	3
	16	196	47	39	84	16	1	9
	17	168	54	40	58	13	2	1
Leg. Dist. 26		2,894	1,042	684	957	147	5	59
Leg. Dist. 27								
	1	229	170	15	37	7	0	0
	2	256	187	31	29	8	1	0
	3	206	126	35	27	16	0	2
	4	265	175	36	38	15	0	1
	5	269	204	27	26	8	0	4
	6	235	202	14	11	7	0	1
	7	236	148	26	40	18	0	4
	8	375	327	21	17	6	1	3
	9	275	191	35	33	10	0	6
	10	230	138	31	43	16	0	2
	11	244	163	33	38	9	0	1
	12	200	156	20	15	7	0	2
	13	233	191	17	20	4	0	1

MAYOR
CITY OF ROCHESTER
DETAIL

LEGISLATIVE DISTRICT OR TOWN	ELECTION DISTRICT	TOTAL VOTES	LOVELY A. WARREN	THOMAS S. RICHARDS	THOMAS S. RICHARDS	ALEX WHITE	SCATTER	BLANK AND VOID
			DEM	WOR	IND	GRN		
Leg. Dist. 27								
	14	183	151	11	15	5	0	1
	15	197	174	12	8	0	0	3
	16	221	177	12	19	12	0	1
	17	256	212	17	13	8	0	6
	18	203	117	43	31	9	0	3
	19	254	213	23	15	2	0	1
	20	152	138	6	6	2	0	0
	21	128	99	18	9	2	0	0
	22	146	97	20	22	4	0	3
	23	154	141	5	6	2	0	0
	25	92	42	31	16	2	0	1
	26	113	65	25	20	2	0	1
		5,352	4,004	564	554	181	2	47
Leg. Dist. 27								
Leg. Dist. 28								
	1	142	99	16	19	8	0	0
	2	115	70	19	10	12	0	4
	3	86	61	15	9	0	0	1
	4	109	72	23	11	1	1	1
	5	118	69	20	22	3	0	4
	6	253	115	41	93	4	0	0
	7/17	282	156	49	59	12	0	6
	8/19	153	118	15	13	4	0	3
	9	159	73	44	35	7	0	0
	10	54	35	8	7	2	0	2
	11	100	69	10	15	5	0	1
	12	74	47	12	8	4	0	3
	13	139	100	18	17	2	0	2
	14	123	81	11	23	6	0	2
	15	57	40	6	5	3	0	3
	16	147	83	29	19	15	0	1
	18	126	88	19	13	5	0	1
	20	217	118	41	46	11	0	1
	21	223	118	44	51	9	0	1
	22	93	70	18	2	1	0	2
		2,770	1,682	458	477	114	1	38
Leg. Dist. 28								
Leg. Dist. 29								
	1/2	67	54	9	0	3	0	1
	3/8	40	26	10	4	0	0	0
	5	150	95	22	22	5	0	6
	6	110	73	18	16	1	0	2
	7	135	59	27	41	7	0	1
	9	248	149	41	39	12	0	7
	10	231	161	33	30	6	0	1

MAYOR
CITY OF ROCHESTER
DETAIL

LEGISLATIVE DISTRICT OR TOWN	ELECTION DISTRICT	TOTAL VOTES	LOVELY A. WARREN	THOMAS S. RICHARDS	THOMAS S. RICHARDS	ALEX WHITE	SCATTER	BLANK AND VOID
			DEM	WOR	IND	GRN		
Leg. Dist. 29	11	147	73	32	39	1	0	2
	12	178	123	26	17	8	0	4
	13	128	112	7	4	4	0	1
	14	51	33	10	6	1	0	1
	15	135	112	12	6	3	1	1
	16	63	52	6	2	2	0	1
	17	125	52	32	30	9	0	2
	18/27	184	57	52	65	9	0	1
	19	100	78	11	9	2	0	0
	20	217	168	17	14	14	0	4
	21	172	89	34	38	8	0	3
	22	135	113	11	5	3	0	3
	23	152	124	13	9	1	1	4
	24	189	143	19	20	5	0	2
	25/28	231	148	31	37	9	0	6
	26	75	62	5	6	2	0	0
Leg. Dist. 29		3,263	2,156	478	459	115	2	53
GRAND TOTAL:		34,535	18,794	5,834	7,581	1,784	35	507

CITY COURT JUDGE
(VOTE FOR 2)
SUMMARY

LEGISLATIVE DISTRICT OR TOWN	TOTAL VOTES	JACK ELLIOTT		CAROLINE MORRISON		JACK ELLIOTT		CAROLINE MORRISON		SCATTER	BLANK AND VOID
		DEM	DEM	WOR	WOR	IND	IND				
Leg. Dist. 07	998	214	211	44	37	84	80	1	327		
Leg. Dist. 16	358	96	89	18	17	17	16	0	105		
Leg. Dist. 21	8,684	2,306	2,336	370	374	442	408	12	2,436		
Leg. Dist. 22	5,814	1,557	1,602	101	114	75	81	0	2,284		
Leg. Dist. 23	10,670	2,872	2,799	444	416	703	682	9	2,745		
Leg. Dist. 24	6,198	1,658	1,656	345	340	339	331	12	1,517		
Leg. Dist. 25	7,790	1,972	2,134	162	158	147	145	6	3,066		
Leg. Dist. 26	5,788	1,294	1,297	291	268	411	395	10	1,822		
Leg. Dist. 27	10,704	2,870	3,025	273	276	242	244	7	3,767		
Leg. Dist. 28	5,540	1,382	1,426	202	203	214	199	1	1,913		
Leg. Dist. 29	6,526	1,701	1,769	206	195	197	192	4	2,262		
GRAND TOTAL:	<u>69,070</u>	<u>17,922</u>	<u>18,344</u>	<u>2,456</u>	<u>2,398</u>	<u>2,871</u>	<u>2,773</u>	<u>62</u>	<u>22,244</u>		

CITY COURT JUDGE
(VOTE FOR 2)
DETAIL

LEGISLATIVE DISTRICT OR TOWN	ELECTION DISTRICT	TOTAL VOTES	JACK ELLIOTT		CAROLINE MORRISON		JACK ELLIOTT		CAROLINE MORRISON		BLANK AND VOID
			DEM	DEM	WOR	WOR	IND	IND	SCATTER		
Leg. Dist. 07											
	1	622	126	122	28	23	62	59	0	202	
	2	376	88	89	16	14	22	21	1	125	
Leg. Dist. 07											
		998	214	211	44	37	84	80	1	327	
Leg. Dist. 16											
	1/29-4	358	96	89	18	17	17	16	0	105	
Leg. Dist. 16											
		358	96	89	18	17	17	16	0	105	
Leg. Dist. 21											
	1	400	97	101	35	34	24	22	0	87	
	2	350	94	95	21	24	22	21	2	71	
	3	230	57	53	7	7	12	11	0	83	
	4	222	61	63	5	5	7	7	0	74	
	5	240	63	62	11	15	16	18	0	55	
	6	338	88	87	9	11	14	12	4	113	
	7	620	163	170	22	19	39	38	0	169	
	8	174	45	50	9	9	10	8	0	43	
	9	348	93	91	16	15	27	24	0	82	
	10	544	147	149	17	16	46	39	0	130	
	11	362	101	108	16	17	5	4	0	111	
	12	656	188	172	34	34	38	39	3	148	
	13	224	53	56	17	16	14	14	2	52	
	14	148	40	39	6	7	9	11	0	36	
	15	500	129	125	24	20	20	17	0	165	
	16	142	38	37	5	5	3	3	0	51	
	17	324	79	89	12	11	17	13	0	103	
	18	284	87	88	7	7	5	5	0	85	
	19	196	57	58	11	5	3	5	0	57	
	20	174	49	44	11	14	13	14	1	28	
	21	270	83	86	6	10	8	5	0	72	
	22	370	105	106	14	16	9	6	0	114	
	23	330	78	81	18	15	18	17	0	103	
	24	520	123	115	21	22	44	39	0	156	
	25	368	103	120	6	8	8	5	0	118	
	26	134	38	36	3	4	7	7	0	39	
	27	216	47	55	7	8	4	4	0	91	
Leg. Dist. 21											
		8,684	2,306	2,336	370	374	442	408	12	2,436	
Leg. Dist. 22											
	1	374	95	99	10	6	5	4	0	155	
	2	142	35	33	2	3	1	2	0	66	
	3	224	55	53	2	3	3	1	0	107	
	4	92	26	28	1	2	2	3	0	30	
	5	202	47	62	1	4	0	0	0	88	
	6	236	63	57	4	3	0	0	0	109	

CITY COURT JUDGE
(VOTE FOR 2)
DETAIL

LEGISLATIVE DISTRICT OR TOWN	ELECTION DISTRICT	TOTAL VOTES	JACK ELLIOTT		CAROLINE MORRISON		JACK ELLIOTT		CAROLINE MORRISON		BLANK AND VOID
			DEM	DEM	WOR	WOR	IND	IND	SCATTER		
Leg. Dist. 22											
	7	120	28	28	0	1	1	0	0	62	
	8	256	73	73	6	5	2	4	0	93	
	9	184	49	47	0	0	0	0	0	88	
	10	224	77	67	0	0	0	0	0	80	
	11	268	76	69	3	6	6	8	0	100	
	12	206	43	38	3	4	3	3	0	112	
	13	120	24	31	0	0	0	0	0	65	
	14	270	85	76	6	9	2	4	0	88	
	15	316	100	102	4	9	2	1	0	98	
	16	118	25	31	3	4	2	2	0	51	
	17	94	27	26	0	0	2	2	0	37	
	18	154	35	41	1	3	2	1	0	71	
	19	178	46	50	0	2	3	2	0	75	
	20	310	82	84	9	8	0	0	0	127	
	21	162	30	33	5	4	0	1	0	89	
	22	266	66	78	3	6	2	1	0	110	
	23	222	60	57	4	2	0	1	0	98	
	24	96	25	31	1	2	1	0	0	36	
	25	494	137	147	25	19	19	22	0	125	
	26/25-19	200	61	64	3	2	14	15	0	41	
	27	286	87	97	5	7	3	4	0	83	
Leg. Dist. 22		5,814	1,557	1,602	101	114	75	81	0	2,284	
Leg. Dist. 23											
	1	200	54	52	7	7	9	10	0	61	
	2	276	70	69	7	5	13	12	0	100	
	3/24-20	282	69	67	17	17	16	16	2	78	
	4	614	163	164	21	20	47	45	0	154	
	5	136	32	26	8	9	13	13	0	35	
	6	246	69	71	9	8	19	18	0	52	
	7	324	93	91	12	12	20	22	0	74	
	8	338	96	90	16	17	14	15	0	90	
	9	258	82	77	11	10	20	17	0	41	
	10	276	82	84	8	7	17	17	1	60	
	11	376	108	106	14	11	22	20	0	95	
	12	520	138	136	14	12	37	39	0	144	
	13	348	93	80	12	12	19	20	0	112	
	14	268	73	78	14	12	19	16	2	54	
	15	180	60	57	1	3	8	8	0	43	
	16	218	60	60	10	9	18	14	0	47	
	17	576	132	140	27	25	37	37	0	178	
	18	792	213	206	45	42	64	58	1	163	
	19	450	116	113	25	26	25	25	2	118	
	20	494	152	134	13	13	29	28	0	125	

CITY COURT JUDGE
(VOTE FOR 2)
DETAIL

LEGISLATIVE DISTRICT OR TOWN	ELECTION DISTRICT	TOTAL VOTES	JACK ELLIOTT		CAROLINE MORRISON		JACK ELLIOTT		CAROLINE MORRISON		BLANK AND VOID
			DEM	DEM	WOR	WOR	IND	IND	SCATTER		
Leg. Dist. 23											
	21	396	107	108	18	16	28	26	1	92	
	22	386	89	90	22	18	23	24	0	120	
	23/29	248	66	61	8	12	13	14	0	74	
	24	404	106	98	13	13	25	26	0	123	
	25	678	191	178	27	25	41	45	0	171	
	26	756	194	201	36	27	50	45	0	203	
	27	340	84	84	16	17	44	38	0	57	
	28/25-28	290	80	78	13	11	13	14	0	81	
Leg. Dist. 23		10,670	2,872	2,799	444	416	703	682	9	2,745	
Leg. Dist. 24											
	1	548	148	143	41	39	28	29	2	118	
	2/22	376	118	115	15	17	13	13	2	83	
	3/23	438	114	113	24	26	23	21	2	115	
	4	524	134	129	31	28	32	30	0	140	
	5/24	418	116	114	17	17	27	23	0	104	
	6	264	65	64	11	15	25	24	0	60	
	7	262	63	66	11	10	20	20	0	72	
	8	306	94	95	13	14	12	13	0	65	
	9	256	64	68	17	17	14	13	0	63	
	10	462	138	138	29	27	19	20	0	91	
	11	180	45	51	7	5	10	13	0	49	
	12	88	25	22	2	1	0	0	0	38	
	13	452	117	122	27	26	33	32	2	93	
	14	414	98	94	36	37	20	20	2	107	
	15/21	368	98	97	20	18	17	15	0	103	
	16	414	117	121	21	19	25	24	0	87	
	17	146	29	31	8	9	5	6	0	58	
	18	250	71	70	12	11	12	12	2	60	
	19/25-23	32	4	3	3	4	4	3	0	11	
Leg. Dist. 24		6,198	1,658	1,656	345	340	339	331	12	1,517	
Leg. Dist. 25											
	1	500	149	159	12	11	20	19	4	126	
	2	398	94	108	6	9	3	4	0	174	
	3	606	163	170	5	6	5	7	0	250	
	4/24	264	69	78	5	4	6	4	0	98	
	5	424	103	113	4	3	10	9	0	182	
	6	206	52	52	11	8	9	8	0	66	
	7	484	124	129	5	7	3	3	0	213	
	8	480	124	140	3	3	2	0	0	208	
	9	206	51	52	0	2	1	1	0	99	
	10	368	98	99	4	7	3	3	0	154	
	11	212	53	61	4	0	1	1	0	92	
	12	332	90	91	18	22	16	13	0	82	

CITY COURT JUDGE
(VOTE FOR 2)
DETAIL

LEGISLATIVE DISTRICT OR TOWN	ELECTION DISTRICT	TOTAL VOTES	JACK ELLIOTT		CAROLINE MORRISON		JACK ELLIOTT		CAROLINE MORRISON		BLANK AND VOID
			DEM	DEM	WOR	WOR	IND	IND	SCATTER		
Leg. Dist. 25											
	13	336	78	90	5	6	3	3	0	151	
	14	136	33	36	6	6	8	8	0	39	
	15	308	83	93	4	4	0	0	0	124	
	16	330	73	80	11	7	6	10	0	143	
	17	288	62	65	2	1	1	2	0	155	
	18	418	103	115	4	7	2	4	0	183	
	20/25	528	123	137	13	11	21	18	0	205	
	21	164	35	47	5	2	1	2	0	72	
	22	302	90	89	10	10	10	9	0	84	
	26/27	224	53	61	10	8	7	5	0	80	
	29/30	276	69	69	15	14	9	12	2	86	
Leg. Dist. 25		7,790	1,972	2,134	162	158	147	145	6	3,066	
Leg. Dist. 26											
	1	610	126	119	34	33	56	49	0	193	
	2	224	46	47	17	16	17	20	0	61	
	3	146	28	31	9	8	13	10	0	47	
	4	330	63	65	19	18	33	32	0	100	
	5	252	71	69	13	12	17	15	0	55	
	6	226	55	62	6	2	8	7	0	86	
	7	328	80	84	9	12	17	16	0	110	
	8	354	85	82	10	5	13	13	0	146	
	9	382	84	83	16	16	26	26	0	131	
	10	372	81	85	17	19	17	13	2	138	
	11	322	72	75	17	17	21	22	3	95	
	12	358	81	76	20	20	33	33	0	95	
	13	376	75	74	23	15	33	32	0	124	
	14	430	90	98	30	23	39	40	1	109	
	15	350	94	93	16	19	12	14	0	102	
	16	392	76	76	18	15	39	39	2	127	
	17	336	87	78	17	18	17	14	2	103	
Leg. Dist. 26		5,788	1,294	1,297	291	268	411	395	10	1,822	
Leg. Dist. 27											
	1	458	138	132	12	13	13	14	0	136	
	2	512	123	141	21	13	15	15	5	179	
	3	412	117	111	17	18	12	13	0	124	
	4	530	151	156	14	15	11	12	0	171	
	5	538	158	162	11	9	11	9	0	178	
	6	470	112	121	10	12	5	7	0	203	
	7	472	116	116	15	14	23	21	0	167	
	8	750	191	218	14	10	11	8	2	296	
	9	550	145	154	16	17	7	8	0	203	
	10	460	125	136	10	12	18	16	0	143	
	11	488	134	139	10	11	13	13	0	168	

CITY COURT JUDGE
(VOTE FOR 2)
DETAIL

LEGISLATIVE DISTRICT OR TOWN	ELECTION DISTRICT	TOTAL VOTES	JACK ELLIOTT	CAROLINE MORRISON	JACK ELLIOTT	CAROLINE MORRISON	JACK ELLIOTT	CAROLINE MORRISON	SCATTER	BLANK AND VOID
			DEM	DEM	WOR	WOR	IND	IND		
Leg. Dist. 27										
	12	400	107	104	12	13	7	12	0	145
	13	466	145	141	6	7	6	7	0	154
	14	366	96	111	5	5	4	3	0	142
	15	394	107	109	5	13	4	4	0	152
	16	442	128	138	7	10	6	6	0	147
	17	512	128	141	11	10	7	9	0	206
	18	406	93	101	16	14	24	18	0	140
	19	508	144	165	11	9	7	8	0	164
	20	304	72	81	5	7	2	1	0	136
	21	256	70	75	8	11	4	3	0	85
	22	292	72	74	11	9	8	11	0	107
	23	308	90	97	4	2	3	5	0	107
	25	184	53	50	8	6	10	6	0	51
	26	226	55	52	14	16	11	15	0	63
		10,704	2,870	3,025	273	276	242	244	7	3,767
Leg. Dist. 27										
Leg. Dist. 28										
	1	284	68	69	6	8	10	10	0	113
	2	230	58	61	8	12	10	9	0	72
	3	172	53	47	4	4	2	3	0	59
	4	218	51	62	8	7	6	4	0	80
	5	236	52	61	4	7	9	8	1	94
	6	506	135	127	18	17	28	25	0	156
	7/17	564	148	146	17	20	21	19	0	193
	8/19	306	82	82	11	10	7	6	0	108
	9	318	74	77	26	20	13	13	0	95
	10	108	25	23	7	5	2	2	0	44
	11	200	44	55	9	10	8	10	0	64
	12	148	31	36	4	2	6	4	0	65
	13	278	69	71	8	10	11	10	0	99
	14	246	56	60	9	9	3	4	0	105
	15	114	25	30	5	3	5	5	0	41
	16	294	76	79	11	12	11	10	0	95
	18	252	61	77	11	9	4	4	0	86
	20	434	122	109	10	11	32	23	0	127
	21	446	103	107	17	17	24	28	0	150
	22	186	49	47	9	10	2	2	0	67
		5,540	1,382	1,426	202	203	214	199	1	1,913
Leg. Dist. 28										
Leg. Dist. 29										
	1/2	134	41	42	7	8	1	0	0	35
	3/8	80	22	23	4	4	1	0	0	26
	5	300	85	81	9	11	6	7	0	101
	6	220	48	55	6	6	5	4	0	96
	7	270	60	61	8	9	22	23	0	87

CITY COURT JUDGE
(VOTE FOR 2)
DETAIL

LEGISLATIVE DISTRICT OR TOWN	ELECTION DISTRICT	TOTAL VOTES	JACK ELLIOTT	CAROLINE MORRISON	JACK ELLIOTT	CAROLINE MORRISON	JACK ELLIOTT	CAROLINE MORRISON	SCATTER	BLANK AND VOID
			DEM	DEM	WOR	WOR	IND	IND		
Leg. Dist. 29										
	9	496	132	142	14	12	10	8	2	176
	10	462	135	151	16	12	9	11	0	128
	11	294	77	88	9	7	8	8	0	97
	12	356	93	93	13	10	12	13	0	122
	13	256	65	69	4	3	2	2	0	111
	14	102	24	30	6	5	3	3	0	31
	15	270	74	63	5	8	2	3	0	115
	16	126	32	33	2	1	0	0	0	58
	17	250	66	64	13	11	13	11	0	72
	18/27	368	79	74	30	28	31	32	0	94
	19	200	61	61	2	4	6	4	0	62
	20	434	116	126	8	6	5	4	0	169
	21	344	76	84	15	16	22	18	0	113
	22	270	65	69	2	1	4	4	0	125
	23	304	95	106	3	4	4	4	2	86
	24	378	93	90	14	8	12	13	0	148
	25/28	462	123	124	15	16	15	16	0	153
	26	150	39	40	1	5	4	4	0	57
Leg. Dist. 29		6,526	1,701	1,769	206	195	197	192	4	2,262
GRAND TOTAL:		69,070	17,922	18,344	2,456	2,398	2,871	2,773	62	22,244

MEMBER OF CITY COUNCIL
 AT LARGE
 (VOTE FOR 5)
 SUMMARY
 PART 1 OF 2

LEGISLATIVE DISTRICT OR TOWN	TOTAL VOTES	CAROLEE A. CONKLIN DEM	JACKIE ORTIZ DEM	LORETTA C. SCOTT DEM	MATT HAAG DEM	DANA K. MILLER DEM	MARLOWE V. N. WASHINGTON WOR	JACKIE ORTIZ WOR	MATT HAAG WOR
Leg. Dist. 07	2,495	218	185	194	192	191	44	32	34
Leg. Dist. 16	895	80	90	103	81	87	20	15	19
Leg. Dist. 21	21,710	2,114	2,098	2,516	1,996	2,119	436	264	286
Leg. Dist. 22	14,535	1,353	1,551	2,044	1,248	1,411	215	98	67
Leg. Dist. 23	26,675	2,715	2,566	2,597	2,775	2,632	560	318	341
Leg. Dist. 24	15,495	1,593	1,473	1,552	1,625	1,556	363	225	266
Leg. Dist. 25	19,475	1,806	1,864	2,603	1,651	1,925	316	120	117
Leg. Dist. 26	14,470	1,239	1,174	1,347	1,145	1,200	304	199	189
Leg. Dist. 27	26,760	2,589	2,589	3,704	2,307	2,837	642	216	199
Leg. Dist. 28	13,850	1,270	1,290	1,609	1,155	1,218	257	149	136
Leg. Dist. 29	16,315	1,499	1,618	2,048	1,379	1,529	314	175	154
GRAND TOTAL:	<u>172,675</u>	<u>16,476</u>	<u>16,498</u>	<u>20,317</u>	<u>15,554</u>	<u>16,705</u>	<u>3,471</u>	<u>1,811</u>	<u>1,808</u>

MEMBER OF CITY COUNCIL
 AT LARGE
 (VOTE FOR 5)
 SUMMARY
 PART 2 OF 2

LEGISLATIVE DISTRICT OR TOWN	TOTAL VOTES	CAROLEE A. CONKLIN IND	JACKIE ORTIZ IND	LORETTA C. SCOTT IND	MATT HAAG IND	DANA K. MILLER IND	ANDREW P. LANGDON GRN	DAVID R. ATIAS GRN	DOROTHY A. PAIGE GRN	SCATTER	BLANK AND VOID
Leg. Dist. 07	2,495	88	69	75	82	93	48	47	68	2	833
Leg. Dist. 16	895	17	14	20	18	19	15	13	13	1	270
Leg. Dist. 21	21,710	414	342	440	432	482	431	481	525	21	6,313
Leg. Dist. 22	14,535	100	72	119	84	116	88	96	120	12	5,741
Leg. Dist. 23	26,675	677	529	612	717	756	690	747	806	43	6,594
Leg. Dist. 24	15,495	330	270	315	355	388	507	527	557	27	3,566
Leg. Dist. 25	19,475	143	113	187	165	180	226	209	257	65	7,528
Leg. Dist. 26	14,470	412	335	381	404	460	296	306	364	24	4,691
Leg. Dist. 27	26,760	257	239	317	271	352	280	323	374	54	9,210
Leg. Dist. 28	13,850	222	173	217	205	262	168	179	239	5	5,096
Leg. Dist. 29	16,315	231	170	243	205	260	187	200	247	14	5,842
GRAND TOTAL:	172,675	2,891	2,326	2,926	2,938	3,368	2,936	3,128	3,570	268	55,684

MEMBER OF CITY COUNCIL
AT LARGE
(VOTE FOR 5)
DETAIL
PART 1 OF 2

LEGISLATIVE DISTRICT OR TOWN	ELECTION DISTRICT	TOTAL VOTES	CAROLEE A. CONKLIN	JACKIE ORTIZ	LORETTA C. SCOTT	MATT HAAG	DANA K. MILLER	MARLOWE V.N. WASHINGTON	JACKIE ORTIZ	MATT HAAG
			DEM	DEM	DEM	DEM	DEM	WOR	WOR	WOR
Leg. Dist. 07										
	1	1,555	133	116	110	115	110	30	21	23
	2	940	85	69	84	77	81	14	11	11
Leg. Dist. 07		2,495	218	185	194	192	191	44	32	34
Leg. Dist. 16										
	1/29-4	895	80	90	103	81	87	20	15	19
Leg. Dist. 16		895	80	90	103	81	87	20	15	19
Leg. Dist. 21										
	1	1,000	100	90	91	91	94	27	23	28
	2	875	83	89	91	91	89	24	13	14
	3	575	45	47	65	45	54	18	10	6
	4	555	57	60	74	56	60	6	2	5
	5	600	48	46	54	50	43	17	10	7
	6	845	79	79	87	75	78	9	6	9
	7	1,550	153	156	178	142	145	32	16	14
	8	435	47	44	45	43	47	9	5	9
	9	870	86	85	84	93	92	15	7	9
	10	1,360	158	145	152	150	150	18	12	15
	11	905	98	96	132	82	93	17	11	16
	12	1,640	160	155	166	157	153	34	26	27
	13	560	53	51	55	49	52	14	9	14
	14	370	36	40	44	37	44	5	5	2
	15	1,250	114	118	153	103	117	36	12	18
	16	355	31	35	43	29	36	8	3	2
	17	810	77	74	105	68	79	19	12	9
	18	710	70	79	101	70	80	11	8	8

MEMBER OF CITY COUNCIL
 AT LARGE
 (VOTE FOR 5)
 DETAIL
 PART 1 OF 2

LEGISLATIVE DISTRICT OR TOWN	ELECTION DISTRICT	TOTAL VOTES	CAROLEE A. CONKLIN	JACKIE ORTIZ	LORETTA C. SCOTT	MATT HAAG	DANA K. MILLER	MARLOWE V.N. WASHINGTON	JACKIE ORTIZ	MATT HAAG
			DEM	DEM	DEM	DEM	DEM	WOR	WOR	WOR
Leg. Dist. 21										
	19	490	47	55	65	41	49	12	5	6
	20	435	48	44	47	45	46	9	10	12
	21	675	71	76	96	72	77	19	8	6
	22	925	90	84	126	81	87	16	15	8
	23	825	74	66	99	57	65	20	12	12
	24	1,300	113	109	120	111	118	15	14	16
	25	920	96	93	136	89	94	12	3	3
	26	335	35	35	45	33	33	5	4	7
	27	540	45	47	62	36	44	9	3	4
Leg. Dist. 21		21,710	2,114	2,098	2,516	1,996	2,119	436	264	286
Leg. Dist. 22										
	1	935	90	95	138	80	92	15	9	3
	2	355	37	35	53	27	27	1	0	0
	3	560	41	61	58	35	42	5	5	1
	4	230	20	32	30	21	25	2	2	2
	5	505	48	53	80	40	52	4	1	1
	6	590	46	57	87	47	51	6	3	3
	7	300	21	28	38	23	25	1	3	0
	8	640	66	78	101	63	71	13	3	2
	9	460	44	46	60	39	45	4	1	0
	10	560	58	67	93	53	63	10	0	0
	11	670	56	67	81	54	63	12	7	2
	12	515	35	44	72	35	38	7	4	2
	13	300	24	20	42	16	21	2	1	0
	14	675	63	68	92	58	70	10	7	6

MEMBER OF CITY COUNCIL
 AT LARGE
 (VOTE FOR 5)
 DETAIL
 PART 1 OF 2

LEGISLATIVE DISTRICT OR TOWN	ELECTION DISTRICT	TOTAL VOTES	CAROLEE A. CONKLIN	JACKIE ORTIZ	LORETTA C. SCOTT	MATT HAAG	DANA K. MILLER	MARLOWE V.N. WASHINGTON	JACKIE ORTIZ	MATT HAAG
			DEM	DEM	DEM	DEM	DEM	WOR	WOR	WOR
Leg. Dist. 22	15	790	83	97	123	82	90	14	6	8
	16	295	22	36	47	23	25	5	1	2
	17	235	21	25	37	23	25	2	0	0
	18	385	28	39	46	25	28	1	3	0
	19	445	39	40	62	32	38	12	3	3
	20	775	79	78	118	70	83	11	7	6
	21	405	31	47	53	25	34	3	4	1
	22	665	58	70	99	55	62	15	3	1
	23	555	51	60	85	48	53	5	4	1
	24	240	26	25	37	25	27	4	1	0
	25	1,235	123	134	142	117	122	21	13	16
	26/25-19	500	65	63	59	60	59	10	2	1
	27	715	78	86	111	72	80	20	5	6
Leg. Dist. 22		14,535	1,353	1,551	2,044	1,248	1,411	215	98	67
Leg. Dist. 23	1	500	49	46	47	57	50	14	6	9
	2	690	66	72	75	69	68	14	5	7
	3/24-20	705	63	53	59	65	63	12	13	15
	4	1,535	153	152	150	175	153	23	12	16
	5	340	29	22	26	26	21	4	6	5
	6	615	65	66	63	70	61	18	4	7
	7	810	91	78	85	86	83	15	13	10
	8	845	81	76	84	83	88	16	12	14
	9	645	69	69	69	74	75	12	11	8
	10	690	75	74	73	80	73	13	8	8

MEMBER OF CITY COUNCIL
 AT LARGE
 (VOTE FOR 5)
 DETAIL
 PART 1 OF 2

LEGISLATIVE DISTRICT OR TOWN	ELECTION DISTRICT	TOTAL VOTES	CAROLEE A. CONKLIN	JACKIE ORTIZ	LORETTA C. SCOTT	MATT HAAG	DANA K. MILLER	MARLOWE V.N. WASHINGTON	JACKIE ORTIZ	MATT HAAG
			DEM	DEM	DEM	DEM	DEM	WOR	WOR	WOR
Leg. Dist. 23										
	11	940	100	99	94	106	105	13	12	14
	12	1,300	140	145	143	137	141	38	9	11
	13	870	94	80	79	95	90	17	8	9
	14	670	65	60	59	66	65	6	10	10
	15	450	55	55	54	57	49	8	3	4
	16	545	57	58	59	62	56	11	8	10
	17	1,440	117	117	141	123	118	34	21	15
	18	1,980	206	189	184	204	191	40	31	35
	19	1,125	112	109	107	110	110	26	14	13
	20	1,235	132	123	116	134	127	28	9	10
	21	990	105	99	97	112	96	33	12	15
	22	965	97	84	87	89	88	30	13	13
	23/29	620	58	52	63	67	60	10	5	5
	24	1,010	93	82	86	90	91	21	11	16
	25	1,695	185	179	171	189	180	31	18	21
	26	1,890	207	196	183	195	184	44	26	26
	27	850	75	66	75	85	75	14	7	8
	28/25-28	725	76	65	68	69	71	15	11	7
Leg. Dist. 23		26,675	2,715	2,566	2,597	2,775	2,632	560	318	341
Leg. Dist. 24										
	1	1,370	159	129	141	153	145	38	23	34
	2/22	940	108	98	101	115	109	20	11	16
	3/23	1,095	119	115	105	122	112	30	14	15
	4	1,310	128	116	130	127	119	30	18	24
	5/24	1,045	103	94	96	108	100	35	13	16

MEMBER OF CITY COUNCIL
 AT LARGE
 (VOTE FOR 5)
 DETAIL
 PART 1 OF 2

LEGISLATIVE DISTRICT OR TOWN	ELECTION DISTRICT	TOTAL VOTES	CAROLEE A. CONKLIN	JACKIE ORTIZ	LORETTA C. SCOTT	MATT HAAG	DANA K. MILLER	MARLOWE V.N. WASHINGTON	JACKIE ORTIZ	MATT HAAG
			DEM	DEM	DEM	DEM	DEM	WOR	WOR	WOR
Leg. Dist. 24	6	660	62	58	65	64	64	16	9	9
	7	655	63	55	68	59	62	11	11	11
	8	765	88	83	81	93	92	18	12	12
	9	640	59	59	58	62	59	19	10	7
	10	1,155	132	121	121	132	126	27	17	24
	11	450	40	42	53	36	43	6	3	3
	12	220	23	23	28	18	17	4	1	1
	13	1,130	111	102	117	122	111	26	21	21
	14	1,035	101	94	98	100	97	26	27	23
	15/21	920	86	84	89	100	96	23	10	17
	16	1,035	116	108	108	113	102	18	8	15
	17	365	27	26	29	24	27	4	7	5
	18	625	66	64	60	73	71	9	7	10
	19/25-23	80	2	2	4	4	4	3	3	3
Leg. Dist. 24		15,495	1,593	1,473	1,552	1,625	1,556	363	225	266
Leg. Dist. 25	1	1,250	161	151	162	138	158	32	7	9
	2	995	83	98	140	76	95	19	4	5
	3	1,515	141	147	220	132	155	28	11	7
	4/24	660	60	62	74	60	61	12	1	2
	5	1,060	104	110	134	99	108	13	1	2
	6	515	44	49	45	49	45	9	6	7
	7	1,210	109	117	189	104	120	20	7	3
	8	1,200	114	114	190	92	133	22	3	6
	9	515	43	51	76	40	53	6	0	0

MEMBER OF CITY COUNCIL
 AT LARGE
 (VOTE FOR 5)
 DETAIL
 PART 1 OF 2

LEGISLATIVE DISTRICT OR TOWN	ELECTION DISTRICT	TOTAL VOTES	CAROLEE A. CONKLIN	JACKIE ORTIZ	LORETTA C. SCOTT	MATT HAAG	DANA K. MILLER	MARLOWE V.N. WASHINGTON	JACKIE ORTIZ	MATT HAAG
			DEM	DEM	DEM	DEM	DEM	WOR	WOR	WOR
Leg. Dist. 25										
	10	920	82	88	137	73	92	17	2	3
	11	530	43	49	81	42	58	5	2	0
	12	830	81	76	86	83	82	16	14	15
	13	840	71	72	120	58	83	11	4	0
	14	340	33	28	34	34	34	5	4	4
	15	770	69	68	120	60	79	17	6	6
	16	825	67	65	114	63	71	11	4	1
	17	720	48	54	105	43	53	10	0	2
	18	1,045	90	95	150	77	100	13	3	2
	20/25	1,320	116	138	147	110	117	11	10	8
	21	410	33	38	50	28	34	8	4	6
	22	755	86	77	87	71	74	11	8	7
	26/27	560	52	47	65	43	47	7	10	10
	29/30	690	76	70	77	76	73	13	9	12
Leg. Dist. 25		19,475	1,806	1,864	2,603	1,651	1,925	316	120	117
Leg. Dist. 26										
	1	1,525	124	107	122	112	118	40	27	31
	2	560	45	46	50	51	46	13	8	5
	3	365	29	27	32	27	27	6	6	6
	4	825	62	61	60	61	57	11	12	11
	5	630	62	62	70	60	61	14	5	9
	6	565	52	52	69	47	51	10	4	2
	7	820	74	71	87	64	70	13	11	9
	8	885	75	75	106	65	73	9	6	4
	9	955	71	75	96	63	78	25	13	12

MEMBER OF CITY COUNCIL
 AT LARGE
 (VOTE FOR 5)
 DETAIL
 PART 1 OF 2

LEGISLATIVE DISTRICT OR TOWN	ELECTION DISTRICT	TOTAL VOTES	CAROLEE A. CONKLIN	JACKIE ORTIZ	LORETTA C. SCOTT	MATT HAAG	DANA K. MILLER	MARLOWE V.N. WASHINGTON	JACKIE ORTIZ	MATT HAAG
			DEM	DEM	DEM	DEM	DEM	WOR	WOR	WOR
Leg. Dist. 26										
	10	930	77	81	98	76	83	18	10	11
	11	805	70	63	78	64	69	14	11	14
	12	895	69	60	67	66	66	25	18	14
	13	940	83	75	75	77	76	23	13	14
	14	1,075	95	85	83	87	86	26	16	15
	15	875	99	79	101	75	81	17	17	12
	16	980	69	71	74	70	75	20	13	10
	17	840	83	84	79	80	83	20	9	10
Leg. Dist. 26		14,470	1,239	1,174	1,347	1,145	1,200	304	199	189
Leg. Dist. 27										
	1	1,145	111	126	163	107	121	33	8	4
	2	1,280	113	123	159	109	120	32	9	7
	3	1,030	97	89	121	96	114	32	17	17
	4	1,325	132	134	178	132	140	42	11	9
	5	1,345	150	135	202	131	160	35	11	8
	6	1,175	110	113	166	89	119	24	8	8
	7	1,180	106	101	146	96	113	29	8	8
	8	1,875	166	186	269	153	190	36	8	7
	9	1,375	152	138	195	131	166	33	10	11
	10	1,150	118	100	140	104	130	31	12	7
	11	1,220	116	119	159	102	126	28	9	10
	12	1,000	89	92	135	81	97	21	8	10
	13	1,165	120	124	190	108	128	25	7	7
	14	915	88	89	139	79	105	10	3	5
	15	985	91	97	142	79	114	28	10	3

MEMBER OF CITY COUNCIL
 AT LARGE
 (VOTE FOR 5)
 DETAIL
 PART 1 OF 2

LEGISLATIVE DISTRICT OR TOWN	ELECTION DISTRICT	TOTAL VOTES	CAROLEE A. CONKLIN	JACKIE ORTIZ	LORETTA C. SCOTT	MATT HAAG	DANA K. MILLER	MARLOWE V.N. WASHINGTON	JACKIE ORTIZ	MATT HAAG
			DEM	DEM	DEM	DEM	DEM	WOR	WOR	WOR
Leg. Dist. 27										
	16	1,105	112	114	163	99	128	37	8	5
	17	1,280	126	122	182	100	132	23	6	5
	18	1,015	99	91	114	87	101	19	16	12
	19	1,270	129	133	194	109	146	31	12	12
	20	760	70	62	120	54	68	11	3	3
	21	640	62	65	94	55	69	22	7	7
	22	730	59	65	93	59	65	20	7	6
	23	770	77	82	121	66	89	21	3	6
	25	460	49	39	52	36	42	6	5	6
	26	565	47	50	67	45	54	13	10	16
Leg. Dist. 27		26,760	2,589	2,589	3,704	2,307	2,837	642	216	199
Leg. Dist. 28										
	1	710	58	60	84	53	58	13	4	5
	2	575	51	51	67	47	51	15	7	10
	3	430	41	44	57	38	40	4	4	4
	4	545	50	53	69	43	51	10	5	5
	5	590	46	48	69	39	45	8	6	4
	6	1,265	145	129	144	128	126	30	15	12
	7/17	1,410	128	133	161	125	121	22	16	12
	8/19	765	77	82	94	63	72	8	7	10
	9	795	72	74	86	60	72	20	14	14
	10	270	23	20	32	16	15	5	2	5
	11	500	44	43	57	45	43	18	6	8
	12	370	24	32	38	25	25	3	3	1
	13	695	51	61	82	55	54	11	8	7

MEMBER OF CITY COUNCIL
 AT LARGE
 (VOTE FOR 5)
 DETAIL
 PART 1 OF 2

LEGISLATIVE DISTRICT OR TOWN	ELECTION DISTRICT	TOTAL VOTES	CAROLEE A. CONKLIN	JACKIE ORTIZ	LORETTA C. SCOTT	MATT HAAG	DANA K. MILLER	MARLOWE V.N. WASHINGTON	JACKIE ORTIZ	MATT HAAG
			DEM	DEM	DEM	DEM	DEM	WOR	WOR	WOR
Leg. Dist. 28										
	14	615	55	53	72	48	50	11	7	6
	15	285	22	23	36	23	26	5	1	0
	16	735	66	68	83	63	67	19	7	6
	18	630	65	66	81	55	59	8	6	2
	20	1,085	108	106	125	97	105	21	16	14
	21	1,115	96	97	115	92	95	18	12	8
	22	465	48	47	57	40	43	8	3	3
Leg. Dist. 28		13,850	1,270	1,290	1,609	1,155	1,218	257	149	136
Leg. Dist. 29										
	1/2	335	39	39	52	34	38	10	6	4
	3/8	200	20	25	30	15	17	4	2	4
	5	750	72	73	102	64	74	20	7	9
	6	550	47	54	67	42	47	12	6	6
	7	675	62	49	67	52	57	20	11	13
	9	1,240	99	117	152	106	111	19	21	12
	10	1,155	121	126	167	106	120	21	12	8
	11	735	69	85	77	70	68	13	10	7
	12	890	78	91	114	78	94	24	6	11
	13	640	43	62	86	41	52	13	5	2
	14	255	23	22	32	16	21	10	6	3
	15	675	53	63	92	42	63	13	6	4
	16	315	29	33	43	25	26	4	2	1
	17	625	64	62	69	61	59	12	5	9
	18/27	920	74	72	83	76	75	24	20	20
	19	500	57	49	73	50	53	4	5	5

MEMBER OF CITY COUNCIL
AT LARGE
(VOTE FOR 5)
DETAIL
PART 1 OF 2

LEGISLATIVE DISTRICT OR TOWN	ELECTION DISTRICT	TOTAL VOTES	CAROLEE A. CONKLIN	JACKIE ORTIZ	LORETTA C. SCOTT	MATT HAAG	DANA K. MILLER	MARLOWE V.N. WASHINGTON	JACKIE ORTIZ	MATT HAAG
			DEM	DEM	DEM	DEM	DEM	WOR	WOR	WOR
Leg. Dist. 29	20	1,085	109	108	140	92	105	18	11	6
	21	860	79	76	92	74	79	15	7	8
	22	675	63	78	87	49	61	6	1	2
	23	760	92	91	105	88	90	9	5	3
	24	945	68	86	119	66	78	26	10	9
	25/28	1,155	109	118	143	107	112	9	10	6
	26	375	29	39	56	25	29	8	1	2
Leg. Dist. 29		<u>16,315</u>	<u>1,499</u>	<u>1,618</u>	<u>2,048</u>	<u>1,379</u>	<u>1,529</u>	<u>314</u>	<u>175</u>	<u>154</u>
GRAND TOTAL:		<u><u>172,675</u></u>	<u><u>16,476</u></u>	<u><u>16,498</u></u>	<u><u>20,317</u></u>	<u><u>15,554</u></u>	<u><u>16,705</u></u>	<u><u>3,471</u></u>	<u><u>1,811</u></u>	<u><u>1,808</u></u>

MEMBER OF CITY COUNCIL
AT LARGE
(VOTE FOR 5)
DETAIL
PART 2 OF 2

LEGISLATIVE DISTRICT OR TOWN	ELECTION DISTRICT	TOTAL VOTES	CAROLEE A. CONKLIN	JACKIE ORTIZ	LORETTA C. SCOTT	MATT HAAG	DANA K. MILLER	ANDREW P. LANGDON	DAVID R. ATIAS	DOROTHY A. PAIGE	SCATTER	BLANK AND VOID
			IND	IND	IND	IND	IND	GRN	GRN	GRN		
Leg. Dist. 07												
	1	1,555	61	49	51	60	68	25	27	43	1	512
	2	940	27	20	24	22	25	23	20	25	1	321
Leg. Dist. 07		2,495	88	69	75	82	93	48	47	68	2	833
Leg. Dist. 16												
	1/29-4	895	17	14	20	18	19	15	13	13	1	270
Leg. Dist. 16		895	17	14	20	18	19	15	13	13	1	270
Leg. Dist. 21												
	1	1,000	25	17	25	26	24	35	40	43	0	221
	2	875	20	15	21	18	22	25	27	29	1	203
	3	575	10	10	11	12	12	4	8	12	2	204
	4	555	7	3	8	4	8	3	4	6	0	192
	5	600	18	17	19	22	24	25	24	29	2	145
	6	845	13	10	14	14	15	13	13	21	1	309
	7	1,550	33	22	28	37	33	34	36	41	2	448
	8	435	11	8	12	11	14	7	11	4	0	108
	9	870	26	26	26	26	30	17	20	24	0	204
	10	1,360	34	31	35	39	45	21	26	23	1	305
	11	905	5	8	11	6	9	7	7	9	0	298
	12	1,640	42	30	36	43	52	56	54	67	2	380
	13	560	13	12	16	15	17	25	28	31	0	106
	14	370	8	4	8	5	6	7	7	5	0	107
	15	1,250	19	17	25	22	22	27	30	26	0	391
	16	355	3	3	4	2	2	7	6	6	0	135
	17	810	12	11	10	9	12	14	15	22	0	262
	18	710	9	8	11	7	7	5	11	10	0	215

MEMBER OF CITY COUNCIL
AT LARGE
(VOTE FOR 5)
DETAIL
PART 2 OF 2

LEGISLATIVE DISTRICT OR TOWN	ELECTION DISTRICT	TOTAL VOTES	CAROLEE A. CONKLIN	JACKIE ORTIZ	LORETTA C. SCOTT	MATT HAAG	DANA K. MILLER	ANDREW P. LANGDON	DAVID R. ATIAS	DOROTHY A. PAIGE	SCATTER	BLANK AND VOID
			IND	IND	IND	IND	IND	GRN	GRN	GRN		
Leg. Dist. 21												
	19	490	3	2	5	5	8	6	4	8	0	169
	20	435	8	7	10	10	11	8	9	12	3	96
	21	675	7	5	12	5	8	9	9	9	2	184
	22	925	12	8	12	11	13	11	11	15	1	324
	23	825	17	14	15	19	20	17	20	21	0	277
	24	1,300	44	38	43	44	46	28	34	30	3	374
	25	920	6	6	10	10	9	9	12	11	1	320
	26	335	3	4	4	3	5	8	8	7	0	96
	27	540	6	6	9	7	8	3	7	4	0	240
Leg. Dist. 21		21,710	414	342	440	432	482	431	481	525	21	6,313
Leg. Dist. 22												
	1	935	9	2	12	7	5	4	5	2	0	367
	2	355	0	2	3	3	2	0	0	1	0	164
	3	560	5	1	2	3	6	2	4	5	0	284
	4	230	3	1	0	0	1	1	0	4	0	86
	5	505	1	2	2	0	0	2	4	2	0	213
	6	590	0	0	2	1	0	2	1	3	0	281
	7	300	2	0	1	2	2	1	0	0	0	153
	8	640	3	4	4	3	7	10	8	9	0	195
	9	460	0	0	3	0	0	0	0	0	0	218
	10	560	0	0	0	0	1	0	1	2	1	211
	11	670	5	4	7	2	5	13	11	14	0	267
	12	515	2	3	2	2	3	1	0	6	0	259
	13	300	1	2	2	1	1	2	1	1	0	163
	14	675	6	2	9	4	8	2	5	3	0	262

MEMBER OF CITY COUNCIL
AT LARGE
(VOTE FOR 5)
DETAIL
PART 2 OF 2

LEGISLATIVE DISTRICT OR TOWN	ELECTION DISTRICT	TOTAL VOTES	CAROLEE A. CONKLIN	JACKIE ORTIZ	LORETTA C. SCOTT	MATT HAAG	DANA K. MILLER	ANDREW P. LANGDON	DAVID R. ATIAS	DOROTHY A. PAIGE	SCATTER	BLANK AND VOID
			IND	IND	IND	IND	IND	IND	GRN	GRN		
Leg. Dist. 22												
	15	790	3	1	4	0	3	1	4	6	0	265
	16	295	0	2	3	1	4	4	2	2	0	116
	17	235	2	2	4	2	2	0	0	0	0	90
	18	385	2	2	2	0	1	1	1	1	0	205
	19	445	3	1	3	2	4	2	2	1	1	197
	20	775	5	5	6	2	5	1	2	4	1	292
	21	405	2	0	3	1	1	1	1	1	0	197
	22	665	2	1	2	2	3	4	1	1	0	286
	23	555	1	1	1	0	1	1	1	2	2	238
	24	240	0	0	1	1	1	2	2	3	0	85
	25	1,235	25	19	24	24	27	19	23	28	7	351
	26/25-19	500	15	15	12	17	18	3	8	9	0	84
	27	715	3	0	5	4	5	9	9	10	0	212
Leg. Dist. 22		14,535	100	72	119	84	116	88	96	120	12	5,741
Leg. Dist. 23												
	1	500	5	9	10	11	13	16	16	14	0	128
	2	690	12	8	9	12	12	18	21	26	0	196
	3/24-20	705	16	16	14	18	18	33	34	43	5	165
	4	1,535	37	29	33	44	40	30	36	35	11	406
	5	340	12	10	11	14	13	11	14	16	3	97
	6	615	9	12	12	14	15	20	25	23	1	130
	7	810	14	16	22	17	18	28	27	32	2	173
	8	845	21	14	16	20	19	32	30	38	1	200
	9	645	18	13	9	18	17	9	17	17	0	140
	10	690	14	10	11	15	12	11	15	15	0	183

MEMBER OF CITY COUNCIL
AT LARGE
(VOTE FOR 5)
DETAIL
PART 2 OF 2

LEGISLATIVE DISTRICT OR TOWN	ELECTION DISTRICT	TOTAL VOTES	CAROLEE A. CONKLIN	JACKIE ORTIZ	LORETTA C. SCOTT	MATT HAAG	DANA K. MILLER	ANDREW P. LANGDON	DAVID R. ATIAS	DOROTHY A. PAIGE	SCATTER	BLANK AND VOID
			IND	IND	IND	IND	IND	GRN	GRN	GRN		
Leg. Dist. 23												
	11	940	27	21	22	25	29	28	27	31	2	185
	12	1,300	38	28	31	37	37	20	22	25	0	298
	13	870	22	17	24	23	26	10	12	12	0	252
	14	670	20	17	17	23	25	33	33	35	2	124
	15	450	6	4	4	4	6	13	11	13	1	103
	16	545	13	8	11	13	13	16	17	20	0	113
	17	1,440	26	22	26	35	35	53	53	47	0	457
	18	1,980	57	43	61	68	80	56	55	68	0	412
	19	1,125	33	24	32	30	36	23	20	15	5	306
	20	1,235	33	21	18	26	31	26	39	40	2	320
	21	990	23	17	26	21	33	26	27	27	0	221
	22	965	34	23	33	31	32	16	16	16	0	263
	23/29	620	17	11	14	18	15	20	25	23	0	157
	24	1,010	26	23	21	27	32	24	25	25	0	317
	25	1,695	45	34	37	46	39	28	27	37	0	428
	26	1,890	55	39	48	59	58	39	47	54	4	426
	27	850	34	29	30	35	37	26	28	31	0	195
	28/25-28	725	10	11	10	13	15	25	28	28	4	199
Leg. Dist. 23		26,675	677	529	612	717	756	690	747	806	43	6,594
Leg. Dist. 24												
	1	1,370	31	26	36	29	38	37	38	39	2	272
	2/22	940	18	11	13	18	21	29	37	34	1	180
	3/23	1,095	28	22	25	29	31	19	27	30	0	252
	4	1,310	26	20	24	31	27	61	64	64	2	299
	5/24	1,045	34	24	23	29	28	26	25	27	0	264

MEMBER OF CITY COUNCIL
AT LARGE
(VOTE FOR 5)
DETAIL
PART 2 OF 2

LEGISLATIVE DISTRICT OR TOWN	ELECTION DISTRICT	TOTAL VOTES	CAROLEE A. CONKLIN	JACKIE ORTIZ	LORETTA C. SCOTT	MATT HAAG	DANA K. MILLER	ANDREW P. LANGDON	DAVID R. ATIAS	DOROTHY A. PAIGE	SCATTER	BLANK AND VOID
			IND	IND	IND	IND	IND	GRN	GRN	GRN		
Leg. Dist. 24												
	6	660	18	21	18	25	22	27	25	26	0	131
	7	655	18	15	14	17	19	14	12	15	0	191
	8	765	14	9	14	15	19	24	28	23	0	140
	9	640	11	14	16	21	21	17	18	22	0	167
	10	1,155	14	13	15	19	23	51	47	52	4	217
	11	450	16	12	11	13	11	4	3	7	0	147
	12	220	0	1	0	0	2	1	0	2	0	99
	13	1,130	25	24	21	24	28	57	56	59	5	200
	14	1,035	20	14	24	23	36	45	47	47	10	203
	15/21	920	13	9	15	16	18	37	45	42	0	220
	16	1,035	24	20	20	23	22	31	31	39	2	235
	17	365	7	6	11	8	6	4	2	4	0	168
	18	625	11	8	12	12	12	17	17	19	1	156
	19/25-23	80	2	1	3	3	4	6	5	6	0	25
Leg. Dist. 24		15,495	330	270	315	355	388	507	527	557	27	3,566
Leg. Dist. 25												
	1	1,250	16	15	21	16	17	25	22	23	9	268
	2	995	5	2	10	3	9	12	12	11	2	409
	3	1,515	8	5	13	7	8	5	3	9	7	609
	4/24	660	7	7	7	9	6	12	10	11	1	258
	5	1,060	7	6	6	7	6	7	8	6	3	433
	6	515	6	7	9	11	13	23	20	26	0	146
	7	1,210	3	3	7	2	3	1	0	4	2	516
	8	1,200	5	2	2	3	5	7	5	7	1	489
	9	515	0	0	3	0	0	0	0	1	1	241

MEMBER OF CITY COUNCIL
AT LARGE
(VOTE FOR 5)
DETAIL
PART 2 OF 2

LEGISLATIVE DISTRICT OR TOWN	ELECTION DISTRICT	TOTAL VOTES	CAROLEE A. CONKLIN	JACKIE ORTIZ	LORETTA C. SCOTT	MATT HAAG	DANA K. MILLER	ANDREW P. LANGDON	DAVID R. ATIAS	DOROTHY A. PAIGE	SCATTER	BLANK AND VOID
			IND	IND	IND	IND	IND	IND	GRN	GRN		
Leg. Dist. 25												
	10	920	5	6	6	3	5	0	1	3	1	396
	11	530	0	0	1	0	0	1	1	3	7	237
	12	830	16	12	13	25	21	32	33	36	1	188
	13	840	3	2	5	5	5	7	7	8	0	379
	14	340	8	6	8	8	7	8	10	9	0	100
	15	770	0	1	5	1	2	3	1	4	1	327
	16	825	4	6	8	10	11	9	8	8	2	363
	17	720	1	2	4	1	1	2	0	4	4	386
	18	1,045	3	3	9	3	3	7	7	10	0	470
	20/25	1,320	14	12	16	17	19	19	17	21	2	526
	21	410	4	2	3	2	3	4	4	4	0	183
	22	755	10	6	13	9	12	13	11	17	11	232
	26/27	560	5	4	6	7	8	11	9	13	7	209
	29/30	690	13	4	12	16	16	18	20	19	3	163
Leg. Dist. 25		19,475	143	113	187	165	180	226	209	257	65	7,528
Leg. Dist. 26												
	1	1,525	55	43	42	56	58	36	39	44	1	470
	2	560	16	14	16	17	24	18	19	16	0	156
	3	365	10	8	7	11	13	10	12	13	0	121
	4	825	30	24	29	31	37	25	22	30	0	262
	5	630	15	12	16	15	20	17	20	18	4	150
	6	565	8	5	9	8	7	2	4	4	0	231
	7	820	21	21	15	14	19	9	5	16	0	301
	8	885	14	12	17	16	14	9	9	9	0	372
	9	955	31	24	28	31	34	11	14	21	0	328

MEMBER OF CITY COUNCIL
AT LARGE
(VOTE FOR 5)
DETAIL
PART 2 OF 2

LEGISLATIVE DISTRICT OR TOWN	ELECTION DISTRICT	TOTAL VOTES	CAROLEE A. CONKLIN	JACKIE ORTIZ	LORETTA C. SCOTT	MATT HAAG	DANA K. MILLER	ANDREW P. LANGDON	DAVID R. ATIAS	DOROTHY A. PAIGE	SCATTER	BLANK AND VOID
			IND	IND	IND	IND	IND	GRN	GRN	GRN		
Leg. Dist. 26												
	10	930	16	15	12	16	19	15	14	20	1	348
	11	805	17	12	17	18	23	16	18	13	4	284
	12	895	37	30	35	34	44	25	25	28	0	252
	13	940	30	20	28	28	30	22	24	29	0	293
	14	1,075	39	34	43	37	46	34	29	42	0	278
	15	875	16	15	13	11	13	11	13	12	1	289
	16	980	37	30	36	37	39	18	20	28	5	328
	17	840	20	16	18	24	20	18	19	21	8	228
Leg. Dist. 26		14,470	412	335	381	404	460	296	306	364	24	4,691
Leg. Dist. 27												
	1	1,145	13	13	15	18	18	17	17	17	1	343
	2	1,280	22	16	25	20	23	19	17	18	2	446
	3	1,030	11	14	9	14	21	22	31	32	0	293
	4	1,325	16	15	16	17	29	21	24	23	4	382
	5	1,345	13	15	20	13	13	10	22	15	0	392
	6	1,175	5	6	10	6	9	6	6	9	0	481
	7	1,180	19	14	23	21	27	26	22	28	5	388
	8	1,875	12	12	20	11	14	9	8	15	15	744
	9	1,375	8	8	8	14	16	17	19	24	4	421
	10	1,150	16	15	20	19	24	21	32	28	1	332
	11	1,220	15	14	19	19	19	18	16	16	6	409
	12	1,000	7	10	15	8	9	10	8	13	4	383
	13	1,165	7	8	10	6	9	8	6	13	1	388
	14	915	6	5	8	4	5	4	9	5	1	350
	15	985	8	7	10	6	7	1	1	6	0	375

MEMBER OF CITY COUNCIL
AT LARGE
(VOTE FOR 5)
DETAIL
PART 2 OF 2

LEGISLATIVE DISTRICT OR TOWN	ELECTION DISTRICT	TOTAL VOTES	CAROLEE A. CONKLIN	JACKIE ORTIZ	LORETTA C. SCOTT	MATT HAAG	DANA K. MILLER	ANDREW P. LANGDON	DAVID R. ATIAS	DOROTHY A. PAIGE	SCATTER	BLANK AND VOID
			IND	IND	IND	IND	IND	GRN	GRN	GRN		
Leg. Dist. 27												
	16	1,105	5	5	7	11	12	12	11	13	1	362
	17	1,280	10	7	10	8	12	8	9	10	4	506
	18	1,015	22	12	17	15	22	12	14	18	0	344
	19	1,270	7	12	12	6	10	9	13	14	1	420
	20	760	1	3	3	2	3	0	2	6	2	347
	21	640	3	3	4	3	9	5	5	9	1	217
	22	730	10	7	10	10	12	9	11	14	0	273
	23	770	3	4	3	0	1	3	6	8	1	276
	25	460	8	7	10	10	10	6	5	11	0	158
	26	565	10	7	13	10	18	7	9	9	0	180
Leg. Dist. 27		26,760	257	239	317	271	352	280	323	374	54	9,210
Leg. Dist. 28												
	1	710	12	10	9	13	9	6	10	11	0	295
	2	575	7	5	5	8	13	9	7	14	0	208
	3	430	5	5	4	3	6	3	0	6	0	166
	4	545	5	4	4	7	10	3	4	5	0	217
	5	590	6	5	8	7	8	9	7	8	1	266
	6	1,265	22	20	21	22	24	18	23	24	1	361
	7/17	1,410	21	17	25	18	24	13	12	18	0	544
	8/19	765	7	5	6	7	11	6	5	10	1	294
	9	795	19	12	16	15	17	17	19	24	2	242
	10	270	4	3	2	4	5	3	6	4	0	121
	11	500	10	7	10	6	9	4	5	7	0	178
	12	370	7	5	6	5	6	4	5	10	0	171
	13	695	11	11	10	9	14	9	8	8	0	286

MEMBER OF CITY COUNCIL
AT LARGE
(VOTE FOR 5)
DETAIL
PART 2 OF 2

LEGISLATIVE DISTRICT OR TOWN	ELECTION DISTRICT	TOTAL VOTES	CAROLEE A. CONKLIN	JACKIE ORTIZ	LORETTA C. SCOTT	MATT HAAG	DANA K. MILLER	ANDREW P. LANGDON	DAVID R. ATIAS	DOROTHY A. PAIGE	SCATTER	BLANK AND VOID
			IND	IND	IND	IND	IND	GRN	GRN	GRN		
Leg. Dist. 28												
	14	615	6	6	10	9	11	5	5	8	0	253
	15	285	3	3	4	3	4	5	4	4	0	119
	16	735	7	6	9	8	12	17	16	24	0	257
	18	630	7	4	6	7	8	6	8	14	0	228
	20	1,085	25	19	26	25	30	16	21	21	0	310
	21	1,115	34	24	30	28	36	10	11	15	0	394
	22	465	4	2	6	1	5	5	3	4	0	186
Leg. Dist. 28		13,850	222	173	217	205	262	168	179	239	5	5,096
Leg. Dist. 29												
	1/2	335	2	1	0	1	2	3	6	8	0	90
	3/8	200	1	1	3	1	2	1	1	2	0	71
	5	750	14	9	9	7	10	9	9	11	1	250
	6	550	4	2	5	4	8	10	9	8	0	219
	7	675	21	16	17	21	20	10	13	16	0	210
	9	1,240	11	8	16	8	15	14	14	22	0	495
	10	1,155	12	7	17	13	14	13	11	15	0	372
	11	735	11	12	16	12	17	8	8	7	0	245
	12	890	13	11	17	12	12	12	13	15	1	288
	13	640	3	4	5	4	8	1	4	4	0	303
	14	255	0	0	1	3	5	6	5	6	0	96
	15	675	3	6	3	5	7	7	2	8	0	298
	16	315	1	1	1	1	2	2	2	3	0	139
	17	625	15	10	12	9	13	8	11	12	0	194
	18/27	920	40	28	36	36	44	15	18	20	0	239
	19	500	1	3	1	3	1	5	8	7	0	175

MEMBER OF CITY COUNCIL
AT LARGE
(VOTE FOR 5)
DETAIL
PART 2 OF 2

LEGISLATIVE DISTRICT OR TOWN	ELECTION DISTRICT	TOTAL VOTES	CAROLEE A. CONKLIN	JACKIE ORTIZ	LORETTA C. SCOTT	MATT HAAG	DANA K. MILLER	ANDREW P. LANGDON	DAVID R. ATIAS	DOROTHY A. PAIGE	SCATTER	BLANK AND VOID
			IND	IND	IND	IND	IND	GRN	GRN	GRN		
Leg. Dist. 29	20	1,085	10	5	10	7	11	15	18	21	0	399
	21	860	21	14	24	20	24	11	11	14	0	291
	22	675	3	3	3	3	3	3	1	3	4	302
	23	760	3	2	3	5	4	2	2	6	7	243
	24	945	14	11	17	13	19	12	15	17	1	364
	25/28	1,155	22	13	20	13	16	17	14	17	0	409
	26	375	6	3	7	4	3	3	5	5	0	150
Leg. Dist. 29		16,315	231	170	243	205	260	187	200	247	14	5,842
GRAND TOTAL:		172,675	2,891	2,326	2,926	2,938	3,368	2,936	3,128	3,570	268	55,684

COMMISSIONER OF SCHOOLS
CITY OF ROCHESTER
(VOTE FOR 3)
SUMMARY
PART 1 OF 2

LEGISLATIVE DISTRICT OR TOWN	TOTAL VOTES	CYNTHIA A. ELLIOTT	VAN WHITE	JOSE A. CRUZ	MIA C. HODGINS	CANDICE A. LUCAS	VAN WHITE	JOSE A. CRUZ
		DEM	DEM	DEM	REP	WOR	WOR	WOR
Leg. Dist. 07	1,497	183	171	172	149	36	13	16
Leg. Dist. 16	537	81	95	77	21	26	18	10
Leg. Dist. 21	13,026	1,905	2,253	1,833	733	577	256	227
Leg. Dist. 22	8,721	1,513	1,908	1,360	165	213	84	79
Leg. Dist. 23	16,005	1,938	2,246	2,191	1,242	821	334	301
Leg. Dist. 24	9,297	1,112	1,330	1,298	544	625	227	241
Leg. Dist. 25	11,685	1,918	2,299	1,606	331	337	121	108
Leg. Dist. 26	8,682	1,056	1,205	993	688	292	160	176
Leg. Dist. 27	16,056	2,740	3,325	2,226	496	675	247	196
Leg. Dist. 28	8,310	1,203	1,476	1,146	377	268	148	111
Leg. Dist. 29	9,789	1,541	1,807	1,440	350	311	150	161
GRAND TOTAL:	<u><u>103,605</u></u>	<u><u>15,190</u></u>	<u><u>18,115</u></u>	<u><u>14,342</u></u>	<u><u>5,096</u></u>	<u><u>4,181</u></u>	<u><u>1,758</u></u>	<u><u>1,626</u></u>

COMMISSIONER OF SCHOOLS
CITY OF ROCHESTER
(VOTE FOR 3)
SUMMARY
PART 2 OF 2

LEGISLATIVE DISTRICT OR TOWN	TOTAL VOTES	CANDICE A. LUCAS	VAN WHITE	JOSE A. CRUZ	LORI F. THOMAS	HOWARD J. EAGLE	RONALD HALL	SCATTER	BLANK AND VOID
		IND	IND	IND	GRN	FRE	FRE		
Leg. Dist. 07	1,497	59	59	58	48	31	36	0	466
Leg. Dist. 16	537	14	13	17	5	10	8	0	142
Leg. Dist. 21	13,026	399	296	302	426	299	242	10	3,268
Leg. Dist. 22	8,721	86	70	75	83	118	77	3	2,887
Leg. Dist. 23	16,005	721	464	483	684	370	306	19	3,885
Leg. Dist. 24	9,297	429	242	232	500	238	181	20	2,078
Leg. Dist. 25	11,685	194	130	115	246	218	133	10	3,919
Leg. Dist. 26	8,682	314	259	298	256	216	227	10	2,532
Leg. Dist. 27	16,056	311	203	187	287	326	197	13	4,627
Leg. Dist. 28	8,310	179	153	163	168	175	125	6	2,612
Leg. Dist. 29	9,789	192	142	153	193	193	148	6	3,002
GRAND TOTAL:	<u>103,605</u>	<u>2,898</u>	<u>2,031</u>	<u>2,083</u>	<u>2,896</u>	<u>2,194</u>	<u>1,680</u>	<u>97</u>	<u>29,418</u>

COMMISSIONER OF SCHOOLS
CITY OF ROCHESTER
(VOTE FOR 3)
DETAIL
PART 1 OF 2

LEGISLATIVE DISTRICT OR TOWN	ELECTION DISTRICT	TOTAL VOTES	CYNTHIA A. ELLIOTT	VAN WHITE	JOSE A. CRUZ	MIA C. HODGINS	CANDICE A. LUCAS	VAN WHITE	JOSE A. CRUZ
			DEM	DEM	DEM	REP	WOR	WOR	WOR
Leg. Dist. 07									
	1	933	108	96	102	101	24	7	5
	2	564	75	75	70	48	12	6	11
Leg. Dist. 07		1,497	183	171	172	149	36	13	16
Leg. Dist. 16									
	1/29-4	537	81	95	77	21	26	18	10
Leg. Dist. 16		537	81	95	77	21	26	18	10
Leg. Dist. 21									
	1	600	76	85	83	40	37	21	17
	2	525	82	88	88	50	25	6	9
	3	345	50	58	46	16	15	6	4
	4	333	52	68	44	10	14	3	5
	5	360	39	52	47	30	23	5	6
	6	507	74	75	69	18	12	5	3
	7	930	137	152	122	71	49	12	16
	8	261	33	34	35	22	14	11	4
	9	522	64	68	70	36	24	8	8
	10	816	95	124	123	68	36	13	10
	11	543	93	121	88	7	14	15	11
	12	984	131	150	135	66	61	22	20
	13	336	47	58	50	17	13	8	7
	14	222	31	37	32	17	5	2	4
	15	750	126	141	118	23	33	24	18
	16	213	29	41	35	9	10	4	2
	17	486	72	88	65	29	17	12	12
	18	426	71	94	65	15	19	6	5
	19	294	51	61	40	6	15	8	5
	20	261	37	41	42	25	9	9	9
	21	405	75	80	60	16	14	6	8
	22	555	102	113	77	14	18	9	4
	23	495	69	88	57	32	13	8	9
	24	780	98	106	104	62	41	19	21
	25	552	97	130	75	17	22	4	1
	26	201	38	40	33	8	7	2	4
	27	324	36	60	30	9	17	8	5
Leg. Dist. 21		13,026	1,905	2,253	1,833	733	577	256	227
Leg. Dist. 22									
	1	561	97	126	81	8	23	4	8
	2	213	43	47	28	0	3	1	2
	3	336	45	56	65	8	7	5	2
	4	138	30	28	24	4	4	3	2
	5	303	55	77	48	2	6	1	0
	6	354	60	76	53	2	5	3	4
	7	180	32	38	22	0	3	0	1

COMMISSIONER OF SCHOOLS
CITY OF ROCHESTER
(VOTE FOR 3)
DETAIL
PART 1 OF 2

LEGISLATIVE DISTRICT OR TOWN	ELECTION DISTRICT	TOTAL VOTES	CYNTHIA A. ELLIOTT	VAN WHITE	JOSE A. CRUZ	MIA C. HODGINS	CANDICE A. LUCAS	VAN WHITE	JOSE A. CRUZ
			DEM	DEM	DEM	REP	WOR	WOR	WOR
Leg. Dist. 22									
	8	384	69	93	67	9	11	4	5
	9	276	34	64	42	7	8	1	0
	10	336	76	81	64	2	2	0	0
	11	402	69	77	57	5	17	5	6
	12	309	50	73	44	1	6	3	1
	13	180	29	42	24	3	2	1	2
	14	405	76	84	63	8	12	6	7
	15	474	92	117	76	7	12	5	7
	16	177	29	41	30	0	4	2	2
	17	141	22	33	21	2	3	1	0
	18	231	33	42	37	1	1	0	2
	19	267	45	60	38	5	7	1	0
	20	465	90	118	76	7	5	6	5
	21	243	45	40	37	5	8	7	2
	22	399	62	103	54	8	9	1	1
	23	333	61	77	56	1	1	1	1
	24	144	30	31	25	1	4	3	0
	25	741	111	129	108	38	23	15	14
	26/25-19	300	38	41	43	26	16	4	4
	27	429	90	114	77	5	11	1	1
Leg. Dist. 22		8,721	1,513	1,908	1,360	165	213	84	79
Leg. Dist. 23									
	1	300	42	44	41	19	21	8	7
	2	414	63	67	55	25	18	9	4
	3/24-20	423	50	58	51	39	13	7	9
	4	921	111	128	130	77	54	23	19
	5	204	23	21	18	13	7	8	8
	6	369	42	59	59	30	18	6	5
	7	486	64	69	66	23	28	19	11
	8	507	59	82	76	39	22	11	11
	9	387	41	54	53	40	19	3	7
	10	414	61	66	61	33	12	6	6
	11	564	57	87	76	49	38	13	12
	12	780	99	126	118	64	43	10	8
	13	522	58	60	67	42	34	9	8
	14	402	57	63	69	27	12	10	9
	15	270	42	46	42	17	9	4	3
	16	327	39	45	50	30	15	10	5
	17	864	109	129	107	58	33	24	19
	18	1,188	158	167	165	96	58	25	20
	19	675	81	95	95	49	26	14	15
	20	741	81	106	94	44	53	8	9
	21	594	72	77	81	53	36	16	14
	22	579	52	64	67	46	51	12	14

COMMISSIONER OF SCHOOLS
CITY OF ROCHESTER
(VOTE FOR 3)
DETAIL
PART 1 OF 2

LEGISLATIVE DISTRICT OR TOWN	ELECTION DISTRICT	TOTAL VOTES	CYNTHIA A. ELLIOTT	VAN WHITE	JOSE A. CRUZ	MIA C. HODGINS	CANDICE A. LUCAS	VAN WHITE	JOSE A. CRUZ
			DEM	DEM	DEM	REP	WOR	WOR	WOR
Leg. Dist. 23									
	23/29	372	49	55	53	17	14	8	7
	24	606	70	80	77	51	27	9	12
	25	1,017	115	139	149	95	51	22	16
	26	1,134	133	133	148	99	70	21	22
	27	510	58	60	61	39	26	12	12
	28/25-28	435	52	66	62	28	13	7	9
Leg. Dist. 23		16,005	1,938	2,246	2,191	1,242	821	334	301
Leg. Dist. 24									
	1	822	73	113	109	47	90	23	25
	2/22	564	64	84	86	30	45	9	10
	3/23	657	63	77	81	33	82	19	22
	4	786	96	103	106	50	44	19	17
	5/24	627	76	89	94	44	33	13	16
	6	396	47	49	52	24	23	14	12
	7	393	57	66	60	16	13	11	12
	8	459	58	73	73	38	28	9	7
	9	384	51	56	56	33	12	9	6
	10	693	70	103	101	37	61	21	22
	11	270	34	47	34	19	9	5	2
	12	132	29	22	19	2	3	0	1
	13	678	89	100	87	30	50	19	23
	14	621	64	88	86	28	47	20	25
	15/21	552	74	82	80	22	25	9	11
	16	621	83	85	89	45	37	13	12
	17	219	27	29	24	15	3	3	4
	18	375	54	61	59	27	15	7	12
	19/25-23	48	3	3	2	4	5	4	2
Leg. Dist. 24		9,297	1,112	1,330	1,298	544	625	227	241
Leg. Dist. 25									
	1	750	120	145	117	43	30	9	10
	2	597	99	132	85	14	15	5	2
	3	909	178	184	128	13	26	5	3
	4/24	396	56	65	57	30	14	4	4
	5	636	93	118	96	23	14	6	5
	6	309	35	46	43	13	10	4	5
	7	726	141	171	98	4	8	5	4
	8	720	137	175	105	8	16	3	4
	9	309	52	70	42	2	2	3	0
	10	552	97	131	83	11	16	5	1
	11	318	64	67	44	2	7	2	0
	12	498	53	73	66	35	28	7	12
	13	504	86	115	64	6	10	3	1
	14	204	26	28	25	6	11	4	4

COMMISSIONER OF SCHOOLS
CITY OF ROCHESTER
(VOTE FOR 3)
DETAIL
PART 1 OF 2

LEGISLATIVE DISTRICT OR TOWN	ELECTION DISTRICT	TOTAL VOTES	CYNTHIA A. ELLIOTT	VAN WHITE	JOSE A. CRUZ	MIA C. HODGINS	CANDICE A. LUCAS	VAN WHITE	JOSE A. CRUZ
			DEM	DEM	DEM	REP	WOR	WOR	WOR
Leg. Dist. 25									
	15	462	90	90	57	5	17	5	5
	16	495	74	101	60	11	11	6	7
	17	432	68	88	42	2	6	2	1
	18	627	113	128	76	12	15	4	0
	20/25	792	113	128	113	27	21	10	12
	21	246	42	45	29	5	7	2	5
	22	453	73	81	71	22	17	10	8
	26/27	336	56	55	45	12	12	8	4
	29/30	414	52	63	60	25	24	9	11
Leg. Dist. 25		11,685	1,918	2,299	1,606	331	337	121	108
Leg. Dist. 26									
	1	915	101	122	102	75	33	16	25
	2	336	39	47	41	28	9	8	9
	3	219	31	33	30	10	3	4	5
	4	495	57	58	49	43	12	8	12
	5	378	57	63	54	24	15	7	8
	6	339	52	64	49	12	8	3	0
	7	492	69	74	59	35	10	7	10
	8	531	75	89	60	18	13	5	5
	9	573	58	78	54	67	21	9	15
	10	558	71	96	67	40	19	8	12
	11	483	58	64	56	40	17	10	10
	12	537	60	56	58	58	22	13	6
	13	564	56	61	56	54	22	17	16
	14	645	77	76	75	68	31	11	12
	15	525	73	89	63	39	23	13	9
	16	588	61	71	58	51	12	7	10
	17	504	61	64	62	26	22	14	12
Leg. Dist. 26		8,682	1,056	1,205	993	688	292	160	176
Leg. Dist. 27									
	1	687	128	149	98	20	23	11	4
	2	768	123	163	100	31	37	13	11
	3	618	97	103	85	19	41	13	16
	4	795	133	159	108	41	37	7	12
	5	807	138	162	109	25	56	17	16
	6	705	121	149	93	18	21	9	8
	7	708	101	131	88	32	22	10	10
	8	1,125	204	236	162	6	21	17	10
	9	825	128	173	117	35	56	10	12
	10	690	104	121	92	36	35	13	11
	11	732	110	151	97	33	41	8	4
	12	600	101	130	78	13	22	8	8
	13	699	140	154	113	12	25	8	5

COMMISSIONER OF SCHOOLS
CITY OF ROCHESTER
(VOTE FOR 3)
DETAIL
PART 1 OF 2

LEGISLATIVE DISTRICT OR TOWN	ELECTION DISTRICT	TOTAL VOTES	CYNTHIA A. ELLIOTT	VAN WHITE	JOSE A. CRUZ	MIA C. HODGINS	CANDICE A. LUCAS	VAN WHITE	JOSE A. CRUZ
			DEM	DEM	DEM	REP	WOR	WOR	WOR
Leg. Dist. 27									
	14	549	97	121	81	10	20	10	3
	15	591	113	134	80	18	30	8	4
	16	663	130	149	96	18	35	7	8
	17	768	142	171	104	17	20	7	6
	18	609	91	113	85	26	27	17	11
	19	762	136	170	110	22	31	12	7
	20	456	81	109	49	0	8	5	2
	21	384	69	82	59	9	10	5	5
	22	438	63	82	58	17	19	12	8
	23	462	94	106	73	6	13	3	4
	25	276	47	46	40	17	8	7	5
	26	339	49	61	51	15	17	10	6
		16,056	2,740	3,325	2,226	496	675	247	196
Leg. Dist. 27									
Leg. Dist. 28									
	1	426	68	82	53	20	8	5	4
	2	345	50	64	46	15	14	9	6
	3	258	53	56	42	7	7	4	2
	4	327	52	59	49	9	4	4	4
	5	354	44	58	49	15	13	6	4
	6	759	101	115	92	47	36	9	11
	7/17	846	132	146	128	40	28	14	8
	8/19	459	78	94	68	13	11	4	6
	9	477	65	74	62	33	29	16	11
	10	162	18	30	17	10	5	4	4
	11	300	39	55	42	20	8	6	5
	12	222	32	44	28	6	4	5	3
	13	417	58	86	58	15	10	6	3
	14	369	51	66	50	16	4	4	2
	15	171	29	29	17	5	4	5	2
	16	441	51	73	61	23	15	5	3
	18	378	58	75	51	10	14	9	7
	20	651	97	119	93	30	18	14	15
	21	669	85	96	94	33	25	13	9
	22	279	42	55	46	10	11	6	2
		8,310	1,203	1,476	1,146	377	268	148	111
Leg. Dist. 28									
Leg. Dist. 29									
	1/2	201	39	47	34	1	7	3	4
	3/8	120	20	21	21	5	6	1	1
	5	450	70	89	75	25	19	6	5
	6	330	45	58	37	10	3	4	8
	7	405	52	56	50	25	14	4	9
	9	744	102	135	110	28	21	15	14
	10	693	131	143	109	20	28	13	8

COMMISSIONER OF SCHOOLS
CITY OF ROCHESTER
(VOTE FOR 3)
DETAIL
PART 1 OF 2

LEGISLATIVE DISTRICT OR TOWN	ELECTION DISTRICT	TOTAL VOTES	CYNTHIA A. ELLIOTT	VAN WHITE	JOSE A. CRUZ	MIA C. HODGINS	CANDICE A. LUCAS	VAN WHITE	JOSE A. CRUZ
			DEM	DEM	DEM	REP	WOR	WOR	WOR
Leg. Dist. 29	11	441	68	73	78	21	12	10	7
	12	534	94	101	86	22	18	11	10
	13	384	58	79	47	6	9	3	6
	14	153	26	20	18	8	7	2	5
	15	405	65	80	58	9	11	4	4
	16	189	30	43	29	0	5	2	1
	17	375	52	64	55	25	19	8	7
	18/27	552	62	63	58	38	41	23	21
	19	300	56	64	45	7	8	5	5
	20	651	107	129	89	14	16	9	10
	21	516	70	90	69	23	27	9	9
	22	405	73	71	71	3	1	1	1
	23	456	95	88	91	7	6	4	3
	24	567	88	118	73	21	13	7	8
	25/28	693	106	128	111	24	16	5	12
	26	225	32	47	26	8	4	1	3
Leg. Dist. 29		9,789	1,541	1,807	1,440	350	311	150	161
GRAND TOTAL:		103,605	15,190	18,115	14,342	5,096	4,181	1,758	1,626

COMMISSIONER OF SCHOOLS
CITY OF ROCHESTER
(VOTE FOR 3)
DETAIL
PART 2 OF 2

LEGISLATIVE DISTRICT OR TOWN	ELECTION DISTRICT	TOTAL VOTES	CANDICE A. LUCAS	VAN WHITE	JOSE A. CRUZ	LORI F. THOMAS	HOWARD J. EAGLE	RONALD HALL	SCATTER	BLANK AND VOID
			IND	IND	IND	GRN	FRE	FRE		
Leg. Dist. 07										
	1	933	41	44	44	31	20	22	0	288
	2	564	18	15	14	17	11	14	0	178
Leg. Dist. 07		1,497	59	59	58	48	31	36	0	466
Leg. Dist. 16										
	1/29-4	537	14	13	17	5	10	8	0	142
Leg. Dist. 16		537	14	13	17	5	10	8	0	142
Leg. Dist. 21										
	1	600	30	15	19	37	20	16	1	103
	2	525	17	11	12	21	13	8	0	95
	3	345	12	7	8	8	12	7	5	91
	4	333	5	3	2	5	7	3	0	112
	5	360	12	12	12	18	15	9	0	80
	6	507	4	10	10	17	9	10	0	191
	7	930	36	22	23	32	16	19	0	223
	8	261	10	7	6	7	8	4	1	65
	9	522	25	21	20	17	17	14	0	130
	10	816	42	30	24	26	17	9	2	197
	11	543	13	7	9	8	4	3	0	150
	12	984	32	33	32	50	21	22	0	209
	13	336	10	11	8	26	7	10	0	64
	14	222	2	5	6	6	8	7	0	60
	15	750	17	13	12	25	18	12	0	170
	16	213	8	4	3	7	1	0	0	60
	17	486	12	8	11	18	8	11	0	123
	18	426	10	5	5	8	12	6	0	105
	19	294	3	2	3	2	5	3	0	90
	20	261	11	9	10	3	2	8	0	46
	21	405	12	5	4	8	6	8	0	103
	22	555	9	8	8	9	14	6	0	164
	23	495	17	12	15	16	22	15	0	122
	24	780	33	23	25	28	14	14	1	191
	25	552	11	6	4	10	14	11	0	150
	26	201	3	3	6	7	4	5	0	41
	27	324	3	4	5	7	5	2	0	133
Leg. Dist. 21		13,026	399	296	302	426	299	242	10	3,268
Leg. Dist. 22										
	1	561	4	4	3	1	7	3	0	192
	2	213	2	1	3	1	2	2	0	78
	3	336	2	1	2	3	2	3	0	135
	4	138	0	1	1	2	1	1	0	37
	5	303	2	0	1	2	3	0	0	106
	6	354	0	1	0	0	3	0	0	147
	7	180	2	0	1	0	1	0	0	80

COMMISSIONER OF SCHOOLS
CITY OF ROCHESTER
(VOTE FOR 3)
DETAIL
PART 2 OF 2

LEGISLATIVE DISTRICT OR TOWN	ELECTION DISTRICT	TOTAL VOTES	CANDICE A. LUCAS	VAN WHITE	JOSE A. CRUZ	LORI F. THOMAS	HOWARD J. EAGLE	RONALD HALL	SCATTER	BLANK AND VOID
			IND	IND	IND	GRN	FRE	FRE		
Leg. Dist. 22										
	8	384	7	2	2	11	4	5	0	95
	9	276	0	2	1	0	2	0	0	115
	10	336	1	0	0	0	5	1	0	104
	11	402	4	2	3	9	10	6	0	132
	12	309	2	2	3	2	0	3	0	119
	13	180	0	0	0	1	3	1	1	71
	14	405	2	4	4	1	5	6	0	127
	15	474	4	2	2	3	10	6	0	131
	16	177	3	2	3	2	0	0	0	59
	17	141	2	4	2	0	2	0	0	49
	18	231	0	0	2	0	2	2	0	109
	19	267	1	2	2	5	2	2	0	97
	20	465	3	2	1	0	8	1	0	143
	21	243	0	1	0	0	1	1	0	96
	22	399	1	1	2	1	10	6	0	140
	23	333	1	0	3	1	3	2	1	124
	24	144	1	0	0	2	3	2	0	42
	25	741	21	22	17	20	18	16	0	189
	26/25-19	300	18	12	13	6	5	5	1	68
	27	429	3	2	4	10	6	3	0	102
Leg. Dist. 22		8,721	86	70	75	83	118	77	3	2,887
Leg. Dist. 23										
	1	300	8	5	7	12	5	4	0	77
	2	414	7	7	10	24	15	11	0	99
	3/24-20	423	15	15	14	34	15	10	3	90
	4	921	40	30	37	32	22	13	1	204
	5	204	8	9	6	12	8	7	2	54
	6	369	15	14	19	18	9	8	1	66
	7	486	16	8	13	23	20	12	0	114
	8	507	18	10	13	28	10	10	0	118
	9	387	20	10	14	23	9	7	0	87
	10	414	14	8	11	13	14	9	0	100
	11	564	25	18	14	26	6	4	0	139
	12	780	37	20	20	16	17	11	0	191
	13	522	24	14	16	13	9	5	0	163
	14	402	17	18	16	24	3	6	0	71
	15	270	13	4	5	12	6	5	1	61
	16	327	19	10	12	15	6	8	0	63
	17	864	22	21	18	37	22	21	0	244
	18	1,188	55	36	42	50	29	31	0	256
	19	675	31	18	17	16	14	13	2	189
	20	741	34	22	22	51	14	13	1	189
	21	594	32	9	14	33	17	14	0	126
	22	579	43	19	18	18	14	8	2	151

COMMISSIONER OF SCHOOLS
CITY OF ROCHESTER
(VOTE FOR 3)
DETAIL
PART 2 OF 2

LEGISLATIVE DISTRICT OR TOWN	ELECTION DISTRICT	TOTAL VOTES	CANDICE A. LUCAS	VAN WHITE	JOSE A. CRUZ	LORI F. THOMAS	HOWARD J. EAGLE	RONALD HALL	SCATTER	BLANK AND VOID
			IND	IND	IND	GRN	FRE	FRE		
Leg. Dist. 23										
	23/29	372	16	12	9	17	11	9	3	92
	24	606	25	21	20	17	11	10	0	176
	25	1,017	52	31	29	24	18	21	2	253
	26	1,134	74	39	36	48	23	18	0	270
	27	510	27	26	21	27	9	11	0	121
	28/25-28	435	14	10	10	21	14	7	1	121
Leg. Dist. 23		16,005	721	464	483	684	370	306	19	3,885
Leg. Dist. 24										
	1	822	62	18	17	45	16	14	4	166
	2/22	564	28	13	12	32	12	9	2	128
	3/23	657	49	19	21	25	11	8	0	147
	4	786	27	14	14	51	31	33	1	180
	5/24	627	37	18	17	17	12	9	0	152
	6	396	21	19	21	21	6	10	0	77
	7	393	11	8	9	19	10	5	0	96
	8	459	12	9	9	26	10	10	0	97
	9	384	13	15	13	15	17	15	1	72
	10	693	35	11	12	48	23	15	0	134
	11	270	12	13	12	4	8	2	0	69
	12	132	1	1	0	3	0	0	0	51
	13	678	33	19	14	51	12	10	6	135
	14	621	26	21	17	36	20	13	5	125
	15/21	552	16	12	16	45	19	9	0	132
	16	621	30	15	14	36	14	7	1	140
	17	219	3	6	5	4	4	2	0	90
	18	375	11	7	7	18	11	9	0	77
	19/25-23	48	2	4	2	4	2	1	0	10
Leg. Dist. 24		9,297	429	242	232	500	238	181	20	2,078
Leg. Dist. 25										
	1	750	24	12	17	21	17	13	6	166
	2	597	9	2	7	10	7	4	1	205
	3	909	12	9	4	6	19	7	0	315
	4/24	396	4	7	4	11	5	5	0	130
	5	636	17	4	4	10	7	3	0	236
	6	309	9	11	10	15	4	7	0	97
	7	726	5	6	3	6	11	2	0	262
	8	720	4	0	0	7	13	7	0	241
	9	309	2	1	0	0	3	0	0	132
	10	552	6	3	4	0	8	6	0	181
	11	318	2	0	0	0	2	1	0	127
	12	498	20	15	13	37	14	10	0	115
	13	504	4	4	2	7	7	4	1	190
	14	204	7	7	6	14	4	3	0	59
	15	462	3	3	2	3	6	1	0	175

COMMISSIONER OF SCHOOLS
CITY OF ROCHESTER
(VOTE FOR 3)
DETAIL
PART 2 OF 2

LEGISLATIVE DISTRICT OR TOWN	ELECTION DISTRICT	TOTAL VOTES	CANDICE A. LUCAS	VAN WHITE	JOSE A. CRUZ	LORI F. THOMAS	HOWARD J. EAGLE	RONALD HALL	SCATTER	BLANK AND VOID
			IND	IND	IND	GRN	FRE	FRE		
Leg. Dist. 25										
	16	495	4	8	5	7	15	11	0	175
	17	432	3	3	2	4	9	1	0	201
	18	627	6	3	4	6	11	8	0	241
	20/25	792	16	14	11	22	21	14	1	269
	21	246	1	0	1	7	5	4	0	93
	22	453	10	5	6	18	12	7	0	113
	26/27	336	5	4	4	14	7	6	0	104
	29/30	414	21	9	6	21	11	9	1	92
		11,685	194	130	115	246	218	133	10	3,919
Leg. Dist. 26										
	1	915	39	33	32	25	26	24	0	262
	2	336	12	11	12	11	11	15	0	83
	3	219	4	6	9	4	6	7	0	67
	4	495	22	20	22	19	9	13	0	151
	5	378	9	6	10	14	14	10	0	87
	6	339	6	6	10	5	6	4	0	114
	7	492	10	18	16	10	12	11	0	151
	8	531	11	10	11	5	10	17	0	202
	9	573	18	19	24	14	18	12	0	166
	10	558	18	10	11	13	10	11	0	172
	11	483	17	12	15	15	10	11	0	148
	12	537	24	26	23	23	17	15	0	136
	13	564	27	18	24	18	13	12	0	170
	14	645	28	22	27	28	24	24	0	142
	15	525	13	4	7	12	10	7	4	159
	16	588	36	26	30	18	13	18	3	174
	17	504	20	12	15	22	7	16	3	148
		8,682	314	259	298	256	216	227	10	2,532
Leg. Dist. 27										
	1	687	19	10	10	19	10	9	0	177
	2	768	13	10	11	15	19	12	2	208
	3	618	13	11	9	26	19	11	1	154
	4	795	22	14	10	18	28	16	1	189
	5	807	18	10	8	15	23	13	1	196
	6	705	8	10	5	5	7	6	0	245
	7	708	19	13	15	31	18	9	1	208
	8	1,125	19	12	13	6	24	11	5	379
	9	825	27	4	6	19	21	9	0	208
	10	690	16	13	12	24	24	7	0	182
	11	732	15	13	13	17	13	8	0	209
	12	600	10	5	6	12	13	10	0	184
	13	699	14	8	6	9	5	6	0	194
	14	549	8	3	5	2	6	1	0	182
	15	591	7	3	4	2	8	6	0	174

COMMISSIONER OF SCHOOLS
CITY OF ROCHESTER
(VOTE FOR 3)
DETAIL
PART 2 OF 2

LEGISLATIVE DISTRICT OR TOWN	ELECTION DISTRICT	TOTAL VOTES	CANDICE A. LUCAS	VAN WHITE	JOSE A. CRUZ	LORI F. THOMAS	HOWARD J. EAGLE	RONALD HALL	SCATTER	BLANK AND VOID
			IND	IND	IND	GRN	FRE	FRE		
Leg. Dist. 27										
	16	663	9	4	3	16	5	4	0	179
	17	768	8	10	6	7	10	7	0	253
	18	609	11	13	11	9	12	9	0	174
	19	762	7	7	9	6	14	12	2	217
	20	456	6	3	4	0	8	0	0	181
	21	384	7	5	2	7	14	9	0	101
	22	438	8	8	3	5	9	8	0	138
	23	462	10	2	1	8	6	2	0	134
	25	276	7	5	6	3	1	4	0	80
	26	339	10	7	9	6	9	8	0	81
Leg. Dist. 27		16,056	311	203	187	287	326	197	13	4,627
Leg. Dist. 28										
	1	426	10	6	6	5	12	6	0	141
	2	345	5	4	6	9	6	5	0	106
	3	258	3	2	2	6	4	1	0	69
	4	327	4	5	7	1	5	5	2	117
	5	354	8	5	4	6	3	5	0	134
	6	759	30	13	19	18	25	16	0	227
	7/17	846	17	14	18	11	16	10	0	264
	8/19	459	5	6	5	9	4	8	0	148
	9	477	12	9	8	18	13	8	0	119
	10	162	5	3	3	1	1	0	0	61
	11	300	5	8	7	6	8	7	0	84
	12	222	2	3	4	4	2	0	0	85
	13	417	6	6	9	7	8	10	1	134
	14	369	9	9	8	7	6	4	0	133
	15	171	2	4	4	3	3	0	0	64
	16	441	12	4	10	16	14	12	0	142
	18	378	7	8	3	10	8	4	0	114
	20	651	16	17	19	12	16	8	0	177
	21	669	21	27	20	16	17	11	3	199
	22	279	0	0	1	3	4	5	0	94
Leg. Dist. 28		8,310	179	153	163	168	175	125	6	2,612
Leg. Dist. 29										
	1/2	201	2	2	2	5	9	4	0	42
	3/8	120	3	1	2	1	3	4	0	31
	5	450	13	7	6	7	8	5	1	114
	6	330	2	3	3	8	13	6	0	130
	7	405	12	13	12	10	14	12	0	122
	9	744	17	5	8	16	14	14	0	245
	10	693	14	10	8	15	10	10	0	174
	11	441	9	6	10	10	9	6	0	122
	12	534	7	10	8	11	11	7	0	138
	13	384	2	2	4	5	6	4	0	153

COMMISSIONER OF SCHOOLS
CITY OF ROCHESTER
(VOTE FOR 3)
DETAIL
PART 2 OF 2

LEGISLATIVE DISTRICT OR TOWN	ELECTION DISTRICT	TOTAL VOTES	CANDICE A. LUCAS	VAN WHITE	JOSE A. CRUZ	LORI F. THOMAS	HOWARD J. EAGLE	RONALD HALL	SCATTER	BLANK AND VOID
			IND	IND	IND	GRN	FRE	FRE		
Leg. Dist. 29										
	14	153	0	2	1	5	3	2	1	53
	15	405	5	1	4	2	11	8	0	143
	16	189	0	2	1	2	2	0	0	72
	17	375	9	7	10	9	6	12	0	92
	18/27	552	34	19	22	18	9	9	0	135
	19	300	7	2	2	6	3	3	0	87
	20	651	9	7	6	16	17	8	0	214
	21	516	14	11	15	16	8	7	0	148
	22	405	2	4	3	4	4	3	0	164
	23	456	2	3	4	2	9	2	4	136
	24	567	9	11	7	8	10	5	0	189
	25/28	693	16	12	12	15	9	13	0	214
	26	225	4	2	3	2	5	4	0	84
Leg. Dist. 29		9,789	192	142	153	193	193	148	6	3,002
GRAND TOTAL:		103,605	2,898	2,031	2,083	2,896	2,194	1,680	97	29,418

TOWN OF BRIGHTON
SUPERVISOR

LEGISLATIVE DISTRICT OR TOWN	ELECTION DISTRICT	TOTAL VOTES	WILLIAM W. MOEHLE	WILLIAM W. MOEHLE	WILLIAM W. MOEHLE	SCATTER	BLANK AND VOID
			DEM	WOR	IND		
Brighton							
	1	201	124	22	21	3	31
	2	112	63	4	12	3	30
	3	149	83	11	21	0	34
	4	165	123	10	16	0	16
	5	185	132	12	11	0	30
	6	200	118	14	17	1	50
	7	134	90	8	16	0	20
	8	153	94	2	22	0	35
	9	181	113	15	21	2	30
	10	172	120	7	15	3	27
	11	195	121	16	25	0	33
	12	221	172	8	17	1	23
	13	135	89	8	15	0	23
	14	75	43	13	11	0	8
	15	126	79	9	20	0	18
	16	109	52	2	15	2	38
	17	58	38	3	4	0	13
	18	142	101	6	21	1	13
	19	128	95	5	14	1	13
	20	99	66	5	12	0	16
	21	141	93	14	13	1	20
	22	142	102	9	8	1	22
	23	144	109	3	14	1	17
	24	219	125	11	21	1	61
	25	141	106	14	7	0	14
	26	111	63	9	12	7	20
	27	134	103	3	12	1	15
	28	184	132	5	21	0	26
	29	104	59	6	16	1	22
	30	317	206	16	23	1	71
	31	170	136	11	9	0	14
	32	182	130	6	21	1	24
	33	169	123	3	22	1	20
	34	148	90	9	13	0	36
	35	128	90	10	10	0	18
	36	95	59	7	8	0	21
	37	137	110	3	14	0	10
	38	166	117	9	12	0	28
	39	142	89	5	28	1	19
	40	209	151	14	17	1	26
	41	127	90	6	12	0	19
	42	68	54	2	4	0	8
	43	144	101	8	10	1	24
	44	41	25	7	1	1	7
	45	78	36	11	8	5	18
	46	101	76	2	10	0	13
GRAND TOTAL:		<u>6,682</u>	<u>4,491</u>	<u>383</u>	<u>672</u>	<u>42</u>	<u>1,094</u>

TOWN OF BRIGHTON
TOWN CLERK

LEGISLATIVE DISTRICT OR TOWN	ELECTION DISTRICT	TOTAL VOTES	DANIEL E. AMAN DEM	DANIEL E. AMAN WOR	DANIEL E. AMAN IND	SCATTER	BLANK AND VOID
Brighton							
	1	201	124	22	23	1	31
	2	112	68	5	13	0	26
	3	149	83	12	21	0	33
	4	165	116	12	18	0	19
	5	185	130	9	13	0	33
	6	200	121	14	17	1	47
	7	134	88	8	16	0	22
	8	153	92	1	19	0	41
	9	181	110	15	22	2	32
	10	172	116	6	16	3	31
	11	195	119	17	29	0	30
	12	221	166	9	18	1	27
	13	135	88	8	16	0	23
	14	75	44	11	11	0	9
	15	126	79	9	18	0	20
	16	109	50	3	16	2	38
	17	58	35	4	4	0	15
	18	142	98	10	19	1	14
	19	128	95	4	14	1	14
	20	99	59	5	11	0	24
	21	141	91	16	13	1	20
	22	142	95	9	10	0	28
	23	144	109	4	14	1	16
	24	219	122	10	18	1	68
	25	141	103	13	8	0	17
	26	111	65	9	15	1	21
	27	134	101	7	8	0	18
	28	184	130	4	20	0	30
	29	104	59	6	16	0	23
	30	317	189	18	29	1	80
	31	170	133	9	9	0	19
	32	182	132	9	21	0	20
	33	169	120	2	25	0	22
	34	148	85	10	14	1	38
	35	128	87	10	10	1	20
	36	95	57	6	10	0	22
	37	137	104	6	15	0	12
	38	166	116	8	15	0	27
	39	142	88	7	25	1	21
	40	209	147	15	18	0	29
	41	127	85	7	11	0	24
	42	68	54	2	5	0	7
	43	144	102	5	11	0	26
	44	41	24	6	1	1	9
	45	78	37	8	12	0	21
	46	101	74	2	10	0	15
GRAND TOTAL:		6,682	4,390	392	697	21	1,182

TOWN OF BRIGHTON
MEMBER OF TOWN COUNCIL
(VOTE FOR 2)

LEGISLATIVE DISTRICT OR TOWN	ELECTION DISTRICT	TOTAL VOTES	JAMES R. VOGEL	LOUISE NOVROS	JAMES R. VOGEL	LOUISE NOVROS	SCATTER	BLANK AND VOID
			DEM	DEM	IND	IND		
Brighton								
	1	402	130	125	37	35	3	72
	2	224	67	63	15	14	4	61
	3	298	85	84	25	26	0	78
	4	330	122	124	25	23	0	36
	5	370	134	131	16	16	0	73
	6	400	124	121	25	25	1	104
	7	268	93	85	16	18	0	56
	8	306	89	84	18	19	0	96
	9	362	111	110	31	31	4	75
	10	344	121	118	19	19	6	61
	11	390	134	125	31	31	0	69
	12	442	172	168	24	22	2	54
	13	270	97	89	19	19	0	46
	14	150	50	46	16	16	0	22
	15	252	82	78	23	21	0	48
	16	218	50	45	16	17	4	86
	17	116	33	35	6	5	0	37
	18	284	102	101	23	24	2	32
	19	256	94	93	16	14	3	36
	20	198	60	56	16	16	0	50
	21	282	94	94	23	21	3	47
	22	284	94	95	19	18	1	57
	23	288	106	107	15	18	1	41
	24	438	126	123	25	23	2	139
	25	282	110	108	11	12	0	41
	26	222	62	61	19	17	4	59
	27	268	103	100	12	14	0	39
	28	368	129	125	20	24	0	70
	29	208	61	56	18	19	1	53
	30	634	204	195	33	33	2	167
	31	340	140	138	12	11	0	39
	32	364	132	123	25	28	0	56
	33	338	123	111	21	25	0	58
	34	296	92	88	19	20	0	77
	35	256	88	87	15	15	1	50
	36	190	61	56	9	12	0	52
	37	274	108	103	15	16	0	32
	38	332	122	114	18	17	0	61
	39	284	89	85	32	33	2	43
	40	418	156	149	23	23	0	67
	41	254	84	80	18	16	0	56
	42	136	54	52	4	4	0	22
	43	288	102	96	13	12	0	65
	44	82	23	22	7	6	2	22
	45	156	38	36	17	15	1	49
	46	202	75	68	12	13	0	34
GRAND TOTAL:		<u>13,364</u>	<u>4,526</u>	<u>4,353</u>	<u>872</u>	<u>876</u>	<u>49</u>	<u>2,688</u>

TOWN OF CHILI
SUPERVISOR

LEGISLATIVE DISTRICT OR TOWN	ELECTION DISTRICT	TOTAL VOTES	DAVID J. DUNNING REP	DAVID J. DUNNING CON	DAVID J. DUNNING IND	SCATTER	BLANK AND VOID
Chili							
	1	131	78	20	12	1	20
	2	230	115	44	32	2	37
	3	183	91	27	22	6	37
	4	98	43	25	15	1	14
	5	132	77	22	10	0	23
	6	150	80	23	18	1	28
	7	68	34	11	10	0	13
	8	159	83	38	13	1	24
	9	151	80	24	23	0	24
	10	109	53	22	17	0	17
	11	144	72	22	19	1	30
	12	125	70	23	17	1	14
	13	203	110	33	31	2	27
	14	160	90	35	21	1	13
	15	130	72	16	19	0	23
	16	252	134	46	24	1	47
	17	375	209	69	38	0	59
	18	126	62	18	12	4	30
	19	155	88	18	21	2	26
	20	186	93	34	26	1	32
	21	127	68	22	15	0	22
	22	107	48	14	22	0	23
	23	109	57	21	12	0	19
	24	210	107	41	30	0	32
	25	93	41	16	13	0	23
	26	166	86	35	14	2	29
	27	138	55	25	20	2	36
	28	107	56	17	13	0	21
	29	107	56	14	15	2	20
	30	56	20	19	6	0	11
	31	136	77	14	17	2	26
	32	151	80	22	21	0	28
GRAND TOTAL:		4,774	2,485	830	598	33	828

TOWN OF CHILI
TOWN CLERK

LEGISLATIVE DISTRICT OR TOWN	ELECTION DISTRICT	TOTAL VOTES	VIRGINIA L. IGNATOWSKI	VIRGINIA L. IGNATOWSKI	VIRGINIA L. IGNATOWSKI	SCATTER	BLANK AND VOID
			REP	CON	IND		
Chili							
	1	131	79	20	13	1	18
	2	230	122	45	32	1	30
	3	183	94	23	31	2	33
	4	98	42	28	14	1	13
	5	132	75	22	13	0	22
	6	150	84	22	19	0	25
	7	68	34	12	10	1	11
	8	159	85	36	16	0	22
	9	151	78	26	25	0	22
	10	109	54	21	17	0	17
	11	144	71	27	18	0	28
	12	125	69	23	18	0	15
	13	203	108	39	32	0	24
	14	160	92	38	21	0	9
	15	130	77	16	19	0	18
	16	252	135	46	25	1	45
	17	375	214	62	41	0	58
	18	126	60	14	14	2	36
	19	155	92	17	22	1	23
	20	186	92	33	27	1	33
	21	127	68	21	17	1	20
	22	107	44	12	26	0	25
	23	109	56	23	14	0	16
	24	210	106	45	33	0	26
	25	93	38	17	17	0	21
	26	166	84	38	17	0	27
	27	138	64	24	22	1	27
	28	107	55	17	16	0	19
	29	107	57	15	16	0	19
	30	56	21	19	6	0	10
	31	136	80	14	18	0	24
	32	151	81	25	21	0	24
GRAND TOTAL:		<u>4,774</u>	<u>2,511</u>	<u>840</u>	<u>650</u>	<u>13</u>	<u>760</u>

TOWN OF CHILI
TOWN JUSTICE

LEGISLATIVE DISTRICT OR TOWN	ELECTION DISTRICT	TOTAL VOTES	RONALD G. EVANGELISTA REP	RONALD G. EVANGELISTA CON	RONALD G. EVANGELISTA WOR	RONALD G. EVANGELISTA IND	SCATTER	BLANK AND VOID
Chili	1	131	77	19	0	12	2	21
	2	230	112	48	6	26	0	38
	3	183	90	24	5	29	2	33
	4	98	42	25	1	15	1	14
	5	132	72	21	1	10	0	28
	6	150	80	21	4	19	0	26
	7	68	32	12	4	9	1	10
	8	159	83	34	4	14	1	23
	9	151	73	23	4	25	0	26
	10	109	53	21	5	13	0	17
	11	144	66	27	5	17	0	29
	12	125	68	20	5	16	0	16
	13	203	106	36	4	27	0	30
	14	160	92	36	1	19	0	12
	15	130	72	17	1	18	0	22
	16	252	132	42	4	20	1	53
	17	375	210	65	7	35	0	58
	18	126	57	16	2	15	2	34
	19	155	91	14	5	19	1	25
	20	186	87	33	5	24	1	36
	21	127	68	21	3	16	1	18
	22	107	41	12	4	25	0	25
	23	109	53	23	1	15	0	17
	24	210	103	36	15	29	0	27
	25	93	36	17	2	14	0	24
	26	166	85	38	3	15	1	24
	27	138	57	29	8	19	1	24
	28	107	53	15	2	12	0	25
	29	107	56	14	4	14	0	19
	30	56	22	19	2	5	0	8
	31	136	75	12	7	14	0	28
	32	151	82	23	4	20	0	22
GRAND TOTAL:		<u>4,774</u>	<u>2,426</u>	<u>813</u>	<u>128</u>	<u>580</u>	<u>15</u>	<u>812</u>

TOWN OF CHILI
MEMBER OF TOWN COUNCIL
(VOTE FOR 2)

LEGISLATIVE DISTRICT OR TOWN	ELECTION DISTRICT	TOTAL VOTES	TRACY A. DIFLORIO	MARY C. SPERR	TRACY A. DIFLORIO	MARY C. SPERR	TRACY A. DIFLORIO	MARY C. SPERR	SCATTER	BLANK AND VOID
			REP	REP	CON	CON	IND	IND		
Chili										
	1	262	75	74	20	21	14	13	2	43
	2	460	112	114	47	47	30	32	1	77
	3	366	92	86	23	22	27	30	5	81
	4	196	44	41	25	24	15	16	2	29
	5	264	74	74	20	17	8	9	0	62
	6	300	80	76	26	23	19	19	0	57
	7	136	30	29	15	15	10	10	2	25
	8	318	81	75	38	36	14	14	2	58
	9	302	73	74	26	27	26	26	0	50
	10	218	54	53	21	21	17	17	0	35
	11	288	65	64	27	29	21	19	0	63
	12	250	68	64	24	23	17	17	0	37
	13	406	107	100	36	39	29	31	0	64
	14	320	92	88	37	40	20	20	0	23
	15	260	71	68	15	18	17	18	0	53
	16	504	132	129	44	48	26	24	2	99
	17	750	207	208	70	68	40	38	0	119
	18	252	53	55	18	16	16	17	4	73
	19	310	89	85	15	14	23	22	2	60
	20	372	90	84	34	34	29	28	2	71
	21	254	66	66	22	20	16	17	2	45
	22	214	42	42	10	11	29	27	0	53
	23	218	53	53	22	21	14	15	0	40
	24	420	101	96	46	44	30	29	2	72
	25	186	32	33	19	17	18	16	0	51
	26	332	81	79	41	40	17	15	0	59
	27	276	55	59	31	27	23	21	3	57
	28	214	53	51	16	16	14	15	0	49
	29	214	56	55	13	14	15	15	1	45
	30	112	21	21	19	19	7	7	0	18
	31	272	76	76	14	15	18	19	0	54
	32	302	80	74	25	24	19	23	0	57
GRAND TOTAL:		<u>9,548</u>	<u>2,405</u>	<u>2,346</u>	<u>859</u>	<u>850</u>	<u>638</u>	<u>639</u>	<u>32</u>	<u>1,779</u>

TOWN OF CLARKSON
SUPERVISOR

LEGISLATIVE DISTRICT OR TOWN	ELECTION DISTRICT	TOTAL VOTES	PAUL M. KIMBALL REP	PAUL M. KIMBALL CON	PAUL M. KIMBALL IND	SCATTER	BLANK AND VOID
Clarkson	1	216	110	35	23	3	45
	2	31	18	8	1	0	4
	3	229	132	30	27	0	40
	4	230	139	31	20	1	39
	5	279	149	49	36	0	45
	6	135	66	31	5	1	32
GRAND TOTAL:		<u>1,120</u>	<u>614</u>	<u>184</u>	<u>112</u>	<u>5</u>	<u>205</u>

TOWN OF CLARKSON
TOWN JUSTICE

LEGISLATIVE DISTRICT OR TOWN	ELECTION DISTRICT	TOTAL VOTES	ROBERT S. REJEWSKI, SR.	ALLYN S. HAMMEL	ALLYN S. HAMMEL	ALLYN S. HAMMEL	SCATTER	BLANK AND VOID
			DEM	REP	CON	IND		
Clarkson								
	1	216	91	79	31	9	0	6
	2	31	7	17	7	0	0	0
	3	229	82	99	26	15	0	7
	4	230	100	87	25	10	0	8
	5	279	86	113	51	18	0	11
	6	135	53	53	25	3	0	1
GRAND TOTAL:		<u>1,120</u>	<u>419</u>	<u>448</u>	<u>165</u>	<u>55</u>	<u>0</u>	<u>33</u>

TOWN OF CLARKSON
MEMBER OF TOWN COUNCIL
(VOTE FOR 2)

LEGISLATIVE DISTRICT OR TOWN	ELECTION DISTRICT	TOTAL VOTES	ALLAN T. HOY	PATRICK M. DIDAS	ALLAN T. HOY	PATRICK M. DIDAS	ALLAN T. HOY	PATRICK M. DIDAS	SCATTER	BLANK AND VOID
			REP	REP	CON	CON	IND	IND		
Clarkson	1	432	114	114	33	35	19	18	4	95
	2	62	19	21	6	7	1	1	0	7
	3	458	129	124	33	35	29	29	0	79
	4	460	142	132	30	30	19	19	0	88
	5	558	139	136	56	59	33	33	0	102
	6	270	70	69	25	27	7	6	0	66
GRAND TOTAL:		2,240	613	596	183	193	108	106	4	437

TOWN OF CLARKSON
SUPERINTENDENT OF HIGHWAYS

LEGISLATIVE DISTRICT OR TOWN	ELECTION DISTRICT	TOTAL VOTES	ROBERT M. VISCARDI REP	ROBERT M. VISCARDI CON	ROBERT M. VISCARDI IND	SCATTER	BLANK AND VOID
Clarkson							
	1	216	123	34	19	1	39
	2	31	20	7	1	0	3
	3	229	129	31	30	0	39
	4	230	140	30	22	0	38
	5	279	146	56	35	0	42
	6	135	72	25	8	0	30
GRAND TOTAL:		<u>1,120</u>	<u>630</u>	<u>183</u>	<u>115</u>	<u>1</u>	<u>191</u>

TOWN/VILLAGE OF EAST ROCHESTER
TOWN JUSTICE

LEGISLATIVE DISTRICT OR TOWN	ELECTION DISTRICT	TOTAL VOTES	DAVID P. BONACCHI REP	DAVID P. BONACCHI CON	DAVID P. BONACCHI WOR	DAVID P. BONACCHI IND	SCATTER	BLANK AND VOID
East Rochester								
	1	184	88	17	4	12	5	58
	2	200	101	16	12	19	5	47
	3	208	115	15	2	11	8	57
	4	157	86	5	6	19	5	36
	5	128	67	13	7	15	2	24
	6	206	101	22	3	18	3	59
	7	160	83	11	10	18	5	33
GRAND TOTAL:		<u>1,243</u>	<u>641</u>	<u>99</u>	<u>44</u>	<u>112</u>	<u>33</u>	<u>314</u>

TOWN/VILLAGE OF EAST ROCHESTER
VILLAGE TRUSTEE
(VOTE FOR 2)

LEGISLATIVE DISTRICT OR TOWN	ELECTION DISTRICT	TOTAL VOTES	BRIAN D. PYFROM	DENNIS J. GRECO	TED CONNERS	AMY MONACHINO	TED CONNERS	AMY MONACHINO	AMY MONACHINO	TED CONNERS	AMY MONACHINO	SCATTER	BLANK AND VOID
			DEM	DEM	REP	REP	CON	CON	WOR	IND	IND		
East Rochester													
	1	368	55	83	80	80	19	17	1	6	4	0	23
	2	400	40	70	99	99	20	17	6	16	15	0	18
	3	416	60	90	100	96	22	19	1	8	5	0	15
	4	314	39	67	82	80	7	4	2	13	8	0	12
	5	256	41	50	57	53	17	16	1	6	7	0	8
	6	412	64	97	92	77	18	17	0	15	10	1	21
	7	320	55	76	63	58	16	13	4	12	7	0	16
GRAND TOTAL:		<u>2,486</u>	<u>354</u>	<u>533</u>	<u>573</u>	<u>543</u>	<u>119</u>	<u>103</u>	<u>15</u>	<u>76</u>	<u>56</u>	<u>1</u>	<u>113</u>

TOWN OF GATES
SUPERVISOR

LEGISLATIVE DISTRICT OR TOWN	ELECTION DISTRICT	TOTAL VOTES	MARK W. ASSINI	MARK W. ASSINI	MARK W. ASSINI	SCATTER	BLANK AND VOID
			REP	CON	IND		
Gates	1	103	42	25	11	1	24
	2	142	95	20	14	0	13
	3	107	54	15	20	0	18
	4	162	98	24	16	0	24
	5	218	142	26	28	0	22
	6	140	82	24	17	1	16
	7	301	177	39	42	0	43
	8	125	83	17	10	0	15
	9	190	112	16	19	0	43
	10	111	69	11	13	1	17
	11	104	54	16	11	1	22
	12	79	48	8	7	0	16
	13	123	84	15	8	0	16
	14	136	82	16	7	0	31
	15	197	115	20	23	1	38
	16	104	52	15	11	0	26
	17	119	66	20	15	0	18
	18	157	103	17	11	0	26
	19	135	90	17	18	0	10
	20	129	72	17	23	0	17
	21	150	102	19	9	0	20
	22	125	63	25	14	0	23
	23	144	86	32	11	1	14
	24	149	92	23	13	0	21
	25	113	66	20	12	0	15
	26	182	101	33	22	1	25
	27	171	98	15	17	1	40
	28	119	81	9	9	0	20
	29	131	53	23	29	2	24
	30	88	54	11	8	0	15
	31	108	75	16	6	0	11
	32	157	99	21	16	0	21
	33	76	48	7	7	0	14
	34	118	74	17	8	0	19
	35	94	62	10	11	0	11
GRAND TOTAL:		<u>4,807</u>	<u>2,874</u>	<u>659</u>	<u>516</u>	<u>10</u>	<u>748</u>

TOWN OF GATES
TOWN JUSTICE

LEGISLATIVE DISTRICT OR TOWN	ELECTION DISTRICT	TOTAL VOTES	PETER P. PUPATELLI REP	PETER P. PUPATELLI CON	PETER P. PUPATELLI IND	SCATTER	BLANK AND VOID
Gates							
	1	103	42	25	12	1	23
	2	142	86	19	15	0	22
	3	107	51	17	19	0	20
	4	162	91	23	16	0	32
	5	218	134	25	28	0	31
	6	140	75	19	21	1	24
	7	301	172	36	42	0	51
	8	125	78	17	13	0	17
	9	190	104	17	20	0	49
	10	111	63	12	10	0	26
	11	104	55	14	13	0	22
	12	79	45	7	9	0	18
	13	123	78	14	8	0	23
	14	136	78	19	8	0	31
	15	197	108	23	20	2	44
	16	104	50	13	12	0	29
	17	119	67	18	15	0	19
	18	157	97	14	12	0	34
	19	135	84	17	20	0	14
	20	129	63	18	23	0	25
	21	150	99	17	11	0	23
	22	125	59	25	12	0	29
	23	144	77	33	13	1	20
	24	149	92	23	12	0	22
	25	113	66	19	7	0	21
	26	182	92	31	25	1	33
	27	171	95	19	15	0	42
	28	119	78	7	11	0	23
	29	131	52	26	27	1	25
	30	88	47	14	8	0	19
	31	108	65	18	6	0	19
	32	157	90	19	15	0	33
	33	76	44	8	7	0	17
	34	118	71	18	7	0	22
	35	94	57	9	11	0	17
GRAND TOTAL:		4,807	2,705	653	523	7	919

TOWN OF GATES
MEMBER OF TOWN COUNCIL
(VOTE FOR 2)

LEGISLATIVE DISTRICT OR TOWN	ELECTION DISTRICT	TOTAL VOTES	MICHELLE M. METALLO	BRENDA L. JAMES	LEE CORDERO	FRANK ALLKOFER	LEE CORDERO	FRANK ALLKOFER	LEE CORDERO	FRANK ALLKOFER	SCATTER	BLANK AND VOID
			DEM	DEM	REP	REP	CON	CON	IND	IND		
Gates	1	206	38	40	33	35	23	22	3	2	0	10
	2	284	53	41	59	66	15	16	7	9	0	18
	3	214	39	47	31	44	13	12	10	8	0	10
	4	324	58	64	56	67	22	22	4	4	0	27
	5	436	90	92	87	97	16	16	11	8	0	19
	6	280	49	48	60	52	16	16	4	5	0	30
	7	602	99	103	138	130	32	29	20	14	0	37
	8	250	46	32	57	70	14	12	3	4	0	12
	9	380	80	76	72	75	17	9	5	8	0	38
	10	222	40	39	50	52	10	12	2	2	0	15
	11	208	41	41	41	42	14	12	3	3	0	11
	12	158	38	33	26	28	4	6	4	5	0	14
	13	246	48	33	58	56	10	14	4	5	0	18
	14	272	49	43	60	59	14	12	3	5	0	27
	15	394	69	59	93	90	17	17	12	10	0	27
	16	208	53	49	35	29	13	12	4	5	0	8
	17	238	52	42	48	52	11	12	2	1	0	18
	18	314	53	49	78	71	15	19	2	5	0	22
	19	270	56	52	54	62	11	10	5	7	0	13
	20	258	50	54	46	54	12	13	8	5	0	16
	21	300	58	45	65	72	14	14	4	0	0	28
	22	250	44	47	48	48	21	21	0	3	0	18
	23	288	58	47	50	58	26	27	3	1	0	18
	24	298	50	45	66	70	19	18	5	7	0	18
	25	226	37	39	51	52	16	12	3	2	0	14
	26	364	66	67	70	62	30	32	11	8	0	18
	27	342	77	83	58	50	17	16	4	4	0	33
	28	238	46	43	60	62	6	3	1	0	0	17
	29	262	60	56	32	37	24	21	6	7	0	19

TOWN OF GATES
MEMBER OF TOWN COUNCIL
(VOTE FOR 2)

LEGISLATIVE DISTRICT OR TOWN	ELECTION DISTRICT	TOTAL VOTES	MICHELLE M. METALLO DEM	BRENDA L. JAMES DEM	LEE CORDERO REP	FRANK ALLKOFER REP	LEE CORDERO CON	FRANK ALLKOFER CON	LEE CORDERO IND	FRANK ALLKOFER IND	SCATTER	BLANK AND VOID
Gates	30	176	35	28	31	32	10	10	5	4	0	21
	31	216	33	29	53	58	13	12	0	1	0	17
	32	314	56	53	58	67	21	21	5	3	0	30
	33	152	35	33	31	27	3	3	1	3	0	16
	34	236	44	37	47	43	17	16	6	3	0	23
	35	188	29	24	43	41	9	10	6	5	0	21
GRAND TOTAL:		<u>9,614</u>	<u>1,829</u>	<u>1,713</u>	<u>1,945</u>	<u>2,010</u>	<u>545</u>	<u>529</u>	<u>176</u>	<u>166</u>	<u>0</u>	<u>701</u>

TOWN OF GREECE
SUPERVISOR

LEGISLATIVE DISTRICT OR TOWN	ELECTION DISTRICT	TOTAL VOTES	DICK BEEBE	BILL REILICH	BILL REILICH	DICK BEEBE	BILL REILICH	SCATTER	BLANK AND VOID
			DEM	REP	CON	WOR	IND		
Greece	1	188	71	79	23	8	4	0	3
	2	207	67	85	23	16	11	0	5
	3	177	59	83	23	4	4	0	4
	4	142	49	64	21	2	3	0	3
	5	131	53	50	16	6	5	0	1
	6	117	47	45	17	6	1	0	1
	7	156	74	48	21	6	4	0	3
	8	132	57	44	14	9	5	0	3
	9	115	32	53	18	2	6	0	4
	10	140	64	37	20	13	5	0	1
	11	66	35	19	3	1	7	0	1
	12	103	47	36	11	5	3	0	1
	13	152	68	51	21	4	5	0	3
	14	112	46	40	10	6	7	0	3
	15	148	60	60	15	4	4	2	3
	16	130	43	71	6	5	4	0	1
	17	243	83	115	26	5	9	0	5
	18	194	66	77	26	6	10	0	9
	19	143	54	58	13	6	9	0	3
	20	140	49	47	27	6	3	2	6
	21	149	50	48	28	5	12	0	6
	22	119	52	45	7	9	3	0	3
	23	276	118	108	27	7	8	0	8
	24	235	86	96	27	6	10	0	10
	25	164	73	63	17	4	5	0	2
	26	130	48	59	14	4	4	0	1
	27	195	59	86	27	6	8	0	9
	28	220	66	101	30	9	11	0	3
	29	172	63	72	25	4	5	0	3
	30	105	48	35	11	2	5	0	4
	31	151	50	62	24	6	4	0	5
	32	157	54	58	26	9	5	0	5
	33	202	68	84	41	4	3	0	2
	34	221	83	94	28	10	5	0	1
	35	205	62	84	35	8	8	0	8
	36	237	86	104	29	5	5	0	8
	37	155	41	69	30	1	5	0	9
	38	272	102	111	39	7	6	0	7
	39	123	49	47	19	1	2	0	5
	40	138	63	52	13	4	5	0	1
	41	203	89	72	28	8	3	0	3
	42	135	55	48	22	2	3	0	5
	43	153	43	59	34	8	7	0	2
	44	263	114	105	27	5	10	0	2
	45	250	69	133	24	7	10	1	6
	46	105	37	40	18	4	5	0	1

TOWN OF GREECE
SUPERVISOR

LEGISLATIVE DISTRICT OR TOWN	ELECTION DISTRICT	TOTAL VOTES	DICK BEEBE	BILL REILICH	BILL REILICH	DICK BEEBE	BILL REILICH	SCATTER	BLANK AND VOID
			DEM	REP	CON	WOR	IND		
Greece									
	47	191	66	80	31	7	6	0	1
	48	119	41	53	16	1	5	0	3
	49	164	70	66	19	4	2	0	3
	50	178	66	75	21	3	6	2	5
	51	115	36	57	12	1	2	0	7
	52	205	69	90	25	4	12	1	4
	53	144	62	50	17	2	7	0	6
	54	213	82	79	33	6	8	0	5
	55	169	62	74	25	1	4	0	3
	56	229	82	107	23	5	9	0	3
	57	169	65	72	19	2	8	0	3
	58	230	93	92	33	5	4	0	3
	59	79	23	31	14	3	7	0	1
	60	145	56	56	18	3	7	0	5
	61	182	59	83	22	8	5	0	5
	62	191	72	81	19	4	5	0	10
	63	191	89	55	33	5	4	0	5
	64	129	40	62	14	6	5	0	2
	65	189	72	86	10	4	6	0	11
	66	95	34	36	14	5	5	0	1
	67	166	53	73	26	3	6	0	5
	68	245	90	111	28	6	7	1	2
	69	120	54	47	11	5	1	0	2
	70	464	161	215	44	12	19	0	13
	71	224	84	94	34	3	4	0	5
	72	224	123	63	26	5	3	1	3
	73	102	38	36	17	3	3	0	5
	74	134	62	43	18	0	9	0	2
	75	121	48	49	14	1	6	1	2
	76	156	51	69	23	7	4	0	2
	77	219	95	80	21	7	6	0	10
	78	122	36	59	18	3	4	0	2
	79	319	112	138	47	8	9	0	5
	80	249	73	117	37	5	6	0	11
	81	124	46	62	8	3	3	0	2
	82	104	34	42	14	3	5	0	6
	83	83	38	28	8	2	5	1	1
	84	190	64	80	26	8	7	0	5
	85	224	81	90	32	6	10	0	5
	86	298	107	127	35	5	16	1	7
	87	172	63	69	20	3	7	0	10
	88	173	58	77	24	4	9	0	1
	89	150	58	72	18	1	0	0	1
	90	237	67	113	41	3	4	0	9
	91	371	125	170	49	9	4	1	13
	92	256	100	108	27	6	8	0	7

TOWN OF GREECE
SUPERVISOR

LEGISLATIVE DISTRICT OR TOWN	ELECTION DISTRICT	TOTAL VOTES	DICK BEEBE	BILL REILICH	BILL REILICH	DICK BEEBE	BILL REILICH	SCATTER	BLANK AND VOID
			DEM	REP	CON	WOR	IND		
Greece									
	93	254	100	107	28	6	9	0	4
	94	180	63	73	25	7	5	0	7
	95	112	56	37	10	4	1	0	4
	96	221	102	84	18	3	9	0	5
	97	376	131	180	40	3	14	0	8
	98	270	95	116	34	15	4	2	4
	99	218	52	111	30	6	11	0	8
	100	280	103	118	31	13	9	0	6
	101	137	45	56	19	9	5	0	3
	102	254	74	123	32	9	11	0	5
	103	229	79	93	36	4	12	1	4
	104	234	98	90	25	6	5	0	10
	105	153	53	67	20	3	8	0	2
	106	154	44	75	24	4	3	1	3
	107	118	30	57	17	3	7	0	4
	108	126	60	42	18	0	4	0	2
	109	211	91	70	23	11	9	0	7
GRAND TOTAL:		<u>19,772</u>	<u>7,288</u>	<u>8,213</u>	<u>2,518</u>	<u>571</u>	<u>674</u>	<u>18</u>	<u>490</u>

TOWN OF GREECE
TOWN JUSTICE
(VOTE FOR 3)
PART 1 OF 2

LEGISLATIVE DISTRICT OR TOWN	ELECTION DISTRICT	TOTAL VOTES	NICKOLAS	GREGG	GINO	DAVID	VINCENT	GINO	DAVID	VINCENT
			S. CLIDAS DEM	H. REDMOND DEM	M. NITTI REP	MICHAEL BARRY, SR. REP	B. CAMPBELL REP	M. NITTI CON	MICHAEL BARRY, SR. CON	B. CAMPBELL CON
Greece	1	564	51	50	72	82	91	23	26	25
	2	621	46	60	82	91	92	27	37	27
	3	531	40	60	73	73	80	31	37	37
	4	426	42	45	57	74	67	17	25	22
	5	393	37	43	51	53	45	15	21	17
	6	351	31	44	40	45	44	20	22	21
	7	468	51	59	50	60	56	21	23	19
	8	396	38	45	45	51	50	13	19	16
	9	345	28	28	49	56	51	19	26	20
	10	420	50	50	42	53	55	20	29	19
	11	198	25	32	20	23	23	4	5	4
	12	309	37	43	30	35	34	16	16	12
	13	456	52	63	48	59	56	29	26	24
	14	336	38	40	44	48	42	13	18	16
	15	444	40	47	66	73	65	19	20	19
	16	390	32	45	54	67	69	9	17	13
	17	729	64	82	109	112	113	24	29	23
	18	582	54	60	81	83	88	26	32	27
	19	429	32	45	54	67	61	15	24	15
	20	420	37	42	54	57	50	26	32	27
	21	447	44	55	42	50	48	33	28	29
	22	357	40	47	44	47	52	6	14	9
	23	828	82	98	94	111	110	28	29	27
	24	705	45	80	108	105	104	24	29	28
	25	492	60	65	57	63	61	17	27	22
	26	390	36	42	47	70	49	19	21	23
	27	585	38	55	86	83	84	29	39	33
	28	660	47	62	98	102	101	41	41	37
	29	516	54	67	62	70	78	30	29	29
	30	315	42	45	29	42	36	13	23	14
	31	453	45	43	61	79	62	22	29	25
	32	471	44	50	48	58	50	26	36	27
	33	606	39	63	96	85	87	45	40	40
	34	663	52	72	90	104	97	35	38	39
	35	615	48	52	82	93	87	31	42	34
	36	711	69	76	99	115	109	28	33	33
	37	465	34	40	69	70	77	31	28	30
	38	816	65	80	109	123	115	39	52	37
	39	369	35	42	50	59	59	21	18	20
	40	414	44	56	54	54	61	14	20	16
	41	609	64	83	83	90	79	28	30	30
	42	405	45	59	43	44	49	21	30	26

TOWN OF GREECE
TOWN JUSTICE
(VOTE FOR 3)
PART 1 OF 2

LEGISLATIVE DISTRICT OR TOWN	ELECTION DISTRICT	TOTAL VOTES	NICKOLAS	GREGG	GINO	DAVID	VINCENT	GINO	DAVID	VINCENT
			S. CLIDAS DEM	H. REDMOND DEM	M. NITTI REP	MICHAEL BARRY, SR. REP	B. CAMPBELL REP	M. NITTI CON	MICHAEL BARRY, SR. CON	B. CAMPBELL CON
Greece	43	459	33	43	67	68	73	32	35	31
	44	789	72	106	110	122	110	25	28	31
	45	750	54	79	119	136	128	27	33	32
	46	315	23	29	39	34	36	20	22	24
	47	573	52	69	65	78	77	34	39	36
	48	357	32	36	42	53	46	17	21	20
	49	492	40	58	68	82	81	21	23	21
	50	534	41	48	77	88	77	22	33	21
	51	345	24	38	53	58	59	13	16	14
	52	615	47	62	93	98	101	23	28	26
	53	432	49	57	47	54	52	18	25	21
	54	639	46	56	85	92	91	33	38	33
	55	507	44	59	72	79	75	24	30	27
	56	687	62	78	100	122	117	27	32	25
	57	507	50	60	70	70	69	20	21	18
	58	690	68	100	80	82	84	34	41	43
	59	237	23	21	25	27	28	16	17	17
	60	435	55	50	46	56	59	21	24	18
	61	546	44	58	71	76	84	30	27	26
	62	573	52	58	77	88	81	20	24	19
	63	573	69	80	50	66	57	38	48	43
	64	387	32	36	62	77	61	19	16	14
	65	567	55	68	78	106	85	7	11	10
	66	285	24	26	41	41	46	14	17	14
	67	498	39	49	69	76	75	21	30	29
	68	735	56	79	111	124	118	31	41	36
	69	360	40	55	55	55	58	13	12	11
	70	1,392	108	156	213	239	214	45	61	46
	71	672	55	57	89	109	104	33	40	36
	72	672	64	88	84	91	97	33	34	33
	73	306	29	36	39	38	48	17	20	19
	74	402	40	51	44	54	54	17	20	17
	75	363	32	46	48	49	54	13	12	15
	76	468	27	34	69	86	80	25	28	26
	77	657	67	76	83	84	88	24	36	30
	78	366	26	39	46	60	53	24	26	24
	79	957	65	85	135	159	148	50	53	58
	80	747	39	68	122	130	134	38	42	42
	81	372	36	51	55	63	57	14	16	14
	82	312	32	41	35	41	37	14	13	13
	83	249	29	36	24	29	29	11	14	12
	84	570	48	56	81	91	86	27	30	31

TOWN OF GREECE
TOWN JUSTICE
(VOTE FOR 3)
PART 1 OF 2

LEGISLATIVE DISTRICT OR TOWN	ELECTION DISTRICT	TOTAL VOTES	NICKOLAS	GREGG	GINO	DAVID	VINCENT	GINO	DAVID	VINCENT
			S. CLIDAS DEM	H. REDMOND DEM	M. NITTI REP	MICHAEL BARRY, SR. REP	B. CAMPBELL REP	M. NITTI CON	MICHAEL BARRY, SR. CON	B. CAMPBELL CON
Greece	85	672	57	73	100	103	103	36	39	34
	86	894	78	94	119	139	138	37	53	37
	87	516	42	50	83	74	70	25	34	27
	88	519	48	55	69	84	78	26	37	27
	89	450	36	40	63	73	68	25	24	22
	90	711	37	74	102	109	88	44	46	41
	91	1,113	74	133	155	169	159	51	58	53
	92	768	79	92	102	95	105	27	39	28
	93	762	81	90	112	103	101	25	27	21
	94	540	54	59	74	69	70	25	29	22
	95	336	47	52	40	40	42	9	7	12
	96	663	67	92	87	90	92	30	31	26
	97	1,128	88	109	178	179	174	59	55	61
	98	810	64	79	102	129	115	37	49	41
	99	654	36	51	102	116	113	32	43	33
	100	840	67	88	125	127	128	35	40	41
	101	411	29	34	65	69	59	20	23	19
	102	762	51	83	126	117	129	40	48	41
	103	687	57	65	90	107	99	43	43	36
	104	702	64	98	105	95	101	30	30	27
	105	459	30	42	85	87	81	26	23	23
	106	462	23	44	67	77	73	25	26	24
	107	354	24	31	49	63	60	19	19	18
	108	378	35	44	50	53	51	16	19	18
	109	633	60	83	82	78	80	23	25	23
GRAND TOTAL:		<u>59,316</u>	<u>5,148</u>	<u>6,548</u>	<u>8,043</u>	<u>8,855</u>	<u>8,575</u>	<u>2,738</u>	<u>3,204</u>	<u>2,842</u>

TOWN OF GREECE
TOWN JUSTICE
(VOTE FOR 3)
PART 2 OF 2

LEGISLATIVE DISTRICT OR TOWN	ELECTION DISTRICT	TOTAL VOTES	GREGG H. REDMOND	GINO M. NITTI	GREGG H. REDMOND	VINCENT B. CAMPBELL	SCATTER	BLANK AND VOID
			WOR	IND	IND	IND		
Greece	1	564	10	11	7	18	0	98
	2	621	9	16	16	26	0	92
	3	531	7	8	5	11	1	68
	4	426	4	2	4	6	0	61
	5	393	8	8	5	13	1	76
	6	351	2	3	3	9	0	67
	7	468	6	10	8	15	0	90
	8	396	3	10	7	12	0	87
	9	345	5	7	4	7	0	45
	10	420	9	9	6	15	0	63
	11	198	3	8	5	9	0	37
	12	309	5	5	2	5	0	69
	13	456	2	8	2	12	0	75
	14	336	6	7	4	12	0	48
	15	444	5	5	5	12	5	63
	16	390	5	7	5	9	0	58
	17	729	4	15	10	19	0	125
	18	582	8	16	8	15	0	84
	19	429	6	12	9	17	1	71
	20	420	5	9	6	13	1	61
	21	447	5	18	12	18	0	65
	22	357	5	9	5	17	0	62
	23	828	8	13	12	23	0	193
	24	705	5	16	17	15	0	129
	25	492	8	12	7	14	0	79
	26	390	5	7	9	13	0	49
	27	585	7	8	6	8	0	109
	28	660	7	12	10	15	0	87
	29	516	4	12	6	12	0	63
	30	315	3	6	7	9	0	46
	31	453	4	7	9	12	0	55
	32	471	10	15	2	14	0	91
	33	606	5	8	7	14	1	76
	34	663	6	8	8	19	0	95
	35	615	9	9	7	10	0	111
	36	711	3	6	8	14	1	117
	37	465	4	7	8	13	0	54
	38	816	13	9	8	20	0	146
	39	369	2	3	2	9	0	49
	40	414	1	7	7	11	0	69
	41	609	6	6	4	10	1	95
	42	405	3	4	5	9	1	66

TOWN OF GREECE
TOWN JUSTICE
(VOTE FOR 3)
PART 2 OF 2

LEGISLATIVE DISTRICT OR TOWN	ELECTION DISTRICT	TOTAL VOTES	GREGG H. REDMOND	GINO M. NITTI	GREGG H. REDMOND	VINCENT B. CAMPBELL	SCATTER	BLANK AND VOID
			WOR	IND	IND	IND		
Greece								
	43	459	6	12	7	12	0	40
	44	789	9	15	21	21	0	119
	45	750	3	6	13	12	3	105
	46	315	7	8	5	6	0	62
	47	573	12	6	5	14	1	85
	48	357	5	7	7	13	0	58
	49	492	4	10	5	9	0	70
	50	534	4	13	8	13	0	89
	51	345	1	12	3	4	0	50
	52	615	6	13	12	14	0	92
	53	432	3	6	6	9	0	85
	54	639	10	12	12	18	0	113
	55	507	2	8	6	10	0	71
	56	687	8	11	9	14	0	82
	57	507	6	13	9	14	0	87
	58	690	5	14	6	17	0	116
	59	237	3	6	4	10	0	40
	60	435	5	8	3	15	0	75
	61	546	9	12	5	10	0	94
	62	573	7	8	10	17	0	112
	63	573	1	7	8	9	0	97
	64	387	6	3	7	9	0	45
	65	567	9	6	3	8	0	121
	66	285	1	7	2	6	0	46
	67	498	3	17	5	15	0	70
	68	735	6	13	6	12	3	99
	69	360	2	3	3	13	0	40
	70	1,392	11	22	29	34	0	214
	71	672	6	7	11	14	0	111
	72	672	6	7	11	16	3	105
	73	306	6	7	3	5	0	39
	74	402	1	6	5	11	0	82
	75	363	1	7	5	8	0	73
	76	468	5	7	2	11	0	68
	77	657	8	16	11	13	0	121
	78	366	5	9	5	9	1	39
	79	957	6	16	15	19	0	148
	80	747	6	11	12	13	0	90
	81	372	3	9	1	12	0	41
	82	312	5	7	5	13	0	56
	83	249	4	9	4	10	0	38
	84	570	8	5	4	11	0	92

TOWN OF GREECE
TOWN JUSTICE
(VOTE FOR 3)
PART 2 OF 2

LEGISLATIVE DISTRICT OR TOWN	ELECTION DISTRICT	TOTAL VOTES	GREGG H. REDMOND	GINO M. NITTI	GREGG H. REDMOND	VINCENT B. CAMPBELL	SCATTER	BLANK AND VOID
			WOR	IND	IND	IND		VOID
Greece								
	85	672	7	10	10	25	0	75
	86	894	9	17	12	19	0	142
	87	516	6	12	5	12	0	76
	88	519	4	10	3	15	0	63
	89	450	1	3	5	9	0	81
	90	711	5	10	15	11	1	128
	91	1,113	11	14	16	16	0	204
	92	768	12	9	11	19	0	150
	93	762	10	11	10	14	0	157
	94	540	6	9	11	18	0	94
	95	336	4	6	5	6	0	66
	96	663	7	10	9	18	0	104
	97	1,128	6	16	12	25	0	166
	98	810	14	16	9	15	0	140
	99	654	7	10	12	13	0	86
	100	840	9	15	12	20	0	133
	101	411	6	10	5	6	0	66
	102	762	11	14	11	22	0	69
	103	687	10	16	8	16	0	97
	104	702	9	11	7	16	0	109
	105	459	4	4	8	11	0	35
	106	462	6	6	5	8	0	78
	107	354	3	10	3	8	0	47
	108	378	1	6	5	11	0	69
	109	633	12	15	18	18	0	116
GRAND TOTAL:		<u>59,316</u>	<u>639</u>	<u>1,049</u>	<u>827</u>	<u>1,448</u>	<u>25</u>	<u>9,375</u>

TOWN OF GREECE
MEMBER OF TOWN COUNCIL
1ST WARD

LEGISLATIVE DISTRICT OR TOWN	ELECTION DISTRICT	TOTAL VOTES	TIMOTHY J. HOLLER, JR.	MIKE BARRY	MIKE BARRY	TIMOTHY J. HOLLER, JR.	MIKE BARRY	SCATTER	BLANK AND VOID
			DEM	REP	CON	WOR	IND		
Greece									
	1	188	57	79	24	6	8	0	14
	5	131	46	47	13	7	7	0	11
	6	117	34	45	21	5	5	0	7
	7	156	63	49	21	7	7	0	9
	11	66	34	17	2	5	6	0	2
	12	103	44	32	15	5	1	0	6
	21	149	46	43	29	6	12	0	13
	22	119	45	50	8	6	3	0	7
	25	164	72	54	20	5	5	0	8
	26	130	37	60	15	2	9	0	7
	30	105	37	38	16	4	3	0	7
	31	151	45	66	20	4	9	0	7
	35	205	55	85	38	7	8	0	12
	38	272	77	118	44	4	10	0	19
	41	203	68	87	29	6	2	0	11
	43	153	42	59	32	5	8	0	7
	46	105	30	37	20	3	6	0	9
	47	191	60	77	32	8	6	0	8
	48	119	39	47	15	3	5	0	10
	71	224	71	101	29	5	5	0	13
	74	134	53	51	17	1	8	0	4
	78	122	28	59	22	4	4	0	5
	79	319	92	142	46	5	13	0	21
	82	104	37	36	11	4	5	0	11
	84	190	55	86	27	8	4	0	10
	89	150	44	69	20	1	3	0	13
	98	270	87	113	36	8	13	0	13
	99	218	49	107	33	6	11	0	12
	106	154	33	76	24	4	7	0	10
GRAND TOTAL:		<u>4,712</u>	<u>1,480</u>	<u>1,930</u>	<u>679</u>	<u>144</u>	<u>193</u>	<u>0</u>	<u>286</u>

TOWN OF GREECE
MEMBER OF TOWN COUNCIL
2ND WARD

LEGISLATIVE DISTRICT OR TOWN	ELECTION DISTRICT	TOTAL VOTES	WENDY J. WRIGHT DEM	BRETT C. GRANVILLE REP	BRETT C. GRANVILLE CON	BRETT C. GRANVILLE IND	SCATTER	BLANK AND VOID
Greece	3	177	71	60	27	7	0	12
	13	152	65	46	23	5	0	13
	15	148	56	52	17	5	1	17
	36	237	105	86	29	4	0	13
	39	123	44	44	21	3	0	11
	42	135	69	34	17	5	0	10
	50	178	55	75	25	10	1	12
	51	115	45	45	11	2	1	11
	52	205	75	80	20	11	0	19
	53	144	71	43	16	6	0	8
	56	229	95	96	22	6	0	10
	58	230	105	71	34	6	0	14
	60	145	73	41	17	6	0	8
	62	191	80	69	20	6	0	16
	64	129	43	59	16	3	0	8
	66	95	37	29	12	5	0	12
	69	120	62	43	12	1	0	2
	72	224	92	70	30	7	1	24
	73	102	43	35	18	2	0	4
	75	121	53	40	12	3	0	13
	77	219	101	71	24	6	0	17
	80	249	77	111	33	6	0	22
	85	224	82	91	29	5	0	17
	88	173	70	62	23	5	0	13
	95	112	59	32	9	4	0	8
	96	221	96	79	24	7	0	15
	97	376	115	158	48	13	0	42
	101	137	48	52	20	7	0	10
	104	234	109	72	25	11	0	17
GRAND TOTAL:		5,145	2,096	1,846	634	167	4	398

TOWN OF GREECE
MEMBER OF TOWN COUNCIL
3RD WARD

LEGISLATIVE DISTRICT OR TOWN	ELECTION DISTRICT	TOTAL VOTES	RITA E. GARRETSON	ANDREW J. CONLON	ANDREW J. CONLON	RITA E. GARRETSON	ANDREW J. CONLON	SCATTER	BLANK AND VOID
			DEM	REP	CON	WOR	IND		
Greece	4	142	45	61	20	2	3	0	11
	8	132	48	49	16	9	4	0	6
	9	115	35	51	19	2	6	0	2
	10	140	52	50	18	12	4	0	4
	14	112	36	49	13	3	8	0	3
	17	243	81	116	22	7	9	0	8
	18	194	68	73	23	10	8	0	12
	19	143	49	59	15	9	5	0	6
	20	140	45	48	29	5	5	1	7
	23	276	111	103	25	10	7	0	20
	29	172	68	59	26	7	6	0	6
	32	157	58	47	23	11	7	0	11
	37	155	32	75	32	5	6	0	5
	40	138	55	54	12	4	6	0	7
	49	164	66	65	19	4	4	0	6
	55	169	65	67	26	1	3	0	7
	59	79	29	24	15	2	6	0	3
	61	182	57	73	25	8	5	0	14
	63	191	85	53	40	3	2	0	8
	65	189	69	79	7	5	4	0	25
	67	166	38	85	23	4	9	0	7
	68	245	58	123	33	10	10	1	10
	81	124	44	58	12	4	4	0	2
	83	83	35	23	9	4	6	1	5
	87	172	52	75	20	3	9	0	13
	93	254	101	98	23	9	10	0	13
	94	180	58	75	18	7	10	0	12
GRAND TOTAL:		<u>4,457</u>	<u>1,540</u>	<u>1,792</u>	<u>563</u>	<u>160</u>	<u>166</u>	<u>3</u>	<u>233</u>

TOWN OF GREECE
MEMBER OF TOWN COUNCIL
4TH WARD

LEGISLATIVE DISTRICT OR TOWN	ELECTION DISTRICT	TOTAL VOTES	NORMA J. CUMMINGS	KIRK MORRIS	KIRK MORRIS	KIRK MORRIS	SCATTER	BLANK AND VOID
			DEM	REP	CON	IND		
Greece	2	207	64	87	24	13	0	19
	16	130	45	60	13	3	0	9
	24	235	75	96	25	11	0	28
	27	195	62	79	29	8	0	17
	28	220	75	88	29	11	0	17
	33	202	61	83	35	5	0	18
	34	221	83	79	34	10	0	15
	44	263	114	99	24	10	0	16
	45	250	63	126	27	10	1	23
	54	213	60	92	30	12	2	17
	57	169	58	71	20	13	0	7
	70	464	150	215	43	19	0	37
	76	156	43	73	27	5	0	8
	86	298	118	111	35	13	0	21
	90	237	66	96	44	2	0	29
	91	371	122	155	48	8	0	38
	92	256	110	86	25	10	0	25
	100	280	98	113	33	9	0	27
	102	254	89	109	35	8	0	13
	103	229	74	91	34	10	0	20
	105	153	45	71	20	7	0	10
	107	118	30	51	19	5	0	13
	108	126	46	44	18	4	0	14
	109	211	95	58	23	7	0	28
GRAND TOTAL:		<u>5,458</u>	<u>1,846</u>	<u>2,233</u>	<u>694</u>	<u>213</u>	<u>3</u>	<u>469</u>

TOWN OF GREECE
RECEIVER OF TAXES

LEGISLATIVE DISTRICT OR TOWN	ELECTION DISTRICT	TOTAL VOTES	ELLEN M. OBERTON	RICK ANTELLI	RICK ANTELLI	ELLEN M. OBERTON	RICK ANTELLI	SCATTER	BLANK AND VOID
			DEM	REP	CON	WOR	IND		
Greece									
	1	188	69	73	19	8	6	0	13
	2	207	57	89	21	18	12	0	10
	3	177	67	62	27	6	5	0	10
	4	142	53	56	20	2	4	0	7
	5	131	55	38	16	9	3	0	10
	6	117	47	37	20	4	3	0	6
	7	156	61	49	21	8	7	0	10
	8	132	53	41	12	9	6	0	11
	9	115	37	49	18	3	4	0	4
	10	140	55	42	22	11	4	0	6
	11	66	31	21	2	5	3	0	4
	12	103	44	29	12	7	1	1	9
	13	152	64	44	25	4	3	0	12
	14	112	49	36	13	3	8	0	3
	15	148	55	52	20	4	7	1	9
	16	130	49	64	6	4	1	0	6
	17	243	83	109	21	8	9	0	13
	18	194	66	75	24	12	8	0	9
	19	143	50	54	16	7	8	0	8
	20	140	47	47	26	4	4	0	12
	21	149	53	44	29	9	9	0	5
	22	119	47	50	4	5	4	0	9
	23	276	108	95	27	10	8	0	28
	24	235	81	94	26	8	12	0	14
	25	164	65	58	21	6	6	0	8
	26	130	49	45	14	8	6	0	8
	27	195	63	82	26	5	7	0	12
	28	220	64	103	30	8	12	0	3
	29	172	67	63	31	4	4	0	3
	30	105	45	35	12	5	2	0	6
	31	151	47	70	21	5	2	0	6
	32	157	55	46	24	15	4	0	13
	33	202	62	85	41	4	4	0	6
	34	221	81	83	31	10	11	0	5
	35	205	64	79	39	8	5	0	10
	36	237	86	102	30	4	6	0	9
	37	155	39	67	29	4	4	0	12
	38	272	94	111	37	8	6	0	16
	39	123	41	49	18	1	3	0	11
	40	138	57	52	10	4	4	0	11
	41	203	78	75	27	10	2	0	11
	42	135	59	40	17	6	3	0	10
	43	153	33	69	31	8	8	0	4
	44	263	115	97	23	8	10	0	10
	45	250	60	135	22	10	11	1	11

TOWN OF GREECE
RECEIVER OF TAXES

LEGISLATIVE DISTRICT OR TOWN	ELECTION DISTRICT	TOTAL VOTES	ELLEN M. OBERTON	RICK ANTELLI	RICK ANTELLI	ELLEN M. OBERTON	RICK ANTELLI	SCATTER	BLANK AND VOID
			DEM	REP	CON	WOR	IND		
Greece									
	46	105	37	34	18	4	5	0	7
	47	191	75	68	29	8	11	0	0
	48	119	43	44	16	4	4	0	8
	49	164	66	58	19	5	3	1	12
	50	178	62	70	21	4	7	0	14
	51	115	36	59	10	2	2	0	6
	52	205	84	80	20	7	9	0	5
	53	144	58	46	20	1	6	0	13
	54	213	68	90	29	9	9	0	8
	55	169	69	61	22	2	6	0	9
	56	229	83	105	22	5	8	0	6
	57	169	59	71	19	4	9	0	7
	58	230	94	81	31	6	7	0	11
	59	79	26	24	15	1	6	1	6
	60	145	52	59	17	4	4	0	9
	61	182	58	70	22	8	5	0	19
	62	191	60	86	18	4	12	0	11
	63	191	89	49	37	3	2	0	11
	64	129	41	60	16	5	4	0	3
	65	189	70	82	9	1	7	0	20
	66	95	31	36	13	3	5	0	7
	67	166	49	70	27	4	6	0	10
	68	245	79	105	30	8	6	1	16
	69	120	49	55	10	1	2	0	3
	70	464	153	217	47	8	28	0	11
	71	224	71	101	30	1	7	0	14
	72	224	103	65	30	4	3	2	17
	73	102	33	41	18	1	4	0	5
	74	134	62	38	16	3	7	0	8
	75	121	48	43	13	0	7	0	10
	76	156	47	65	27	4	6	0	7
	77	219	84	87	25	9	4	0	10
	78	122	35	47	23	3	6	0	8
	79	319	104	137	43	8	13	0	14
	80	249	87	102	33	4	7	0	16
	81	124	45	58	13	3	2	0	3
	82	104	33	40	16	3	2	0	10
	83	83	37	24	10	3	4	1	4
	84	190	62	77	28	7	5	0	11
	85	224	76	93	29	9	9	0	8
	86	298	114	116	38	6	11	0	13
	87	172	56	72	20	4	10	0	10
	88	173	58	75	22	5	8	0	5
	89	150	55	67	20	4	0	1	3
	90	237	62	108	41	6	5	0	15

TOWN OF GREECE
RECEIVER OF TAXES

LEGISLATIVE DISTRICT OR TOWN	ELECTION DISTRICT	TOTAL VOTES	ELLEN M. OBERTON DEM	RICK ANTELLI REP	RICK ANTELLI CON	ELLEN M. OBERTON WOR	RICK ANTELLI IND	SCATTER	BLANK AND VOID
Greece									
	91	371	136	161	43	7	8	0	16
	92	256	97	100	29	5	10	0	15
	93	254	93	102	23	8	7	0	21
	94	180	63	66	21	10	9	0	11
	95	112	51	40	10	3	3	0	5
	96	221	94	82	22	6	5	1	11
	97	376	121	168	44	10	16	0	17
	98	270	91	113	33	15	7	0	11
	99	218	56	103	32	7	11	0	9
	100	280	90	120	33	10	10	0	17
	101	137	48	60	14	5	6	0	4
	102	254	90	107	29	12	9	0	7
	103	229	77	93	31	8	10	1	9
	104	234	99	86	24	6	8	0	11
	105	153	48	71	20	3	8	0	3
	106	154	40	74	24	5	3	1	7
	107	118	33	51	20	5	5	0	4
	108	126	42	47	17	4	6	1	9
	109	211	94	67	18	5	12	0	15
GRAND TOTAL:		<u>19,772</u>	<u>7,031</u>	<u>7,843</u>	<u>2,500</u>	<u>641</u>	<u>705</u>	<u>14</u>	<u>1,038</u>

TOWN OF HAMLIN
SUPERVISOR

LEGISLATIVE DISTRICT OR TOWN	ELECTION DISTRICT	TOTAL VOTES	THOMAS N. BRESLAWSKI REP	ERIC G. PETERS CON	SCATTER	BLANK AND VOID
Hamlin						
	1	170	106	57	0	7
	2	268	113	148	0	7
	3	180	102	70	0	8
	4	194	90	99	1	4
	5	210	110	92	0	8
	6	170	76	87	0	7
	7	332	132	182	0	18
	8	138	60	71	1	6
	9	168	78	87	0	3
	10	285	126	144	1	14
GRAND TOTAL:		<u>2,115</u>	<u>993</u>	<u>1,037</u>	<u>3</u>	<u>82</u>

TOWN OF HAMLIN
TOWN JUSTICE

LEGISLATIVE DISTRICT OR TOWN	ELECTION DISTRICT	TOTAL VOTES	RICHARD W. MOFFETT REP	RICHARD W. MOFFETT CON	RICHARD W. MOFFETT IND	SCATTER	BLANK AND VOID
Hamlin							
	1	170	94	28	22	1	25
	2	268	137	65	21	1	44
	3	180	94	42	20	0	24
	4	194	91	56	20	2	25
	5	210	86	64	19	1	40
	6	170	81	44	12	2	31
	7	332	150	95	25	2	60
	8	138	73	35	12	0	18
	9	168	97	40	12	1	18
	10	285	139	82	18	3	43
GRAND TOTAL:		<u>2,115</u>	<u>1,042</u>	<u>551</u>	<u>181</u>	<u>13</u>	<u>328</u>

TOWN OF HAMLIN
MEMBER OF TOWN COUNCIL
(VOTE FOR 2)

LEGISLATIVE DISTRICT OR TOWN	ELECTION DISTRICT	TOTAL VOTES	ROBERTA A. FEY DEM	CRAIG A. GOODRICH REP	JASON M. BAXTER REP	CRAIG A. GOODRICH CON	JASON M. BAXTER CON	CRAIG A. GOODRICH IND	JASON M. BAXTER IND	KURTIS A. GOLTERMANN W-IN	SCATTER	BLANK AND VOID
Hamlin	1	340	75	68	72	23	21	7	11	19	2	42
	2	536	102	110	108	61	63	11	18	25	2	36
	3	360	62	62	70	38	37	11	12	9	2	57
	4	388	71	75	72	48	45	11	13	15	2	36
	5	420	97	57	59	50	53	8	11	31	1	53
	6	340	73	64	65	29	30	9	11	17	0	42
	7	664	145	115	102	84	79	13	12	27	1	86
	8	276	54	50	58	26	32	6	7	15	1	27
	9	336	61	64	74	32	35	9	12	26	1	22
	10	570	129	92	93	58	63	12	11	40	2	70
GRAND TOTAL:		<u>4,230</u>	<u>869</u>	<u>757</u>	<u>773</u>	<u>449</u>	<u>458</u>	<u>97</u>	<u>118</u>	<u>224</u>	<u>14</u>	<u>471</u>

TOWN OF HAMLIN
SUPERINTENDENT OF HIGHWAYS

LEGISLATIVE DISTRICT OR TOWN	ELECTION DISTRICT	TOTAL VOTES	STEVEN J. BAASE REP	STEVEN J. BAASE CON	STEVEN J. BAASE IND	SCATTER	BLANK AND VOID
Hamlin							
	1	170	93	26	26	0	25
	2	268	141	65	25	1	36
	3	180	94	45	19	0	22
	4	194	97	52	23	2	20
	5	210	94	55	24	3	34
	6	170	88	39	17	1	25
	7	332	167	93	33	2	37
	8	138	77	31	12	2	16
	9	168	110	37	10	1	10
	10	285	150	70	22	3	40
GRAND TOTAL:		<u>2,115</u>	<u>1,111</u>	<u>513</u>	<u>211</u>	<u>15</u>	<u>265</u>

TOWN OF HENRIETTA
SUPERVISOR

LEGISLATIVE DISTRICT OR TOWN	ELECTION DISTRICT	TOTAL VOTES	JACK W. MOORE REP	MICHAEL B. YUDELSON CON	MICHAEL B. YUDELSON IND	SCATTER	BLANK AND VOID
Henrietta							
	1	302	153	99	45	0	5
	2	205	104	73	26	0	2
	3	86	50	20	15	0	1
	4	187	82	60	35	0	10
	5	232	119	68	38	0	7
	6	222	101	69	45	0	7
	7	222	88	68	59	1	6
	8	234	115	65	49	0	5
	9	160	86	47	22	1	4
	10	224	120	62	30	0	12
	11	180	79	61	28	0	12
	12	191	107	54	28	0	2
	13	227	106	76	38	0	7
	14	164	77	55	23	0	9
	15	252	135	75	31	0	11
	16	156	83	47	24	0	2
	17	278	124	92	51	1	10
	18	260	141	82	32	0	5
	19	194	88	71	32	0	3
	20	277	151	72	44	0	10
	21	197	105	54	34	0	4
	22	311	168	87	48	0	8
	23	165	68	61	30	0	6
	24	239	117	76	35	0	11
	25	242	138	73	30	0	1
	26	472	239	144	65	0	24
	27	397	211	114	66	0	6
	28	273	122	102	44	0	5
	29	400	186	135	64	1	14
	30	408	218	126	54	0	10
	31	139	71	49	17	0	2
	32	285	134	80	67	0	4
	33	154	84	40	24	0	6
	34	118	67	32	17	0	2
	35	271	131	87	47	1	5
GRAND TOTAL:		<u>8,324</u>	<u>4,168</u>	<u>2,576</u>	<u>1,337</u>	<u>5</u>	<u>238</u>

TOWN OF HENRIETTA
MEMBER OF TOWN COUNCIL
(VOTE FOR 2)

LEGISLATIVE DISTRICT OR TOWN	ELECTION DISTRICT	TOTAL VOTES	KENNETH H. BREESE REP	JANET B. ZINCK REP	KENNETH H. BREESE CON	KENNETH H. BREESE IND	JANET B. ZINCK IND	SCATTER	BLANK AND VOID
Henrietta	1	604	147	178	47	38	53	1	140
	2	410	104	123	32	35	45	0	71
	3	172	42	50	9	17	20	0	34
	4	374	90	93	20	32	39	1	99
	5	464	120	118	29	30	51	0	116
	6	444	109	126	32	38	44	0	95
	7	444	92	113	39	46	60	2	92
	8	468	112	125	23	50	58	2	98
	9	320	73	77	29	24	31	0	86
	10	448	104	127	37	35	40	0	105
	11	360	81	88	25	33	43	3	87
	12	382	99	114	30	34	36	0	69
	13	454	100	108	41	32	52	1	120
	14	328	86	91	18	22	30	0	81
	15	504	133	149	28	35	48	1	110
	16	312	79	93	20	27	31	2	60
	17	556	111	135	42	54	76	0	138
	18	520	116	145	37	40	54	1	127
	19	388	94	110	30	27	45	2	80
	20	554	152	158	31	42	51	0	120
	21	394	104	118	22	36	44	0	70
	22	622	147	173	39	58	64	2	139
	23	330	80	95	21	33	41	2	58
	24	478	124	145	30	38	46	1	94
	25	484	116	142	46	26	49	0	105
	26	944	218	239	66	71	93	5	252
	27	794	198	227	53	54	74	6	182
	28	546	122	143	50	42	60	0	129
	29	800	178	208	55	65	87	4	203
	30	816	184	227	70	67	83	5	180
	31	278	61	68	28	23	30	1	67
	32	570	129	141	29	51	68	4	148
	33	308	85	97	17	22	18	0	69
	34	236	58	70	16	20	26	0	46
	35	542	142	162	38	37	58	0	105
GRAND TOTAL:		<u>16,648</u>	<u>3,990</u>	<u>4,576</u>	<u>1,179</u>	<u>1,334</u>	<u>1,748</u>	<u>46</u>	<u>3,775</u>

TOWN OF IRONDEQUOIT
SUPERVISOR

LEGISLATIVE DISTRICT OR TOWN	ELECTION DISTRICT	TOTAL VOTES	ADAM J. BELLO	MARY JOYCE D'AURIZIO	MARY JOYCE D'AURIZIO	ADAM J. BELLO	ADAM J. BELLO	SCATTER	BLANK AND VOID
			DEM	REP	CON	WOR	IND		
Irondequoit	1	239	101	91	21	5	14	0	7
	2	162	81	59	16	4	1	0	1
	3	225	102	79	19	10	9	0	6
	4	181	71	77	15	3	13	0	2
	5	159	79	56	11	4	5	0	4
	6	323	162	105	27	9	15	0	5
	7	311	154	101	36	2	15	0	3
	8	195	77	83	26	0	6	0	3
	9	188	86	70	12	3	12	0	5
	10	244	110	90	24	1	17	1	1
	11	120	62	36	9	4	6	0	3
	12	136	61	40	16	5	10	0	4
	13	200	107	54	18	3	8	0	10
	14	216	72	91	32	10	7	0	4
	15	277	125	103	19	6	15	2	7
	16	339	166	109	28	11	20	0	5
	17	149	73	52	12	5	7	0	0
	18	189	78	83	20	2	5	0	1
	19	190	104	50	14	6	12	0	4
	20	204	90	75	18	2	16	0	3
	21	198	102	61	23	4	7	0	1
	22	218	106	69	19	5	15	0	4
	23	172	82	57	11	4	10	0	8
	24	165	85	49	14	9	6	0	2
	25	187	76	67	22	9	10	0	3
	26	120	63	39	8	2	4	0	4
	27	140	48	66	18	0	8	0	0
	28	191	81	67	18	9	11	0	5
	29	126	59	40	10	3	9	0	5
	30	179	83	65	21	6	3	0	1
	31	287	147	86	24	14	12	0	4
	32	182	94	60	14	8	3	0	3
	33	141	69	43	20	3	5	0	1
	34	293	109	135	25	10	8	0	6
	35	127	69	34	11	7	4	0	2
	36	93	55	22	10	1	1	0	4
	37	151	61	69	9	3	8	0	1
	38	123	52	32	11	8	4	0	16
	39	70	31	28	4	1	3	0	3
	40	123	54	45	10	3	9	0	2
	41	182	74	72	14	6	6	0	10
	42	241	105	76	29	6	20	0	5
	43	130	65	37	18	2	7	0	1
	44	408	221	127	24	4	19	2	11
	45	150	66	60	14	0	6	0	4
	46	189	81	71	18	7	7	0	5

TOWN OF IRONDEQUOIT
SUPERVISOR

LEGISLATIVE DISTRICT OR TOWN	ELECTION DISTRICT	TOTAL VOTES	ADAM J. BELLO	MARY JOYCE D'AURIZIO	MARY JOYCE D'AURIZIO	ADAM J. BELLO	ADAM J. BELLO	SCATTER	BLANK AND VOID
			DEM	REP	CON	WOR	IND		
Irondequoit	47	74	38	27	5	1	2	0	1
	48	198	88	76	18	5	9	0	2
	49	186	82	61	26	3	8	2	4
	50	103	61	29	4	1	5	0	3
	51	265	120	91	16	8	22	2	6
	52	163	74	52	15	8	9	0	5
	53	154	69	62	7	8	5	1	2
	54	52	22	17	6	1	5	0	1
	55	181	82	64	14	3	13	0	5
	56	171	86	63	11	5	5	0	1
	57	254	124	94	17	4	10	0	5
	58	194	84	61	29	4	8	0	8
	59	165	66	69	20	1	5	0	4
	60	191	82	72	25	2	7	0	3
	61	237	83	100	28	4	12	0	10
	62	215	104	70	23	2	14	1	1
	63	141	61	52	14	4	3	1	6
	64	60	36	18	0	1	2	0	3
	65	145	84	40	7	5	3	0	6
	66	56	30	14	6	0	1	0	5
	67	140	69	47	8	6	3	0	7
	68	156	80	50	14	6	4	0	2
GRAND TOTAL:		<u>12,334</u>	<u>5,724</u>	<u>4,310</u>	<u>1,125</u>	<u>311</u>	<u>573</u>	<u>12</u>	<u>279</u>

TOWN OF IRONDEQUOIT
TOWN JUSTICE
(VOTE FOR 2)

LEGISLATIVE DISTRICT OR TOWN	ELECTION DISTRICT	TOTAL VOTES	JOSEPH J. VALENTINO	JOSEPH T. GENIER	JOSEPH J. VALENTINO	JOSEPH T. GENIER	JOSEPH J. VALENTINO	JOSEPH J. VALENTINO	JOSEPH T. GENIER	SCATTER	BLANK AND VOID
			DEM	DEM	CON	CON	WOR	IND	IND		
Irondequoit	1	478	124	122	43	38	2	14	16	0	119
	2	324	84	85	32	38	5	3	5	0	72
	3	450	104	106	35	42	9	17	24	0	113
	4	362	81	90	35	42	8	15	15	0	76
	5	318	99	84	20	27	2	6	8	0	72
	6	646	172	180	45	50	10	27	27	0	135
	7	622	162	167	64	65	2	16	18	0	128
	8	390	93	95	50	55	0	10	12	0	75
	9	376	95	82	38	41	1	17	13	0	89
	10	488	111	123	60	63	7	16	15	2	91
	11	240	70	66	10	16	4	7	10	0	57
	12	272	66	67	23	24	6	9	14	0	63
	13	400	110	114	29	33	5	9	12	0	88
	14	432	97	93	55	57	8	9	11	0	102
	15	554	132	133	52	59	6	20	21	1	130
	16	678	179	197	62	64	11	17	19	0	129
	17	298	84	81	27	27	4	9	12	0	54
	18	378	99	102	39	39	2	11	9	0	77
	19	380	110	106	30	30	9	4	5	0	86
	20	408	101	111	40	42	5	18	20	0	71
	21	396	105	106	41	39	5	11	15	0	74
	22	436	121	129	40	41	7	16	18	1	63
	23	344	99	100	27	25	4	14	17	0	58
	24	330	91	92	26	37	7	5	8	0	64
	25	374	86	90	38	45	9	10	13	0	83
	26	240	70	61	18	23	2	7	6	0	53

TOWN OF IRONDEQUOIT
TOWN JUSTICE
(VOTE FOR 2)

LEGISLATIVE DISTRICT OR TOWN	ELECTION DISTRICT	TOTAL VOTES	JOSEPH J. VALENTINO	JOSEPH T. GENIER	JOSEPH J. VALENTINO	JOSEPH T. GENIER	JOSEPH J. VALENTINO	JOSEPH J. VALENTINO	JOSEPH T. GENIER	SCATTER	BLANK AND VOID
			DEM	DEM	CON	CON	WOR	IND	IND		
Irondequoit	27	280	69	66	34	34	6	16	19	0	36
	28	382	88	75	39	46	5	10	14	0	105
	29	252	69	64	26	27	4	4	9	0	49
	30	358	98	104	36	31	5	11	11	0	62
	31	574	157	148	53	56	9	13	20	0	118
	32	364	101	104	38	40	12	3	9	0	57
	33	282	59	64	38	39	1	7	6	0	68
	34	586	126	121	69	68	8	14	16	0	164
	35	254	77	70	18	23	8	10	11	0	37
	36	186	57	50	11	11	1	6	5	2	43
	37	302	76	70	21	25	4	7	9	2	88
	38	246	71	61	20	21	5	6	8	0	54
	39	140	34	33	12	10	1	5	8	0	37
	40	246	69	61	20	25	2	5	7	0	57
	41	364	102	88	28	30	6	8	11	0	91
	42	482	107	106	59	58	11	19	23	0	99
	43	260	65	67	29	28	3	8	9	0	51
	44	816	227	230	59	68	6	29	32	3	162
	45	300	86	79	24	26	1	7	7	0	70
	46	378	84	92	42	42	5	10	10	0	93
	47	148	42	48	19	11	1	2	4	0	21
	48	396	103	105	40	37	6	11	16	0	78
	49	372	77	86	39	46	4	15	16	5	84
	50	206	67	53	12	15	2	6	3	0	48
	51	530	132	141	64	65	6	18	22	0	82
	52	326	91	90	21	23	6	10	14	0	71

TOWN OF IRONDEQUOIT
TOWN JUSTICE
(VOTE FOR 2)

LEGISLATIVE DISTRICT OR TOWN	ELECTION DISTRICT	TOTAL VOTES	JOSEPH J. VALENTINO	JOSEPH T. GENIER	JOSEPH J. VALENTINO	JOSEPH T. GENIER	JOSEPH J. VALENTINO	JOSEPH J. VALENTINO	JOSEPH T. GENIER	SCATTER	BLANK AND VOID
			DEM	DEM	CON	CON	WOR	IND	IND		
Irondequoit											
	53	308	90	77	30	27	6	6	9	0	63
	54	104	29	23	5	9	2	5	6	1	24
	55	362	107	104	28	31	6	11	14	0	61
	56	342	104	100	27	28	1	10	12	0	60
	57	508	131	134	48	48	6	10	18	0	113
	58	388	89	94	42	46	4	17	17	0	79
	59	330	86	87	38	37	2	6	6	0	68
	60	382	82	84	49	44	2	14	15	4	88
	61	474	120	115	53	49	3	14	18	2	100
	62	430	106	109	47	53	2	13	19	0	81
	63	282	81	80	28	28	1	4	4	0	56
	64	120	45	34	5	6	2	3	3	0	22
	65	290	96	83	14	17	3	3	5	0	69
	66	112	37	30	7	6	0	1	1	0	30
	67	280	80	71	19	19	5	6	8	0	72
	68	312	80	81	20	22	4	10	10	1	84
GRAND TOTAL:		<u>24,668</u>	<u>6,442</u>	<u>6,364</u>	<u>2,310</u>	<u>2,437</u>	<u>317</u>	<u>710</u>	<u>847</u>	<u>24</u>	<u>5,217</u>

TOWN OF IRONDEQUOIT
MEMBER OF TOWN COUNCIL
(VOTE FOR 2)
PART 1 OF 2

LEGISLATIVE DISTRICT OR TOWN	ELECTION DISTRICT	TOTAL VOTES	DAVID A. SEELEY	LORIE BARNUM	PAUL A. MARASCO	WILLIAM J. BRONGO	DAVID A. SEELEY	WILLIAM J. BRONGO
			DEM	DEM	REP	REP	CON	CON
Irondequoit								
	1	478	96	98	93	73	20	25
	2	324	79	75	56	52	16	18
	3	450	88	95	70	51	21	18
	4	362	67	70	73	63	14	19
	5	318	79	88	42	36	9	13
	6	646	157	158	106	79	24	22
	7	622	149	150	100	84	38	36
	8	390	83	79	84	76	12	14
	9	376	84	78	65	48	17	16
	10	488	114	109	90	77	26	24
	11	240	50	57	39	38	4	7
	12	272	60	64	37	30	13	13
	13	400	110	104	48	35	22	15
	14	432	77	75	93	77	24	25
	15	554	128	121	101	91	16	24
	16	678	172	154	109	84	25	26
	17	298	72	72	51	37	11	9
	18	378	86	89	72	62	14	20
	19	380	92	108	50	38	19	13
	20	408	92	92	69	55	19	21
	21	396	104	93	68	45	16	22
	22	436	116	110	63	50	17	23
	23	344	89	85	54	47	6	8
	24	330	81	77	57	48	14	13
	25	374	72	62	67	58	18	16
	26	240	50	58	46	27	7	7
	27	280	52	56	67	49	7	14
	28	382	73	72	69	62	14	23
	29	252	56	60	38	27	11	11
	30	358	92	85	55	49	14	15
	31	574	150	142	93	79	22	15
	32	364	88	91	54	50	20	15
	33	282	59	54	55	44	15	18
	34	586	97	103	140	118	24	31
	35	254	60	66	40	23	13	9
	36	186	47	48	23	20	5	6
	37	302	56	57	68	60	12	8
	38	246	55	56	29	27	9	12
	39	140	24	28	24	15	8	7
	40	246	69	69	35	28	9	10
	41	364	74	79	56	55	14	15
	42	482	106	93	78	71	29	22
	43	260	57	57	43	29	14	17
	44	816	191	172	146	139	24	28

TOWN OF IRONDEQUOIT
MEMBER OF TOWN COUNCIL
(VOTE FOR 2)
PART 1 OF 2

LEGISLATIVE DISTRICT OR TOWN	ELECTION DISTRICT	TOTAL VOTES	DAVID A. SEELEY	LORIE BARNUM	PAUL A. MARASCO	WILLIAM J. BRONGO	DAVID A. SEELEY	WILLIAM J. BRONGO
			DEM	DEM	REP	REP	CON	CON
Irondequoit	45	300	67	54	66	52	13	13
	46	378	69	71	72	59	22	19
	47	148	41	36	26	28	3	5
	48	396	85	80	78	69	13	18
	49	372	78	72	59	45	21	20
	50	206	46	47	35	20	4	8
	51	530	126	119	90	65	30	25
	52	326	74	77	50	38	10	11
	53	308	66	65	56	48	10	9
	54	104	19	19	16	14	7	4
	55	362	93	84	52	37	14	14
	56	342	85	79	59	47	10	14
	57	508	112	114	102	83	16	16
	58	388	88	83	58	53	25	25
	59	330	67	62	67	55	16	17
	60	382	74	72	64	50	29	27
	61	474	79	85	109	80	19	26
	62	430	107	105	69	60	18	20
	63	282	68	57	44	37	10	12
	64	120	33	33	15	14	2	1
	65	290	76	78	41	28	4	7
	66	112	29	29	11	6	5	3
	67	280	60	57	46	39	10	15
	68	312	69	67	52	42	12	15
GRAND TOTAL:		<u>24,668</u>	<u>5,564</u>	<u>5,454</u>	<u>4,253</u>	<u>3,475</u>	<u>1,029</u>	<u>1,087</u>

TOWN OF IRONDEQUOIT
MEMBER OF TOWN COUNCIL
(VOTE FOR 2)
PART 2 OF 2

LEGISLATIVE DISTRICT OR TOWN	ELECTION DISTRICT	TOTAL VOTES	DAVID A. SEELEY	LORIE BARNUM	DAVID A. SEELEY	LORIE BARNUM	SCATTER	BLANK AND VOID
			WOR	WOR	IND	IND		
Irondequoit	1	478	3	4	8	10	0	48
	2	324	3	5	3	1	0	16
	3	450	13	16	13	14	0	51
	4	362	7	10	3	7	0	29
	5	318	3	3	6	6	0	33
	6	646	10	18	16	18	0	38
	7	622	5	6	10	10	0	34
	8	390	1	4	10	8	0	19
	9	376	1	1	13	16	0	37
	10	488	3	8	10	12	2	13
	11	240	4	3	5	5	0	28
	12	272	5	6	8	8	0	28
	13	400	4	6	10	8	0	38
	14	432	6	12	8	6	0	29
	15	554	5	6	13	18	0	31
	16	678	10	11	12	13	0	62
	17	298	5	8	7	10	0	16
	18	378	1	5	9	9	0	11
	19	380	8	8	5	7	0	32
	20	408	3	9	12	14	0	22
	21	396	5	8	8	13	0	14
	22	436	5	4	13	8	0	27
	23	344	5	8	8	9	0	25
	24	330	6	4	6	3	0	21
	25	374	8	12	9	12	1	39
	26	240	1	7	4	5	0	28
	27	280	1	1	11	11	0	11
	28	382	4	5	13	11	0	36
	29	252	4	5	8	10	0	22
	30	358	1	3	8	10	0	26
	31	574	11	15	12	10	0	25
	32	364	6	11	6	6	0	17
	33	282	4	4	6	7	0	16
	34	586	6	7	3	6	0	51
	35	254	9	10	4	6	0	14
	36	186	3	2	3	2	0	27
	37	302	3	1	3	8	0	26
	38	246	5	4	8	7	0	34
	39	140	1	2	5	4	0	22
	40	246	3	2	4	5	0	12
	41	364	4	6	8	10	0	43
	42	482	10	13	10	13	2	35
	43	260	1	4	7	9	0	22
	44	816	6	8	21	24	2	55

TOWN OF IRONDEQUOIT
MEMBER OF TOWN COUNCIL
(VOTE FOR 2)
PART 2 OF 2

LEGISLATIVE DISTRICT OR TOWN	ELECTION DISTRICT	TOTAL VOTES	DAVID A. SEELEY	LORIE BARNUM	DAVID A. SEELEY	LORIE BARNUM	SCATTER	BLANK AND VOID
			WOR	WOR	IND	IND		
Irondequoit	45	300	2	2	4	6	0	21
	46	378	7	10	5	7	0	37
	47	148	1	1	1	1	0	5
	48	396	6	10	12	6	0	19
	49	372	4	11	12	15	4	31
	50	206	1	3	3	3	0	36
	51	530	5	7	17	21	0	25
	52	326	7	7	10	13	0	29
	53	308	6	11	4	6	0	27
	54	104	2	4	3	6	0	10
	55	362	7	9	9	10	0	33
	56	342	6	9	5	6	0	22
	57	508	6	8	8	8	0	35
	58	388	4	3	12	9	0	28
	59	330	3	5	3	5	0	30
	60	382	2	6	6	8	1	43
	61	474	2	5	15	16	0	38
	62	430	1	4	14	13	0	19
	63	282	3	5	5	8	0	33
	64	120	2	1	2	2	0	15
	65	290	6	4	3	4	0	39
	66	112	1	0	1	2	0	25
	67	280	4	7	2	5	0	35
	68	312	2	5	6	7	0	35
GRAND TOTAL:		<u>24,668</u>	<u>302</u>	<u>432</u>	<u>531</u>	<u>596</u>	<u>12</u>	<u>1,933</u>

TOWN OF MENDON
SUPERVISOR

LEGISLATIVE DISTRICT OR TOWN	ELECTION DISTRICT	TOTAL VOTES	JOHN D. MOFFITT REP	JOHN D. MOFFITT CON	JOHN D. MOFFITT IND	SCATTER	BLANK AND VOID
Mendon	1	262	128	54	42	1	37
	2	244	122	38	35	0	49
	3	305	164	53	40	1	47
	4	191	110	16	27	1	37
	5	228	105	48	32	0	43
	6	213	98	41	31	0	43
	7	273	155	52	30	2	34
	8	91	43	18	13	0	17
	9	231	123	33	35	0	40
GRAND TOTAL:		2,038	1,048	353	285	5	347

TOWN OF MENDON
TOWN CLERK

LEGISLATIVE DISTRICT OR TOWN	ELECTION DISTRICT	TOTAL VOTES	JAMES P. MERZKE REP	JAMES P. MERZKE CON	JAMES P. MERZKE IND	SCATTER	BLANK AND VOID
Mendon							
	1	262	131	55	38	0	38
	2	244	125	32	34	1	52
	3	305	168	51	45	0	41
	4	191	110	18	29	1	33
	5	228	112	43	35	0	38
	6	213	101	41	33	0	38
	7	273	157	52	29	0	35
	8	91	41	19	12	0	19
	9	231	122	30	38	0	41
GRAND TOTAL:		<u>2,038</u>	<u>1,067</u>	<u>341</u>	<u>293</u>	<u>2</u>	<u>335</u>

TOWN OF MENDON
TOWN JUSTICE

LEGISLATIVE DISTRICT OR TOWN	ELECTION DISTRICT	TOTAL VOTES	CARA M. BRIGGS	CARA M. BRIGGS	CARA M. BRIGGS	SCATTER	BLANK AND VOID
			REP	CON	IND		
Mendon	1	262	123	52	39	1	47
	2	244	118	34	35	0	57
	3	305	161	47	43	0	54
	4	191	108	16	24	1	42
	5	228	101	43	37	0	47
	6	213	100	40	33	0	40
	7	273	151	52	31	0	39
	8	91	44	18	13	0	16
	9	231	117	29	37	0	48
GRAND TOTAL:		<u>2,038</u>	<u>1,023</u>	<u>331</u>	<u>292</u>	<u>2</u>	<u>390</u>

TOWN OF MENDON
MEMBER OF TOWN COUNCIL
(VOTE FOR 2)

LEGISLATIVE DISTRICT OR TOWN	ELECTION DISTRICT	TOTAL VOTES	JOE ROSENSHEIN	BYRON H. RUBIN	JOHN E. ROONEY	CYNTHIA M. CARROLL	JOHN E. ROONEY	CYNTHIA M. CARROLL	JOE ROSENSHEIN	JOHN E. ROONEY	CYNTHIA M. CARROLL	BYRON H. RUBIN	SCATTER	BLANK AND VOID
			DEM	DEM	REP	REP	CON	CON	WOR/CNV	IND	IND	CNV		
Mendon	1	524	82	70	92	101	52	55	7	13	20	3	0	29
	2	488	89	83	87	85	33	32	11	13	13	6	0	36
	3	610	89	84	130	139	46	52	5	13	15	4	0	33
	4	382	74	63	81	85	14	13	6	8	11	4	2	21
	5	456	77	73	83	81	42	42	9	13	13	10	0	13
	6	426	77	73	77	80	37	37	7	13	14	4	0	7
	7	546	76	68	124	126	47	45	7	10	13	5	0	25
	8	182	29	26	32	37	16	17	3	7	7	1	0	7
	9	462	86	74	89	97	27	31	6	5	9	8	0	30
GRAND TOTAL:		<u>4,076</u>	<u>679</u>	<u>614</u>	<u>795</u>	<u>831</u>	<u>314</u>	<u>324</u>	<u>61</u>	<u>95</u>	<u>115</u>	<u>45</u>	<u>2</u>	<u>201</u>

TOWN OF MENDON
SUPERINTENDENT OF HIGHWAYS

LEGISLATIVE DISTRICT OR TOWN	ELECTION DISTRICT	TOTAL VOTES	WILLIAM E. SMITH REP	WILLIAM E. SMITH CON	WILLIAM E. SMITH IND	SCATTER	BLANK AND VOID
Mendon							
	1	262	128	54	42	0	38
	2	244	119	34	34	1	56
	3	305	166	50	43	1	45
	4	191	107	18	29	1	36
	5	228	101	48	35	0	44
	6	213	97	39	33	1	43
	7	273	156	51	29	0	37
	8	91	41	18	13	0	19
	9	231	122	29	40	0	40
GRAND TOTAL:		<u>2,038</u>	<u>1,037</u>	<u>341</u>	<u>298</u>	<u>4</u>	<u>358</u>

TOWN OF OGDEN
SUPERVISOR

LEGISLATIVE DISTRICT OR TOWN	ELECTION DISTRICT	TOTAL VOTES	GAY H. LENHARD	GAY H. LENHARD	GAY H. LENHARD	SCATTER	BLANK AND VOID
			REP	CON	IND		
Ogden							
	1	139	76	20	10	1	32
	2	181	87	29	22	1	42
	3	196	104	30	26	2	34
	4	145	68	38	14	2	23
	5	158	85	24	21	3	25
	6	140	77	26	17	0	20
	7	96	47	19	9	0	21
	8	155	88	14	11	0	42
	9	152	79	26	22	3	22
	10	132	71	29	13	0	19
	11	152	79	30	16	0	27
	12	152	85	28	14	1	24
	13	133	68	25	21	2	17
	14	103	54	19	9	0	21
	15	189	93	38	15	1	42
	16	115	63	23	5	0	24
	17	102	50	19	11	1	21
	18	141	63	38	16	5	19
	19	175	109	33	6	1	26
	20	174	86	38	13	0	37
GRAND TOTAL:		<u>2,930</u>	<u>1,532</u>	<u>546</u>	<u>291</u>	<u>23</u>	<u>538</u>

TOWN OF OGDEN
TOWN JUSTICE

LEGISLATIVE DISTRICT OR TOWN	ELECTION DISTRICT	TOTAL VOTES	DAVID A. MURANTE	DAVID A. MURANTE	DAVID A. MURANTE	SCATTER	BLANK AND VOID
			REP	CON	IND		
Ogden							
	1	139	77	21	11	1	29
	2	181	90	28	28	1	34
	3	196	110	27	27	1	31
	4	145	65	41	16	0	23
	5	158	82	29	24	1	22
	6	140	76	27	16	0	21
	7	96	48	21	10	0	17
	8	155	86	18	12	0	39
	9	152	77	25	24	0	26
	10	132	71	29	13	0	19
	11	152	77	31	18	0	26
	12	152	83	29	16	0	24
	13	133	70	24	24	0	15
	14	103	55	19	8	0	21
	15	189	96	38	20	0	35
	16	115	67	23	7	0	18
	17	102	52	21	11	0	18
	18	141	64	37	16	3	21
	19	175	112	29	6	1	27
	20	174	90	39	14	0	31
GRAND TOTAL:		<u>2,930</u>	<u>1,548</u>	<u>556</u>	<u>321</u>	<u>8</u>	<u>497</u>

TOWN OF OGDEN
MEMBER OF TOWN COUNCIL
(VOTE FOR 2)

LEGISLATIVE DISTRICT OR TOWN	ELECTION DISTRICT	TOTAL VOTES	THOMAS	THOMAS	THOMAS	THOMAS	THOMAS	THOMAS	THOMAS	SCATTER	BLANK AND VOID
			J. COLE REP	J. USCHOLD REP	J. COLE CON	J. USCHOLD CON	J. COLE IND	J. USCHOLD IND			
Ogden											
	1	278	77	74	21	20	10	11	2	63	
	2	362	86	81	27	31	23	24	2	88	
	3	392	104	99	29	30	26	24	0	80	
	4	290	64	63	40	41	16	15	0	51	
	5	316	85	77	26	28	21	21	4	54	
	6	280	73	67	25	27	19	20	0	49	
	7	192	48	45	20	18	7	9	0	45	
	8	310	84	82	18	18	11	11	0	86	
	9	304	78	73	23	23	24	24	0	59	
	10	264	66	60	29	28	14	13	0	54	
	11	304	77	73	29	26	18	15	0	66	
	12	304	80	73	30	32	16	16	0	57	
	13	266	69	66	25	25	21	22	2	36	
	14	206	50	49	21	18	9	9	0	50	
	15	378	99	87	32	36	22	19	1	82	
	16	230	63	57	25	23	7	7	0	48	
	17	204	48	47	22	21	12	10	1	43	
	18	282	65	62	38	38	15	14	2	48	
	19	350	103	97	34	33	7	6	2	68	
	20	348	88	80	38	38	15	14	0	75	
GRAND TOTAL:		<u>5,860</u>	<u>1,507</u>	<u>1,412</u>	<u>552</u>	<u>554</u>	<u>313</u>	<u>304</u>	<u>16</u>	<u>1,202</u>	

TOWN OF OGDEN
SUPERINTENDENT OF HIGHWAYS

LEGISLATIVE DISTRICT OR TOWN	ELECTION DISTRICT	TOTAL VOTES	DAVID H. WIDGER REP	DAVID H. WIDGER CON	DAVID H. WIDGER IND	SCATTER	BLANK AND VOID
Ogden	1	139	74	21	10	0	34
	2	181	87	30	23	1	40
	3	196	105	29	25	1	36
	4	145	63	40	15	0	27
	5	158	84	25	23	1	25
	6	140	72	26	19	0	23
	7	96	49	19	8	0	20
	8	155	84	17	9	0	45
	9	152	78	23	24	0	27
	10	132	68	31	15	0	18
	11	152	82	31	19	0	20
	12	152	85	26	16	1	24
	13	133	66	25	22	2	18
	14	103	53	21	11	0	18
	15	189	93	34	23	1	38
	16	115	65	22	8	0	20
	17	102	51	20	12	2	17
	18	141	63	37	17	1	23
	19	175	103	33	8	2	29
	20	174	87	38	15	0	34
GRAND TOTAL:		2,930	1,512	548	322	12	536

TOWN OF PARMA
SUPERVISOR

LEGISLATIVE DISTRICT OR TOWN	ELECTION DISTRICT	TOTAL VOTES	JAMES M. SMITH REP	JAMES M. SMITH CON	JAMES M. SMITH IND	EDWARD ARNOLD CSPP	SCATTER	BLANK AND VOID
Parma								
	1	193	78	37	15	42	0	21
	2	223	96	26	15	70	1	15
	3	166	74	22	13	50	0	7
	4	214	92	25	14	70	0	13
	5	155	60	6	8	73	0	8
	6	90	35	8	3	38	0	6
	7	220	98	30	8	69	1	14
	8	316	144	34	16	92	0	30
	9	196	65	20	15	87	0	9
	10	201	61	25	13	95	0	7
	11	218	89	28	27	53	0	21
	12	151	86	11	12	33	0	9
	13	337	120	26	24	152	1	14
	14	133	55	18	12	37	2	9
	15	210	60	31	12	101	0	6
GRAND TOTAL:		<u>3,023</u>	<u>1,213</u>	<u>347</u>	<u>207</u>	<u>1,062</u>	<u>5</u>	<u>189</u>

TOWN OF PARMA
TOWN CLERK

LEGISLATIVE DISTRICT OR TOWN	ELECTION DISTRICT	TOTAL VOTES	DONNA K. CURRY REP	DONNA K. CURRY CON	DONNA K. CURRY IND	SCATTER	BLANK AND VOID
Parma							
	1	193	92	45	27	0	29
	2	223	123	36	31	1	32
	3	166	87	32	23	0	24
	4	214	114	42	28	0	30
	5	155	89	21	19	1	25
	6	90	45	17	12	0	16
	7	220	132	46	22	0	20
	8	316	190	45	34	1	46
	9	196	100	34	28	0	34
	10	201	91	47	31	2	30
	11	218	114	37	36	0	31
	12	151	99	15	20	0	17
	13	337	171	45	55	0	66
	14	133	68	23	22	1	19
	15	210	98	45	36	0	31
GRAND TOTAL:		<u>3,023</u>	<u>1,613</u>	<u>530</u>	<u>424</u>	<u>6</u>	<u>450</u>

TOWN OF PARMA
TOWN JUSTICE

LEGISLATIVE DISTRICT OR TOWN	ELECTION DISTRICT	TOTAL VOTES	JAMES E. MALEY, JR. REP	JAMES E. MALEY, JR. CON	JAMES E. MALEY, JR. IND	SCATTER	BLANK AND VOID
Parma	1	193	95	43	20	0	35
	2	223	122	35	29	1	36
	3	166	88	36	18	0	24
	4	214	102	42	30	1	39
	5	155	88	19	20	0	28
	6	90	44	14	12	0	20
	7	220	127	44	22	0	27
	8	316	180	49	37	1	49
	9	196	101	37	25	0	33
	10	201	96	45	30	0	30
	11	218	109	35	34	0	40
	12	151	98	15	19	0	19
	13	337	163	48	51	0	75
	14	133	70	24	17	1	21
	15	210	93	41	38	0	38
GRAND TOTAL:		<u>3,023</u>	<u>1,576</u>	<u>527</u>	<u>402</u>	<u>4</u>	<u>514</u>

TOWN OF PARMA
MEMBER OF TOWN COUNCIL
(VOTE FOR 2)

LEGISLATIVE DISTRICT OR TOWN	ELECTION DISTRICT	TOTAL VOTES	TINA M. BROWN	JAMES ROOSE	TINA M. BROWN	JAMES ROOSE	TINA M. BROWN	JAMES ROOSE	MARK F. BERNREUTHER	STANLEY J. HOY	SCATTER	BLANK AND VOID
			REP	REP	CON	CON	IND	IND	CSP	CSP		
Parma												
	1	386	77	68	38	38	11	13	51	45	0	45
	2	446	97	92	23	24	15	11	79	71	2	32
	3	332	68	70	21	20	14	9	54	51	0	25
	4	428	84	84	26	23	19	20	73	69	0	30
	5	310	64	60	10	9	10	8	68	66	0	15
	6	180	36	37	11	8	4	4	33	33	0	14
	7	440	96	90	34	30	8	7	74	71	0	30
	8	632	141	134	29	32	19	17	101	101	0	58
	9	392	63	59	26	25	16	17	79	75	0	32
	10	402	59	56	26	24	15	13	92	94	0	23
	11	436	87	90	32	33	26	25	52	42	0	49
	12	302	81	73	9	10	12	14	40	39	0	24
	13	674	113	106	27	26	20	18	162	162	0	40
	14	266	56	52	15	16	15	14	37	36	2	23
	15	420	63	61	28	29	15	12	99	94	0	19
GRAND TOTAL:		<u>6,046</u>	<u>1,185</u>	<u>1,132</u>	<u>355</u>	<u>347</u>	<u>219</u>	<u>202</u>	<u>1,094</u>	<u>1,049</u>	<u>4</u>	<u>459</u>

TOWN OF PARMA
SUPERINTENDENT OF HIGHWAYS

LEGISLATIVE DISTRICT OR TOWN	ELECTION DISTRICT	TOTAL VOTES	BRIAN F. SPEER REP	BRIAN F. SPEER CON	BRIAN F. SPEER IND	SCATTER	BLANK AND VOID
Parma							
	1	193	89	44	30	0	30
	2	223	117	32	27	1	46
	3	166	86	31	20	0	29
	4	214	103	35	33	0	43
	5	155	74	17	21	1	42
	6	90	40	14	12	0	24
	7	220	119	45	17	0	39
	8	316	178	44	36	2	56
	9	196	99	30	26	0	41
	10	201	87	43	31	1	39
	11	218	110	33	33	0	42
	12	151	95	12	28	1	15
	13	337	151	43	52	4	87
	14	133	68	22	21	0	22
	15	210	93	39	37	0	41
GRAND TOTAL:		<u><u>3,023</u></u>	<u><u>1,509</u></u>	<u><u>484</u></u>	<u><u>424</u></u>	<u><u>10</u></u>	<u><u>596</u></u>

TOWN OF PENFIELD
SUPERVISOR

LEGISLATIVE DISTRICT OR TOWN	ELECTION DISTRICT	TOTAL VOTES	TONY LAFOUNTAIN REP	TONY LAFOUNTAIN CON	TONY LAFOUNTAIN IND	SCATTER	BLANK AND VOID
Penfield							
	1	69	28	18	12	0	11
	2	174	92	20	28	0	34
	3	149	77	30	19	0	23
	4	189	100	45	20	1	23
	5	220	89	33	30	2	66
	6	148	81	29	15	0	23
	7	220	104	29	42	2	43
	8	151	77	25	19	0	30
	9	265	128	30	42	1	64
	10	151	86	18	17	0	30
	11	103	64	7	13	0	19
	12	198	118	20	25	1	34
	13	202	117	28	27	0	30
	14	222	122	30	22	1	47
	15	227	121	31	33	4	38
	16	101	43	8	22	1	27
	17	193	105	17	29	1	41
	18	141	77	9	21	1	33
	19	258	133	26	38	3	58
	20	230	114	44	30	1	41
	21	196	112	20	26	3	35
	22	151	72	18	30	3	28
	23	233	127	32	26	3	45
	24	258	143	28	37	1	49
	25	142	88	18	10	0	26
	26	105	65	6	14	0	20
	27	162	92	16	24	1	29
	28	178	90	22	35	0	31
	29	200	103	28	39	0	30
	30	285	156	49	29	3	48
	31	128	76	9	11	1	31
	32	105	59	12	13	2	19
	33	189	97	35	26	1	30
	34	129	69	18	22	0	20
	35	214	121	22	29	0	42
	36	130	67	16	21	0	26
	37	311	193	29	28	1	60
	38	123	69	24	14	1	15
	39	108	59	17	16	0	16
	40	166	98	9	22	2	35
	41	194	128	30	14	0	22
	42	128	69	18	16	1	24
GRAND TOTAL:		<u>7,446</u>	<u>4,029</u>	<u>973</u>	<u>1,006</u>	<u>42</u>	<u>1,396</u>

TOWN OF PENFIELD
TOWN CLERK

LEGISLATIVE DISTRICT OR TOWN	ELECTION DISTRICT	TOTAL VOTES	AMY M. STEKLOF	AMY M. STEKLOF	AMY M. STEKLOF	SCATTER	BLANK AND VOID
			REP	CON	IND		
Penfield							
	1	69	30	15	11	0	13
	2	174	94	22	25	0	33
	3	149	70	32	18	0	29
	4	189	98	46	16	1	28
	5	220	86	37	38	0	59
	6	148	79	30	15	0	24
	7	220	92	29	43	0	56
	8	151	76	27	21	0	27
	9	265	124	32	48	0	61
	10	151	85	19	18	0	29
	11	103	62	7	14	0	20
	12	198	117	22	25	1	33
	13	202	111	28	31	0	32
	14	222	118	31	25	0	48
	15	227	116	35	37	0	39
	16	101	41	8	20	0	32
	17	193	105	15	30	0	43
	18	141	78	10	24	1	28
	19	258	130	28	40	0	60
	20	230	114	41	32	0	43
	21	196	109	21	26	0	40
	22	151	68	17	32	2	32
	23	233	128	33	27	1	44
	24	258	142	27	42	0	47
	25	142	82	18	14	0	28
	26	105	58	8	11	0	28
	27	162	89	15	24	1	33
	28	178	86	26	34	1	31
	29	200	98	28	38	0	36
	30	285	155	47	30	3	50
	31	128	79	9	11	1	28
	32	105	56	9	16	1	23
	33	189	92	34	28	1	34
	34	129	68	17	21	0	23
	35	214	115	20	31	0	48
	36	130	67	15	24	0	24
	37	311	188	31	34	0	58
	38	123	64	23	13	0	23
	39	108	57	21	16	0	14
	40	166	92	9	24	1	40
	41	194	122	30	16	0	26
	42	128	68	17	16	1	26
GRAND TOTAL:		<u>7,446</u>	<u>3,909</u>	<u>989</u>	<u>1,059</u>	<u>16</u>	<u>1,473</u>

TOWN OF PENFIELD
TOWN JUSTICE

LEGISLATIVE DISTRICT OR TOWN	ELECTION DISTRICT	TOTAL VOTES	JIM MULLEY	JIM MULLEY	JIM MULLEY	SCATTER	BLANK AND VOID
			REP	CON	IND		
Penfield							
	1	69	29	15	14	0	11
	2	174	91	21	26	0	36
	3	149	67	30	19	0	33
	4	189	96	43	19	1	30
	5	220	84	37	39	1	59
	6	148	78	29	15	0	26
	7	220	107	29	42	0	42
	8	151	76	24	19	0	32
	9	265	124	31	43	1	66
	10	151	81	18	20	0	32
	11	103	61	7	12	0	23
	12	198	112	23	24	0	39
	13	202	113	27	28	0	34
	14	222	118	34	23	0	47
	15	227	116	34	36	1	40
	16	101	45	7	20	1	28
	17	193	108	16	34	0	35
	18	141	76	9	22	1	33
	19	258	131	27	39	0	61
	20	230	112	36	36	0	46
	21	196	108	19	30	0	39
	22	151	62	21	32	1	35
	23	233	127	29	26	0	51
	24	258	145	27	39	0	47
	25	142	79	19	14	0	30
	26	105	59	9	13	0	24
	27	162	84	15	27	1	35
	28	178	86	26	33	0	33
	29	200	99	28	36	0	37
	30	285	154	43	32	0	56
	31	128	75	10	11	1	31
	32	105	55	11	16	1	22
	33	189	97	32	27	1	32
	34	129	69	16	23	0	21
	35	214	117	22	31	1	43
	36	130	67	16	23	0	24
	37	311	184	29	33	0	65
	38	123	67	22	16	0	18
	39	108	58	20	17	0	13
	40	166	96	8	25	0	37
	41	194	125	28	17	0	24
	42	128	67	17	18	0	26
GRAND TOTAL:		<u>7,446</u>	<u>3,905</u>	<u>964</u>	<u>1,069</u>	<u>12</u>	<u>1,496</u>

TOWN OF PENFIELD
MEMBER OF TOWN COUNCIL
(VOTE FOR 2)

LEGISLATIVE DISTRICT OR TOWN	ELECTION DISTRICT	TOTAL VOTES	TIMOTHY M. MURPHY DEM	JEFF BURNS DEM	ANDY MOORE REP	PAULA C. METZLER REP	ANDY MOORE CON	PAULA C. METZLER CON	TIMOTHY M. MURPHY WOR	ANDY MOORE IND	PAULA C. METZLER IND	SCATTER	BLANK AND VOID
Penfield													
	1	138	25	24	19	19	14	15	2	5	7	0	8
	2	348	81	75	59	59	17	18	9	7	7	0	16
	3	298	43	42	59	58	28	28	4	6	11	1	18
	4	378	49	45	73	85	39	40	9	8	10	0	20
	5	440	106	110	53	55	30	30	12	13	14	0	17
	6	296	55	49	57	65	27	23	2	4	3	0	11
	7	440	111	101	70	64	23	22	7	11	10	1	20
	8	302	50	50	52	56	25	20	7	3	8	0	31
	9	530	157	135	68	74	19	21	9	6	12	0	29
	10	302	67	68	57	59	13	12	3	5	4	0	14
	11	206	44	36	38	42	10	10	4	1	1	0	20
	12	396	78	79	83	78	22	18	5	2	3	0	28
	13	404	80	65	79	79	21	22	4	10	12	0	32
	14	444	71	72	83	88	29	27	13	9	12	0	40
	15	454	85	81	81	78	31	32	10	13	16	0	27
	16	202	67	67	21	24	6	5	2	4	4	0	2
	17	386	97	96	62	62	14	15	6	9	10	0	15
	18	282	70	62	51	52	7	11	8	4	5	0	12
	19	516	136	129	86	85	24	24	6	10	10	0	6
	20	460	115	102	63	59	30	26	13	12	10	0	30
	21	392	102	90	66	64	18	15	9	9	10	0	9
	22	302	76	70	49	48	15	14	3	6	6	0	15
	23	466	108	96	84	85	25	28	12	7	7	0	14
	24	516	107	117	97	94	24	27	6	16	14	0	14
	25	284	37	35	72	71	15	18	6	6	7	0	17
	26	210	38	41	45	45	3	5	8	4	5	0	16
	27	324	74	61	60	54	14	14	8	9	12	0	18

TOWN OF PENFIELD
MEMBER OF TOWN COUNCIL
(VOTE FOR 2)

LEGISLATIVE DISTRICT OR TOWN	ELECTION DISTRICT	TOTAL VOTES	TIMOTHY M. MURPHY DEM	JEFF BURNS DEM	ANDY MOORE REP	PAULA C. METZLER REP	ANDY MOORE CON	PAULA C. METZLER CON	TIMOTHY M. MURPHY WOR	ANDY MOORE IND	PAULA C. METZLER IND	SCATTER	BLANK AND VOID
Penfield													
	28	356	78	67	66	61	16	19	6	7	14	0	22
	29	400	78	70	73	68	29	29	5	10	13	0	25
	30	570	123	112	105	105	33	35	9	11	12	0	25
	31	256	67	62	40	49	8	8	4	2	3	0	13
	32	210	48	45	38	34	10	11	3	3	6	0	12
	33	378	78	70	62	64	28	31	11	9	14	0	11
	34	258	51	48	41	42	18	17	2	10	9	0	20
	35	428	107	91	58	69	19	22	5	11	12	2	32
	36	260	60	59	43	46	11	12	5	10	9	0	5
	37	622	123	97	138	137	25	27	6	11	13	0	45
	38	246	43	37	47	51	19	17	3	6	6	0	17
	39	216	37	36	44	43	14	18	7	5	4	0	8
	40	332	83	76	58	60	6	7	6	8	7	0	21
	41	388	63	54	99	92	27	25	4	8	7	0	9
	42	256	54	48	48	46	15	16	4	3	5	0	17
GRAND TOTAL:		<u>14,892</u>	<u>3,222</u>	<u>2,970</u>	<u>2,647</u>	<u>2,669</u>	<u>821</u>	<u>834</u>	<u>267</u>	<u>313</u>	<u>364</u>	<u>4</u>	<u>781</u>

TOWN OF PERINTON
SUPERVISOR

LEGISLATIVE DISTRICT OR TOWN	ELECTION DISTRICT	TOTAL VOTES	MIKE BARKER	MIKE BARKER	MIKE BARKER	SCATTER	BLANK AND VOID
			REP	CON	IND		
Perinton							
	1	234	141	23	28	6	36
	2	171	98	14	31	2	26
	3	175	105	25	24	1	20
	4	139	63	16	28	2	30
	5	76	34	12	16	0	14
	6	137	71	10	20	2	34
	7	188	101	21	22	2	42
	8	149	80	26	11	5	27
	9	229	154	25	27	4	19
	10	177	108	20	27	1	21
	11	123	68	15	16	2	22
	12	145	81	14	19	1	30
	13	145	95	15	15	4	16
	14	165	90	24	20	4	27
	15	128	78	18	18	0	14
	16	128	66	21	24	1	16
	17	186	96	16	37	0	37
	18	187	110	30	18	3	26
	19	155	85	26	17	1	26
	20	172	104	19	17	1	31
	21	212	134	29	25	2	22
	22	114	65	18	19	1	11
	23	219	132	27	31	3	26
	24	287	166	40	28	2	51
	25	119	57	15	21	0	26
	26	188	112	30	22	3	21
	27	124	76	18	11	0	19
	28	127	72	14	17	2	22
	29	83	52	10	16	1	4
	30	133	78	19	26	0	10
	31	218	138	21	28	2	29
	32	134	77	25	22	1	9
	33	166	98	17	23	4	24
	34	166	98	23	16	3	26
	35	141	82	22	18	2	17
	36	79	46	13	13	0	7
	37	161	91	24	26	0	20
	38	180	114	23	25	1	17
	39	157	98	28	15	2	14
	40	108	55	19	17	1	16
	41	94	49	23	10	0	12
	42	118	67	20	14	0	17
	43	279	164	34	41	0	40
	44	140	91	15	13	2	19
	45	189	119	22	16	8	24
	46	79	35	14	18	0	12
	47	140	80	27	12	1	20
	48	100	52	15	16	3	14
	49	142	81	18	22	0	21

TOWN OF PERINTON
SUPERVISOR

LEGISLATIVE DISTRICT OR TOWN	ELECTION DISTRICT	TOTAL VOTES	MIKE BARKER REP	MIKE BARKER CON	MIKE BARKER IND	SCATTER	BLANK AND VOID
Perinton							
	50	43	15	3	9	0	16
	51	167	103	25	20	2	17
	52	129	83	16	14	1	15
	53	146	77	17	12	1	39
	54	249	163	25	26	1	34
	55	177	118	17	21	0	21
	56	167	105	23	18	1	20
GRAND TOTAL:		<u>8,684</u>	<u>5,071</u>	<u>1,139</u>	<u>1,136</u>	<u>92</u>	<u>1,246</u>

TOWN OF PERINTON
TOWN CLERK

LEGISLATIVE DISTRICT OR TOWN	ELECTION DISTRICT	TOTAL VOTES	JENNIFER A. WEST	JENNIFER A. WEST	JENNIFER A. WEST	SCATTER	BLANK AND VOID
			REP	CON	IND		
Perinton							
	1	234	146	23	30	0	35
	2	171	95	16	34	2	24
	3	175	105	23	26	1	20
	4	139	62	17	27	0	33
	5	76	33	11	15	0	17
	6	137	71	11	22	0	33
	7	188	97	21	29	1	40
	8	149	81	27	9	3	29
	9	229	147	30	25	0	27
	10	177	108	20	27	0	22
	11	123	65	16	17	1	24
	12	145	84	15	17	0	29
	13	145	94	17	16	0	18
	14	165	86	22	23	0	34
	15	128	74	17	20	0	17
	16	128	70	20	23	0	15
	17	186	93	22	35	0	36
	18	187	107	28	22	0	30
	19	155	90	25	15	0	25
	20	172	98	21	18	1	34
	21	212	133	28	25	1	25
	22	114	64	18	18	0	14
	23	219	130	31	34	0	24
	24	287	167	41	28	0	51
	25	119	53	14	24	0	28
	26	188	108	31	27	1	21
	27	124	73	20	13	0	18
	28	127	72	17	17	0	21
	29	83	47	13	16	0	7
	30	133	76	23	23	0	11
	31	218	140	24	26	0	28
	32	134	74	26	22	0	12
	33	166	98	16	24	2	26
	34	166	98	23	16	0	29
	35	141	84	19	21	0	17
	36	79	44	13	15	0	7
	37	161	92	24	24	0	21
	38	180	106	27	28	0	19
	39	157	97	24	14	1	21
	40	108	52	21	16	0	19
	41	94	47	24	10	0	13
	42	118	68	19	14	0	17
	43	279	158	37	40	0	44
	44	140	90	14	14	2	20
	45	189	119	25	20	1	24
	46	79	36	12	18	0	13
	47	140	79	24	11	2	24
	48	100	53	14	15	1	17
	49	142	82	16	25	0	19

TOWN OF PERINTON
TOWN CLERK

LEGISLATIVE DISTRICT OR TOWN	ELECTION DISTRICT	TOTAL VOTES	JENNIFER A. WEST REP	JENNIFER A. WEST CON	JENNIFER A. WEST IND	SCATTER	BLANK AND VOID
Perinton							
	50	43	16	3	8	0	16
	51	167	101	24	25	0	17
	52	129	81	19	11	1	17
	53	146	77	17	14	1	37
	54	249	166	23	29	0	31
	55	177	107	18	25	0	27
	56	167	99	25	17	0	26
GRAND TOTAL:		<u>8,684</u>	<u>4,993</u>	<u>1,169</u>	<u>1,177</u>	<u>22</u>	<u>1,323</u>

TOWN OF PERINTON
TOWN JUSTICE

<u>LEGISLATIVE DISTRICT OR TOWN</u>	<u>ELECTION DISTRICT</u>	<u>TOTAL VOTES</u>	<u>MICHAEL H. ARNOLD REP</u>	<u>MICHAEL H. ARNOLD CON</u>	<u>MICHAEL H. ARNOLD IND</u>	<u>SCATTER</u>	<u>BLANK AND VOID</u>
Perinton							
	1	234	144	21	28	0	41
	2	171	96	16	33	1	25
	3	175	101	21	31	1	21
	4	139	65	15	27	0	32
	5	76	32	13	15	0	16
	6	137	69	10	22	0	36
	7	188	96	21	29	1	41
	8	149	78	24	13	2	32
	9	229	145	28	29	0	27
	10	177	106	20	28	0	23
	11	123	67	13	17	1	25
	12	145	84	14	17	0	30
	13	145	92	18	17	0	18
	14	165	86	23	23	1	32
	15	128	75	16	20	0	17
	16	128	69	21	21	0	17
	17	186	92	21	35	0	38
	18	187	107	28	22	0	30
	19	155	81	27	21	0	26
	20	172	100	21	16	1	34
	21	212	130	29	25	1	27
	22	114	64	17	18	0	15
	23	219	135	25	33	0	26
	24	287	171	41	26	0	49
	25	119	54	15	23	0	27
	26	188	109	30	25	2	22
	27	124	72	19	11	0	22
	28	127	69	16	18	0	24
	29	83	45	11	17	0	10
	30	133	76	22	25	0	10
	31	218	138	23	26	0	31
	32	134	75	24	22	1	12
	33	166	96	17	24	1	28
	34	166	94	22	17	0	33
	35	141	86	19	20	0	16
	36	79	43	13	15	0	8
	37	161	90	24	25	0	22
	38	180	108	25	30	1	16
	39	157	96	25	15	1	20
	40	108	51	19	16	0	22
	41	94	46	24	11	0	13
	42	118	68	18	14	0	18
	43	279	157	37	41	0	44
	44	140	90	13	17	1	19
	45	189	116	28	17	1	27
	46	79	35	12	18	0	14
	47	140	79	25	12	0	24
	48	100	53	16	16	0	15

TOWN OF PERINTON
TOWN JUSTICE

LEGISLATIVE DISTRICT OR TOWN	ELECTION DISTRICT	TOTAL VOTES	MICHAEL H. ARNOLD REP	MICHAEL H. ARNOLD CON	MICHAEL H. ARNOLD IND	SCATTER	BLANK AND VOID
Perinton							
	49	142	78	19	22	0	23
	50	43	14	4	6	0	19
	51	167	99	25	25	0	18
	52	129	80	18	11	1	19
	53	146	78	17	12	0	39
	54	249	167	25	26	0	31
	55	177	111	19	23	0	24
	56	167	100	26	18	0	23
GRAND TOTAL:		<u>8,684</u>	<u>4,958</u>	<u>1,153</u>	<u>1,184</u>	<u>18</u>	<u>1,371</u>

TOWN OF PERINTON
MEMBER OF TOWN COUNCIL
(VOTE FOR 2)

LEGISLATIVE DISTRICT OR TOWN	ELECTION DISTRICT	TOTAL VOTES	CIARAN T. HANNA	PEG S. HAVENS	CIARAN T. HANNA	PEG S. HAVENS	CIARAN T. HANNA	PEG S. HAVENS	SCATTER	BLANK AND VOID
			REP	REP	CON	CON	IND	IND		
Perinton										
	1	468	142	133	24	22	26	31	0	90
	2	342	94	88	16	19	33	38	2	52
	3	350	102	98	23	27	27	28	3	42
	4	278	63	62	15	15	28	29	0	66
	5	152	32	33	11	11	15	15	0	35
	6	274	69	68	10	11	22	23	0	71
	7	376	91	93	21	21	31	29	3	87
	8	298	77	79	26	26	12	11	7	60
	9	458	142	142	29	28	28	28	0	61
	10	354	105	102	20	19	26	30	0	52
	11	246	65	65	14	15	18	17	2	50
	12	290	81	80	16	18	18	17	0	60
	13	290	90	89	19	19	13	14	1	45
	14	330	86	87	21	23	20	21	0	72
	15	256	73	72	18	17	20	20	0	36
	16	256	69	68	21	22	20	22	0	34
	17	372	92	86	19	20	36	39	0	80
	18	374	107	95	31	30	20	24	0	67
	19	310	86	85	25	25	16	20	0	53
	20	344	99	94	20	19	14	20	2	76
	21	424	133	127	27	27	23	24	2	61
	22	228	62	65	16	16	19	19	0	31
	23	438	128	120	28	31	32	34	0	65
	24	574	168	161	37	39	25	28	1	115
	25	238	49	50	14	15	24	22	0	64
	26	376	108	104	30	30	25	25	4	50
	27	248	71	70	19	17	12	12	0	47
	28	254	72	69	16	16	18	19	0	44
	29	166	47	45	12	10	15	17	0	20
	30	266	76	72	21	18	24	28	0	27
	31	436	138	132	21	24	30	29	0	62
	32	268	70	66	26	25	20	22	4	35
	33	332	92	91	16	17	22	22	5	67
	34	332	95	90	21	23	19	16	0	68
	35	282	84	79	21	22	20	20	1	35
	36	158	43	41	12	12	17	15	0	18
	37	322	87	83	24	24	30	31	0	43
	38	360	103	101	25	25	29	29	0	48
	39	314	94	91	25	26	15	16	2	45
	40	216	50	50	21	18	15	16	0	46
	41	188	43	46	22	20	14	11	0	32
	42	236	67	60	17	17	16	14	0	45
	43	558	154	149	37	38	45	41	0	94

TOWN OF PERINTON
MEMBER OF TOWN COUNCIL
(VOTE FOR 2)

LEGISLATIVE DISTRICT OR TOWN	ELECTION DISTRICT	TOTAL VOTES	CIARAN T. HANNA	PEG S. HAVENS	CIARAN T. HANNA	PEG S. HAVENS	CIARAN T. HANNA	PEG S. HAVENS	SCATTER	BLANK AND VOID
			REP	REP	CON	CON	IND	IND		
Perinton	44	280	83	85	14	15	16	16	3	48
	45	378	118	115	26	25	18	20	2	54
	46	158	36	33	14	13	16	17	0	29
	47	280	76	72	24	26	15	14	0	53
	48	200	52	50	16	16	16	16	0	34
	49	284	81	79	16	18	23	25	0	42
	50	86	14	13	5	4	5	6	0	39
	51	334	102	100	23	23	22	25	0	39
	52	258	83	78	16	18	9	11	2	41
	53	292	75	75	15	16	13	15	2	81
	54	498	162	149	23	25	25	27	0	87
	55	354	110	101	18	18	24	23	0	60
	56	334	96	90	28	27	17	18	0	58
GRAND TOTAL:		<u>17,368</u>	<u>4,887</u>	<u>4,721</u>	<u>1,145</u>	<u>1,161</u>	<u>1,171</u>	<u>1,219</u>	<u>48</u>	<u>3,016</u>

TOWN OF PITTSFORD
SUPERVISOR

LEGISLATIVE DISTRICT OR TOWN	ELECTION DISTRICT	TOTAL VOTES	CRAIG T. RAISNER	WILLIAM A. SMITH	WILLIAM A. SMITH	WILLIAM A. SMITH	SCATTER	BLANK AND VOID
			DEM	REP	CON	IND		
Pittsford								
	1	160	67	67	13	3	0	10
	2	193	88	74	14	10	1	6
	3	346	118	169	17	18	0	24
	4	217	78	99	20	10	1	9
	5	167	88	54	15	7	1	2
	6	145	80	40	7	3	0	15
	7	93	39	39	6	6	0	3
	8	203	56	108	21	5	0	13
	9	249	83	121	16	11	0	18
	10	163	66	80	9	7	0	1
	11	161	59	69	20	3	0	10
	12	174	64	77	16	11	0	6
	13	156	59	62	15	9	0	11
	14	268	106	125	19	7	0	11
	15	99	55	37	5	2	0	0
	16	140	54	62	13	3	0	8
	17	250	106	88	22	19	0	15
	18	150	74	52	9	7	0	8
	19	145	39	57	32	8	0	9
	20	200	82	88	16	7	0	7
	21	186	86	75	13	9	0	3
	22	268	128	103	22	5	0	10
	23	194	61	95	24	8	0	6
	24	272	88	148	15	12	0	9
	25	239	79	113	17	11	0	19
	26	223	88	94	31	7	0	3
	27	157	55	71	15	8	0	8
	28	146	52	73	11	6	0	4
	29	199	60	104	16	9	0	10
	30	156	73	59	12	7	0	5
	31	196	64	95	13	11	0	13
	32	224	79	111	14	10	1	9
	33	211	70	99	26	9	0	7
	34	170	51	88	13	10	1	7
GRAND TOTAL:		<u>6,520</u>	<u>2,495</u>	<u>2,896</u>	<u>547</u>	<u>278</u>	<u>5</u>	<u>299</u>

TOWN OF PITTSFORD
TOWN JUSTICE
(VOTE FOR 2)

LEGISLATIVE DISTRICT OR TOWN	ELECTION DISTRICT	TOTAL VOTES	WILLIAM K. TAYLOR REP	JOHN E. BERNACKI, JR. REP	WILLIAM K. TAYLOR CON	JOHN E. BERNACKI, JR. CON	WILLIAM K. TAYLOR WOR	JOHN E. BERNACKI, JR. WOR	WILLIAM K. TAYLOR IND	JOHN E. BERNACKI, JR. IND	SCATTER	BLANK AND VOID
Pittsford												
	1	320	68	75	21	18	5	8	11	10	0	104
	2	386	75	80	23	20	13	15	25	26	2	107
	3	692	194	196	24	25	22	20	36	37	0	138
	4	434	113	119	23	21	10	11	21	22	0	94
	5	334	71	73	12	14	11	12	19	20	0	102
	6	290	63	64	6	5	9	14	15	13	0	101
	7	186	46	45	8	5	5	7	12	10	0	48
	8	406	122	114	22	22	1	1	16	17	0	91
	9	498	132	133	15	16	2	3	32	29	2	134
	10	326	91	100	9	10	6	7	18	16	0	69
	11	322	79	82	19	22	6	9	7	7	0	91
	12	348	89	89	22	22	10	13	16	14	1	72
	13	312	78	71	15	17	10	8	17	15	0	81
	14	536	141	144	22	21	16	15	26	27	0	124
	15	198	50	51	7	7	8	10	11	11	1	42
	16	280	67	69	11	12	3	3	20	22	2	71
	17	500	113	109	21	25	7	7	27	32	0	159
	18	300	72	69	10	10	5	5	21	21	0	87
	19	290	67	67	34	33	4	3	11	10	0	61
	20	400	104	102	15	17	6	7	27	27	0	95
	21	372	91	89	14	16	9	9	27	28	0	89
	22	536	141	138	25	29	9	11	26	24	0	133
	23	388	98	101	25	26	11	9	21	21	0	76
	24	544	171	170	18	14	7	8	22	23	0	111
	25	478	137	127	19	19	9	7	26	27	0	107
	26	446	114	109	31	33	12	9	32	37	1	68

TOWN OF PITTSFORD
TOWN JUSTICE
(VOTE FOR 2)

LEGISLATIVE DISTRICT OR TOWN	ELECTION DISTRICT	TOTAL VOTES	WILLIAM K. TAYLOR REP	JOHN E. BERNACKI, JR. REP	WILLIAM K. TAYLOR CON	JOHN E. BERNACKI, JR. CON	WILLIAM K. TAYLOR WOR	JOHN E. BERNACKI, JR. WOR	WILLIAM K. TAYLOR IND	JOHN E. BERNACKI, JR. IND	SCATTER	BLANK AND VOID
Pittsford	27	314	83	82	18	18	6	6	13	14	0	74
	28	292	83	75	11	9	7	5	16	16	1	69
	29	398	121	112	20	20	7	4	23	22	1	68
	30	312	75	75	15	15	4	4	19	22	0	83
	31	392	108	110	18	21	11	9	18	17	0	80
	32	448	130	140	14	12	8	6	27	27	2	82
	33	422	121	120	26	27	7	6	20	20	0	75
	34	340	97	96	14	15	5	3	16	19	0	75
GRAND TOTAL:		<u>13,040</u>	<u>3,405</u>	<u>3,396</u>	<u>607</u>	<u>616</u>	<u>271</u>	<u>274</u>	<u>694</u>	<u>703</u>	<u>13</u>	<u>3,061</u>

TOWN OF PITTSFORD
MEMBER OF TOWN COUNCIL
(VOTE FOR 2)

LEGISLATIVE DISTRICT OR TOWN	ELECTION DISTRICT	TOTAL VOTES	PAMELA A. COOPER-VINCE	TERENCE W. STEG	JARED C. LUSK	MARY GEHL DOYLE	JARED C. LUSK	MARY GEHL DOYLE	JARED C. LUSK	MARY GEHL DOYLE	SCATTER	BLANK AND VOID
			DEM	DEM	REP	REP	CON	CON	IND	IND		
Pittsford												
	1	320	68	71	66	60	13	13	5	3	0	21
	2	386	97	86	74	63	15	15	13	9	0	14
	3	692	141	111	157	151	20	21	19	18	0	54
	4	434	97	87	89	80	22	22	12	10	0	15
	5	334	91	84	61	51	16	14	4	5	1	7
	6	290	87	72	44	43	3	7	6	6	0	22
	7	186	42	44	41	37	5	5	5	5	0	2
	8	406	65	58	108	96	19	18	5	6	0	31
	9	498	96	97	115	104	18	17	12	10	0	29
	10	326	67	68	78	70	7	9	7	6	0	14
	11	322	65	55	68	62	19	18	4	5	0	26
	12	348	74	61	73	74	19	17	8	9	0	13
	13	312	66	62	61	54	19	14	9	9	2	16
	14	536	123	99	124	114	19	17	12	8	0	20
	15	198	55	50	34	33	6	6	4	3	0	7
	16	280	61	50	63	54	12	12	5	3	0	20
	17	500	124	109	86	77	23	24	13	18	2	24
	18	300	75	74	50	49	10	9	4	4	0	25
	19	290	45	36	57	54	33	29	3	6	0	27
	20	400	99	89	82	80	16	16	5	7	0	6
	21	372	90	79	74	74	13	14	10	10	0	8
	22	536	146	149	97	80	22	23	5	4	0	10
	23	388	69	62	91	80	24	24	7	5	0	26
	24	544	101	97	149	132	14	14	10	8	0	19

TOWN OF PITTSFORD
MEMBER OF TOWN COUNCIL
(VOTE FOR 2)

LEGISLATIVE DISTRICT OR TOWN	ELECTION DISTRICT	TOTAL VOTES	PAMELA A. COOPER-VINCE	TERENCE W. STEG	JARED C. LUSK	MARY GEHL DOYLE	JARED C. LUSK	MARY GEHL DOYLE	JARED C. LUSK	MARY GEHL DOYLE	SCATTER	BLANK AND VOID
			DEM	DEM	REP	REP	CON	CON	IND	IND		
Pittsford												
	25	478	99	91	109	102	17	14	6	7	0	33
	26	446	91	91	91	87	32	26	9	11	2	6
	27	314	59	49	75	68	16	16	5	3	0	23
	28	292	60	57	67	64	9	8	5	4	1	17
	29	398	62	57	94	91	22	21	14	9	0	28
	30	312	65	60	69	54	14	14	9	4	0	23
	31	392	73	66	88	73	18	20	12	8	0	34
	32	448	96	79	109	102	12	13	10	7	0	20
	33	422	75	65	100	87	20	28	10	8	0	29
	34	340	64	58	79	75	13	15	10	5	0	21
GRAND TOTAL:		<u>13,040</u>	<u>2,788</u>	<u>2,523</u>	<u>2,823</u>	<u>2,575</u>	<u>560</u>	<u>553</u>	<u>277</u>	<u>243</u>	<u>8</u>	<u>690</u>

TOWN OF RIGA
SUPERVISOR

LEGISLATIVE DISTRICT OR TOWN	ELECTION DISTRICT	TOTAL VOTES	ROBERT OTTLEY REP	ROBERT OTTLEY CON	ROBERT OTTLEY IND	SCATTER	BLANK AND VOID
Riga	1	378	219	47	36	4	72
	2	306	177	53	16	2	58
	3	212	108	21	20	3	60
	4	255	138	33	26	3	55
	5	239	142	38	15	4	40
	6	221	118	39	17	2	45
GRAND TOTAL:		<u>1,611</u>	<u>902</u>	<u>231</u>	<u>130</u>	<u>18</u>	<u>330</u>

TOWN OF RIGA
TOWN CLERK

LEGISLATIVE DISTRICT OR TOWN	ELECTION DISTRICT	TOTAL VOTES	KIMBERLY A. PAPE DEM	ELIZABETH HANNAH REP	ELIZABETH HANNAH CON	ELIZABETH HANNAH WOR	ELIZABETH HANNAH IND	KIMBERLY A. PAPE COR	SCATTER	BLANK AND VOID
Riga	1	378	152	132	33	3	19	36	0	3
	2	306	123	106	46	0	3	24	0	4
	3	212	112	54	15	0	7	19	2	3
	4	255	125	82	19	3	3	22	0	1
	5	239	104	81	25	3	4	21	0	1
	6	221	91	69	30	2	3	20	0	6
GRAND TOTAL:		<u>1,611</u>	<u>707</u>	<u>524</u>	<u>168</u>	<u>11</u>	<u>39</u>	<u>142</u>	<u>2</u>	<u>18</u>

TOWN OF RIGA
MEMBER OF TOWN COUNCIL
(VOTE FOR 2)

LEGISLATIVE DISTRICT OR TOWN	ELECTION DISTRICT	TOTAL VOTES	MARK D. MAJEWSKI	DEBORAH CAMPANELLA	JAMES FODGE	DEBORAH CAMPANELLA	JAMES FODGE	DEBORAH CAMPANELLA	JAMES FODGE	MARK D. MAJEWSKI	SCATTER	BLANK AND VOID
			DEM	REP	REP	CON	CON	IND	IND	COR		
Riga	1	756	124	183	189	48	52	31	18	25	0	86
	2	612	80	155	160	53	50	12	15	19	0	68
	3	424	77	86	96	19	25	17	12	18	1	73
	4	510	90	116	123	32	33	13	15	18	0	70
	5	478	69	119	130	34	36	6	11	18	0	55
	6	442	65	101	101	39	42	12	8	20	1	53
GRAND TOTAL:		<u>3,222</u>	<u>505</u>	<u>760</u>	<u>799</u>	<u>225</u>	<u>238</u>	<u>91</u>	<u>79</u>	<u>118</u>	<u>2</u>	<u>405</u>

TOWN OF RIGA
SUPERINTENDENT OF HIGHWAYS

LEGISLATIVE DISTRICT OR TOWN	ELECTION DISTRICT	TOTAL VOTES	CHRISTOPHER H. MCDONALD DEM	DAVID SMITH REP	DAVID SMITH CON	DAVID SMITH IND	CHRISTOPHER H. MCDONALD COR	SCATTER	BLANK AND VOID
Riga	1	378	103	185	39	20	25	2	4
	2	306	82	148	44	10	17	0	5
	3	212	83	81	14	13	18	0	3
	4	255	90	104	27	12	15	0	7
	5	239	57	126	29	8	16	0	3
	6	221	57	97	36	5	19	0	7
GRAND TOTAL:		<u>1,611</u>	<u>472</u>	<u>741</u>	<u>189</u>	<u>68</u>	<u>110</u>	<u>2</u>	<u>29</u>

TOWN OF RUSH
SUPERVISOR

LEGISLATIVE DISTRICT OR TOWN	ELECTION DISTRICT	TOTAL VOTES	KATHRYN HANKINS DEM	RICHARD E. ANDERSON REP	RICHARD E. ANDERSON CON	RICHARD E. ANDERSON IND	KATHRYN HANKINS ORG	SCATTER	BLANK AND VOID
Rush									
	1	360	133	159	32	13	16	0	7
	2	241	75	110	25	17	7	0	7
	3	390	156	159	29	15	25	0	6
	4	320	145	118	34	6	15	0	2
GRAND TOTAL:		<u>1,311</u>	<u>509</u>	<u>546</u>	<u>120</u>	<u>51</u>	<u>63</u>	<u>0</u>	<u>22</u>

TOWN OF RUSH
MEMBER OF TOWN COUNCIL
(VOTE FOR 2)

LEGISLATIVE DISTRICT OR TOWN	ELECTION DISTRICT	TOTAL VOTES	DAVID S. SLUBERSKI DEM	CATHLEEN M. FRANK REP	RITA D. MCCARTHY REP	CATHLEEN M. FRANK CON	RITA D. MCCARTHY CON	CATHLEEN M. FRANK IND	DAVID S. SLUBERSKI ORG	SCATTER	BLANK AND VOID
Rush											
	1	720	145	170	171	35	47	21	19	0	112
	2	482	86	113	117	29	41	21	12	1	62
	3	780	185	163	165	41	52	29	27	1	117
	4	640	142	135	134	46	38	12	18	0	115
GRAND TOTAL:		<u>2,622</u>	<u>558</u>	<u>581</u>	<u>587</u>	<u>151</u>	<u>178</u>	<u>83</u>	<u>76</u>	<u>2</u>	<u>406</u>

TOWN OF SWEDEN
SUPERVISOR

LEGISLATIVE DISTRICT OR TOWN	ELECTION DISTRICT	TOTAL VOTES	ROBERT A. CARGES	ROBERT A. CARGES	ROBERT A. CARGES	SCATTER	BLANK AND VOID
			REP	CON	IND		
Sweden							
	1	154	65	25	13	0	51
	2	68	27	6	10	3	22
	3	155	82	19	16	2	36
	4	159	61	27	31	4	36
	5	41	16	6	1	3	15
	6	123	45	24	16	2	36
	7	177	88	27	22	0	40
	8	118	52	23	16	1	26
	9	88	44	9	11	1	23
	10	210	104	39	24	0	43
	11	43	15	13	9	0	6
	12	120	54	24	12	0	30
GRAND TOTAL:		<u>1,456</u>	<u>653</u>	<u>242</u>	<u>181</u>	<u>16</u>	<u>364</u>

TOWN OF SWEDEN
TOWN CLERK

LEGISLATIVE DISTRICT OR TOWN	ELECTION DISTRICT	TOTAL VOTES	KAREN M. SWEETING	KAREN M. SWEETING	KAREN M. SWEETING	SCATTER	BLANK AND VOID
			REP	CON	IND		
Sweden							
	1	154	66	26	16	0	46
	2	68	28	5	15	3	17
	3	155	84	20	21	1	29
	4	159	69	25	36	2	27
	5	41	14	7	2	2	16
	6	123	43	27	17	2	34
	7	177	92	26	23	0	36
	8	118	55	25	16	1	21
	9	88	50	10	9	1	18
	10	210	113	39	25	0	33
	11	43	14	13	9	0	7
	12	120	58	27	15	0	20
GRAND TOTAL:		<u>1,456</u>	<u>686</u>	<u>250</u>	<u>204</u>	<u>12</u>	<u>304</u>

TOWN OF SWEDEN
TOWN JUSTICE

LEGISLATIVE DISTRICT OR TOWN	ELECTION DISTRICT	TOTAL VOTES	KEVIN JOHNSON REP	KEVIN JOHNSON CON	KEVIN JOHNSON IND	SCATTER	BLANK AND VOID
Sweden							
	1	154	70	23	15	0	46
	2	68	26	7	11	2	22
	3	155	84	20	21	0	30
	4	159	68	26	34	3	28
	5	41	14	7	1	2	17
	6	123	44	27	18	2	32
	7	177	88	28	22	0	39
	8	118	52	24	17	1	24
	9	88	48	10	9	1	20
	10	210	105	40	25	0	40
	11	43	14	11	9	2	7
	12	120	58	23	13	0	26
GRAND TOTAL:		<u>1,456</u>	<u>671</u>	<u>246</u>	<u>195</u>	<u>13</u>	<u>331</u>

TOWN OF SWEDEN
MEMBER OF TOWN COUNCIL
(VOTE FOR 2)

LEGISLATIVE DISTRICT OR TOWN	ELECTION DISTRICT	TOTAL VOTES	ROBERT L. MUJSEBECK	DANIELLE L. WINDUS-COOK	ROBERT L. MUJSEBECK	DANIELLE L. WINDUS-COOK	ROBERT L. MUJSEBECK	DANIELLE L. WINDUS-COOK	SCATTER	BLANK AND VOID
			REP	REP	CON	CON	IND	IND		
Sweden										
	1	308	68	61	21	21	15	13	0	109
	2	136	26	26	5	5	10	11	9	44
	3	310	80	75	19	16	15	17	4	84
	4	318	62	57	25	27	36	31	7	73
	5	82	13	13	7	7	1	1	5	35
	6	246	44	41	25	26	17	16	4	73
	7	354	84	67	28	19	25	21	2	108
	8	236	47	52	23	22	16	16	2	58
	9	176	48	39	11	10	10	8	2	48
	10	420	105	93	37	37	22	28	0	98
	11	86	13	12	13	11	10	10	0	17
	12	240	52	53	25	25	13	11	0	61
GRAND TOTAL:		<u>2,912</u>	<u>642</u>	<u>589</u>	<u>239</u>	<u>226</u>	<u>190</u>	<u>183</u>	<u>35</u>	<u>808</u>

TOWN OF WEBSTER
SUPERVISOR

LEGISLATIVE DISTRICT OR TOWN	ELECTION DISTRICT	TOTAL VOTES	RONALD W. NESBITT	RONALD W. NESBITT	RONALD W. NESBITT	SCATTER	BLANK AND VOID
			REP	CON	IND		
Webster							
	1	187	106	25	25	3	28
	2	143	73	18	23	1	28
	3	203	102	23	33	2	43
	4	72	41	5	13	0	13
	5	173	82	27	24	1	39
	6	114	65	16	12	0	21
	7	166	91	23	19	2	31
	8	142	77	15	24	1	25
	9	166	95	29	26	0	16
	10	248	124	57	22	4	41
	11	141	70	26	23	1	21
	12	230	121	28	41	3	37
	13	168	85	19	28	1	35
	14	152	79	18	19	1	35
	15	122	65	16	19	2	20
	16	146	80	17	15	3	31
	17	120	62	19	18	3	18
	18	93	52	9	15	0	17
	19	235	128	33	30	1	43
	20	215	110	29	28	3	45
	21	157	80	29	27	0	21
	22	152	80	37	13	3	19
	23	122	64	19	19	0	20
	24	306	152	49	47	2	56
	25	100	56	13	15	0	16
	26	137	73	32	11	3	18
	27	138	83	25	10	1	19
	28	106	43	20	18	5	20
	29	125	65	17	19	0	24
	30	104	53	12	20	2	17
	31	218	121	40	17	2	38
	32	199	111	33	18	1	36
	33	183	102	27	18	3	33
	34	78	48	6	12	1	11
	35	122	59	25	15	0	23
	36	129	64	22	15	1	27
	37	224	111	24	36	1	52
	38	184	87	23	32	5	37
	39	172	96	15	26	0	35
	40	232	133	37	22	2	38
	41	206	115	28	27	0	36
	42	125	61	26	13	0	25
	43	97	39	21	16	0	21
GRAND TOTAL:		<u>6,852</u>	<u>3,604</u>	<u>1,032</u>	<u>923</u>	<u>64</u>	<u>1,229</u>

TOWN OF WEBSTER
TOWN JUSTICE

LEGISLATIVE DISTRICT OR TOWN	ELECTION DISTRICT	TOTAL VOTES	THOMAS J. DISALVO	THOMAS J. DISALVO	THOMAS J. DISALVO	SCATTER	BLANK AND VOID
			REP	CON	IND		
Webster							
	1	187	101	27	24	1	34
	2	143	72	17	26	1	27
	3	203	100	23	33	1	46
	4	72	43	7	12	0	10
	5	173	81	29	29	1	33
	6	114	63	21	14	0	16
	7	166	87	22	21	0	36
	8	142	73	19	24	1	25
	9	166	89	33	22	0	22
	10	248	118	60	29	2	39
	11	141	69	30	24	0	18
	12	230	119	30	42	1	38
	13	168	78	23	30	0	37
	14	152	85	20	19	0	28
	15	122	66	16	21	0	19
	16	146	83	17	18	3	25
	17	120	63	21	16	0	20
	18	93	55	9	14	0	15
	19	235	130	36	31	1	37
	20	215	110	33	31	0	41
	21	157	83	26	31	0	17
	22	152	86	38	13	0	15
	23	122	61	21	20	0	20
	24	306	159	49	54	0	44
	25	100	55	11	17	0	17
	26	137	71	31	13	2	20
	27	138	86	27	11	0	14
	28	106	50	24	18	2	12
	29	125	65	17	24	0	19
	30	104	55	12	17	1	19
	31	218	126	36	22	1	33
	32	199	112	34	24	0	29
	33	183	102	30	18	1	32
	34	78	50	8	15	0	5
	35	122	58	24	17	0	23
	36	129	64	29	16	0	20
	37	224	120	24	40	0	40
	38	184	89	24	37	1	33
	39	172	93	15	35	0	29
	40	232	134	38	25	2	33
	41	206	113	27	27	0	39
	42	125	60	27	15	0	23
	43	97	39	22	16	0	20
GRAND TOTAL:		<u>6,852</u>	<u>3,616</u>	<u>1,087</u>	<u>1,005</u>	<u>22</u>	<u>1,122</u>

TOWN OF WEBSTER
MEMBER OF TOWN COUNCIL
(VOTE FOR 2)

LEGISLATIVE DISTRICT OR TOWN	ELECTION DISTRICT	TOTAL VOTES	PATRICIA T. CATALDI	BARRY A. DEANE	PATRICIA T. CATALDI	BARRY A. DEANE	PATRICIA T. CATALDI	BARRY A. DEANE	SCATTER	BLANK AND VOID
			REP	REP	CON	CON	IND	IND		
Webster	1	374	102	94	26	28	23	23	2	76
	2	286	68	63	17	20	28	26	2	62
	3	406	97	92	22	21	36	35	2	101
	4	144	46	40	6	8	9	11	0	24
	5	346	80	72	31	29	25	26	2	81
	6	228	62	59	17	19	14	14	0	43
	7	332	83	85	23	22	19	17	3	80
	8	284	72	67	18	20	28	26	2	51
	9	332	86	81	31	32	22	21	0	59
	10	496	125	118	59	59	25	25	6	79
	11	282	69	68	30	27	21	21	0	46
	12	460	118	114	29	30	41	40	2	86
	13	336	81	80	21	22	30	27	0	75
	14	304	85	84	19	19	20	19	0	58
	15	244	58	56	17	17	20	24	0	52
	16	292	80	78	16	16	15	15	4	68
	17	240	60	61	18	16	16	18	2	49
	18	186	54	49	9	11	13	15	0	35
	19	470	130	122	32	32	31	29	3	91
	20	430	104	109	30	29	34	29	0	95
	21	314	81	74	25	28	31	29	0	46
	22	304	78	76	38	38	15	14	2	43
	23	244	59	60	23	20	19	18	0	45
	24	612	156	146	49	51	48	49	0	113
	25	200	49	49	14	13	18	16	0	41
	26	274	67	61	34	33	11	10	4	54
	27	276	80	77	28	27	12	11	0	41
	28	212	46	47	24	20	18	18	3	36
	29	250	61	55	16	17	24	23	0	54
	30	208	54	50	11	12	19	18	0	44
	31	436	118	110	42	42	18	16	0	90
	32	398	109	113	34	33	19	20	0	70
	33	366	98	97	28	26	22	24	2	69
	34	156	46	48	9	7	14	15	0	17
	35	244	56	56	23	26	16	17	0	50
	36	258	63	61	25	28	15	16	0	50
	37	448	114	113	24	25	40	43	0	89
	38	368	88	85	23	25	35	35	4	73
	39	344	88	81	15	20	33	33	0	74
	40	464	127	121	38	36	30	25	4	83
	41	412	110	107	26	26	28	26	0	89
	42	250	59	56	27	27	15	17	0	49
	43	194	34	34	23	22	13	15	0	53
GRAND TOTAL:		<u>13,704</u>	<u>3,501</u>	<u>3,369</u>	<u>1,070</u>	<u>1,079</u>	<u>983</u>	<u>969</u>	<u>49</u>	<u>2,684</u>

TOWN OF WHEATLAND
SUPERVISOR

LEGISLATIVE DISTRICT OR TOWN	ELECTION DISTRICT	TOTAL VOTES	LINDA M. DOBSON REP	LINDA M. DOBSON CON	LINDA M. DOBSON IND	SCATTER	BLANK AND VOID
Wheatland	1	136	58	29	14	2	33
	2	181	82	31	21	0	47
	3	173	70	26	31	2	44
	4	137	78	25	12	0	22
	5	180	100	34	15	3	28
GRAND TOTAL:		<u>807</u>	<u>388</u>	<u>145</u>	<u>93</u>	<u>7</u>	<u>174</u>

TOWN OF WHEATLAND
TOWN JUSTICE

LEGISLATIVE DISTRICT OR TOWN	ELECTION DISTRICT	TOTAL VOTES	NICOLE BAYLY-HENSHAW REP	NICOLE BAYLY-HENSHAW CON	NICOLE BAYLY-HENSHAW IND	SCATTER	BLANK AND VOID
Wheatland	1	136	62	27	15	0	32
	2	181	76	31	21	0	53
	3	173	68	28	33	0	44
	4	137	79	28	14	0	16
	5	180	104	33	13	1	29
GRAND TOTAL:		<u>807</u>	<u>389</u>	<u>147</u>	<u>96</u>	<u>1</u>	<u>174</u>

TOWN OF WHEATLAND
MEMBER OF TOWN COUNCIL
(VOTE FOR 2)

LEGISLATIVE DISTRICT OR TOWN	ELECTION DISTRICT	TOTAL VOTES	LISA WASSON	EDWARD SHERO	LISA WASSON	EDWARD SHERO	LISA WASSON	EDWARD SHERO	SCATTER	BLANK AND VOID
			REP	REP	CON	CON	IND	IND		
Wheatland										
	1	272	57	49	25	27	15	16	1	82
	2	362	72	73	40	34	23	25	0	95
	3	346	67	72	29	27	32	28	0	91
	4	274	76	74	28	27	14	13	0	42
	5	360	99	94	40	37	13	17	2	58
GRAND TOTAL:		1,614	371	362	162	152	97	99	3	368

TOWN OF WHEATLAND
SUPERINTENDENT OF HIGHWAYS

LEGISLATIVE DISTRICT OR TOWN	ELECTION DISTRICT	TOTAL VOTES	HOWARD C. HAZELTON	HOWARD C. HAZELTON	HOWARD C. HAZELTON	SCATTER	BLANK AND VOID
			REP	CON	IND		
Wheatland							
	1	136	58	27	18	0	33
	2	181	83	35	25	0	38
	3	173	72	28	35	0	38
	4	137	77	30	13	0	17
	5	180	103	32	19	2	24
GRAND TOTAL:		<u>807</u>	<u>393</u>	<u>152</u>	<u>110</u>	<u>2</u>	<u>150</u>

PROPOSAL NUMBER ONE
AN AMENDMENT
AUTHORIZING CASINO GAMING
SUMMARY

LEGISLATIVE DISTRICT OR TOWN	TOTAL VOTES	YES	NO	BLANK AND VOID
Leg. Dist. 07	499	264	176	59
Leg. Dist. 16	179	99	41	39
Leg. Dist. 21	4,342	1,933	1,695	714
Leg. Dist. 22	2,907	1,246	690	971
Leg. Dist. 23	5,335	2,169	2,567	599
Leg. Dist. 24	3,099	1,153	1,642	304
Leg. Dist. 25	3,895	1,616	1,000	1,279
Leg. Dist. 26	2,894	1,449	957	488
Leg. Dist. 27	5,352	2,457	1,506	1,389
Leg. Dist. 28	2,770	1,388	777	605
Leg. Dist. 29	3,263	1,587	885	791
CITY	34,535	15,361	11,936	7,238
Brighton	6,682	2,411	4,023	248
Chili	4,774	2,121	2,506	147
Clarkson	1,120	534	533	53
East Rochester	1,243	704	429	110
Gates	4,807	2,596	1,906	305
Greece	19,772	10,428	8,196	1,148
Hamlin	2,115	1,087	920	108
Henrietta	8,324	3,648	4,085	591
Irondequoit	12,334	6,241	5,344	749
Mendon	2,038	771	1,177	90
Ogden	2,930	1,201	1,647	82
Parma	3,023	1,348	1,488	187
Penfield	7,446	3,211	3,927	308
Perinton	8,684	3,577	4,869	238
Pittsford	6,520	2,433	3,791	296
Riga	1,611	682	829	100
Rush	1,311	524	702	85
Sweden	1,456	610	786	60
Webster	6,852	2,997	3,626	229
Wheatland	807	330	454	23
TOWNS	103,849	47,454	51,238	5,157
GRAND TOTAL:	138,384	62,815	63,174	12,395

PROPOSAL NUMBER ONE
AN AMENDMENT
AUTHORIZING CASINO GAMING
DETAIL

LEGISLATIVE DISTRICT OR TOWN	ELECTION DISTRICT	TOTAL VOTES	YES	NO	BLANK AND VOID
Leg. Dist. 07					
	1	311	168	126	17
	2	188	96	50	42
Leg. Dist. 07		499	264	176	59
Leg. Dist. 16					
	1/29-4	179	99	41	39
Leg. Dist. 16		179	99	41	39
Leg. Dist. 21					
	1	200	86	96	18
	2	175	87	79	9
	3	115	43	39	33
	4	111	43	33	35
	5	120	47	45	28
	6	169	73	51	45
	7	310	151	112	47
	8	87	32	36	19
	9	174	69	95	10
	10	272	91	147	34
	11	181	85	45	51
	12	328	149	137	42
	13	112	38	64	10
	14	74	36	35	3
	15	250	109	83	58
	16	71	27	26	18
	17	162	68	65	29
	18	142	80	51	11
	19	98	58	27	13
	20	87	39	39	9
	21	135	76	45	14
	22	185	84	53	48
	23	165	65	62	38
	24	260	123	118	19
	25	184	108	47	29
	26	67	23	31	13
	27	108	43	34	31
Leg. Dist. 21		4,342	1,933	1,695	714
Leg. Dist. 22					
	1	187	75	37	75
	2	71	23	4	44
	3	112	46	25	41
	4	46	17	11	18
	5	101	44	25	32
	6	118	29	25	64
	7	60	35	13	12
	8	128	53	43	32
	9	92	49	18	25

PROPOSAL NUMBER ONE
AN AMENDMENT
AUTHORIZING CASINO GAMING
DETAIL

LEGISLATIVE DISTRICT OR TOWN	ELECTION DISTRICT	TOTAL VOTES	YES	NO	BLANK AND VOID
Leg. Dist. 22	10	112	61	31	20
	11	134	59	29	46
	12	103	27	13	63
	13	60	28	12	20
	14	135	59	40	36
	15	158	80	29	49
	16	59	23	8	28
	17	47	16	10	21
	18	77	12	14	51
	19	89	48	8	33
	20	155	74	28	53
	21	81	40	7	34
	22	133	75	25	33
	23	111	27	18	66
	24	48	25	10	13
	25	247	122	105	20
	26/25-19	100	29	58	13
	27	143	70	44	29
Leg. Dist. 22		2,907	1,246	690	971
Leg. Dist. 23	1	100	45	47	8
	2	138	51	60	27
	3/24-20	141	57	63	21
	4	307	118	148	41
	5	68	37	22	9
	6	123	44	60	19
	7	162	56	90	16
	8	169	76	77	16
	9	129	52	72	5
	10	138	53	79	6
	11	188	75	94	19
	12	260	89	139	32
	13	174	64	99	11
	14	134	57	63	14
	15	90	33	48	9
	16	109	58	44	7
	17	288	118	101	69
	18	396	167	183	46
	19	225	110	87	28
	20	247	92	143	12
	21	198	72	113	13
	22	193	60	111	22
	23/29	124	60	52	12
	24	202	96	69	37
	25	339	124	161	54

PROPOSAL NUMBER ONE
AN AMENDMENT
AUTHORIZING CASINO GAMING
DETAIL

LEGISLATIVE DISTRICT OR TOWN	ELECTION DISTRICT	TOTAL VOTES	YES	NO	BLANK AND VOID
Leg. Dist. 23	26	378	152	200	26
	27	170	87	74	9
	28/25-28	145	66	68	11
Leg. Dist. 23		5,335	2,169	2,567	599
Leg. Dist. 24	1	274	73	187	14
	2/22	188	68	108	12
	3/23	219	47	160	12
	4	262	116	132	14
	5/24	209	68	122	19
	6	132	46	71	15
	7	131	44	54	33
	8	153	58	88	7
	9	128	55	66	7
	10	231	87	130	14
	11	90	41	27	22
	12	44	22	6	16
	13	226	88	119	19
	14	207	71	108	28
	15/21	184	77	83	24
	16	207	96	106	5
	17	73	36	16	21
	18	125	55	50	20
	19/25-23	16	5	9	2
Leg. Dist. 24		3,099	1,153	1,642	304
Leg. Dist. 25	1	250	121	102	27
	2	199	84	33	82
	3	303	119	44	140
	4/24	132	41	38	53
	5	212	69	48	95
	6	103	40	37	26
	7	242	106	40	96
	8	240	145	52	43
	9	103	32	16	55
	10	184	71	35	78
	11	106	22	14	70
	12	166	60	78	28
	13	168	78	28	62
	14	68	25	26	17
	15	154	84	45	25
	16	165	59	31	75
	17	144	36	18	90
	18	209	93	50	66
	20/25	264	114	80	70

PROPOSAL NUMBER ONE
AN AMENDMENT
AUTHORIZING CASINO GAMING
DETAIL

LEGISLATIVE DISTRICT OR TOWN	ELECTION DISTRICT	TOTAL VOTES	YES	NO	BLANK AND VOID
Leg. Dist. 25					
	21	82	36	20	26
	22	151	69	65	17
	26/27	112	57	36	19
	29/30	138	55	64	19
Leg. Dist. 25		3,895	1,616	1,000	1,279
Leg. Dist. 26					
	1	305	127	110	68
	2	112	57	48	7
	3	73	35	19	19
	4	165	81	48	36
	5	126	47	36	43
	6	113	47	35	31
	7	164	89	45	30
	8	177	98	45	34
	9	191	104	77	10
	10	186	122	44	20
	11	161	77	38	46
	12	179	93	72	14
	13	188	84	68	36
	14	215	110	73	32
	15	175	83	69	23
	16	196	104	77	15
	17	168	91	53	24
Leg. Dist. 26		2,894	1,449	957	488
Leg. Dist. 27					
	1	229	125	69	35
	2	256	140	83	33
	3	206	94	77	35
	4	265	122	93	50
	5	269	101	90	78
	6	235	119	41	75
	7	236	117	84	35
	8	375	104	53	218
	9	275	119	102	54
	10	230	113	92	25
	11	244	116	81	47
	12	200	110	65	25
	13	233	117	56	60
	14	183	70	38	75
	15	197	90	54	53
	16	221	90	76	55
	17	256	111	50	95
	18	203	114	54	35
	19	254	110	63	81
	20	152	85	35	32

PROPOSAL NUMBER ONE
AN AMENDMENT
AUTHORIZING CASINO GAMING
DETAIL

LEGISLATIVE DISTRICT OR TOWN	ELECTION DISTRICT	TOTAL VOTES	YES	NO	BLANK AND VOID
Leg. Dist. 27					
	21	128	67	39	22
	22	146	71	38	37
	23	154	38	28	88
	25	92	49	23	20
	26	113	65	22	26
Leg. Dist. 27		5,352	2,457	1,506	1,389
Leg. Dist. 28					
	1	142	66	26	50
	2	115	43	42	30
	3	86	44	19	23
	4	109	65	31	13
	5	118	51	30	37
	6	253	126	106	21
	7/17	282	157	75	50
	8/19	153	45	14	94
	9	159	100	47	12
	10	54	22	16	16
	11	100	48	24	28
	12	74	41	12	21
	13	139	68	41	30
	14	123	53	37	33
	15	57	23	16	18
	16	147	78	44	25
	18	126	65	36	25
	20	217	135	64	18
	21	223	102	72	49
	22	93	56	25	12
Leg. Dist. 28		2,770	1,388	777	605
Leg. Dist. 29					
	1/2	67	32	18	17
	3/8	40	23	12	5
	5	150	81	41	28
	6	110	46	30	34
	7	135	62	42	31
	9	248	139	74	35
	10	231	115	71	45
	11	147	74	30	43
	12	178	96	56	26
	13	128	72	33	23
	14	51	21	17	13
	15	135	59	19	57
	16	63	27	16	20
	17	125	69	38	18
	18/27	184	81	86	17
	19	100	40	16	44

PROPOSAL NUMBER ONE
AN AMENDMENT
AUTHORIZING CASINO GAMING
DETAIL

LEGISLATIVE DISTRICT OR TOWN	ELECTION DISTRICT	TOTAL VOTES	YES	NO	BLANK AND VOID
Leg. Dist. 29	20	217	83	53	81
	21	172	98	62	12
	22	135	53	15	67
	23	152	67	31	54
	24	189	114	49	26
	25/28	231	95	58	78
	26	75	40	18	17
Leg. Dist. 29		<u>3,263</u>	<u>1,587</u>	<u>885</u>	<u>791</u>
CITY		34,535	15,361	11,936	7,238
Brighton	1	201	70	124	7
	2	112	44	64	4
	3	149	34	98	17
	4	165	47	109	9
	5	185	42	136	7
	6	200	65	131	4
	7	134	53	77	4
	8	153	65	81	7
	9	181	45	126	10
	10	172	37	130	5
	11	195	62	131	2
	12	221	75	139	7
	13	135	41	92	2
	14	75	32	42	1
	15	126	52	69	5
	16	109	32	72	5
	17	58	28	19	11
	18	142	49	89	4
	19	128	36	86	6
	20	99	51	47	1
	21	141	52	88	1
	22	142	53	85	4
	23	144	65	77	2
	24	219	91	114	14
	25	141	48	85	8
	26	111	42	64	5
	27	134	39	94	1
	28	184	55	120	9
	29	104	49	53	2
	30	317	97	196	24
	31	170	65	105	0
	32	182	63	117	2
	33	169	61	104	4
	34	148	55	92	1
	35	128	50	77	1

PROPOSAL NUMBER ONE
AN AMENDMENT
AUTHORIZING CASINO GAMING
DETAIL

<u>LEGISLATIVE DISTRICT OR TOWN</u>	<u>ELECTION DISTRICT</u>	<u>TOTAL VOTES</u>	<u>YES</u>	<u>NO</u>	<u>BLANK AND VOID</u>
Brighton	36	95	37	47	11
	37	137	58	73	6
	38	166	67	91	8
	39	142	46	96	0
	40	209	96	107	6
	41	127	64	58	5
	42	68	27	39	2
	43	144	71	68	5
	44	41	19	20	2
	45	78	27	47	4
	46	101	54	44	3
Brighton		6,682	2,411	4,023	248
Chili	1	131	54	72	5
	2	230	90	136	4
	3	183	78	104	1
	4	98	43	52	3
	5	132	62	65	5
	6	150	63	83	4
	7	68	42	23	3
	8	159	56	102	1
	9	151	71	75	5
	10	109	32	73	4
	11	144	86	54	4
	12	125	58	65	2
	13	203	102	100	1
	14	160	67	89	4
	15	130	47	73	10
	16	252	106	138	8
	17	375	135	227	13
	18	126	64	53	9
	19	155	73	75	7
	20	186	95	86	5
	21	127	60	63	4
	22	107	57	45	5
	23	109	51	56	2
	24	210	100	93	17
	25	93	49	42	2
	26	166	72	93	1
	27	138	77	60	1
	28	107	47	56	4
	29	107	44	60	3
	30	56	16	39	1
	31	136	69	62	5

PROPOSAL NUMBER ONE
AN AMENDMENT
AUTHORIZING CASINO GAMING
DETAIL

LEGISLATIVE DISTRICT OR TOWN	ELECTION DISTRICT	TOTAL VOTES	YES	NO	BLANK AND VOID
Chili	32	151	55	92	4
Chili		4,774	2,121	2,506	147
Clarkson	1	216	96	110	10
	2	31	20	10	1
	3	229	98	120	11
	4	230	117	106	7
	5	279	131	127	21
	6	135	72	60	3
Clarkson		1,120	534	533	53
East Rochester	1	184	90	71	23
	2	200	128	60	12
	3	208	123	68	17
	4	157	83	56	18
	5	128	70	47	11
	6	206	107	86	13
	7	160	103	41	16
East Rochester		1,243	704	429	110
Gates	1	103	51	46	6
	2	142	87	36	19
	3	107	60	31	16
	4	162	84	64	14
	5	218	118	96	4
	6	140	70	68	2
	7	301	169	121	11
	8	125	77	46	2
	9	190	116	55	19
	10	111	40	65	6
	11	104	51	43	10
	12	79	40	28	11
	13	123	70	48	5
	14	136	71	46	19
	15	197	115	73	9
	16	104	66	33	5
	17	119	61	47	11
	18	157	77	69	11
	19	135	77	51	7
	20	129	64	57	8
	21	150	85	52	13
	22	125	57	59	9
	23	144	76	62	6
	24	149	65	74	10
	25	113	75	29	9

PROPOSAL NUMBER ONE
AN AMENDMENT
AUTHORIZING CASINO GAMING
DETAIL

<u>LEGISLATIVE DISTRICT OR TOWN</u>	<u>ELECTION DISTRICT</u>	<u>TOTAL VOTES</u>	<u>YES</u>	<u>NO</u>	<u>BLANK AND VOID</u>
Gates	26	182	96	73	13
	27	171	97	65	9
	28	119	66	45	8
	29	131	58	64	9
	30	88	58	25	5
	31	108	67	38	3
	32	157	71	79	7
	33	76	43	31	2
	34	118	65	50	3
	35	94	53	37	4
Gates		4,807	2,596	1,906	305
Greece	1	188	93	84	11
	2	207	105	91	11
	3	177	92	71	14
	4	142	72	59	11
	5	131	66	58	7
	6	117	58	53	6
	7	156	93	55	8
	8	132	70	56	6
	9	115	61	52	2
	10	140	67	67	6
	11	66	34	29	3
	12	103	59	37	7
	13	152	81	63	8
	14	112	58	48	6
	15	148	66	75	7
	16	130	72	52	6
	17	243	100	108	35
	18	194	93	96	5
	19	143	86	46	11
	20	140	68	61	11
	21	149	78	67	4
	22	119	62	52	5
	23	276	151	90	35
	24	235	119	99	17
	25	164	93	68	3
	26	130	65	58	7
	27	195	102	70	23
	28	220	114	92	14
	29	172	91	73	8
	30	105	55	48	2
	31	151	76	70	5
	32	157	88	61	8
	33	202	94	81	27

PROPOSAL NUMBER ONE
 AN AMENDMENT
 AUTHORIZING CASINO GAMING
 DETAIL

<u>LEGISLATIVE DISTRICT OR TOWN</u>	<u>ELECTION DISTRICT</u>	<u>TOTAL VOTES</u>	<u>YES</u>	<u>NO</u>	<u>BLANK AND VOID</u>
Greece	34	221	118	97	6
	35	205	99	94	12
	36	237	125	87	25
	37	155	76	69	10
	38	272	152	103	17
	39	123	61	52	10
	40	138	71	51	16
	41	203	93	101	9
	42	135	65	64	6
	43	153	82	67	4
	44	263	132	122	9
	45	250	146	89	15
	46	105	49	50	6
	47	191	89	96	6
	48	119	58	57	4
	49	164	69	85	10
	50	178	78	89	11
	51	115	55	48	12
	52	205	112	86	7
	53	144	64	63	17
	54	213	120	83	10
	55	169	91	69	9
	56	229	117	103	9
	57	169	97	69	3
	58	230	134	87	9
	59	79	44	32	3
	60	145	80	56	9
	61	182	97	75	10
	62	191	110	71	10
	63	191	93	84	14
	64	129	71	47	11
	65	189	84	95	10
	66	95	54	32	9
	67	166	78	79	9
	68	245	106	122	17
	69	120	61	54	5
	70	464	284	145	35
	71	224	110	101	13
	72	224	107	103	14
	73	102	47	48	7
	74	134	73	58	3
	75	121	53	54	14
	76	156	97	51	8
	77	219	119	92	8
	78	122	62	54	6

PROPOSAL NUMBER ONE
AN AMENDMENT
AUTHORIZING CASINO GAMING
DETAIL

<u>LEGISLATIVE DISTRICT OR TOWN</u>	<u>ELECTION DISTRICT</u>	<u>TOTAL VOTES</u>	<u>YES</u>	<u>NO</u>	<u>BLANK AND VOID</u>
Greece	79	319	164	142	13
	80	249	142	95	12
	81	124	65	55	4
	82	104	60	42	2
	83	83	47	29	7
	84	190	112	74	4
	85	224	127	85	12
	86	298	159	129	10
	87	172	89	68	15
	88	173	80	72	21
	89	150	77	62	11
	90	237	129	86	22
	91	371	200	138	33
	92	256	141	98	17
	93	254	145	94	15
	94	180	98	78	4
	95	112	68	40	4
	96	221	123	91	7
	97	376	192	166	18
	98	270	152	102	16
	99	218	106	103	9
	100	280	165	93	22
	101	137	77	54	6
	102	254	155	90	9
	103	229	134	88	7
	104	234	130	90	14
	105	153	78	69	6
	106	154	94	60	0
	107	118	56	59	3
	108	126	63	55	8
	109	211	135	65	11
Greece		19,772	10,428	8,196	1,148
Hamlin	1	170	90	71	9
	2	268	118	137	13
	3	180	91	77	12
	4	194	78	106	10
	5	210	118	71	21
	6	170	99	64	7
	7	332	186	137	9
	8	138	73	58	7
	9	168	85	73	10
	10	285	149	126	10
Hamlin		2,115	1,087	920	108

PROPOSAL NUMBER ONE
AN AMENDMENT
AUTHORIZING CASINO GAMING
DETAIL

<u>LEGISLATIVE DISTRICT OR TOWN</u>	<u>ELECTION DISTRICT</u>	<u>TOTAL VOTES</u>	<u>YES</u>	<u>NO</u>	<u>BLANK AND VOID</u>
Henrietta	1	302	102	168	32
	2	205	98	96	11
	3	86	43	41	2
	4	187	77	102	8
	5	232	112	112	8
	6	222	101	104	17
	7	222	85	110	27
	8	234	125	100	9
	9	160	70	69	21
	10	224	111	97	16
	11	180	108	65	7
	12	191	77	90	24
	13	227	101	106	20
	14	164	79	81	4
	15	252	115	118	19
	16	156	69	77	10
	17	278	114	150	14
	18	260	126	116	18
	19	194	83	102	9
	20	277	110	153	14
	21	197	69	115	13
	22	311	148	142	21
	23	165	74	77	14
	24	239	118	98	23
	25	242	83	150	9
	26	472	176	239	57
	27	397	170	207	20
	28	273	118	134	21
	29	400	187	188	25
	30	408	153	208	47
	31	139	74	55	10
	32	285	133	144	8
	33	154	67	78	9
	34	118	51	59	8
	35	271	121	134	16
Henrietta		8,324	3,648	4,085	591
Irondequoit	1	239	134	77	28
	2	162	90	62	10
	3	225	119	95	11
	4	181	94	81	6
	5	159	79	74	6
	6	323	147	157	19
	7	311	138	158	15
	8	195	79	106	10

PROPOSAL NUMBER ONE
 AN AMENDMENT
 AUTHORIZING CASINO GAMING
 DETAIL

<u>LEGISLATIVE DISTRICT OR TOWN</u>	<u>ELECTION DISTRICT</u>	<u>TOTAL VOTES</u>	<u>YES</u>	<u>NO</u>	<u>BLANK AND VOID</u>
Irondequoit	9	188	112	63	13
	10	244	88	150	6
	11	120	59	49	12
	12	136	62	70	4
	13	200	110	82	8
	14	216	102	105	9
	15	277	134	130	13
	16	339	169	155	15
	17	149	65	74	10
	18	189	83	90	16
	19	190	86	89	15
	20	204	107	91	6
	21	198	106	86	6
	22	218	110	104	4
	23	172	107	60	5
	24	165	85	69	11
	25	187	94	74	19
	26	120	77	35	8
	27	140	58	68	14
	28	191	93	82	16
	29	126	65	55	6
	30	179	87	84	8
	31	287	132	125	30
	32	182	74	89	19
	33	141	72	63	6
	34	293	169	109	15
	35	127	70	56	1
	36	93	36	37	20
	37	151	82	58	11
	38	123	60	37	26
	39	70	33	28	9
	40	123	71	46	6
	41	182	88	77	17
	42	241	120	103	18
	43	130	65	61	4
	44	408	229	162	17
	45	150	81	61	8
	46	189	93	87	9
	47	74	35	35	4
	48	198	93	86	19
	49	186	106	78	2
	50	103	59	30	14
	51	265	133	127	5
	52	163	86	67	10
	53	154	87	66	1

PROPOSAL NUMBER ONE
AN AMENDMENT
AUTHORIZING CASINO GAMING
DETAIL

<u>LEGISLATIVE DISTRICT OR TOWN</u>	<u>ELECTION DISTRICT</u>	<u>TOTAL VOTES</u>	<u>YES</u>	<u>NO</u>	<u>BLANK AND VOID</u>
Irondequoit					
	54	52	36	13	3
	55	181	96	73	12
	56	171	69	82	20
	57	254	145	101	8
	58	194	96	84	14
	59	165	78	77	10
	60	191	95	86	10
	61	237	132	96	9
	62	215	100	106	9
	63	141	69	68	4
	64	60	32	24	4
	65	145	80	53	12
	66	56	31	16	9
	67	140	70	52	18
	68	<u>156</u>	<u>99</u>	<u>50</u>	<u>7</u>
Irondequoit		12,334	6,241	5,344	749
Mendon					
	1	262	89	165	8
	2	244	96	139	9
	3	305	108	178	19
	4	191	70	111	10
	5	228	98	118	12
	6	213	75	130	8
	7	273	98	162	13
	8	91	39	50	2
	9	<u>231</u>	<u>98</u>	<u>124</u>	<u>9</u>
Mendon		2,038	771	1,177	90
Ogden					
	1	139	46	90	3
	2	181	69	110	2
	3	196	82	110	4
	4	145	58	85	2
	5	158	72	83	3
	6	140	68	70	2
	7	96	45	50	1
	8	155	76	72	7
	9	152	56	90	6
	10	132	42	80	10
	11	152	50	95	7
	12	152	63	80	9
	13	133	62	70	1
	14	103	43	54	6
	15	189	81	101	7
	16	115	39	76	0
	17	<u>102</u>	<u>51</u>	<u>48</u>	<u>3</u>

PROPOSAL NUMBER ONE
AN AMENDMENT
AUTHORIZING CASINO GAMING
DETAIL

<u>LEGISLATIVE DISTRICT OR TOWN</u>	<u>ELECTION DISTRICT</u>	<u>TOTAL VOTES</u>	<u>YES</u>	<u>NO</u>	<u>BLANK AND VOID</u>
Ogden	18	141	78	60	3
	19	175	71	99	5
	20	174	49	124	1
Ogden		<u>2,930</u>	<u>1,201</u>	<u>1,647</u>	<u>82</u>
Parma	1	193	78	103	12
	2	223	100	116	7
	3	166	80	79	7
	4	214	84	113	17
	5	155	72	75	8
	6	90	39	45	6
	7	220	99	105	16
	8	316	143	157	16
	9	196	88	95	13
	10	201	84	101	16
	11	218	97	114	7
	12	151	65	72	14
	13	337	146	176	15
	14	133	73	46	14
	15	210	100	91	19
Parma		<u>3,023</u>	<u>1,348</u>	<u>1,488</u>	<u>187</u>
Penfield	1	69	22	43	4
	2	174	80	87	7
	3	149	68	75	6
	4	189	53	129	7
	5	220	89	126	5
	6	148	69	71	8
	7	220	85	127	8
	8	151	78	61	12
	9	265	101	149	15
	10	151	59	79	13
	11	103	38	63	2
	12	198	80	108	10
	13	202	79	112	11
	14	222	87	130	5
	15	227	83	138	6
	16	101	45	52	4
	17	193	90	95	8
	18	141	50	89	2
	19	258	94	156	8
	20	230	117	98	15
	21	196	84	110	2
	22	151	56	86	9
	23	233	110	113	10

PROPOSAL NUMBER ONE
AN AMENDMENT
AUTHORIZING CASINO GAMING
DETAIL

<u>LEGISLATIVE DISTRICT OR TOWN</u>	<u>ELECTION DISTRICT</u>	<u>TOTAL VOTES</u>	<u>YES</u>	<u>NO</u>	<u>BLANK AND VOID</u>
Penfield	24	258	111	135	12
	25	142	63	70	9
	26	105	47	50	8
	27	162	63	96	3
	28	178	67	103	8
	29	200	85	105	10
	30	285	146	126	13
	31	128	62	61	5
	32	105	48	56	1
	33	189	67	115	7
	34	129	75	48	6
	35	214	106	104	4
	36	130	62	68	0
	37	311	164	134	13
	38	123	53	65	5
	39	108	43	59	6
	40	166	87	72	7
	41	194	81	108	5
	42	128	64	55	9
Penfield		7,446	3,211	3,927	308
Perinton	1	234	105	120	9
	2	171	69	100	2
	3	175	80	91	4
	4	139	58	80	1
	5	76	36	39	1
	6	137	33	102	2
	7	188	69	114	5
	8	149	64	84	1
	9	229	111	112	6
	10	177	63	103	11
	11	123	54	65	4
	12	145	56	85	4
	13	145	58	86	1
	14	165	59	103	3
	15	128	57	63	8
	16	128	53	72	3
	17	186	86	93	7
	18	187	83	102	2
	19	155	53	100	2
	20	172	75	92	5
	21	212	82	125	5
	22	114	38	75	1
	23	219	78	137	4
	24	287	102	168	17

PROPOSAL NUMBER ONE
AN AMENDMENT
AUTHORIZING CASINO GAMING
DETAIL

<u>LEGISLATIVE DISTRICT OR TOWN</u>	<u>ELECTION DISTRICT</u>	<u>TOTAL VOTES</u>	<u>YES</u>	<u>NO</u>	<u>BLANK AND VOID</u>
Perinton	25	119	46	68	5
	26	188	77	108	3
	27	124	54	66	4
	28	127	44	80	3
	29	83	29	53	1
	30	133	59	72	2
	31	218	80	132	6
	32	134	56	73	5
	33	166	47	117	2
	34	166	70	86	10
	35	141	54	76	11
	36	79	34	44	1
	37	161	65	94	2
	38	180	100	74	6
	39	157	74	78	5
	40	108	37	65	6
	41	94	27	65	2
	42	118	53	60	5
	43	279	127	149	3
	44	140	51	84	5
	45	189	87	98	4
	46	79	33	45	1
	47	140	66	68	6
	48	100	49	48	3
	49	142	51	86	5
	50	43	25	14	4
	51	167	69	95	3
	52	129	63	63	3
	53	146	57	86	3
	54	249	116	127	6
	55	177	82	92	3
	56	167	73	92	2
Perinton		8,684	3,577	4,869	238
Pittsford	1	160	66	85	9
	2	193	63	124	6
	3	346	126	195	25
	4	217	71	145	1
	5	167	49	110	8
	6	145	39	95	11
	7	93	35	58	0
	8	203	71	121	11
	9	249	92	143	14
	10	163	70	90	3
	11	161	65	88	8

PROPOSAL NUMBER ONE
AN AMENDMENT
AUTHORIZING CASINO GAMING
DETAIL

<u>LEGISLATIVE DISTRICT OR TOWN</u>	<u>ELECTION DISTRICT</u>	<u>TOTAL VOTES</u>	<u>YES</u>	<u>NO</u>	<u>BLANK AND VOID</u>
Pittsford	12	174	75	91	8
	13	156	46	102	8
	14	268	97	165	6
	15	99	44	52	3
	16	140	57	79	4
	17	250	92	139	19
	18	150	57	82	11
	19	145	53	84	8
	20	200	69	118	13
	21	186	62	114	10
	22	268	122	142	4
	23	194	79	108	7
	24	272	111	149	12
	25	239	82	142	15
	26	223	71	146	6
	27	157	53	96	8
	28	146	65	76	5
	29	199	89	95	15
	30	156	70	83	3
	31	196	73	110	13
	32	224	71	146	7
	33	211	80	123	8
	34	170	68	95	7
Pittsford		<u>6,520</u>	<u>2,433</u>	<u>3,791</u>	<u>296</u>
Riga	1	378	174	179	25
	2	306	119	171	16
	3	212	92	103	17
	4	255	108	131	16
	5	239	98	127	14
	6	221	91	118	12
Riga		<u>1,611</u>	<u>682</u>	<u>829</u>	<u>100</u>
Rush	1	360	158	177	25
	2	241	91	137	13
	3	390	156	208	26
	4	320	119	180	21
Rush		<u>1,311</u>	<u>524</u>	<u>702</u>	<u>85</u>
Sweden	1	154	72	71	11
	2	68	25	41	2
	3	155	68	82	5
	4	159	66	90	3
	5	41	17	23	1
	6	123	49	62	12

PROPOSAL NUMBER ONE
AN AMENDMENT
AUTHORIZING CASINO GAMING
DETAIL

<u>LEGISLATIVE DISTRICT OR TOWN</u>	<u>ELECTION DISTRICT</u>	<u>TOTAL VOTES</u>	<u>YES</u>	<u>NO</u>	<u>BLANK AND VOID</u>
Sweden	7	177	69	99	9
	8	118	47	70	1
	9	88	41	46	1
	10	210	85	116	9
	11	43	22	20	1
	12	120	49	66	5
Sweden		1,456	610	786	60
Webster	1	187	68	112	7
	2	143	79	59	5
	3	203	79	120	4
	4	72	31	40	1
	5	173	74	91	8
	6	114	51	59	4
	7	166	81	78	7
	8	142	64	72	6
	9	166	73	91	2
	10	248	99	142	7
	11	141	70	65	6
	12	230	92	137	1
	13	168	72	87	9
	14	152	65	83	4
	15	122	51	70	1
	16	146	61	79	6
	17	120	52	61	7
	18	93	44	47	2
	19	235	90	131	14
	20	215	89	116	10
	21	157	69	82	6
	22	152	76	74	2
	23	122	44	75	3
	24	306	145	157	4
	25	100	47	49	4
	26	137	70	63	4
	27	138	62	72	4
	28	106	54	51	1
	29	125	50	65	10
	30	104	36	60	8
	31	218	82	123	13
	32	199	82	112	5
	33	183	76	101	6
	34	78	38	40	0
	35	122	40	75	7
	36	129	65	63	1
	37	224	110	112	2

PROPOSAL NUMBER ONE
AN AMENDMENT
AUTHORIZING CASINO GAMING
DETAIL

<u>LEGISLATIVE DISTRICT OR TOWN</u>	<u>ELECTION DISTRICT</u>	<u>TOTAL VOTES</u>	<u>YES</u>	<u>NO</u>	<u>BLANK AND VOID</u>
Webster					
	38	184	83	91	10
	39	172	80	90	2
	40	232	118	105	9
	41	206	92	109	5
	42	125	57	64	4
	43	97	36	53	8
Webster		<u>6,852</u>	<u>2,997</u>	<u>3,626</u>	<u>229</u>
Wheatland					
	1	136	52	81	3
	2	181	82	88	11
	3	173	69	98	6
	4	137	61	75	1
	5	180	66	112	2
Wheatland		<u>807</u>	<u>330</u>	<u>454</u>	<u>23</u>
TOWNS		<u>103,849</u>	<u>47,454</u>	<u>51,238</u>	<u>5,157</u>
GRAND TOTAL:		<u><u>138,384</u></u>	<u><u>62,815</u></u>	<u><u>63,174</u></u>	<u><u>12,395</u></u>

PROPOSAL NUMBER TWO
 AN AMENDMENT
 ADDITIONAL CIVIL SERVICE CREDIT FOR VETERANS WITH DISABILITIES
 SUMMARY

LEGISLATIVE DISTRICT OR TOWN	TOTAL VOTES	YES	NO	BLANK AND VOID
Leg. Dist. 07	499	357	56	86
Leg. Dist. 16	179	118	15	46
Leg. Dist. 21	4,342	3,022	404	916
Leg. Dist. 22	2,907	1,657	123	1,127
Leg. Dist. 23	5,335	3,668	781	886
Leg. Dist. 24	3,099	2,270	398	431
Leg. Dist. 25	3,895	2,189	223	1,483
Leg. Dist. 26	2,894	1,958	299	637
Leg. Dist. 27	5,352	3,418	329	1,605
Leg. Dist. 28	2,770	1,851	173	746
Leg. Dist. 29	3,263	2,134	213	916
CITY	34,535	22,642	3,014	8,879
Brighton	6,682	5,235	1,021	426
Chili	4,774	3,794	701	279
Clarkson	1,120	835	191	94
East Rochester	1,243	933	147	163
Gates	4,807	3,693	588	526
Greece	19,772	15,112	2,827	1,833
Hamlin	2,115	1,583	340	192
Henrietta	8,324	6,226	1,148	950
Irondequoit	12,334	9,524	1,621	1,189
Mendon	2,038	1,497	389	152
Ogden	2,930	2,224	524	182
Parma	3,023	2,215	528	280
Penfield	7,446	5,662	1,267	517
Perinton	8,684	6,758	1,490	436
Pittsford	6,520	4,971	1,110	439
Riga	1,611	1,180	298	133
Rush	1,311	954	226	131
Sweden	1,456	1,088	273	95
Webster	6,852	5,290	1,159	403
Wheatland	807	624	136	47
TOWNS	103,849	79,398	15,984	8,467
GRAND TOTAL:	<u>138,384</u>	<u>102,040</u>	<u>18,998</u>	<u>17,346</u>

PROPOSAL NUMBER TWO
 AN AMENDMENT
 ADDITIONAL CIVIL SERVICE CREDIT FOR VETERANS WITH DISABILITIES
 DETAIL

LEGISLATIVE DISTRICT OR TOWN	ELECTION DISTRICT	TOTAL VOTES	YES	NO	BLANK AND VOID
Leg. Dist. 07					
	1	311	235	40	36
	2	188	122	16	50
Leg. Dist. 07		499	357	56	86
Leg. Dist. 16					
	1/29-4	179	118	15	46
Leg. Dist. 16		179	118	15	46
Leg. Dist. 21					
	1	200	150	22	28
	2	175	136	25	14
	3	115	66	10	39
	4	111	60	9	42
	5	120	78	13	29
	6	169	103	9	57
	7	310	218	30	62
	8	87	60	4	23
	9	174	136	22	16
	10	272	201	29	42
	11	181	120	6	55
	12	328	214	50	64
	13	112	84	13	15
	14	74	59	8	7
	15	250	154	20	76
	16	71	46	2	23
	17	162	114	15	33
	18	142	109	10	23
	19	98	77	6	15
	20	87	72	4	11
	21	135	101	13	21
	22	185	112	14	59
	23	165	110	14	41
	24	260	197	31	32
	25	184	137	12	35
	26	67	44	6	17
	27	108	64	7	37
Leg. Dist. 21		4,342	3,022	404	916
Leg. Dist. 22					
	1	187	97	9	81
	2	71	22	0	49
	3	112	54	5	53
	4	46	21	1	24
	5	101	57	4	40
	6	118	50	0	68
	7	60	39	0	21
	8	128	85	6	37

PROPOSAL NUMBER TWO
 AN AMENDMENT
 ADDITIONAL CIVIL SERVICE CREDIT FOR VETERANS WITH DISABILITIES
 DETAIL

<u>LEGISLATIVE DISTRICT OR TOWN</u>	<u>ELECTION DISTRICT</u>	<u>TOTAL VOTES</u>	<u>YES</u>	<u>NO</u>	<u>BLANK AND VOID</u>
Leg. Dist. 22	9	92	64	0	28
	10	112	83	6	23
	11	134	72	12	50
	12	103	35	0	68
	13	60	31	0	29
	14	135	87	5	43
	15	158	92	9	57
	16	59	29	2	28
	17	47	22	1	24
	18	77	19	3	55
	19	89	45	0	44
	20	155	83	6	66
	21	81	47	2	32
	22	133	82	6	45
	23	111	37	1	73
	24	48	29	3	16
	25	247	201	23	23
	26/25-19	100	71	14	15
	27	143	103	5	35
Leg. Dist. 22		<u>2,907</u>	<u>1,657</u>	<u>123</u>	<u>1,127</u>
Leg. Dist. 23	1	100	66	15	19
	2	138	83	17	38
	3/24-20	141	94	20	27
	4	307	208	40	59
	5	68	41	13	14
	6	123	83	19	21
	7	162	115	21	26
	8	169	125	23	21
	9	129	97	17	15
	10	138	101	21	16
	11	188	122	33	33
	12	260	175	44	41
	13	174	122	29	23
	14	134	84	28	22
	15	90	61	13	16
	16	109	78	18	13
	17	288	181	22	85
	18	396	278	47	71
	19	225	166	25	34
	20	247	191	38	18
	21	198	138	35	25
	22	193	131	32	30
	23/29	124	92	13	19

PROPOSAL NUMBER TWO
 AN AMENDMENT
 ADDITIONAL CIVIL SERVICE CREDIT FOR VETERANS WITH DISABILITIES
 DETAIL

<u>LEGISLATIVE DISTRICT OR TOWN</u>	<u>ELECTION DISTRICT</u>	<u>TOTAL VOTES</u>	<u>YES</u>	<u>NO</u>	<u>BLANK AND VOID</u>
Leg. Dist. 23					
	24	202	131	24	47
	25	339	230	46	63
	26	378	252	79	47
	27	170	117	31	22
	28/25-28	145	106	18	21
Leg. Dist. 23		5,335	3,668	781	886
Leg. Dist. 24					
	1	274	210	38	26
	2/22	188	147	18	23
	3/23	219	157	39	23
	4	262	203	32	27
	5/24	209	146	36	27
	6	132	99	12	21
	7	131	81	20	30
	8	153	124	16	13
	9	128	101	14	13
	10	231	167	43	21
	11	90	53	7	30
	12	44	22	5	17
	13	226	171	31	24
	14	207	138	30	39
	15/21	184	137	16	31
	16	207	166	24	17
	17	73	50	2	21
	18	125	87	12	26
	19/25-23	16	11	3	2
Leg. Dist. 24		3,099	2,270	398	431
Leg. Dist. 25					
	1	250	192	20	38
	2	199	90	15	94
	3	303	134	6	163
	4/24	132	72	10	50
	5	212	96	13	103
	6	103	67	4	32
	7	242	127	5	110
	8	240	168	9	63
	9	103	43	2	58
	10	184	92	7	85
	11	106	31	3	72
	12	166	108	16	42
	13	168	89	6	73
	14	68	43	5	20
	15	154	116	9	29
	16	165	80	6	79

PROPOSAL NUMBER TWO
 AN AMENDMENT
 ADDITIONAL CIVIL SERVICE CREDIT FOR VETERANS WITH DISABILITIES
 DETAIL

<u>LEGISLATIVE DISTRICT OR TOWN</u>	<u>ELECTION DISTRICT</u>	<u>TOTAL VOTES</u>	<u>YES</u>	<u>NO</u>	<u>BLANK AND VOID</u>
Leg. Dist. 25					
	17	144	39	4	101
	18	209	119	11	79
	20/25	264	164	20	80
	21	82	48	1	33
	22	151	101	23	27
	26/27	112	74	14	24
	29/30	138	96	14	28
Leg. Dist. 25		3,895	2,189	223	1,483
Leg. Dist. 26					
	1	305	195	36	74
	2	112	94	8	10
	3	73	42	10	21
	4	165	106	11	48
	5	126	71	8	47
	6	113	65	11	37
	7	164	114	13	37
	8	177	120	12	45
	9	191	151	23	17
	10	186	133	16	37
	11	161	91	12	58
	12	179	135	22	22
	13	188	114	30	44
	14	215	152	21	42
	15	175	122	12	41
	16	196	140	31	25
	17	168	113	23	32
Leg. Dist. 26		2,894	1,958	299	637
Leg. Dist. 27					
	1	229	165	20	44
	2	256	191	25	40
	3	206	143	25	38
	4	265	179	22	64
	5	269	172	9	88
	6	235	136	15	84
	7	236	174	17	45
	8	375	126	13	236
	9	275	178	21	76
	10	230	184	13	33
	11	244	175	19	50
	12	200	156	13	31
	13	233	153	13	67
	14	183	94	7	82
	15	197	129	5	63
	16	221	151	9	61

PROPOSAL NUMBER TWO
 AN AMENDMENT
 ADDITIONAL CIVIL SERVICE CREDIT FOR VETERANS WITH DISABILITIES
 DETAIL

<u>LEGISLATIVE DISTRICT OR TOWN</u>	<u>ELECTION DISTRICT</u>	<u>TOTAL VOTES</u>	<u>YES</u>	<u>NO</u>	<u>BLANK AND VOID</u>
Leg. Dist. 27	17	256	140	10	106
	18	203	152	14	37
	19	254	147	10	97
	20	152	104	6	42
	21	128	88	10	30
	22	146	93	14	39
	23	154	49	5	100
	25	92	63	6	23
	26	113	76	8	29
Leg. Dist. 27		5,352	3,418	329	1,605
Leg. Dist. 28	1	142	81	2	59
	2	115	81	2	32
	3	86	51	7	28
	4	109	79	7	23
	5	118	73	3	42
	6	253	199	22	32
	7/17	282	192	24	66
	8/19	153	54	2	97
	9	159	128	12	19
	10	54	30	6	18
	11	100	62	4	34
	12	74	44	2	28
	13	139	93	12	34
	14	123	79	7	37
	15	57	34	5	18
	16	147	99	11	37
	18	126	82	8	36
	20	217	171	16	30
	21	223	147	19	57
	22	93	72	2	19
Leg. Dist. 28		2,770	1,851	173	746
Leg. Dist. 29	1/2	67	45	1	21
	3/8	40	29	6	5
	5	150	102	9	39
	6	110	59	13	38
	7	135	88	11	36
	9	248	181	19	48
	10	231	168	16	47
	11	147	89	11	47
	12	178	135	11	32
	13	128	95	2	31
	14	51	34	3	14

PROPOSAL NUMBER TWO
 AN AMENDMENT
 ADDITIONAL CIVIL SERVICE CREDIT FOR VETERANS WITH DISABILITIES
 DETAIL

<u>LEGISLATIVE DISTRICT OR TOWN</u>	<u>ELECTION DISTRICT</u>	<u>TOTAL VOTES</u>	<u>YES</u>	<u>NO</u>	<u>BLANK AND VOID</u>
Leg. Dist. 29	15	135	68	2	65
	16	63	41	0	22
	17	125	87	18	20
	18/27	184	139	20	25
	19	100	49	3	48
	20	217	118	10	89
	21	172	136	17	19
	22	135	62	3	70
	23	152	90	4	58
	24	189	137	13	39
	25/28	231	132	15	84
	26	75	50	6	19
Leg. Dist. 29		3,263	2,134	213	916
CITY		34,535	22,642	3,014	8,879
Brighton	1	201	149	39	13
	2	112	83	18	11
	3	149	109	23	17
	4	165	121	26	18
	5	185	142	26	17
	6	200	161	33	6
	7	134	100	29	5
	8	153	111	30	12
	9	181	125	38	18
	10	172	124	36	12
	11	195	153	38	4
	12	221	185	25	11
	13	135	101	26	8
	14	75	62	9	4
	15	126	100	16	10
	16	109	76	24	9
	17	58	40	9	9
	18	142	110	20	12
	19	128	93	23	12
	20	99	80	15	4
	21	141	121	17	3
	22	142	113	22	7
	23	144	121	20	3
	24	219	180	21	18
	25	141	113	16	12
	26	111	87	15	9
	27	134	105	23	6
	28	184	146	27	11
	29	104	83	15	6

PROPOSAL NUMBER TWO
 AN AMENDMENT
 ADDITIONAL CIVIL SERVICE CREDIT FOR VETERANS WITH DISABILITIES
 DETAIL

<u>LEGISLATIVE DISTRICT OR TOWN</u>	<u>ELECTION DISTRICT</u>	<u>TOTAL VOTES</u>	<u>YES</u>	<u>NO</u>	<u>BLANK AND VOID</u>
Brighton	30	317	257	32	28
	31	170	142	25	3
	32	182	151	26	5
	33	169	135	26	8
	34	148	118	23	7
	35	128	101	21	6
	36	95	76	9	10
	37	137	117	12	8
	38	166	123	29	14
	39	142	108	27	7
	40	209	172	30	7
	41	127	100	14	13
	42	68	51	14	3
	43	144	113	26	5
	44	41	33	5	3
	45	78	67	8	3
	46	101	77	15	9
		6,682	5,235	1,021	426
Brighton					
Chili	1	131	103	17	11
	2	230	185	35	10
	3	183	152	26	5
	4	98	78	18	2
	5	132	112	14	6
	6	150	119	16	15
	7	68	52	11	5
	8	159	129	26	4
	9	151	121	22	8
	10	109	89	14	6
	11	144	110	26	8
	12	125	94	28	3
	13	203	165	32	6
	14	160	127	23	10
	15	130	100	18	12
	16	252	207	33	12
	17	375	308	42	25
	18	126	93	17	16
	19	155	125	22	8
	20	186	148	31	7
	21	127	101	17	9
	22	107	86	14	7
	23	109	90	15	4
	24	210	150	31	29
	25	93	76	12	5

PROPOSAL NUMBER TWO
AN AMENDMENT
ADDITIONAL CIVIL SERVICE CREDIT FOR VETERANS WITH DISABILITIES
DETAIL

LEGISLATIVE DISTRICT OR TOWN	ELECTION DISTRICT	TOTAL VOTES	YES	NO	BLANK AND VOID
Chili					
	26	166	129	30	7
	27	138	108	21	9
	28	107	83	16	8
	29	107	92	12	3
	30	56	40	14	2
	31	136	103	24	9
	32	151	119	24	8
Chili		4,774	3,794	701	279
Clarkson					
	1	216	178	24	14
	2	31	30	0	1
	3	229	158	48	23
	4	230	171	49	10
	5	279	197	47	35
	6	135	101	23	11
Clarkson		1,120	835	191	94
East Rochester					
	1	184	130	29	25
	2	200	155	23	22
	3	208	161	21	26
	4	157	113	14	30
	5	128	95	16	17
	6	206	156	30	20
	7	160	123	14	23
East Rochester		1,243	933	147	163
Gates					
	1	103	77	12	14
	2	142	99	17	26
	3	107	72	14	21
	4	162	119	21	22
	5	218	181	19	18
	6	140	110	23	7
	7	301	232	48	21
	8	125	108	11	6
	9	190	145	21	24
	10	111	90	13	8
	11	104	75	15	14
	12	79	57	7	15
	13	123	104	10	9
	14	136	85	12	39
	15	197	151	23	23
	16	104	86	11	7
	17	119	87	15	17
	18	157	121	16	20

PROPOSAL NUMBER TWO
 AN AMENDMENT
 ADDITIONAL CIVIL SERVICE CREDIT FOR VETERANS WITH DISABILITIES
 DETAIL

LEGISLATIVE DISTRICT OR TOWN	ELECTION DISTRICT	TOTAL VOTES	YES	NO	BLANK AND VOID
Gates					
	19	135	107	19	9
	20	129	100	15	14
	21	150	107	18	25
	22	125	104	13	8
	23	144	119	18	7
	24	149	116	21	12
	25	113	88	13	12
	26	182	133	32	17
	27	171	136	17	18
	28	119	97	9	13
	29	131	101	14	16
	30	88	56	16	16
	31	108	81	19	8
	32	157	117	22	18
	33	76	65	6	5
	34	118	91	16	11
	35	94	76	12	6
Gates		4,807	3,693	588	526
Greece					
	1	188	138	32	18
	2	207	162	27	18
	3	177	125	30	22
	4	142	106	19	17
	5	131	104	15	12
	6	117	92	20	5
	7	156	128	17	11
	8	132	112	11	9
	9	115	93	17	5
	10	140	109	15	16
	11	66	56	7	3
	12	103	83	13	7
	13	152	121	19	12
	14	112	90	13	9
	15	148	117	23	8
	16	130	104	17	9
	17	243	154	46	43
	18	194	156	30	8
	19	143	120	10	13
	20	140	113	15	12
	21	149	117	24	8
	22	119	100	10	9
	23	276	197	37	42
	24	235	175	32	28
	25	164	146	13	5

PROPOSAL NUMBER TWO
 AN AMENDMENT
 ADDITIONAL CIVIL SERVICE CREDIT FOR VETERANS WITH DISABILITIES
 DETAIL

<u>LEGISLATIVE DISTRICT OR TOWN</u>	<u>ELECTION DISTRICT</u>	<u>TOTAL VOTES</u>	<u>YES</u>	<u>NO</u>	<u>BLANK AND VOID</u>
Greece					
	26	130	108	15	7
	27	195	143	26	26
	28	220	157	39	24
	29	172	136	24	12
	30	105	86	12	7
	31	151	120	24	7
	32	157	113	24	20
	33	202	134	33	35
	34	221	168	41	12
	35	205	153	34	18
	36	237	172	27	38
	37	155	122	18	15
	38	272	197	51	24
	39	123	90	19	14
	40	138	108	11	19
	41	203	163	23	17
	42	135	111	20	4
	43	153	109	37	7
	44	263	186	59	18
	45	250	186	38	26
	46	105	81	16	8
	47	191	152	32	7
	48	119	99	9	11
	49	164	137	14	13
	50	178	135	25	18
	51	115	83	16	16
	52	205	157	37	11
	53	144	107	13	24
	54	213	158	37	18
	55	169	136	19	14
	56	229	179	32	18
	57	169	136	24	9
	58	230	188	25	17
	59	79	60	11	8
	60	145	114	18	13
	61	182	145	23	14
	62	191	151	19	21
	63	191	146	23	22
	64	129	102	15	12
	65	189	152	19	18
	66	95	68	13	14
	67	166	120	27	19
	68	245	176	44	25
	69	120	93	20	7
	70	464	343	72	49

PROPOSAL NUMBER TWO
 AN AMENDMENT
 ADDITIONAL CIVIL SERVICE CREDIT FOR VETERANS WITH DISABILITIES
 DETAIL

<u>LEGISLATIVE DISTRICT OR TOWN</u>	<u>ELECTION DISTRICT</u>	<u>TOTAL VOTES</u>	<u>YES</u>	<u>NO</u>	<u>BLANK AND VOID</u>
Greece					
	71	224	175	29	20
	72	224	168	31	25
	73	102	86	13	3
	74	134	107	21	6
	75	121	86	16	19
	76	156	124	20	12
	77	219	167	34	18
	78	122	103	10	9
	79	319	233	56	30
	80	249	199	31	19
	81	124	93	23	8
	82	104	90	10	4
	83	83	67	6	10
	84	190	150	29	11
	85	224	170	36	18
	86	298	222	49	27
	87	172	132	19	21
	88	173	120	28	25
	89	150	112	17	21
	90	237	158	39	40
	91	371	262	50	59
	92	256	196	34	26
	93	254	198	34	22
	94	180	138	28	14
	95	112	87	17	8
	96	221	184	24	13
	97	376	278	63	35
	98	270	218	30	22
	99	218	167	38	13
	100	280	198	47	35
	101	137	99	22	16
	102	254	193	47	14
	103	229	166	42	21
	104	234	175	37	22
	105	153	124	21	8
	106	154	118	29	7
	107	118	92	18	8
	108	126	93	18	15
	109	211	166	21	24
Greece		19,772	15,112	2,827	1,833
Hamlin					
	1	170	128	28	14
	2	268	192	60	16
	3	180	122	34	24

PROPOSAL NUMBER TWO
 AN AMENDMENT
 ADDITIONAL CIVIL SERVICE CREDIT FOR VETERANS WITH DISABILITIES
 DETAIL

LEGISLATIVE DISTRICT OR TOWN	ELECTION DISTRICT	TOTAL VOTES	YES	NO	BLANK AND VOID
Hamlin					
	4	194	138	36	20
	5	210	172	15	23
	6	170	122	34	14
	7	332	245	60	27
	8	138	105	16	17
	9	168	136	17	15
	10	285	223	40	22
Hamlin		2,115	1,583	340	192
Henrietta					
	1	302	206	46	50
	2	205	155	33	17
	3	86	71	11	4
	4	187	148	25	14
	5	232	186	31	15
	6	222	162	31	29
	7	222	170	21	31
	8	234	186	25	23
	9	160	103	23	34
	10	224	169	23	32
	11	180	147	18	15
	12	191	136	27	28
	13	227	161	34	32
	14	164	124	25	15
	15	252	199	26	27
	16	156	113	25	18
	17	278	202	44	32
	18	260	204	30	26
	19	194	144	36	14
	20	277	203	40	34
	21	197	151	28	18
	22	311	237	47	27
	23	165	126	20	19
	24	239	168	37	34
	25	242	184	39	19
	26	472	329	57	86
	27	397	283	74	40
	28	273	211	30	32
	29	400	314	52	34
	30	408	299	52	57
	31	139	104	17	18
	32	285	217	46	22
	33	154	118	20	16
	34	118	95	12	11

PROPOSAL NUMBER TWO
 AN AMENDMENT
 ADDITIONAL CIVIL SERVICE CREDIT FOR VETERANS WITH DISABILITIES
 DETAIL

<u>LEGISLATIVE DISTRICT OR TOWN</u>	<u>ELECTION DISTRICT</u>	<u>TOTAL VOTES</u>	<u>YES</u>	<u>NO</u>	<u>BLANK AND VOID</u>
Henrietta	35	<u>271</u>	<u>201</u>	<u>43</u>	<u>27</u>
Henrietta		8,324	6,226	1,148	950
Irondequoit	1	239	168	35	36
	2	162	133	14	15
	3	225	168	35	22
	4	181	143	26	12
	5	159	129	20	10
	6	323	249	44	30
	7	311	254	39	18
	8	195	148	31	16
	9	188	144	15	29
	10	244	198	40	6
	11	120	87	21	12
	12	136	104	24	8
	13	200	154	29	17
	14	216	174	30	12
	15	277	215	38	24
	16	339	249	56	34
	17	149	117	21	11
	18	189	138	28	23
	19	190	148	25	17
	20	204	169	23	12
	21	198	157	29	12
	22	218	181	22	15
	23	172	147	16	9
	24	165	128	20	17
	25	187	136	24	27
	26	120	90	12	18
	27	140	94	26	20
	28	191	134	32	25
	29	126	94	21	11
	30	179	134	29	16
	31	287	213	32	42
	32	182	140	19	23
	33	141	110	23	8
	34	293	231	40	22
	35	127	100	23	4
	36	93	60	9	24
	37	151	119	12	20
	38	123	90	6	27
	39	70	58	2	10
	40	123	94	19	10
	41	182	137	20	25

PROPOSAL NUMBER TWO
 AN AMENDMENT
 ADDITIONAL CIVIL SERVICE CREDIT FOR VETERANS WITH DISABILITIES
 DETAIL

<u>LEGISLATIVE DISTRICT OR TOWN</u>	<u>ELECTION DISTRICT</u>	<u>TOTAL VOTES</u>	<u>YES</u>	<u>NO</u>	<u>BLANK AND VOID</u>
Irondequoit					
	42	241	177	37	27
	43	130	109	18	3
	44	408	330	47	31
	45	150	126	12	12
	46	189	145	23	21
	47	74	59	11	4
	48	198	147	29	22
	49	186	155	24	7
	50	103	72	14	17
	51	265	208	42	15
	52	163	128	19	16
	53	154	126	24	4
	54	52	36	11	5
	55	181	135	27	19
	56	171	126	15	30
	57	254	210	28	16
	58	194	149	23	22
	59	165	118	28	19
	60	191	144	29	18
	61	237	184	32	21
	62	215	171	26	18
	63	141	108	20	13
	64	60	46	4	10
	65	145	117	13	15
	66	56	40	3	13
	67	140	104	12	24
	68	156	118	20	18
Irondequoit		12,334	9,524	1,621	1,189
Mendon					
	1	262	190	54	18
	2	244	193	38	13
	3	305	203	71	31
	4	191	142	31	18
	5	228	163	47	18
	6	213	160	39	14
	7	273	204	51	18
	8	91	68	15	8
	9	231	174	43	14
Mendon		2,038	1,497	389	152
Ogden					
	1	139	107	27	5
	2	181	139	39	3
	3	196	160	26	10
	4	145	108	29	8

PROPOSAL NUMBER TWO
 AN AMENDMENT
 ADDITIONAL CIVIL SERVICE CREDIT FOR VETERANS WITH DISABILITIES
 DETAIL

<u>LEGISLATIVE DISTRICT OR TOWN</u>	<u>ELECTION DISTRICT</u>	<u>TOTAL VOTES</u>	<u>YES</u>	<u>NO</u>	<u>BLANK AND VOID</u>
Ogden	5	158	128	26	4
	6	140	114	17	9
	7	96	77	18	1
	8	155	107	33	15
	9	152	113	28	11
	10	132	96	17	19
	11	152	114	26	12
	12	152	117	23	12
	13	133	107	21	5
	14	103	71	21	11
	15	189	149	25	15
	16	115	85	20	10
	17	102	73	23	6
	18	141	103	31	7
	19	175	138	23	14
	20	174	118	51	5
Ogden		2,930	2,224	524	182
Parma	1	193	143	29	21
	2	223	171	37	15
	3	166	130	24	12
	4	214	147	43	24
	5	155	115	27	13
	6	90	69	12	9
	7	220	162	39	19
	8	316	242	51	23
	9	196	141	34	21
	10	201	131	46	24
	11	218	167	35	16
	12	151	112	22	17
	13	337	246	66	25
	14	133	94	22	17
	15	210	145	41	24
Parma		3,023	2,215	528	280
Penfield	1	69	51	11	7
	2	174	142	22	10
	3	149	101	33	15
	4	189	131	47	11
	5	220	162	43	15
	6	148	113	25	10
	7	220	167	38	15
	8	151	123	12	16
	9	265	205	42	18

PROPOSAL NUMBER TWO
 AN AMENDMENT
 ADDITIONAL CIVIL SERVICE CREDIT FOR VETERANS WITH DISABILITIES
 DETAIL

<u>LEGISLATIVE DISTRICT OR TOWN</u>	<u>ELECTION DISTRICT</u>	<u>TOTAL VOTES</u>	<u>YES</u>	<u>NO</u>	<u>BLANK AND VOID</u>
Penfield					
	10	151	108	23	20
	11	103	85	14	4
	12	198	153	29	16
	13	202	160	33	9
	14	222	168	41	13
	15	227	167	50	10
	16	101	77	17	7
	17	193	140	38	15
	18	141	114	23	4
	19	258	201	39	18
	20	230	163	46	21
	21	196	163	26	7
	22	151	121	18	12
	23	233	187	31	15
	24	258	192	43	23
	25	142	118	16	8
	26	105	76	18	11
	27	162	125	27	10
	28	178	138	28	12
	29	200	142	40	18
	30	285	214	53	18
	31	128	110	9	9
	32	105	91	12	2
	33	189	138	41	10
	34	129	85	31	13
	35	214	167	40	7
	36	130	103	23	4
	37	311	238	44	29
	38	123	84	30	9
	39	108	73	28	7
	40	166	119	33	14
	41	194	152	31	11
	42	128	95	19	14
Penfield		7,446	5,662	1,267	517
Perinton					
	1	234	190	31	13
	2	171	132	30	9
	3	175	142	28	5
	4	139	96	28	15
	5	76	58	15	3
	6	137	111	23	3
	7	188	134	46	8
	8	149	118	26	5
	9	229	172	46	11

PROPOSAL NUMBER TWO
 AN AMENDMENT
 ADDITIONAL CIVIL SERVICE CREDIT FOR VETERANS WITH DISABILITIES
 DETAIL

<u>LEGISLATIVE DISTRICT OR TOWN</u>	<u>ELECTION DISTRICT</u>	<u>TOTAL VOTES</u>	<u>YES</u>	<u>NO</u>	<u>BLANK AND VOID</u>
Perinton					
	10	177	128	34	15
	11	123	106	13	4
	12	145	107	31	7
	13	145	115	24	6
	14	165	131	29	5
	15	128	104	14	10
	16	128	102	22	4
	17	186	152	27	7
	18	187	148	33	6
	19	155	126	24	5
	20	172	141	22	9
	21	212	164	38	10
	22	114	95	16	3
	23	219	174	41	4
	24	287	212	49	26
	25	119	94	15	10
	26	188	150	31	7
	27	124	95	21	8
	28	127	104	18	5
	29	83	66	16	1
	30	133	111	19	3
	31	218	172	34	12
	32	134	109	18	7
	33	166	130	30	6
	34	166	114	40	12
	35	141	105	22	14
	36	79	66	11	2
	37	161	133	26	2
	38	180	140	27	13
	39	157	124	24	9
	40	108	73	22	13
	41	94	68	22	4
	42	118	87	20	11
	43	279	224	48	7
	44	140	107	27	6
	45	189	144	33	12
	46	79	63	14	2
	47	140	107	26	7
	48	100	79	15	6
	49	142	98	36	8
	50	43	32	3	8
	51	167	132	28	7
	52	129	106	15	8
	53	146	116	25	5
	54	249	196	39	14

PROPOSAL NUMBER TWO
 AN AMENDMENT
 ADDITIONAL CIVIL SERVICE CREDIT FOR VETERANS WITH DISABILITIES
 DETAIL

<u>LEGISLATIVE DISTRICT OR TOWN</u>	<u>ELECTION DISTRICT</u>	<u>TOTAL VOTES</u>	<u>YES</u>	<u>NO</u>	<u>BLANK AND VOID</u>
Perinton	55	177	138	33	6
	56	167	117	42	8
Perinton		<u>8,684</u>	<u>6,758</u>	<u>1,490</u>	<u>436</u>
Pittsford	1	160	114	32	14
	2	193	155	28	10
	3	346	275	38	33
	4	217	175	33	9
	5	167	133	25	9
	6	145	112	17	16
	7	93	72	19	2
	8	203	148	39	16
	9	249	190	37	22
	10	163	130	26	7
	11	161	114	38	9
	12	174	136	28	10
	13	156	116	30	10
	14	268	208	45	15
	15	99	73	22	4
	16	140	117	15	8
	17	250	177	50	23
	18	150	116	24	10
	19	145	111	23	11
	20	200	150	37	13
	21	186	137	33	16
	22	268	220	40	8
	23	194	143	38	13
	24	272	207	43	22
	25	239	188	33	18
	26	223	171	42	10
	27	157	117	27	13
	28	146	117	21	8
	29	199	150	32	17
	30	156	126	23	7
	31	196	146	35	15
	32	224	172	38	14
	33	211	150	48	13
	34	170	105	51	14
Pittsford		<u>6,520</u>	<u>4,971</u>	<u>1,110</u>	<u>439</u>
Riga	1	378	266	75	37
	2	306	229	55	22
	3	212	169	26	17
	4	255	180	50	25

PROPOSAL NUMBER TWO
 AN AMENDMENT
 ADDITIONAL CIVIL SERVICE CREDIT FOR VETERANS WITH DISABILITIES
 DETAIL

LEGISLATIVE DISTRICT OR TOWN	ELECTION DISTRICT	TOTAL VOTES	YES	NO	BLANK AND VOID
Riga	5	239	170	49	20
	6	221	166	43	12
Riga		1,611	1,180	298	133
Rush	1	360	260	60	40
	2	241	176	50	15
	3	390	280	69	41
	4	320	238	47	35
Rush		1,311	954	226	131
Sweden	1	154	111	27	16
	2	68	57	9	2
	3	155	115	30	10
	4	159	123	31	5
	5	41	27	12	2
	6	123	86	22	15
	7	177	134	34	9
	8	118	90	20	8
	9	88	64	18	6
	10	210	157	42	11
	11	43	35	5	3
	12	120	89	23	8
Sweden		1,456	1,088	273	95
Webster	1	187	137	35	15
	2	143	118	16	9
	3	203	158	37	8
	4	72	61	9	2
	5	173	136	29	8
	6	114	96	13	5
	7	166	131	23	12
	8	142	124	12	6
	9	166	128	30	8
	10	248	181	52	15
	11	141	105	25	11
	12	230	176	43	11
	13	168	123	37	8
	14	152	115	30	7
	15	122	90	24	8
	16	146	114	26	6
	17	120	90	21	9
	18	93	77	12	4
	19	235	169	43	23
	20	215	153	49	13

PROPOSAL NUMBER TWO
 AN AMENDMENT
 ADDITIONAL CIVIL SERVICE CREDIT FOR VETERANS WITH DISABILITIES
 DETAIL

<u>LEGISLATIVE DISTRICT OR TOWN</u>	<u>ELECTION DISTRICT</u>	<u>TOTAL VOTES</u>	<u>YES</u>	<u>NO</u>	<u>BLANK AND VOID</u>
Webster					
	21	157	114	31	12
	22	152	119	26	7
	23	122	94	23	5
	24	306	246	46	14
	25	100	80	11	9
	26	137	102	24	11
	27	138	111	20	7
	28	106	76	22	8
	29	125	95	19	11
	30	104	80	18	6
	31	218	164	33	21
	32	199	152	37	10
	33	183	140	33	10
	34	78	62	15	1
	35	122	90	22	10
	36	129	100	23	6
	37	224	176	40	8
	38	184	158	18	8
	39	172	137	26	9
	40	232	187	27	18
	41	206	160	37	9
	42	125	90	30	5
	43	97	75	12	10
Webster		6,852	5,290	1,159	403
Wheatland					
	1	136	107	24	5
	2	181	137	28	16
	3	173	132	29	12
	4	137	112	20	5
	5	180	136	35	9
Wheatland		807	624	136	47
TOWNS		103,849	79,398	15,984	8,467
GRAND TOTAL:		138,384	102,040	18,998	17,346

PROPOSAL NUMBER THREE
AN AMENDMENT
EXCLUSION OF INDEBTEDNESS CONTRACTED FOR SEWAGE FACILITIES
SUMMARY

LEGISLATIVE DISTRICT OR TOWN	TOTAL VOTES	YES	NO	BLANK AND VOID
Leg. Dist. 07	499	238	122	139
Leg. Dist. 16	179	80	44	55
Leg. Dist. 21	4,342	2,081	1,029	1,232
Leg. Dist. 22	2,907	976	511	1,420
Leg. Dist. 23	5,335	2,769	1,339	1,227
Leg. Dist. 24	3,099	1,699	772	628
Leg. Dist. 25	3,895	1,447	631	1,817
Leg. Dist. 26	2,894	1,202	809	883
Leg. Dist. 27	5,352	2,074	1,153	2,125
Leg. Dist. 28	2,770	1,130	619	1,021
Leg. Dist. 29	3,263	1,353	693	1,217
CITY	34,535	15,049	7,722	11,764
Brighton	6,682	4,137	1,772	773
Chili	4,774	2,483	1,755	536
Clarkson	1,120	515	455	150
East Rochester	1,243	637	340	266
Gates	4,807	2,284	1,553	970
Greece	19,772	9,426	7,035	3,311
Hamlin	2,115	936	848	331
Henrietta	8,324	4,179	2,621	1,524
Irondequoit	12,334	6,513	3,768	2,053
Mendon	2,038	1,043	778	217
Ogden	2,930	1,378	1,227	325
Parma	3,023	1,360	1,231	432
Penfield	7,446	3,981	2,613	852
Perinton	8,684	4,861	3,007	816
Pittsford	6,520	3,689	2,083	748
Riga	1,611	789	619	203
Rush	1,311	609	519	183
Sweden	1,456	713	585	158
Webster	6,852	3,543	2,552	757
Wheatland	807	408	330	69
TOWNS	103,849	53,484	35,691	14,674
GRAND TOTAL:	<u>138,384</u>	<u>68,533</u>	<u>43,413</u>	<u>26,438</u>

PROPOSAL NUMBER THREE
 AN AMENDMENT
 EXCLUSION OF INDEBTEDNESS CONTRACTED FOR SEWAGE FACILITIES
 DETAIL

LEGISLATIVE DISTRICT OR TOWN	ELECTION DISTRICT	TOTAL VOTES	YES	NO	BLANK AND VOID
Leg. Dist. 07					
	1	311	158	79	74
	2	188	80	43	65
Leg. Dist. 07		499	238	122	139
Leg. Dist. 16					
	1/29-4	179	80	44	55
Leg. Dist. 16		179	80	44	55
Leg. Dist. 21					
	1	200	115	45	40
	2	175	101	55	19
	3	115	34	27	54
	4	111	42	21	48
	5	120	51	31	38
	6	169	68	31	70
	7	310	152	73	85
	8	87	37	25	25
	9	174	93	54	27
	10	272	156	53	63
	11	181	85	23	73
	12	328	153	98	77
	13	112	66	21	25
	14	74	39	24	11
	15	250	90	62	98
	16	71	26	15	30
	17	162	80	37	45
	18	142	71	32	39
	19	98	51	22	25
	20	87	42	31	14
	21	135	66	41	28
	22	185	78	36	71
	23	165	77	35	53
	24	260	145	67	48
	25	184	97	32	55
	26	67	25	18	24
	27	108	41	20	47
Leg. Dist. 21		4,342	2,081	1,029	1,232
Leg. Dist. 22					
	1	187	52	36	99
	2	71	13	3	55
	3	112	26	21	65
	4	46	13	5	28
	5	101	30	17	54
	6	118	23	11	84
	7	60	22	7	31
	8	128	45	34	49
	9	92	41	8	43

PROPOSAL NUMBER THREE
 AN AMENDMENT
 EXCLUSION OF INDEBTEDNESS CONTRACTED FOR SEWAGE FACILITIES
 DETAIL

LEGISLATIVE DISTRICT OR TOWN	ELECTION DISTRICT	TOTAL VOTES	YES	NO	BLANK AND VOID
Leg. Dist. 22	10	112	50	25	37
	11	134	49	25	60
	12	103	19	8	76
	13	60	19	7	34
	14	135	49	28	58
	15	158	51	33	74
	16	59	17	9	33
	17	47	16	6	25
	18	77	11	9	57
	19	89	23	17	49
	20	155	60	17	78
	21	81	25	10	46
	22	133	40	24	69
	23	111	21	12	78
	24	48	19	7	22
	25	247	135	70	42
	26/25-19	100	49	28	23
	27	143	58	34	51
Leg. Dist. 22		2,907	976	511	1,420
Leg. Dist. 23	1	100	56	19	25
	2	138	69	24	45
	3/24-20	141	68	39	34
	4	307	148	77	82
	5	68	31	23	14
	6	123	67	32	24
	7	162	85	37	40
	8	169	92	45	32
	9	129	79	28	22
	10	138	80	32	26
	11	188	104	42	42
	12	260	138	59	63
	13	174	89	48	37
	14	134	69	38	27
	15	90	49	17	24
	16	109	58	33	18
	17	288	121	71	96
	18	396	198	105	93
	19	225	111	59	55
	20	247	144	60	43
	21	198	111	51	36
	22	193	106	47	40
	23/29	124	68	24	32
	24	202	91	50	61
	25	339	178	77	84

PROPOSAL NUMBER THREE
 AN AMENDMENT
 EXCLUSION OF INDEBTEDNESS CONTRACTED FOR SEWAGE FACILITIES
 DETAIL

LEGISLATIVE DISTRICT OR TOWN	ELECTION DISTRICT	TOTAL VOTES	YES	NO	BLANK AND VOID
Leg. Dist. 23	26	378	199	108	71
	27	170	83	55	32
	28/25-28	145	77	39	29
Leg. Dist. 23		5,335	2,769	1,339	1,227
Leg. Dist. 24	1	274	180	54	40
	2/22	188	106	54	28
	3/23	219	125	52	42
	4	262	148	73	41
	5/24	209	121	47	41
	6	132	85	22	25
	7	131	60	31	40
	8	153	90	39	24
	9	128	70	32	26
	10	231	138	61	32
	11	90	35	22	33
	12	44	17	4	23
	13	226	134	56	36
	14	207	107	54	46
	15/21	184	88	48	48
	16	207	105	67	35
	17	73	22	21	30
	18	125	59	32	34
	19/25-23	16	9	3	4
Leg. Dist. 24		3,099	1,699	772	628
Leg. Dist. 25	1	250	124	60	66
	2	199	67	26	106
	3	303	82	30	191
	4/24	132	46	20	66
	5	212	70	26	116
	6	103	38	25	40
	7	242	89	22	131
	8	240	108	36	96
	9	103	20	14	69
	10	184	62	20	102
	11	106	17	12	77
	12	166	84	33	49
	13	168	58	23	87
	14	68	27	13	28
	15	154	69	34	51
	16	165	47	29	89
	17	144	22	17	105
	18	209	76	40	93
	20/25	264	105	54	105

PROPOSAL NUMBER THREE
 AN AMENDMENT
 EXCLUSION OF INDEBTEDNESS CONTRACTED FOR SEWAGE FACILITIES
 DETAIL

LEGISLATIVE DISTRICT OR TOWN	ELECTION DISTRICT	TOTAL VOTES	YES	NO	BLANK AND VOID
Leg. Dist. 25					
	21	82	31	15	36
	22	151	74	34	43
	26/27	112	61	19	32
	29/30	138	70	29	39
Leg. Dist. 25		3,895	1,447	631	1,817
Leg. Dist. 26					
	1	305	124	87	94
	2	112	61	30	21
	3	73	26	24	23
	4	165	63	44	58
	5	126	47	30	49
	6	113	25	30	58
	7	164	61	52	51
	8	177	76	38	63
	9	191	99	56	36
	10	186	77	50	59
	11	161	55	35	71
	12	179	82	54	43
	13	188	74	59	55
	14	215	97	55	63
	15	175	70	47	58
	16	196	91	73	32
	17	168	74	45	49
Leg. Dist. 26		2,894	1,202	809	883
Leg. Dist. 27					
	1	229	93	65	71
	2	256	125	69	62
	3	206	94	47	65
	4	265	111	66	88
	5	269	113	48	108
	6	235	89	32	114
	7	236	103	69	64
	8	375	60	54	261
	9	275	128	52	95
	10	230	104	70	56
	11	244	99	61	84
	12	200	96	51	53
	13	233	94	46	93
	14	183	54	35	94
	15	197	66	32	99
	16	221	100	43	78
	17	256	71	53	132
	18	203	93	57	53
	19	254	78	49	127
	20	152	65	30	57

PROPOSAL NUMBER THREE
 AN AMENDMENT
 EXCLUSION OF INDEBTEDNESS CONTRACTED FOR SEWAGE FACILITIES
 DETAIL

LEGISLATIVE DISTRICT OR TOWN	ELECTION DISTRICT	TOTAL VOTES	YES	NO	BLANK AND VOID
Leg. Dist. 27					
	21	128	66	26	36
	22	146	62	28	56
	23	154	31	14	109
	25	92	33	28	31
	26	113	46	28	39
Leg. Dist. 27		5,352	2,074	1,153	2,125
Leg. Dist. 28					
	1	142	45	29	68
	2	115	44	29	42
	3	86	29	18	39
	4	109	46	24	39
	5	118	38	25	55
	6	253	131	62	60
	7/17	282	118	60	104
	8/19	153	34	11	108
	9	159	82	45	32
	10	54	19	16	19
	11	100	42	15	43
	12	74	32	13	29
	13	139	57	39	43
	14	123	48	27	48
	15	57	29	8	20
	16	147	52	45	50
	18	126	48	29	49
	20	217	114	56	47
	21	223	89	40	94
	22	93	33	28	32
Leg. Dist. 28		2,770	1,130	619	1,021
Leg. Dist. 29					
	1/2	67	28	15	24
	3/8	40	18	13	9
	5	150	62	33	55
	6	110	43	20	47
	7	135	62	28	45
	9	248	112	65	71
	10	231	112	45	74
	11	147	56	26	65
	12	178	79	47	52
	13	128	53	31	44
	14	51	18	13	20
	15	135	36	19	80
	16	63	23	13	27
	17	125	52	44	29
	18/27	184	97	51	36
	19	100	32	20	48

PROPOSAL NUMBER THREE
 AN AMENDMENT
 EXCLUSION OF INDEBTEDNESS CONTRACTED FOR SEWAGE FACILITIES
 DETAIL

LEGISLATIVE DISTRICT OR TOWN	ELECTION DISTRICT	TOTAL VOTES	YES	NO	BLANK AND VOID
Leg. Dist. 29	20	217	80	29	108
	21	172	81	56	35
	22	135	43	11	81
	23	152	71	10	71
	24	189	80	42	67
	25/28	231	82	46	103
	26	75	33	16	26
Leg. Dist. 29		<u>3,263</u>	<u>1,353</u>	<u>693</u>	<u>1,217</u>
CITY		34,535	15,049	7,722	11,764
Brighton	1	201	131	41	29
	2	112	64	34	14
	3	149	74	41	34
	4	165	114	21	30
	5	185	119	43	23
	6	200	113	75	12
	7	134	78	41	15
	8	153	95	37	21
	9	181	92	63	26
	10	172	100	56	16
	11	195	128	57	10
	12	221	144	46	31
	13	135	75	41	19
	14	75	45	23	7
	15	126	72	36	18
	16	109	59	36	14
	17	58	31	11	16
	18	142	95	32	15
	19	128	88	24	16
	20	99	55	34	10
	21	141	95	34	12
	22	142	93	40	9
	23	144	90	41	13
	24	219	117	63	39
	25	141	102	26	13
	26	111	61	33	17
	27	134	86	38	10
	28	184	116	47	21
	29	104	59	33	12
	30	317	211	61	45
	31	170	123	36	11
	32	182	120	50	12
	33	169	99	51	19
	34	148	92	42	14
	35	128	86	31	11

PROPOSAL NUMBER THREE
AN AMENDMENT
EXCLUSION OF INDEBTEDNESS CONTRACTED FOR SEWAGE FACILITIES
DETAIL

<u>LEGISLATIVE DISTRICT OR TOWN</u>	<u>ELECTION DISTRICT</u>	<u>TOTAL VOTES</u>	<u>YES</u>	<u>NO</u>	<u>BLANK AND VOID</u>
Brighton	36	95	53	26	16
	37	137	83	40	14
	38	166	97	49	20
	39	142	93	41	8
	40	209	144	46	19
	41	127	78	31	18
	42	68	45	18	5
	43	144	87	44	13
	44	41	21	15	5
	45	78	52	20	6
	46	101	62	24	15
Brighton		6,682	4,137	1,772	773
Chili	1	131	65	49	17
	2	230	113	100	17
	3	183	93	74	16
	4	98	56	36	6
	5	132	67	51	14
	6	150	80	52	18
	7	68	35	20	13
	8	159	82	61	16
	9	151	90	46	15
	10	109	46	51	12
	11	144	74	58	12
	12	125	72	46	7
	13	203	110	73	20
	14	160	95	49	16
	15	130	59	54	17
	16	252	132	89	31
	17	375	191	141	43
	18	126	63	35	28
	19	155	74	60	21
	20	186	106	59	21
	21	127	77	34	16
	22	107	66	25	16
	23	109	58	41	10
	24	210	104	72	34
	25	93	52	27	14
	26	166	75	75	16
	27	138	70	54	14
	28	107	63	34	10
	29	107	53	44	10
	30	56	29	24	3
	31	136	64	56	16

PROPOSAL NUMBER THREE
 AN AMENDMENT
 EXCLUSION OF INDEBTEDNESS CONTRACTED FOR SEWAGE FACILITIES
 DETAIL

<u>LEGISLATIVE DISTRICT OR TOWN</u>	<u>ELECTION DISTRICT</u>	<u>TOTAL VOTES</u>	<u>YES</u>	<u>NO</u>	<u>BLANK AND VOID</u>
Chili	32	151	69	65	17
Chili		4,774	2,483	1,755	536
Clarkson	1	216	98	91	27
	2	31	21	9	1
	3	229	122	75	32
	4	230	105	101	24
	5	279	106	121	52
	6	135	63	58	14
Clarkson		1,120	515	455	150
East Rochester	1	184	87	52	45
	2	200	99	59	42
	3	208	115	46	47
	4	157	71	43	43
	5	128	81	30	17
	6	206	106	65	35
	7	160	78	45	37
East Rochester		1,243	637	340	266
Gates	1	103	56	26	21
	2	142	68	38	36
	3	107	43	33	31
	4	162	70	53	39
	5	218	120	61	37
	6	140	78	46	16
	7	301	146	116	39
	8	125	73	33	19
	9	190	82	57	51
	10	111	54	36	21
	11	104	52	34	18
	12	79	36	20	23
	13	123	67	33	23
	14	136	48	44	44
	15	197	93	58	46
	16	104	46	43	15
	17	119	56	38	25
	18	157	72	45	40
	19	135	64	44	27
	20	129	61	42	26
	21	150	63	47	40
	22	125	59	47	19
	23	144	68	49	27
	24	149	72	54	23
	25	113	54	32	27

PROPOSAL NUMBER THREE
AN AMENDMENT
EXCLUSION OF INDEBTEDNESS CONTRACTED FOR SEWAGE FACILITIES
DETAIL

<u>LEGISLATIVE DISTRICT OR TOWN</u>	<u>ELECTION DISTRICT</u>	<u>TOTAL VOTES</u>	<u>YES</u>	<u>NO</u>	<u>BLANK AND VOID</u>
Gates	26	182	85	58	39
	27	171	87	53	31
	28	119	57	36	26
	29	131	56	49	26
	30	88	40	23	25
	31	108	50	42	16
	32	157	71	58	28
	33	76	42	22	12
	34	118	50	46	22
	35	94	45	37	12
Gates		4,807	2,284	1,553	970
Greece	1	188	84	73	31
	2	207	114	67	26
	3	177	70	70	37
	4	142	61	57	24
	5	131	61	44	26
	6	117	49	42	26
	7	156	78	58	20
	8	132	69	47	16
	9	115	61	45	9
	10	140	66	50	24
	11	66	30	25	11
	12	103	57	32	14
	13	152	73	55	24
	14	112	51	43	18
	15	148	72	58	18
	16	130	74	42	14
	17	243	99	78	66
	18	194	109	64	21
	19	143	77	45	21
	20	140	68	51	21
	21	149	69	67	13
	22	119	67	32	20
	23	276	135	77	64
	24	235	101	88	46
	25	164	98	54	12
	26	130	66	45	19
	27	195	65	80	50
	28	220	93	94	33
	29	172	95	54	23
	30	105	59	33	13
	31	151	82	50	19
	32	157	72	58	27
	33	202	71	78	53

PROPOSAL NUMBER THREE
 AN AMENDMENT
 EXCLUSION OF INDEBTEDNESS CONTRACTED FOR SEWAGE FACILITIES
 DETAIL

<u>LEGISLATIVE DISTRICT OR TOWN</u>	<u>ELECTION DISTRICT</u>	<u>TOTAL VOTES</u>	<u>YES</u>	<u>NO</u>	<u>BLANK AND VOID</u>
Greece					
	34	221	104	84	33
	35	205	101	73	31
	36	237	116	69	52
	37	155	69	61	25
	38	272	142	88	42
	39	123	61	38	24
	40	138	60	49	29
	41	203	101	69	33
	42	135	74	47	14
	43	153	80	55	18
	44	263	127	96	40
	45	250	110	94	46
	46	105	49	31	25
	47	191	102	71	18
	48	119	58	39	22
	49	164	100	45	19
	50	178	81	68	29
	51	115	55	36	24
	52	205	102	75	28
	53	144	58	53	33
	54	213	92	87	34
	55	169	80	64	25
	56	229	118	86	25
	57	169	74	70	25
	58	230	106	91	33
	59	79	33	33	13
	60	145	58	61	26
	61	182	79	77	26
	62	191	100	59	32
	63	191	87	73	31
	64	129	54	52	23
	65	189	107	44	38
	66	95	39	31	25
	67	166	84	58	24
	68	245	107	94	44
	69	120	63	44	13
	70	464	214	148	102
	71	224	110	78	36
	72	224	98	80	46
	73	102	53	37	12
	74	134	75	51	8
	75	121	47	41	33
	76	156	77	60	19
	77	219	113	75	31
	78	122	66	39	17

PROPOSAL NUMBER THREE
 AN AMENDMENT
 EXCLUSION OF INDEBTEDNESS CONTRACTED FOR SEWAGE FACILITIES
 DETAIL

<u>LEGISLATIVE DISTRICT OR TOWN</u>	<u>ELECTION DISTRICT</u>	<u>TOTAL VOTES</u>	<u>YES</u>	<u>NO</u>	<u>BLANK AND VOID</u>
Greece	79	319	137	124	58
	80	249	123	90	36
	81	124	57	49	18
	82	104	65	33	6
	83	83	49	22	12
	84	190	86	75	29
	85	224	103	86	35
	86	298	137	103	58
	87	172	69	69	34
	88	173	86	49	38
	89	150	69	45	36
	90	237	84	92	61
	91	371	162	127	82
	92	256	129	82	45
	93	254	111	92	51
	94	180	87	67	26
	95	112	63	33	16
	96	221	100	85	36
	97	376	172	139	65
	98	270	127	100	43
	99	218	99	87	32
	100	280	139	85	56
	101	137	63	51	23
	102	254	123	91	40
	103	229	120	83	26
	104	234	104	81	49
	105	153	81	56	16
	106	154	85	49	20
	107	118	59	43	16
	108	126	53	50	23
	109	211	104	67	40
Greece		19,772	9,426	7,035	3,311
Hamlin	1	170	85	60	25
	2	268	98	140	30
	3	180	70	78	32
	4	194	65	103	26
	5	210	103	64	43
	6	170	81	66	23
	7	332	157	122	53
	8	138	70	39	29
	9	168	77	62	29
	10	285	130	114	41
Hamlin		2,115	936	848	331

PROPOSAL NUMBER THREE
 AN AMENDMENT
 EXCLUSION OF INDEBTEDNESS CONTRACTED FOR SEWAGE FACILITIES
 DETAIL

<u>LEGISLATIVE DISTRICT OR TOWN</u>	<u>ELECTION DISTRICT</u>	<u>TOTAL VOTES</u>	<u>YES</u>	<u>NO</u>	<u>BLANK AND VOID</u>
Henrietta	1	302	152	82	68
	2	205	118	56	31
	3	86	53	22	11
	4	187	109	53	25
	5	232	130	70	32
	6	222	97	75	50
	7	222	112	63	47
	8	234	128	63	43
	9	160	59	60	41
	10	224	103	75	46
	11	180	89	63	28
	12	191	88	61	42
	13	227	114	69	44
	14	164	79	61	24
	15	252	129	74	49
	16	156	75	54	27
	17	278	148	85	45
	18	260	127	85	48
	19	194	102	69	23
	20	277	133	92	52
	21	197	111	60	26
	22	311	164	97	50
	23	165	80	56	29
	24	239	117	71	51
	25	242	117	85	40
	26	472	203	151	118
	27	397	194	145	58
	28	273	130	85	58
	29	400	211	126	63
	30	408	198	126	84
	31	139	69	45	25
	32	285	158	84	43
	33	154	79	43	32
	34	118	59	36	23
	35	271	144	79	48
Henrietta		8,324	4,179	2,621	1,524
Irondequoit	1	239	125	64	50
	2	162	90	43	29
	3	225	108	83	34
	4	181	111	51	19
	5	159	83	51	25
	6	323	178	87	58
	7	311	182	86	43
	8	195	88	75	32

PROPOSAL NUMBER THREE
 AN AMENDMENT
 EXCLUSION OF INDEBTEDNESS CONTRACTED FOR SEWAGE FACILITIES
 DETAIL

<u>LEGISLATIVE DISTRICT OR TOWN</u>	<u>ELECTION DISTRICT</u>	<u>TOTAL VOTES</u>	<u>YES</u>	<u>NO</u>	<u>BLANK AND VOID</u>
Irondequoit	9	188	77	60	51
	10	244	139	86	19
	11	120	67	25	28
	12	136	74	42	20
	13	200	106	61	33
	14	216	109	79	28
	15	277	130	102	45
	16	339	187	104	48
	17	149	80	44	25
	18	189	94	65	30
	19	190	102	52	36
	20	204	119	58	27
	21	198	120	58	20
	22	218	116	74	28
	23	172	94	53	25
	24	165	88	51	26
	25	187	97	53	37
	26	120	60	35	25
	27	140	73	41	26
	28	191	91	60	40
	29	126	67	41	18
	30	179	93	64	22
	31	287	156	66	65
	32	182	86	60	36
	33	141	87	37	17
	34	293	164	84	45
	35	127	66	46	15
	36	93	32	32	29
	37	151	92	31	28
	38	123	52	30	41
	39	70	45	13	12
	40	123	85	25	13
	41	182	85	55	42
	42	241	125	74	42
	43	130	74	46	10
	44	408	228	127	53
	45	150	78	47	25
	46	189	86	64	39
	47	74	46	20	8
	48	198	87	76	35
	49	186	103	61	22
	50	103	42	28	33
	51	265	160	77	28
	52	163	87	50	26
	53	154	86	52	16

PROPOSAL NUMBER THREE
 AN AMENDMENT
 EXCLUSION OF INDEBTEDNESS CONTRACTED FOR SEWAGE FACILITIES
 DETAIL

<u>LEGISLATIVE DISTRICT OR TOWN</u>	<u>ELECTION DISTRICT</u>	<u>TOTAL VOTES</u>	<u>YES</u>	<u>NO</u>	<u>BLANK AND VOID</u>
Irondequoit	54	52	22	23	7
	55	181	89	56	36
	56	171	80	53	38
	57	254	141	81	32
	58	194	116	47	31
	59	165	81	53	31
	60	191	98	59	34
	61	237	113	84	40
	62	215	109	71	35
	63	141	81	46	14
	64	60	34	12	14
	65	145	78	40	27
	66	56	24	11	21
	67	140	68	33	39
	68	<u>156</u>	<u>79</u>	<u>50</u>	<u>27</u>
Irondequoit		12,334	6,513	3,768	2,053
Mendon	1	262	145	97	20
	2	244	151	68	25
	3	305	128	132	45
	4	191	117	53	21
	5	228	108	95	25
	6	213	106	88	19
	7	273	134	114	25
	8	91	42	38	11
	9	<u>231</u>	<u>112</u>	<u>93</u>	<u>26</u>
Mendon		2,038	1,043	778	217
Ogden	1	139	82	44	13
	2	181	95	71	15
	3	196	82	92	22
	4	145	59	71	15
	5	158	85	58	15
	6	140	81	45	14
	7	96	38	53	5
	8	155	71	60	24
	9	152	77	61	14
	10	132	57	56	19
	11	152	70	65	17
	12	152	70	64	18
	13	133	68	55	10
	14	103	47	38	18
	15	189	82	83	24
	16	115	37	62	16
	17	102	48	40	14

PROPOSAL NUMBER THREE
AN AMENDMENT
EXCLUSION OF INDEBTEDNESS CONTRACTED FOR SEWAGE FACILITIES
DETAIL

<u>LEGISLATIVE DISTRICT OR TOWN</u>	<u>ELECTION DISTRICT</u>	<u>TOTAL VOTES</u>	<u>YES</u>	<u>NO</u>	<u>BLANK AND VOID</u>
Ogden	18	141	66	62	13
	19	175	87	58	30
	20	174	76	89	9
Ogden		<u>2,930</u>	<u>1,378</u>	<u>1,227</u>	<u>325</u>
Parma	1	193	73	90	30
	2	223	103	97	23
	3	166	81	64	21
	4	214	85	99	30
	5	155	64	68	23
	6	90	43	28	19
	7	220	107	82	31
	8	316	151	122	43
	9	196	94	77	25
	10	201	77	90	34
	11	218	113	85	20
	12	151	93	40	18
	13	337	141	151	45
	14	133	55	47	31
	15	210	80	91	39
Parma		<u>3,023</u>	<u>1,360</u>	<u>1,231</u>	<u>432</u>
Penfield	1	69	31	27	11
	2	174	105	45	24
	3	149	60	64	25
	4	189	85	87	17
	5	220	123	81	16
	6	148	70	61	17
	7	220	123	68	29
	8	151	81	49	21
	9	265	157	80	28
	10	151	90	39	22
	11	103	57	36	10
	12	198	106	69	23
	13	202	108	72	22
	14	222	103	97	22
	15	227	117	86	24
	16	101	53	33	15
	17	193	98	75	20
	18	141	80	50	11
	19	258	149	89	20
	20	230	112	82	36
	21	196	126	53	17
	22	151	88	40	23
	23	233	125	81	27

PROPOSAL NUMBER THREE
AN AMENDMENT
EXCLUSION OF INDEBTEDNESS CONTRACTED FOR SEWAGE FACILITIES
DETAIL

<u>LEGISLATIVE DISTRICT OR TOWN</u>	<u>ELECTION DISTRICT</u>	<u>TOTAL VOTES</u>	<u>YES</u>	<u>NO</u>	<u>BLANK AND VOID</u>
Penfield	24	258	140	82	36
	25	142	74	50	18
	26	105	52	39	14
	27	162	90	54	18
	28	178	101	57	20
	29	200	98	71	31
	30	285	137	113	35
	31	128	76	40	12
	32	105	63	28	14
	33	189	100	72	17
	34	129	60	49	20
	35	214	124	70	20
	36	130	77	43	10
	37	311	158	118	35
	38	123	64	48	11
	39	108	54	44	10
	40	166	95	56	15
	41	194	106	70	18
	42	128	65	45	18
Penfield		7,446	3,981	2,613	852
Perinton	1	234	139	79	16
	2	171	103	58	10
	3	175	108	52	15
	4	139	78	43	18
	5	76	41	30	5
	6	137	88	38	11
	7	188	112	56	20
	8	149	78	61	10
	9	229	142	63	24
	10	177	88	69	20
	11	123	74	40	9
	12	145	81	55	9
	13	145	78	54	13
	14	165	93	59	13
	15	128	75	37	16
	16	128	80	44	4
	17	186	118	52	16
	18	187	111	66	10
	19	155	83	63	9
	20	172	102	54	16
	21	212	119	70	23
	22	114	62	44	8
	23	219	129	75	15
	24	287	145	97	45

PROPOSAL NUMBER THREE
 AN AMENDMENT
 EXCLUSION OF INDEBTEDNESS CONTRACTED FOR SEWAGE FACILITIES
 DETAIL

<u>LEGISLATIVE DISTRICT OR TOWN</u>	<u>ELECTION DISTRICT</u>	<u>TOTAL VOTES</u>	<u>YES</u>	<u>NO</u>	<u>BLANK AND VOID</u>
Perinton	25	119	69	33	17
	26	188	114	65	9
	27	124	74	38	12
	28	127	64	54	9
	29	83	47	31	5
	30	133	83	43	7
	31	218	122	75	21
	32	134	68	54	12
	33	166	86	66	14
	34	166	84	62	20
	35	141	78	40	23
	36	79	47	28	4
	37	161	94	55	12
	38	180	99	56	25
	39	157	82	60	15
	40	108	51	37	20
	41	94	57	31	6
	42	118	64	38	16
	43	279	149	112	18
	44	140	87	41	12
	45	189	109	64	16
	46	79	54	19	6
	47	140	70	53	17
	48	100	50	37	13
	49	142	74	49	19
	50	43	19	13	11
	51	167	79	67	21
	52	129	62	53	14
	53	146	79	56	11
	54	249	128	93	28
	55	177	108	57	12
	56	167	83	68	16
Perinton		8,684	4,861	3,007	816
Pittsford	1	160	80	59	21
	2	193	112	55	26
	3	346	213	77	56
	4	217	142	64	11
	5	167	103	51	13
	6	145	88	30	27
	7	93	50	35	8
	8	203	105	78	20
	9	249	138	75	36
	10	163	85	66	12
	11	161	90	58	13

PROPOSAL NUMBER THREE
AN AMENDMENT
EXCLUSION OF INDEBTEDNESS CONTRACTED FOR SEWAGE FACILITIES
DETAIL

LEGISLATIVE DISTRICT OR TOWN	ELECTION DISTRICT	TOTAL VOTES	YES	NO	BLANK AND VOID
Pittsford					
	12	174	93	66	15
	13	156	84	59	13
	14	268	161	75	32
	15	99	58	32	9
	16	140	83	39	18
	17	250	135	75	40
	18	150	83	49	18
	19	145	70	51	24
	20	200	114	71	15
	21	186	116	49	21
	22	268	166	85	17
	23	194	110	59	25
	24	272	160	80	32
	25	239	138	68	33
	26	223	126	79	18
	27	157	88	47	22
	28	146	94	36	16
	29	199	94	74	31
	30	156	87	54	15
	31	196	105	72	19
	32	224	131	65	28
	33	211	103	86	22
	34	170	84	64	22
Pittsford		6,520	3,689	2,083	748
Riga					
	1	378	205	120	53
	2	306	137	132	37
	3	212	129	53	30
	4	255	124	107	24
	5	239	101	103	35
	6	221	93	104	24
Riga		1,611	789	619	203
Rush					
	1	360	163	136	61
	2	241	100	113	28
	3	390	192	148	50
	4	320	154	122	44
Rush		1,311	609	519	183
Sweden					
	1	154	75	56	23
	2	68	41	18	9
	3	155	79	65	11
	4	159	80	67	12
	5	41	21	16	4
	6	123	57	47	19

PROPOSAL NUMBER THREE
 AN AMENDMENT
 EXCLUSION OF INDEBTEDNESS CONTRACTED FOR SEWAGE FACILITIES
 DETAIL

<u>LEGISLATIVE DISTRICT OR TOWN</u>	<u>ELECTION DISTRICT</u>	<u>TOTAL VOTES</u>	<u>YES</u>	<u>NO</u>	<u>BLANK AND VOID</u>
Sweden					
	7	177	94	62	21
	8	118	58	50	10
	9	88	43	34	11
	10	210	96	92	22
	11	43	22	18	3
	12	120	47	60	13
Sweden		<u>1,456</u>	<u>713</u>	<u>585</u>	<u>158</u>
Webster					
	1	187	97	64	26
	2	143	72	56	15
	3	203	124	47	32
	4	72	34	35	3
	5	173	94	58	21
	6	114	57	44	13
	7	166	86	65	15
	8	142	77	48	17
	9	166	91	63	12
	10	248	135	87	26
	11	141	70	54	17
	12	230	124	89	17
	13	168	85	66	17
	14	152	87	53	12
	15	122	66	44	12
	16	146	69	60	17
	17	120	58	45	17
	18	93	50	34	9
	19	235	115	84	36
	20	215	99	98	18
	21	157	82	55	20
	22	152	78	55	19
	23	122	63	49	10
	24	306	157	118	31
	25	100	48	36	16
	26	137	63	52	22
	27	138	67	57	14
	28	106	43	53	10
	29	125	69	40	16
	30	104	47	39	18
	31	218	109	63	46
	32	199	98	87	14
	33	183	108	66	9
	34	78	42	34	2
	35	122	61	48	13
	36	129	68	46	15
	37	224	116	91	17

PROPOSAL NUMBER THREE
 AN AMENDMENT
 EXCLUSION OF INDEBTEDNESS CONTRACTED FOR SEWAGE FACILITIES
 DETAIL

<u>LEGISLATIVE DISTRICT OR TOWN</u>	<u>ELECTION DISTRICT</u>	<u>TOTAL VOTES</u>	<u>YES</u>	<u>NO</u>	<u>BLANK AND VOID</u>
Webster					
	38	184	96	66	22
	39	172	94	60	18
	40	232	125	71	36
	41	206	104	84	18
	42	125	64	52	9
	43	97	51	36	10
Webster		<u>6,852</u>	<u>3,543</u>	<u>2,552</u>	<u>757</u>
Wheatland					
	1	136	73	51	12
	2	181	78	85	18
	3	173	102	55	16
	4	137	71	56	10
	5	180	84	83	13
Wheatland		<u>807</u>	<u>408</u>	<u>330</u>	<u>69</u>
TOWNS		<u>103,849</u>	<u>53,484</u>	<u>35,691</u>	<u>14,674</u>
GRAND TOTAL:		<u><u>138,384</u></u>	<u><u>68,533</u></u>	<u><u>43,413</u></u>	<u><u>26,438</u></u>

PROPOSAL NUMBER FOUR
AN AMENDMENT
SETTLING DISPUTED TITLE IN THE FOREST PRESERVE
SUMMARY

LEGISLATIVE DISTRICT OR TOWN	TOTAL VOTES	YES	NO	BLANK AND VOID
Leg. Dist. 07	499	291	72	136
Leg. Dist. 16	179	91	29	59
Leg. Dist. 21	4,342	2,387	761	1,194
Leg. Dist. 22	2,907	1,034	437	1,436
Leg. Dist. 23	5,335	3,536	710	1,089
Leg. Dist. 24	3,099	2,090	455	554
Leg. Dist. 25	3,895	1,539	537	1,819
Leg. Dist. 26	2,894	1,498	536	860
Leg. Dist. 27	5,352	2,303	936	2,113
Leg. Dist. 28	2,770	1,280	486	1,004
Leg. Dist. 29	3,263	1,478	557	1,228
CITY	34,535	17,527	5,516	11,492
Brighton	6,682	5,083	943	656
Chili	4,774	3,139	1,100	535
Clarkson	1,120	710	271	139
East Rochester	1,243	737	249	257
Gates	4,807	2,872	1,019	916
Greece	19,772	12,264	4,399	3,109
Hamlin	2,115	1,240	559	316
Henrietta	8,324	5,233	1,655	1,436
Irondequoit	12,334	8,154	2,233	1,947
Mendon	2,038	1,469	375	194
Ogden	2,930	1,886	733	311
Parma	3,023	1,865	758	400
Penfield	7,446	5,241	1,413	792
Perinton	8,684	6,415	1,552	717
Pittsford	6,520	4,848	1,015	657
Riga	1,611	1,008	388	215
Rush	1,311	832	311	168
Sweden	1,456	958	343	155
Webster	6,852	4,820	1,342	690
Wheatland	807	557	193	57
TOWNS	103,849	69,331	20,851	13,667
GRAND TOTAL:	<u>138,384</u>	<u>86,858</u>	<u>26,367</u>	<u>25,159</u>

PROPOSAL NUMBER FOUR
 AN AMENDMENT
 SETTLING DISPUTED TITLE IN THE FOREST PRESERVE
 DETAIL

LEGISLATIVE DISTRICT OR TOWN	ELECTION DISTRICT	TOTAL VOTES	YES	NO	BLANK AND VOID
Leg. Dist. 07					
	1	311	192	49	70
	2	188	99	23	66
Leg. Dist. 07		499	291	72	136
Leg. Dist. 16					
	1/29-4	179	91	29	59
Leg. Dist. 16		179	91	29	59
Leg. Dist. 21					
	1	200	132	34	34
	2	175	117	36	22
	3	115	39	26	50
	4	111	45	18	48
	5	120	66	19	35
	6	169	87	18	64
	7	310	181	48	81
	8	87	45	18	24
	9	174	125	26	23
	10	272	194	21	57
	11	181	83	25	73
	12	328	188	63	77
	13	112	72	18	22
	14	74	39	25	10
	15	250	107	45	98
	16	71	29	13	29
	17	162	82	31	49
	18	142	76	25	41
	19	98	47	26	25
	20	87	54	21	12
	21	135	78	30	27
	22	185	82	36	67
	23	165	82	32	51
	24	260	181	31	48
	25	184	80	44	60
	26	67	36	8	23
	27	108	40	24	44
Leg. Dist. 21		4,342	2,387	761	1,194
Leg. Dist. 22					
	1	187	61	32	94
	2	71	10	8	53
	3	112	38	16	58
	4	46	15	4	27
	5	101	28	14	59
	6	118	18	12	88
	7	60	23	6	31
	8	128	51	24	53
	9	92	40	7	45

PROPOSAL NUMBER FOUR
 AN AMENDMENT
 SETTLING DISPUTED TITLE IN THE FOREST PRESERVE
 DETAIL

LEGISLATIVE DISTRICT OR TOWN	ELECTION DISTRICT	TOTAL VOTES	YES	NO	BLANK AND VOID
Leg. Dist. 22	10	112	30	42	40
	11	134	50	24	60
	12	103	23	5	75
	13	60	12	10	38
	14	135	54	22	59
	15	158	52	27	79
	16	59	17	6	36
	17	47	17	4	26
	18	77	11	9	57
	19	89	27	14	48
	20	155	59	21	75
	21	81	28	10	43
	22	133	45	19	69
	23	111	24	7	80
	24	48	17	7	24
	25	247	159	40	48
	26/25-19	100	60	15	25
	27	143	65	32	46
Leg. Dist. 22		2,907	1,034	437	1,436
Leg. Dist. 23	1	100	67	12	21
	2	138	79	19	40
	3/24-20	141	84	29	28
	4	307	210	26	71
	5	68	41	12	15
	6	123	89	12	22
	7	162	108	21	33
	8	169	124	19	26
	9	129	97	17	15
	10	138	98	17	23
	11	188	134	18	36
	12	260	178	31	51
	13	174	125	18	31
	14	134	91	17	26
	15	90	58	8	24
	16	109	71	20	18
	17	288	143	56	89
	18	396	248	60	88
	19	225	143	35	47
	20	247	185	25	37
	21	198	147	23	28
	22	193	143	16	34
	23/29	124	77	20	27
	24	202	109	31	62
	25	339	213	46	80

PROPOSAL NUMBER FOUR
AN AMENDMENT
SETTLING DISPUTED TITLE IN THE FOREST PRESERVE
DETAIL

LEGISLATIVE DISTRICT OR TOWN	ELECTION DISTRICT	TOTAL VOTES	YES	NO	BLANK AND VOID
Leg. Dist. 23	26	378	271	49	58
	27	170	115	26	29
	28/25-28	145	88	27	30
Leg. Dist. 23		5,335	3,536	710	1,089
Leg. Dist. 24	1	274	208	36	30
	2/22	188	134	28	26
	3/23	219	152	34	33
	4	262	179	42	41
	5/24	209	145	28	36
	6	132	92	15	25
	7	131	78	19	34
	8	153	112	24	17
	9	128	87	20	21
	10	231	180	25	26
	11	90	40	17	33
	12	44	16	4	24
	13	226	150	45	31
	14	207	137	28	42
	15/21	184	119	24	41
	16	207	139	39	29
	17	73	37	5	31
	18	125	76	20	29
	19/25-23	16	9	2	5
Leg. Dist. 24		3,099	2,090	455	554
Leg. Dist. 25	1	250	149	42	59
	2	199	71	18	110
	3	303	79	27	197
	4/24	132	51	17	64
	5	212	75	18	119
	6	103	52	9	42
	7	242	76	28	138
	8	240	100	44	96
	9	103	19	16	68
	10	184	65	14	105
	11	106	19	7	80
	12	166	98	21	47
	13	168	50	27	91
	14	68	31	9	28
	15	154	68	36	50
	16	165	53	23	89
	17	144	29	12	103
	18	209	79	36	94
	20/25	264	116	50	98

PROPOSAL NUMBER FOUR
 AN AMENDMENT
 SETTLING DISPUTED TITLE IN THE FOREST PRESERVE
 DETAIL

LEGISLATIVE DISTRICT OR TOWN	ELECTION DISTRICT	TOTAL VOTES	YES	NO	BLANK AND VOID
Leg. Dist. 25	21	82	29	14	39
	22	151	87	27	37
	26/27	112	60	22	30
	29/30	138	83	20	35
Leg. Dist. 25		3,895	1,539	537	1,819
Leg. Dist. 26	1	305	144	64	97
	2	112	69	23	20
	3	73	30	19	24
	4	165	79	27	59
	5	126	58	17	51
	6	113	35	18	60
	7	164	88	26	50
	8	177	76	35	66
	9	191	127	33	31
	10	186	96	38	52
	11	161	76	19	66
	12	179	92	48	39
	13	188	92	39	57
	14	215	124	35	56
	15	175	98	24	53
	16	196	122	42	32
	17	168	92	29	47
Leg. Dist. 26		2,894	1,498	536	860
Leg. Dist. 27	1	229	107	49	73
	2	256	137	59	60
	3	206	112	37	57
	4	265	133	46	86
	5	269	112	43	114
	6	235	90	31	114
	7	236	126	50	60
	8	375	79	34	262
	9	275	137	41	97
	10	230	126	49	55
	11	244	120	47	77
	12	200	101	49	50
	13	233	107	36	90
	14	183	56	29	98
	15	197	69	27	101
	16	221	103	35	83
	17	256	78	51	127
	18	203	99	50	54
	19	254	91	38	125
	20	152	67	27	58

PROPOSAL NUMBER FOUR
AN AMENDMENT
SETTLING DISPUTED TITLE IN THE FOREST PRESERVE
DETAIL

LEGISLATIVE DISTRICT OR TOWN	ELECTION DISTRICT	TOTAL VOTES	YES	NO	BLANK AND VOID
Leg. Dist. 27					
	21	128	67	22	39
	22	146	50	36	60
	23	154	39	9	106
	25	92	45	16	31
	26	113	52	25	36
		5,352	2,303	936	2,113
Leg. Dist. 27					
Leg. Dist. 28					
	1	142	52	25	65
	2	115	48	24	43
	3	86	34	14	38
	4	109	46	16	47
	5	118	45	16	57
	6	253	158	38	57
	7/17	282	128	51	103
	8/19	153	36	9	108
	9	159	93	38	28
	10	54	25	10	19
	11	100	48	14	38
	12	74	31	14	29
	13	139	66	26	47
	14	123	57	14	52
	15	57	28	8	21
	16	147	73	24	50
	18	126	55	27	44
	20	217	117	57	43
	21	223	101	35	87
	22	93	39	26	28
		2,770	1,280	486	1,004
Leg. Dist. 28					
Leg. Dist. 29					
	1/2	67	32	10	25
	3/8	40	15	15	10
	5	150	75	22	53
	6	110	45	18	47
	7	135	78	14	43
	9	248	117	50	81
	10	231	124	34	73
	11	147	60	26	61
	12	178	79	44	55
	13	128	71	16	41
	14	51	20	12	19
	15	135	41	13	81
	16	63	29	7	27
	17	125	68	28	29
	18/27	184	120	27	37
	19	100	34	16	50

PROPOSAL NUMBER FOUR
AN AMENDMENT
SETTLING DISPUTED TITLE IN THE FOREST PRESERVE
DETAIL

LEGISLATIVE DISTRICT OR TOWN	ELECTION DISTRICT	TOTAL VOTES	YES	NO	BLANK AND VOID
Leg. Dist. 29	20	217	86	25	106
	21	172	89	50	33
	22	135	45	10	80
	23	152	61	12	79
	24	189	79	40	70
	25/28	231	80	49	102
	26	75	30	19	26
Leg. Dist. 29		<u>3,263</u>	<u>1,478</u>	<u>557</u>	<u>1,228</u>
CITY		34,535	17,527	5,516	11,492
Brighton	1	201	157	21	23
	2	112	83	19	10
	3	149	98	24	27
	4	165	122	22	21
	5	185	142	19	24
	6	200	153	36	11
	7	134	105	16	13
	8	153	123	15	15
	9	181	123	36	22
	10	172	133	28	11
	11	195	150	37	8
	12	221	179	24	18
	13	135	99	21	15
	14	75	56	12	7
	15	126	103	9	14
	16	109	91	10	8
	17	58	31	10	17
	18	142	116	19	7
	19	128	106	10	12
	20	99	69	21	9
	21	141	118	16	7
	22	142	112	19	11
	23	144	116	22	6
	24	219	150	30	39
	25	141	117	14	10
	26	111	83	10	18
	27	134	109	18	7
	28	184	138	33	13
	29	104	75	16	13
	30	317	229	45	43
	31	170	149	14	7
	32	182	144	26	12
	33	169	136	22	11
	34	148	113	22	13
	35	128	99	20	9

PROPOSAL NUMBER FOUR
 AN AMENDMENT
 SETTLING DISPUTED TITLE IN THE FOREST PRESERVE
 DETAIL

<u>LEGISLATIVE DISTRICT OR TOWN</u>	<u>ELECTION DISTRICT</u>	<u>TOTAL VOTES</u>	<u>YES</u>	<u>NO</u>	<u>BLANK AND VOID</u>
Brighton	36	95	56	21	18
	37	137	110	11	16
	38	166	124	24	18
	39	142	108	21	13
	40	209	162	29	18
	41	127	90	21	16
	42	68	55	9	4
	43	144	111	23	10
	44	41	25	9	7
	45	78	51	23	4
	46	101	64	16	21
Brighton		6,682	5,083	943	656
Chili	1	131	86	28	17
	2	230	153	62	15
	3	183	119	48	16
	4	98	61	29	8
	5	132	88	30	14
	6	150	99	36	15
	7	68	49	11	8
	8	159	104	40	15
	9	151	101	34	16
	10	109	79	16	14
	11	144	98	31	15
	12	125	84	31	10
	13	203	140	48	15
	14	160	116	28	16
	15	130	89	25	16
	16	252	162	61	29
	17	375	236	92	47
	18	126	70	26	30
	19	155	96	38	21
	20	186	132	34	20
	21	127	91	23	13
	22	107	80	15	12
	23	109	77	23	9
	24	210	128	44	38
	25	93	61	16	16
	26	166	99	51	16
	27	138	92	35	11
	28	107	70	28	9
	29	107	71	26	10
	30	56	36	16	4
	31	136	79	36	21

PROPOSAL NUMBER FOUR
 AN AMENDMENT
 SETTLING DISPUTED TITLE IN THE FOREST PRESERVE
 DETAIL

<u>LEGISLATIVE DISTRICT OR TOWN</u>	<u>ELECTION DISTRICT</u>	<u>TOTAL VOTES</u>	<u>YES</u>	<u>NO</u>	<u>BLANK AND VOID</u>
Chili	32	151	93	39	19
Chili		4,774	3,139	1,100	535
Clarkson	1	216	145	46	25
	2	31	23	6	2
	3	229	145	53	31
	4	230	150	63	17
	5	279	169	62	48
	6	135	78	41	16
Clarkson		1,120	710	271	139
East Rochester	1	184	101	40	43
	2	200	117	40	43
	3	208	123	43	42
	4	157	82	30	45
	5	128	75	34	19
	6	206	142	29	35
	7	160	97	33	30
East Rochester		1,243	737	249	257
Gates	1	103	63	21	19
	2	142	73	33	36
	3	107	58	18	31
	4	162	95	29	38
	5	218	142	38	38
	6	140	83	38	19
	7	301	177	87	37
	8	125	81	26	18
	9	190	108	34	48
	10	111	74	18	19
	11	104	65	21	18
	12	79	36	15	28
	13	123	79	22	22
	14	136	59	31	46
	15	197	118	33	46
	16	104	56	31	17
	17	119	64	32	23
	18	157	91	33	33
	19	135	88	28	19
	20	129	79	28	22
	21	150	89	28	33
	22	125	87	17	21
	23	144	100	27	17
	24	149	88	36	25
	25	113	65	23	25

PROPOSAL NUMBER FOUR
AN AMENDMENT
SETTLING DISPUTED TITLE IN THE FOREST PRESERVE
DETAIL

<u>LEGISLATIVE DISTRICT OR TOWN</u>	<u>ELECTION DISTRICT</u>	<u>TOTAL VOTES</u>	<u>YES</u>	<u>NO</u>	<u>BLANK AND VOID</u>
Gates	26	182	108	39	35
	27	171	107	33	31
	28	119	76	17	26
	29	131	78	29	24
	30	88	47	18	23
	31	108	54	37	17
	32	157	101	35	21
	33	76	51	16	9
	34	118	68	30	20
	35	94	64	18	12
Gates		4,807	2,872	1,019	916
Greece	1	188	115	44	29
	2	207	140	42	25
	3	177	90	46	41
	4	142	85	34	23
	5	131	87	28	16
	6	117	67	26	24
	7	156	93	41	22
	8	132	87	27	18
	9	115	73	37	5
	10	140	88	27	25
	11	66	36	19	11
	12	103	63	24	16
	13	152	97	35	20
	14	112	69	23	20
	15	148	92	39	17
	16	130	85	30	15
	17	243	134	47	62
	18	194	134	42	18
	19	143	95	29	19
	20	140	96	24	20
	21	149	96	41	12
	22	119	80	20	19
	23	276	172	54	50
	24	235	140	45	50
	25	164	111	33	20
	26	130	81	33	16
	27	195	99	50	46
	28	220	130	56	34
	29	172	117	31	24
	30	105	80	14	11
	31	151	104	32	15
	32	157	86	45	26
	33	202	117	37	48

PROPOSAL NUMBER FOUR
 AN AMENDMENT
 SETTLING DISPUTED TITLE IN THE FOREST PRESERVE
 DETAIL

<u>LEGISLATIVE DISTRICT OR TOWN</u>	<u>ELECTION DISTRICT</u>	<u>TOTAL VOTES</u>	<u>YES</u>	<u>NO</u>	<u>BLANK AND VOID</u>
Greece					
	34	221	140	51	30
	35	205	121	51	33
	36	237	139	45	53
	37	155	102	31	22
	38	272	169	60	43
	39	123	83	20	20
	40	138	77	28	33
	41	203	120	55	28
	42	135	84	38	13
	43	153	94	42	17
	44	263	163	61	39
	45	250	153	55	42
	46	105	65	20	20
	47	191	128	46	17
	48	119	72	27	20
	49	164	115	28	21
	50	178	105	49	24
	51	115	70	22	23
	52	205	135	48	22
	53	144	87	27	30
	54	213	132	47	34
	55	169	114	28	27
	56	229	161	44	24
	57	169	117	35	17
	58	230	137	64	29
	59	79	40	26	13
	60	145	95	30	20
	61	182	93	55	34
	62	191	108	46	37
	63	191	128	32	31
	64	129	77	30	22
	65	189	125	34	30
	66	95	53	18	24
	67	166	109	35	22
	68	245	161	52	32
	69	120	82	27	11
	70	464	284	79	101
	71	224	141	51	32
	72	224	138	46	40
	73	102	66	27	9
	74	134	92	32	10
	75	121	62	28	31
	76	156	91	47	18
	77	219	136	51	32
	78	122	79	30	13

PROPOSAL NUMBER FOUR
 AN AMENDMENT
 SETTLING DISPUTED TITLE IN THE FOREST PRESERVE
 DETAIL

<u>LEGISLATIVE DISTRICT OR TOWN</u>	<u>ELECTION DISTRICT</u>	<u>TOTAL VOTES</u>	<u>YES</u>	<u>NO</u>	<u>BLANK AND VOID</u>
Greece	79	319	184	83	52
	80	249	168	45	36
	81	124	83	26	15
	82	104	67	30	7
	83	83	54	15	14
	84	190	113	50	27
	85	224	126	65	33
	86	298	188	59	51
	87	172	100	37	35
	88	173	99	34	40
	89	150	82	32	36
	90	237	113	66	58
	91	371	228	69	74
	92	256	153	61	42
	93	254	140	67	47
	94	180	132	27	21
	95	112	75	20	17
	96	221	133	53	35
	97	376	227	87	62
	98	270	181	56	33
	99	218	137	51	30
	100	280	171	53	56
	101	137	86	26	25
	102	254	175	50	29
	103	229	142	55	32
	104	234	142	49	43
	105	153	106	33	14
	106	154	102	33	19
	107	118	66	36	16
	108	126	75	33	18
	109	211	134	45	32
Greece		19,772	12,264	4,399	3,109
Hamlin	1	170	110	40	20
	2	268	152	85	31
	3	180	103	40	37
	4	194	110	59	25
	5	210	125	47	38
	6	170	89	55	26
	7	332	206	78	48
	8	138	78	31	29
	9	168	95	44	29
	10	285	172	80	33
Hamlin		2,115	1,240	559	316

PROPOSAL NUMBER FOUR
 AN AMENDMENT
 SETTLING DISPUTED TITLE IN THE FOREST PRESERVE
 DETAIL

<u>LEGISLATIVE DISTRICT OR TOWN</u>	<u>ELECTION DISTRICT</u>	<u>TOTAL VOTES</u>	<u>YES</u>	<u>NO</u>	<u>BLANK AND VOID</u>
Henrietta	1	302	192	49	61
	2	205	132	44	29
	3	86	66	14	6
	4	187	145	22	20
	5	232	163	45	24
	6	222	110	60	52
	7	222	137	39	46
	8	234	144	54	36
	9	160	80	40	40
	10	224	140	35	49
	11	180	117	36	27
	12	191	114	40	37
	13	227	132	54	41
	14	164	98	42	24
	15	252	156	51	45
	16	156	99	37	20
	17	278	189	57	32
	18	260	160	51	49
	19	194	121	47	26
	20	277	170	56	51
	21	197	130	38	29
	22	311	201	62	48
	23	165	94	37	34
	24	239	130	54	55
	25	242	149	52	41
	26	472	277	76	119
	27	397	272	68	57
	28	273	157	63	53
	29	400	275	68	57
	30	408	252	83	73
	31	139	87	24	28
	32	285	191	51	43
	33	154	100	31	23
	34	118	80	20	18
	35	271	173	55	43
Henrietta		8,324	5,233	1,655	1,436
Irondequoit	1	239	151	38	50
	2	162	118	18	26
	3	225	130	59	36
	4	181	132	27	22
	5	159	103	31	25
	6	323	227	45	51
	7	311	233	43	35
	8	195	134	36	25

PROPOSAL NUMBER FOUR
 AN AMENDMENT
 SETTLING DISPUTED TITLE IN THE FOREST PRESERVE
 DETAIL

<u>LEGISLATIVE DISTRICT OR TOWN</u>	<u>ELECTION DISTRICT</u>	<u>TOTAL VOTES</u>	<u>YES</u>	<u>NO</u>	<u>BLANK AND VOID</u>
Irondequoit	9	188	109	35	44
	10	244	190	37	17
	11	120	67	31	22
	12	136	93	29	14
	13	200	133	39	28
	14	216	166	28	22
	15	277	187	48	42
	16	339	229	58	52
	17	149	99	31	19
	18	189	127	31	31
	19	190	121	35	34
	20	204	134	49	21
	21	198	144	31	23
	22	218	147	46	25
	23	172	127	24	21
	24	165	120	22	23
	25	187	119	31	37
	26	120	80	15	25
	27	140	91	19	30
	28	191	109	45	37
	29	126	84	28	14
	30	179	119	38	22
	31	287	193	37	57
	32	182	115	30	37
	33	141	97	31	13
	34	293	185	61	47
	35	127	94	23	10
	36	93	42	21	30
	37	151	93	29	29
	38	123	72	13	38
	39	70	46	10	14
	40	123	85	17	21
	41	182	110	35	37
	42	241	157	47	37
	43	130	94	27	9
	44	408	293	57	58
	45	150	94	30	26
	46	189	116	40	33
	47	74	55	11	8
	48	198	127	38	33
	49	186	131	29	26
	50	103	45	17	41
	51	265	192	52	21
	52	163	97	39	27
	53	154	104	36	14

PROPOSAL NUMBER FOUR
 AN AMENDMENT
 SETTLING DISPUTED TITLE IN THE FOREST PRESERVE
 DETAIL

<u>LEGISLATIVE DISTRICT OR TOWN</u>	<u>ELECTION DISTRICT</u>	<u>TOTAL VOTES</u>	<u>YES</u>	<u>NO</u>	<u>BLANK AND VOID</u>
Irondequoit	54	52	29	14	9
	55	181	116	30	35
	56	171	96	36	39
	57	254	170	51	33
	58	194	135	30	29
	59	165	106	30	29
	60	191	122	39	30
	61	237	157	48	32
	62	215	148	38	29
	63	141	104	24	13
	64	60	28	18	14
	65	145	92	27	26
	66	56	26	9	21
	67	140	76	24	40
	68	<u>156</u>	<u>89</u>	<u>38</u>	<u>29</u>
Irondequoit		12,334	8,154	2,233	1,947
Mendon	1	262	186	57	19
	2	244	186	38	20
	3	305	202	64	39
	4	191	133	41	17
	5	228	171	34	23
	6	213	159	33	21
	7	273	187	58	28
	8	91	66	19	6
	9	<u>231</u>	<u>179</u>	<u>31</u>	<u>21</u>
Mendon		2,038	1,469	375	194
Ogden	1	139	102	23	14
	2	181	119	44	18
	3	196	134	48	14
	4	145	97	35	13
	5	158	104	39	15
	6	140	102	25	13
	7	96	54	39	3
	8	155	95	36	24
	9	152	99	35	18
	10	132	84	31	17
	11	152	96	40	16
	12	152	99	33	20
	13	133	92	34	7
	14	103	60	29	14
	15	189	109	53	27
	16	115	65	37	13
	17	102	57	30	15

PROPOSAL NUMBER FOUR
 AN AMENDMENT
 SETTLING DISPUTED TITLE IN THE FOREST PRESERVE
 DETAIL

<u>LEGISLATIVE DISTRICT OR TOWN</u>	<u>ELECTION DISTRICT</u>	<u>TOTAL VOTES</u>	<u>YES</u>	<u>NO</u>	<u>BLANK AND VOID</u>
Ogden	18	141	96	35	10
	19	175	101	43	31
	20	174	121	44	9
Ogden		<u>2,930</u>	<u>1,886</u>	<u>733</u>	<u>311</u>
Parma	1	193	123	44	26
	2	223	127	67	29
	3	166	103	43	20
	4	214	126	59	29
	5	155	85	47	23
	6	90	53	23	14
	7	220	131	62	27
	8	316	204	77	35
	9	196	122	52	22
	10	201	131	40	30
	11	218	142	55	21
	12	151	97	35	19
	13	337	212	83	42
	14	133	84	23	26
	15	210	125	48	37
Parma		<u>3,023</u>	<u>1,865</u>	<u>758</u>	<u>400</u>
Penfield	1	69	38	19	12
	2	174	129	29	16
	3	149	94	37	18
	4	189	124	50	15
	5	220	146	56	18
	6	148	95	37	16
	7	220	160	37	23
	8	151	99	28	24
	9	265	195	40	30
	10	151	99	30	22
	11	103	68	24	11
	12	198	141	34	23
	13	202	143	37	22
	14	222	146	54	22
	15	227	169	42	16
	16	101	70	17	14
	17	193	144	29	20
	18	141	116	16	9
	19	258	201	33	24
	20	230	153	45	32
	21	196	146	34	16
	22	151	110	20	21
	23	233	176	31	26

PROPOSAL NUMBER FOUR
 AN AMENDMENT
 SETTLING DISPUTED TITLE IN THE FOREST PRESERVE
 DETAIL

<u>LEGISLATIVE DISTRICT OR TOWN</u>	<u>ELECTION DISTRICT</u>	<u>TOTAL VOTES</u>	<u>YES</u>	<u>NO</u>	<u>BLANK AND VOID</u>
Penfield	24	258	180	43	35
	25	142	95	30	17
	26	105	62	30	13
	27	162	120	28	14
	28	178	123	33	22
	29	200	142	35	23
	30	285	199	55	31
	31	128	86	27	15
	32	105	77	16	12
	33	189	130	45	14
	34	129	88	22	19
	35	214	148	52	14
	36	130	102	18	10
	37	311	218	55	38
	38	123	86	26	11
	39	108	76	23	9
	40	166	117	35	14
	41	194	140	40	14
	42	128	90	21	17
Penfield		7,446	5,241	1,413	792
Perinton	1	234	183	33	18
	2	171	142	24	5
	3	175	136	30	9
	4	139	95	24	20
	5	76	59	13	4
	6	137	104	21	12
	7	188	154	21	13
	8	149	109	31	9
	9	229	178	32	19
	10	177	131	29	17
	11	123	93	19	11
	12	145	113	25	7
	13	145	109	21	15
	14	165	118	30	17
	15	128	95	21	12
	16	128	98	26	4
	17	186	145	33	8
	18	187	135	38	14
	19	155	123	26	6
	20	172	135	24	13
	21	212	143	48	21
	22	114	85	25	4
	23	219	162	43	14
	24	287	195	49	43

PROPOSAL NUMBER FOUR
 AN AMENDMENT
 SETTLING DISPUTED TITLE IN THE FOREST PRESERVE
 DETAIL

<u>LEGISLATIVE DISTRICT OR TOWN</u>	<u>ELECTION DISTRICT</u>	<u>TOTAL VOTES</u>	<u>YES</u>	<u>NO</u>	<u>BLANK AND VOID</u>
Perinton	25	119	92	11	16
	26	188	152	24	12
	27	124	99	14	11
	28	127	93	26	8
	29	83	60	21	2
	30	133	104	23	6
	31	218	161	38	19
	32	134	89	32	13
	33	166	123	31	12
	34	166	113	33	20
	35	141	106	16	19
	36	79	54	18	7
	37	161	120	25	16
	38	180	116	39	25
	39	157	115	28	14
	40	108	76	16	16
	41	94	75	14	5
	42	118	83	23	12
	43	279	203	60	16
	44	140	109	18	13
	45	189	136	40	13
	46	79	58	13	8
	47	140	94	33	13
	48	100	73	18	9
	49	142	105	22	15
	50	43	23	12	8
	51	167	115	40	12
	52	129	88	32	9
	53	146	119	19	8
	54	249	173	52	24
	55	177	135	31	11
	56	<u>167</u>	<u>113</u>	<u>44</u>	<u>10</u>
Perinton		8,684	6,415	1,552	717
Pittsford	1	160	123	20	17
	2	193	147	28	18
	3	346	261	41	44
	4	217	164	44	9
	5	167	134	22	11
	6	145	103	19	23
	7	93	74	15	4
	8	203	149	32	22
	9	249	169	44	36
	10	163	119	28	16
	11	161	111	36	14

PROPOSAL NUMBER FOUR
AN AMENDMENT
SETTLING DISPUTED TITLE IN THE FOREST PRESERVE
DETAIL

LEGISLATIVE DISTRICT OR TOWN	ELECTION DISTRICT	TOTAL VOTES	YES	NO	BLANK AND VOID
Pittsford	12	174	131	26	17
	13	156	113	33	10
	14	268	201	41	26
	15	99	74	19	6
	16	140	111	16	13
	17	250	166	48	36
	18	150	110	24	16
	19	145	100	29	16
	20	200	158	27	15
	21	186	138	26	22
	22	268	211	35	22
	23	194	149	30	15
	24	272	201	41	30
	25	239	178	34	27
	26	223	174	34	15
	27	157	117	24	16
	28	146	105	25	16
	29	199	134	38	27
	30	156	123	21	12
	31	196	157	18	21
	32	224	170	33	21
	33	211	153	35	23
	34	170	120	29	21
Pittsford		6,520	4,848	1,015	657
Riga	1	378	247	73	58
	2	306	186	79	41
	3	212	143	39	30
	4	255	160	66	29
	5	239	148	57	34
	6	221	124	74	23
Riga		1,611	1,008	388	215
Rush	1	360	224	83	53
	2	241	147	70	24
	3	390	251	91	48
	4	320	210	67	43
Rush		1,311	832	311	168
Sweden	1	154	99	32	23
	2	68	46	16	6
	3	155	114	29	12
	4	159	109	40	10
	5	41	30	9	2
	6	123	81	25	17

PROPOSAL NUMBER FOUR
 AN AMENDMENT
 SETTLING DISPUTED TITLE IN THE FOREST PRESERVE
 DETAIL

<u>LEGISLATIVE DISTRICT OR TOWN</u>	<u>ELECTION DISTRICT</u>	<u>TOTAL VOTES</u>	<u>YES</u>	<u>NO</u>	<u>BLANK AND VOID</u>
Sweden	7	177	118	36	23
	8	118	68	37	13
	9	88	54	23	11
	10	210	135	52	23
	11	43	31	10	2
	12	120	73	34	13
		1,456	958	343	155
Sweden					
Webster	1	187	134	32	21
	2	143	95	31	17
	3	203	141	36	26
	4	72	50	17	5
	5	173	131	21	21
	6	114	78	23	13
	7	166	115	37	14
	8	142	110	22	10
	9	166	116	36	14
	10	248	174	51	23
	11	141	95	34	12
	12	230	163	47	20
	13	168	132	25	11
	14	152	113	33	6
	15	122	87	27	8
	16	146	104	24	18
	17	120	81	23	16
	18	93	67	16	10
	19	235	163	38	34
	20	215	153	42	20
	21	157	114	31	12
	22	152	100	35	17
	23	122	92	23	7
	24	306	229	51	26
	25	100	66	24	10
	26	137	89	28	20
	27	138	98	27	13
	28	106	74	25	7
	29	125	85	24	16
	30	104	66	23	15
	31	218	137	40	41
	32	199	133	49	17
	33	183	141	33	9
	34	78	62	15	1
	35	122	83	25	14
	36	129	92	22	15
	37	224	153	54	17

PROPOSAL NUMBER FOUR
 AN AMENDMENT
 SETTLING DISPUTED TITLE IN THE FOREST PRESERVE
 DETAIL

<u>LEGISLATIVE DISTRICT OR TOWN</u>	<u>ELECTION DISTRICT</u>	<u>TOTAL VOTES</u>	<u>YES</u>	<u>NO</u>	<u>BLANK AND VOID</u>
Webster					
	38	184	118	45	21
	39	172	125	32	15
	40	232	161	37	34
	41	206	143	41	22
	42	125	93	21	11
	43	97	64	22	11
Webster		<u>6,852</u>	<u>4,820</u>	<u>1,342</u>	<u>690</u>
Wheatland					
	1	136	97	32	7
	2	181	120	42	19
	3	173	129	30	14
	4	137	95	38	4
	5	180	116	51	13
Wheatland		<u>807</u>	<u>557</u>	<u>193</u>	<u>57</u>
TOWNS		<u>103,849</u>	<u>69,331</u>	<u>20,851</u>	<u>13,667</u>
GRAND TOTAL:		<u><u>138,384</u></u>	<u><u>86,858</u></u>	<u><u>26,367</u></u>	<u><u>25,159</u></u>

PROPOSAL NUMBER FIVE
AN AMENDMENT
IN RELATION TO A LAND EXCHANGE IN THE STATE FOREST PRESERVE WITH NYCO MINERALS, INC.
SUMMARY

LEGISLATIVE DISTRICT OR TOWN	TOTAL VOTES	YES	NO	BLANK AND VOID
Leg. Dist. 07	499	226	140	133
Leg. Dist. 16	179	74	48	57
Leg. Dist. 21	4,342	1,699	1,453	1,190
Leg. Dist. 22	2,907	843	622	1,442
Leg. Dist. 23	5,335	2,285	1,947	1,103
Leg. Dist. 24	3,099	1,225	1,305	569
Leg. Dist. 25	3,895	1,152	915	1,828
Leg. Dist. 26	2,894	1,151	860	883
Leg. Dist. 27	5,352	1,755	1,452	2,145
Leg. Dist. 28	2,770	964	796	1,010
Leg. Dist. 29	3,263	1,150	871	1,242
CITY	34,535	12,524	10,409	11,602
Brighton	6,682	3,593	2,419	670
Chili	4,774	2,607	1,642	525
Clarkson	1,120	589	385	146
East Rochester	1,243	570	415	258
Gates	4,807	2,360	1,511	936
Greece	19,772	10,043	6,511	3,218
Hamlin	2,115	1,051	754	310
Henrietta	8,324	4,060	2,776	1,488
Irondequoit	12,334	6,227	4,070	2,037
Mendon	2,038	1,084	756	198
Ogden	2,930	1,595	1,030	305
Parma	3,023	1,536	1,069	418
Penfield	7,446	4,183	2,424	839
Perinton	8,684	5,116	2,807	761
Pittsford	6,520	3,653	2,153	714
Riga	1,611	788	617	206
Rush	1,311	656	480	175
Sweden	1,456	778	525	153
Webster	6,852	3,938	2,213	701
Wheatland	807	448	293	66
TOWNS	103,849	54,875	34,850	14,124
GRAND TOTAL:	<u>138,384</u>	<u>67,399</u>	<u>45,259</u>	<u>25,726</u>

PROPOSAL NUMBER FIVE
AN AMENDMENT
IN RELATION TO A LAND EXCHANGE IN THE STATE FOREST PRESERVE WITH NYCO MINERALS, INC.
DETAIL

LEGISLATIVE DISTRICT OR TOWN	ELECTION DISTRICT	TOTAL VOTES	YES	NO	BLANK AND VOID
Leg. Dist. 07					
	1	311	151	89	71
	2	188	75	51	62
Leg. Dist. 07		499	226	140	133
Leg. Dist. 16					
	1/29-4	179	74	48	57
Leg. Dist. 16		179	74	48	57
Leg. Dist. 21					
	1	200	80	87	33
	2	175	82	72	21
	3	115	31	32	52
	4	111	37	26	48
	5	120	41	43	36
	6	169	54	54	61
	7	310	118	111	81
	8	87	34	29	24
	9	174	74	73	27
	10	272	137	75	60
	11	181	70	37	74
	12	328	130	122	76
	13	112	38	55	19
	14	74	35	29	10
	15	250	80	72	98
	16	71	26	14	31
	17	162	60	58	44
	18	142	59	43	40
	19	98	41	32	25
	20	87	40	33	14
	21	135	54	52	29
	22	185	60	59	66
	23	165	74	40	51
	24	260	119	93	48
	25	184	65	62	57
	26	67	24	22	21
	27	108	36	28	44
Leg. Dist. 21		4,342	1,699	1,453	1,190
Leg. Dist. 22					
	1	187	61	32	94
	2	71	12	6	53
	3	112	31	20	61
	4	46	11	10	25
	5	101	21	23	57
	6	118	19	11	88
	7	60	18	8	34
	8	128	37	37	54
	9	92	32	15	45

PROPOSAL NUMBER FIVE
 AN AMENDMENT
 IN RELATION TO A LAND EXCHANGE IN THE STATE FOREST PRESERVE WITH NYCO MINERALS, INC.
 DETAIL

<u>LEGISLATIVE DISTRICT OR TOWN</u>	<u>ELECTION DISTRICT</u>	<u>TOTAL VOTES</u>	<u>YES</u>	<u>NO</u>	<u>BLANK AND VOID</u>
Leg. Dist. 22					
	10	112	31	40	41
	11	134	37	39	58
	12	103	18	11	74
	13	60	12	13	35
	14	135	43	32	60
	15	158	48	31	79
	16	59	14	9	36
	17	47	16	5	26
	18	77	6	14	57
	19	89	20	21	48
	20	155	53	25	77
	21	81	22	13	46
	22	133	32	31	70
	23	111	15	15	81
	24	48	15	8	25
	25	247	121	79	47
	26/25-19	100	44	34	22
	27	143	54	40	49
Leg. Dist. 22		2,907	843	622	1,442
Leg. Dist. 23					
	1	100	33	46	21
	2	138	48	45	45
	3/24-20	141	48	69	24
	4	307	141	91	75
	5	68	27	28	13
	6	123	51	45	27
	7	162	59	73	30
	8	169	82	60	27
	9	129	61	52	16
	10	138	66	51	21
	11	188	91	60	37
	12	260	125	77	58
	13	174	96	49	29
	14	134	52	58	24
	15	90	35	34	21
	16	109	39	52	18
	17	288	95	102	91
	18	396	169	138	89
	19	225	88	86	51
	20	247	124	89	34
	21	198	90	75	33
	22	193	100	63	30
	23/29	124	48	50	26
	24	202	75	65	62
	25	339	140	117	82

PROPOSAL NUMBER FIVE
 AN AMENDMENT
 IN RELATION TO A LAND EXCHANGE IN THE STATE FOREST PRESERVE WITH NYCO MINERALS, INC.
 DETAIL

LEGISLATIVE DISTRICT OR TOWN	ELECTION DISTRICT	TOTAL VOTES	YES	NO	BLANK AND VOID
Leg. Dist. 23					
	26	378	171	147	60
	27	170	74	67	29
	28/25-28	145	57	58	30
Leg. Dist. 23		5,335	2,285	1,947	1,103
Leg. Dist. 24					
	1	274	125	117	32
	2/22	188	70	92	26
	3/23	219	83	102	34
	4	262	110	115	37
	5/24	209	85	86	38
	6	132	63	45	24
	7	131	49	46	36
	8	153	70	66	17
	9	128	64	41	23
	10	231	102	99	30
	11	90	33	23	34
	12	44	12	7	25
	13	226	80	120	26
	14	207	74	90	43
	15/21	184	61	77	46
	16	207	73	104	30
	17	73	25	18	30
	18	125	41	51	33
	19/25-23	16	5	6	5
Leg. Dist. 24		3,099	1,225	1,305	569
Leg. Dist. 25					
	1	250	109	80	61
	2	199	53	36	110
	3	303	65	44	194
	4/24	132	34	37	61
	5	212	54	38	120
	6	103	34	30	39
	7	242	64	39	139
	8	240	87	55	98
	9	103	15	18	70
	10	184	52	26	106
	11	106	17	10	79
	12	166	56	64	46
	13	168	37	41	90
	14	68	17	25	26
	15	154	57	45	52
	16	165	44	30	91
	17	144	25	13	106
	18	209	69	45	95
	20/25	264	93	74	97

PROPOSAL NUMBER FIVE
 AN AMENDMENT
 IN RELATION TO A LAND EXCHANGE IN THE STATE FOREST PRESERVE WITH NYCO MINERALS, INC.
 DETAIL

LEGISLATIVE DISTRICT OR TOWN	ELECTION DISTRICT	TOTAL VOTES	YES	NO	BLANK AND VOID
Leg. Dist. 25					
	21	82	18	24	40
	22	151	58	54	39
	26/27	112	47	32	33
	29/30	138	47	55	36
Leg. Dist. 25		3,895	1,152	915	1,828
Leg. Dist. 26					
	1	305	116	93	96
	2	112	48	44	20
	3	73	29	20	24
	4	165	62	44	59
	5	126	50	26	50
	6	113	22	30	61
	7	164	55	55	54
	8	177	58	52	67
	9	191	96	61	34
	10	186	86	48	52
	11	161	58	34	69
	12	179	76	62	41
	13	188	66	66	56
	14	215	95	60	60
	15	175	70	51	54
	16	196	98	62	36
	17	168	66	52	50
Leg. Dist. 26		2,894	1,151	860	883
Leg. Dist. 27					
	1	229	83	75	71
	2	256	105	84	67
	3	206	79	68	59
	4	265	90	82	93
	5	269	79	74	116
	6	235	78	34	123
	7	236	91	85	60
	8	375	57	54	264
	9	275	86	98	91
	10	230	88	87	55
	11	244	97	72	75
	12	200	78	70	52
	13	233	83	58	92
	14	183	49	37	97
	15	197	55	37	105
	16	221	76	64	81
	17	256	71	54	131
	18	203	83	68	52
	19	254	64	62	128
	20	152	55	39	58

PROPOSAL NUMBER FIVE
 AN AMENDMENT
 IN RELATION TO A LAND EXCHANGE IN THE STATE FOREST PRESERVE WITH NYCO MINERALS, INC.
 DETAIL

LEGISLATIVE DISTRICT OR TOWN	ELECTION DISTRICT	TOTAL VOTES	YES	NO	BLANK AND VOID
Leg. Dist. 27					
	21	128	56	34	38
	22	146	47	36	63
	23	154	26	21	107
	25	92	37	24	31
	26	113	42	35	36
Leg. Dist. 27		5,352	1,755	1,452	2,145
Leg. Dist. 28					
	1	142	38	35	69
	2	115	41	31	43
	3	86	26	21	39
	4	109	35	32	42
	5	118	29	31	58
	6	253	111	91	51
	7/17	282	97	79	106
	8/19	153	27	21	105
	9	159	77	53	29
	10	54	17	19	18
	11	100	32	30	38
	12	74	23	20	31
	13	139	50	41	48
	14	123	44	27	52
	15	57	21	16	20
	16	147	55	40	52
	18	126	41	38	47
	20	217	96	76	45
	21	223	73	66	84
	22	93	31	29	33
Leg. Dist. 28		2,770	964	796	1,010
Leg. Dist. 29					
	1/2	67	29	14	24
	3/8	40	14	16	10
	5	150	54	42	54
	6	110	32	34	44
	7	135	57	33	45
	9	248	99	69	80
	10	231	88	64	79
	11	147	49	36	62
	12	178	62	64	52
	13	128	54	31	43
	14	51	15	18	18
	15	135	36	19	80
	16	63	18	14	31
	17	125	43	53	29
	18/27	184	85	56	43
	19	100	31	20	49

PROPOSAL NUMBER FIVE
 AN AMENDMENT
 IN RELATION TO A LAND EXCHANGE IN THE STATE FOREST PRESERVE WITH NYCO MINERALS, INC.
 DETAIL

LEGISLATIVE DISTRICT OR TOWN	ELECTION DISTRICT	TOTAL VOTES	YES	NO	BLANK AND VOID
Leg. Dist. 29					
	20	217	63	50	104
	21	172	68	69	35
	22	135	35	16	84
	23	152	61	15	76
	24	189	66	53	70
	25/28	231	63	64	104
	26	75	28	21	26
Leg. Dist. 29		3,263	1,150	871	1,242
CITY		34,535	12,524	10,409	11,602
Brighton					
	1	201	105	76	20
	2	112	56	46	10
	3	149	76	43	30
	4	165	67	78	20
	5	185	94	68	23
	6	200	101	88	11
	7	134	63	60	11
	8	153	91	46	16
	9	181	91	67	23
	10	172	96	66	10
	11	195	106	80	9
	12	221	114	83	24
	13	135	69	54	12
	14	75	37	34	4
	15	126	73	37	16
	16	109	84	18	7
	17	58	27	16	15
	18	142	70	63	9
	19	128	76	39	13
	20	99	60	31	8
	21	141	69	64	8
	22	142	90	44	8
	23	144	82	54	8
	24	219	110	70	39
	25	141	85	46	10
	26	111	53	38	20
	27	134	78	52	4
	28	184	98	66	20
	29	104	50	40	14
	30	317	174	95	48
	31	170	100	60	10
	32	182	95	76	11
	33	169	99	59	11
	34	148	83	53	12

PROPOSAL NUMBER FIVE
AN AMENDMENT
IN RELATION TO A LAND EXCHANGE IN THE STATE FOREST PRESERVE WITH NYCO MINERALS, INC.
DETAIL

<u>LEGISLATIVE DISTRICT OR TOWN</u>	<u>ELECTION DISTRICT</u>	<u>TOTAL VOTES</u>	<u>YES</u>	<u>NO</u>	<u>BLANK AND VOID</u>
Brighton					
	35	128	68	49	11
	36	95	46	33	16
	37	137	62	59	16
	38	166	96	52	18
	39	142	68	58	16
	40	209	117	74	18
	41	127	61	49	17
	42	68	46	19	3
	43	144	89	44	11
	44	41	20	13	8
	45	78	46	27	5
	46	101	52	32	17
		6,682	3,593	2,419	670
Brighton Chili					
	1	131	77	38	16
	2	230	129	87	14
	3	183	95	76	12
	4	98	53	37	8
	5	132	72	46	14
	6	150	82	54	14
	7	68	35	26	7
	8	159	83	61	15
	9	151	88	49	14
	10	109	65	28	16
	11	144	83	49	12
	12	125	67	47	11
	13	203	114	76	13
	14	160	104	38	18
	15	130	73	38	19
	16	252	134	89	29
	17	375	193	134	48
	18	126	65	32	29
	19	155	92	46	17
	20	186	101	66	19
	21	127	77	35	15
	22	107	58	35	14
	23	109	60	39	10
	24	210	106	68	36
	25	93	49	30	14
	26	166	92	56	18
	27	138	75	51	12
	28	107	60	37	10
	29	107	49	48	10
	30	56	34	19	3
	31	136	65	51	20

PROPOSAL NUMBER FIVE
 AN AMENDMENT
 IN RELATION TO A LAND EXCHANGE IN THE STATE FOREST PRESERVE WITH NYCO MINERALS, INC.
 DETAIL

LEGISLATIVE DISTRICT OR TOWN	ELECTION DISTRICT	TOTAL VOTES	YES	NO	BLANK AND VOID
Chili	32	151	77	56	18
Chili		4,774	2,607	1,642	525
Clarkson	1	216	120	71	25
	2	31	20	10	1
	3	229	117	77	35
	4	230	125	87	18
	5	279	140	91	48
	6	135	67	49	19
Clarkson		1,120	589	385	146
East Rochester	1	184	75	63	46
	2	200	84	72	44
	3	208	103	62	43
	4	157	63	51	43
	5	128	67	42	19
	6	206	111	64	31
	7	160	67	61	32
East Rochester		1,243	570	415	258
Gates	1	103	60	25	18
	2	142	52	53	37
	3	107	40	37	30
	4	162	75	53	34
	5	218	118	60	40
	6	140	67	57	16
	7	301	160	101	40
	8	125	70	37	18
	9	190	82	56	52
	10	111	56	35	20
	11	104	49	37	18
	12	79	27	25	27
	13	123	74	28	21
	14	136	47	42	47
	15	197	106	46	45
	16	104	50	37	17
	17	119	54	40	25
	18	157	78	41	38
	19	135	75	39	21
	20	129	61	45	23
	21	150	70	43	37
	22	125	62	41	22
	23	144	83	44	17
	24	149	74	51	24
	25	113	56	31	26

PROPOSAL NUMBER FIVE
AN AMENDMENT
IN RELATION TO A LAND EXCHANGE IN THE STATE FOREST PRESERVE WITH NYCO MINERALS, INC.
DETAIL

<u>LEGISLATIVE DISTRICT OR TOWN</u>	<u>ELECTION DISTRICT</u>	<u>TOTAL VOTES</u>	<u>YES</u>	<u>NO</u>	<u>BLANK AND VOID</u>
Gates	26	182	85	61	36
	27	171	83	57	31
	28	119	61	33	25
	29	131	62	48	21
	30	88	43	21	24
	31	108	48	41	19
	32	157	80	54	23
	33	76	32	34	10
	34	118	62	36	20
	35	94	58	22	14
Gates		4,807	2,360	1,511	936
Greece	1	188	96	62	30
	2	207	115	70	22
	3	177	79	61	37
	4	142	68	48	26
	5	131	62	52	17
	6	117	57	39	21
	7	156	66	71	19
	8	132	66	45	21
	9	115	67	42	6
	10	140	66	49	25
	11	66	26	31	9
	12	103	47	40	16
	13	152	81	51	20
	14	112	56	33	23
	15	148	86	43	19
	16	130	80	36	14
	17	243	112	68	63
	18	194	97	76	21
	19	143	77	43	23
	20	140	69	51	20
	21	149	73	61	15
	22	119	56	43	20
	23	276	131	93	52
	24	235	117	64	54
	25	164	88	57	19
	26	130	68	45	17
	27	195	83	64	48
	28	220	107	80	33
	29	172	89	55	28
	30	105	58	34	13
	31	151	89	49	13
	32	157	68	63	26
	33	202	85	67	50

PROPOSAL NUMBER FIVE
AN AMENDMENT
IN RELATION TO A LAND EXCHANGE IN THE STATE FOREST PRESERVE WITH NYCO MINERALS, INC.
DETAIL

<u>LEGISLATIVE DISTRICT OR TOWN</u>	<u>ELECTION DISTRICT</u>	<u>TOTAL VOTES</u>	<u>YES</u>	<u>NO</u>	<u>BLANK AND VOID</u>
Greece					
	34	221	120	71	30
	35	205	94	79	32
	36	237	116	68	53
	37	155	87	42	26
	38	272	147	88	37
	39	123	67	34	22
	40	138	61	44	33
	41	203	98	74	31
	42	135	73	46	16
	43	153	82	54	17
	44	263	125	101	37
	45	250	123	88	39
	46	105	52	33	20
	47	191	99	74	18
	48	119	55	47	17
	49	164	93	49	22
	50	178	81	72	25
	51	115	64	28	23
	52	205	108	75	22
	53	144	64	45	35
	54	213	106	69	38
	55	169	90	49	30
	56	229	125	81	23
	57	169	96	51	22
	58	230	119	81	30
	59	79	37	28	14
	60	145	72	51	22
	61	182	78	71	33
	62	191	99	56	36
	63	191	87	72	32
	64	129	60	49	20
	65	189	106	49	34
	66	95	40	32	23
	67	166	91	51	24
	68	245	126	86	33
	69	120	62	46	12
	70	464	243	116	105
	71	224	121	68	35
	72	224	120	67	37
	73	102	50	39	13
	74	134	62	60	12
	75	121	51	37	33
	76	156	82	49	25
	77	219	123	66	30
	78	122	66	42	14

PROPOSAL NUMBER FIVE
AN AMENDMENT
IN RELATION TO A LAND EXCHANGE IN THE STATE FOREST PRESERVE WITH NYCO MINERALS, INC.
DETAIL

<u>LEGISLATIVE DISTRICT OR TOWN</u>	<u>ELECTION DISTRICT</u>	<u>TOTAL VOTES</u>	<u>YES</u>	<u>NO</u>	<u>BLANK AND VOID</u>
Greece	79	319	148	109	62
	80	249	149	64	36
	81	124	60	49	15
	82	104	63	36	5
	83	83	47	22	14
	84	190	97	63	30
	85	224	104	89	31
	86	298	158	86	54
	87	172	81	58	33
	88	173	80	56	37
	89	150	64	51	35
	90	237	99	76	62
	91	371	194	102	75
	92	256	138	74	44
	93	254	116	89	49
	94	180	102	50	28
	95	112	58	38	16
	96	221	102	80	39
	97	376	190	123	63
	98	270	141	92	37
	99	218	120	65	33
	100	280	130	89	61
	101	137	86	27	24
	102	254	146	76	32
	103	229	133	66	30
	104	234	113	76	45
	105	153	97	44	12
	106	154	79	52	23
	107	118	58	45	15
	108	126	68	39	19
	109	211	116	61	34
Greece		19,772	10,043	6,511	3,218
Hamlin	1	170	88	61	21
	2	268	125	111	32
	3	180	87	60	33
	4	194	91	80	23
	5	210	112	58	40
	6	170	75	67	28
	7	332	180	105	47
	8	138	65	49	24
	9	168	79	62	27
	10	285	149	101	35
Hamlin		2,115	1,051	754	310

PROPOSAL NUMBER FIVE
 AN AMENDMENT
 IN RELATION TO A LAND EXCHANGE IN THE STATE FOREST PRESERVE WITH NYCO MINERALS, INC.
 DETAIL

<u>LEGISLATIVE DISTRICT OR TOWN</u>	<u>ELECTION DISTRICT</u>	<u>TOTAL VOTES</u>	<u>YES</u>	<u>NO</u>	<u>BLANK AND VOID</u>
Henrietta					
	1	302	144	92	66
	2	205	108	66	31
	3	86	52	28	6
	4	187	94	66	27
	5	232	124	81	27
	6	222	92	75	55
	7	222	115	62	45
	8	234	110	82	42
	9	160	66	56	38
	10	224	116	63	45
	11	180	99	59	22
	12	191	80	73	38
	13	227	111	70	46
	14	164	80	63	21
	15	252	119	88	45
	16	156	72	61	23
	17	278	141	99	38
	18	260	125	84	51
	19	194	96	69	29
	20	277	126	96	55
	21	197	91	79	27
	22	311	160	99	52
	23	165	75	55	35
	24	239	97	87	55
	25	242	124	82	36
	26	472	224	130	118
	27	397	216	122	59
	28	273	118	100	55
	29	400	206	136	58
	30	408	187	143	78
	31	139	77	35	27
	32	285	154	85	46
	33	154	74	51	29
	34	118	53	45	20
	35	271	134	94	43
Henrietta		8,324	4,060	2,776	1,488
Irondequoit					
	1	239	103	83	53
	2	162	90	44	28
	3	225	102	87	36
	4	181	104	57	20
	5	159	82	53	24
	6	323	170	104	49
	7	311	169	101	41
	8	195	103	63	29

PROPOSAL NUMBER FIVE
AN AMENDMENT
IN RELATION TO A LAND EXCHANGE IN THE STATE FOREST PRESERVE WITH NYCO MINERALS, INC.
DETAIL

<u>LEGISLATIVE DISTRICT OR TOWN</u>	<u>ELECTION DISTRICT</u>	<u>TOTAL VOTES</u>	<u>YES</u>	<u>NO</u>	<u>BLANK AND VOID</u>
Irondequoit					
	9	188	85	56	47
	10	244	141	83	20
	11	120	57	38	25
	12	136	70	48	18
	13	200	84	82	34
	14	216	124	67	25
	15	277	156	81	40
	16	339	166	120	53
	17	149	80	46	23
	18	189	101	57	31
	19	190	94	57	39
	20	204	95	86	23
	21	198	106	64	28
	22	218	110	83	25
	23	172	100	48	24
	24	165	83	60	22
	25	187	83	61	43
	26	120	62	35	23
	27	140	68	40	32
	28	191	91	64	36
	29	126	70	41	15
	30	179	90	67	22
	31	287	147	84	56
	32	182	84	59	39
	33	141	80	48	13
	34	293	152	94	47
	35	127	71	44	12
	36	93	40	25	28
	37	151	80	42	29
	38	123	53	31	39
	39	70	41	13	16
	40	123	77	29	17
	41	182	83	59	40
	42	241	118	86	37
	43	130	71	49	10
	44	408	231	119	58
	45	150	74	50	26
	46	189	87	69	33
	47	74	43	23	8
	48	198	94	66	38
	49	186	91	68	27
	50	103	43	22	38
	51	265	154	88	23
	52	163	73	67	23
	53	154	80	55	19

PROPOSAL NUMBER FIVE
AN AMENDMENT
IN RELATION TO A LAND EXCHANGE IN THE STATE FOREST PRESERVE WITH NYCO MINERALS, INC.
DETAIL

<u>LEGISLATIVE DISTRICT OR TOWN</u>	<u>ELECTION DISTRICT</u>	<u>TOTAL VOTES</u>	<u>YES</u>	<u>NO</u>	<u>BLANK AND VOID</u>
Irondequoit					
	54	52	21	20	11
	55	181	83	63	35
	56	171	64	63	44
	57	254	129	90	35
	58	194	90	70	34
	59	165	73	63	29
	60	191	93	58	40
	61	237	140	68	29
	62	215	99	86	30
	63	141	71	55	15
	64	60	27	19	14
	65	145	80	40	25
	66	56	23	13	20
	67	140	61	40	39
	68	156	67	56	33
Irondequoit		12,334	6,227	4,070	2,037
Mendon					
	1	262	142	103	17
	2	244	127	96	21
	3	305	163	97	45
	4	191	92	80	19
	5	228	133	70	25
	6	213	106	88	19
	7	273	147	103	23
	8	91	44	40	7
	9	231	130	79	22
Mendon		2,038	1,084	756	198
Ogden					
	1	139	83	41	15
	2	181	103	62	16
	3	196	114	66	16
	4	145	85	48	12
	5	158	91	55	12
	6	140	83	44	13
	7	96	46	47	3
	8	155	85	47	23
	9	152	85	51	16
	10	132	73	37	22
	11	152	81	56	15
	12	152	80	54	18
	13	133	69	57	7
	14	103	50	35	18
	15	189	95	64	30
	16	115	54	52	9
	17	102	50	42	10

PROPOSAL NUMBER FIVE
AN AMENDMENT
IN RELATION TO A LAND EXCHANGE IN THE STATE FOREST PRESERVE WITH NYCO MINERALS, INC.
DETAIL

<u>LEGISLATIVE DISTRICT OR TOWN</u>	<u>ELECTION DISTRICT</u>	<u>TOTAL VOTES</u>	<u>YES</u>	<u>NO</u>	<u>BLANK AND VOID</u>
Ogden	18	141	79	54	8
	19	175	90	55	30
	20	174	99	63	12
Ogden		2,930	1,595	1,030	305
Parma	1	193	99	66	28
	2	223	105	91	27
	3	166	90	52	24
	4	214	104	82	28
	5	155	69	65	21
	6	90	48	28	14
	7	220	108	83	29
	8	316	160	115	41
	9	196	101	75	20
	10	201	109	58	34
	11	218	116	78	24
	12	151	81	50	20
	13	337	175	120	42
	14	133	63	41	29
	15	210	108	65	37
Parma		3,023	1,536	1,069	418
Penfield	1	69	30	29	10
	2	174	105	49	20
	3	149	81	48	20
	4	189	117	56	16
	5	220	101	101	18
	6	148	80	46	22
	7	220	134	62	24
	8	151	78	47	26
	9	265	141	96	28
	10	151	80	47	24
	11	103	52	41	10
	12	198	119	57	22
	13	202	113	64	25
	14	222	137	64	21
	15	227	138	68	21
	16	101	48	40	13
	17	193	112	60	21
	18	141	85	49	7
	19	258	152	82	24
	20	230	120	78	32
	21	196	109	66	21
	22	151	82	48	21
	23	233	132	70	31

PROPOSAL NUMBER FIVE
 AN AMENDMENT
 IN RELATION TO A LAND EXCHANGE IN THE STATE FOREST PRESERVE WITH NYCO MINERALS, INC.
 DETAIL

<u>LEGISLATIVE DISTRICT OR TOWN</u>	<u>ELECTION DISTRICT</u>	<u>TOTAL VOTES</u>	<u>YES</u>	<u>NO</u>	<u>BLANK AND VOID</u>
Penfield	24	258	132	86	40
	25	142	74	48	20
	26	105	52	35	18
	27	162	99	47	16
	28	178	91	65	22
	29	200	105	69	26
	30	285	169	84	32
	31	128	74	42	12
	32	105	58	35	12
	33	189	104	72	13
	34	129	77	30	22
	35	214	119	80	15
	36	130	80	45	5
	37	311	180	98	33
	38	123	72	37	14
	39	108	57	40	11
	40	166	98	52	16
	41	194	119	59	16
	42	128	77	32	19
Penfield		7,446	4,183	2,424	839
Perinton	1	234	148	69	17
	2	171	97	67	7
	3	175	113	49	13
	4	139	73	50	16
	5	76	43	28	5
	6	137	82	46	9
	7	188	112	61	15
	8	149	94	49	6
	9	229	134	72	23
	10	177	103	52	22
	11	123	75	38	10
	12	145	83	52	10
	13	145	98	31	16
	14	165	103	44	18
	15	128	76	39	13
	16	128	80	43	5
	17	186	105	69	12
	18	187	118	55	14
	19	155	102	46	7
	20	172	108	50	14
	21	212	119	72	21
	22	114	54	53	7
	23	219	138	69	12
	24	287	152	88	47

PROPOSAL NUMBER FIVE
AN AMENDMENT
IN RELATION TO A LAND EXCHANGE IN THE STATE FOREST PRESERVE WITH NYCO MINERALS, INC.
DETAIL

<u>LEGISLATIVE DISTRICT OR TOWN</u>	<u>ELECTION DISTRICT</u>	<u>TOTAL VOTES</u>	<u>YES</u>	<u>NO</u>	<u>BLANK AND VOID</u>
Perinton					
	25	119	62	43	14
	26	188	114	59	15
	27	124	81	34	9
	28	127	73	44	10
	29	83	47	34	2
	30	133	78	47	8
	31	218	131	68	19
	32	134	68	52	14
	33	166	96	56	14
	34	166	97	52	17
	35	141	78	45	18
	36	79	47	26	6
	37	161	93	53	15
	38	180	96	58	26
	39	157	90	53	14
	40	108	63	30	15
	41	94	63	25	6
	42	118	68	36	14
	43	279	165	95	19
	44	140	85	42	13
	45	189	110	62	17
	46	79	44	27	8
	47	140	77	52	11
	48	100	55	34	11
	49	142	80	49	13
	50	43	22	12	9
	51	167	101	52	14
	52	129	69	46	14
	53	146	90	48	8
	54	249	153	70	26
	55	177	111	53	13
	56	167	99	58	10
Perinton		8,684	5,116	2,807	761
Pittsford					
	1	160	83	59	18
	2	193	97	78	18
	3	346	221	75	50
	4	217	134	72	11
	5	167	88	67	12
	6	145	63	52	30
	7	93	53	34	6
	8	203	128	53	22
	9	249	128	82	39
	10	163	99	48	16
	11	161	97	52	12

PROPOSAL NUMBER FIVE
 AN AMENDMENT
 IN RELATION TO A LAND EXCHANGE IN THE STATE FOREST PRESERVE WITH NYCO MINERALS, INC.
 DETAIL

<u>LEGISLATIVE DISTRICT OR TOWN</u>	<u>ELECTION DISTRICT</u>	<u>TOTAL VOTES</u>	<u>YES</u>	<u>NO</u>	<u>BLANK AND VOID</u>
Pittsford					
	12	174	98	60	16
	13	156	81	63	12
	14	268	135	103	30
	15	99	57	35	7
	16	140	77	47	16
	17	250	121	92	37
	18	150	84	46	20
	19	145	77	50	18
	20	200	125	59	16
	21	186	95	69	22
	22	268	150	96	22
	23	194	120	54	20
	24	272	150	88	34
	25	239	151	62	26
	26	223	122	87	14
	27	157	89	49	19
	28	146	79	53	14
	29	199	93	76	30
	30	156	91	51	14
	31	196	114	60	22
	32	224	134	67	23
	33	211	123	63	25
	34	170	96	51	23
Pittsford		6,520	3,653	2,153	714
Riga					
	1	378	179	138	61
	2	306	158	112	36
	3	212	101	84	27
	4	255	125	104	26
	5	239	113	93	33
	6	221	112	86	23
Riga		1,611	788	617	206
Rush					
	1	360	162	141	57
	2	241	131	86	24
	3	390	189	151	50
	4	320	174	102	44
Rush		1,311	656	480	175
Sweden					
	1	154	84	46	24
	2	68	38	24	6
	3	155	87	56	12
	4	159	87	61	11
	5	41	18	21	2
	6	123	69	36	18

PROPOSAL NUMBER FIVE
AN AMENDMENT
IN RELATION TO A LAND EXCHANGE IN THE STATE FOREST PRESERVE WITH NYCO MINERALS, INC.
DETAIL

<u>LEGISLATIVE DISTRICT OR TOWN</u>	<u>ELECTION DISTRICT</u>	<u>TOTAL VOTES</u>	<u>YES</u>	<u>NO</u>	<u>BLANK AND VOID</u>
Sweden					
	7	177	97	59	21
	8	118	54	53	11
	9	88	46	32	10
	10	210	119	71	20
	11	43	22	18	3
	12	120	57	48	15
Sweden		<u>1,456</u>	<u>778</u>	<u>525</u>	<u>153</u>
Webster					
	1	187	100	66	21
	2	143	70	57	16
	3	203	120	55	28
	4	72	37	31	4
	5	173	103	50	20
	6	114	68	31	15
	7	166	95	56	15
	8	142	89	41	12
	9	166	107	44	15
	10	248	142	84	22
	11	141	75	53	13
	12	230	138	77	15
	13	168	100	57	11
	14	152	82	63	7
	15	122	70	42	10
	16	146	78	51	17
	17	120	62	42	16
	18	93	53	31	9
	19	235	135	65	35
	20	215	119	78	18
	21	157	89	53	15
	22	152	84	52	16
	23	122	69	45	8
	24	306	186	94	26
	25	100	54	34	12
	26	137	74	40	23
	27	138	86	39	13
	28	106	60	36	10
	29	125	71	39	15
	30	104	53	38	13
	31	218	119	59	40
	32	199	115	66	18
	33	183	117	54	12
	34	78	55	23	0
	35	122	61	50	11
	36	129	84	30	15
	37	224	136	73	15

PROPOSAL NUMBER FIVE
AN AMENDMENT
IN RELATION TO A LAND EXCHANGE IN THE STATE FOREST PRESERVE WITH NYCO MINERALS, INC.
DETAIL

<u>LEGISLATIVE DISTRICT OR TOWN</u>	<u>ELECTION DISTRICT</u>	<u>TOTAL VOTES</u>	<u>YES</u>	<u>NO</u>	<u>BLANK AND VOID</u>
Webster					
	38	184	100	60	24
	39	172	91	62	19
	40	232	132	62	38
	41	206	129	56	21
	42	125	77	39	9
	43	97	53	35	9
Webster		<u>6,852</u>	<u>3,938</u>	<u>2,213</u>	<u>701</u>
Wheatland					
	1	136	80	48	8
	2	181	86	73	22
	3	173	105	52	16
	4	137	74	56	7
	5	180	103	64	13
Wheatland		<u>807</u>	<u>448</u>	<u>293</u>	<u>66</u>
TOWNS		<u>103,849</u>	<u>54,875</u>	<u>34,850</u>	<u>14,124</u>
GRAND TOTAL:		<u><u>138,384</u></u>	<u><u>67,399</u></u>	<u><u>45,259</u></u>	<u><u>25,726</u></u>

PROPOSAL NUMBER SIX
AN AMENDMENT
INCREASING AGE UNTIL WHICH CERTAIN STATE JUDGES CAN SERVE
SUMMARY

LEGISLATIVE DISTRICT OR TOWN	TOTAL VOTES	YES	NO	BLANK AND VOID
Leg. Dist. 07	499	160	248	91
Leg. Dist. 16	179	39	89	51
Leg. Dist. 21	4,342	1,449	1,903	990
Leg. Dist. 22	2,907	691	957	1,259
Leg. Dist. 23	5,335	2,122	2,382	831
Leg. Dist. 24	3,099	1,231	1,431	437
Leg. Dist. 25	3,895	1,079	1,227	1,589
Leg. Dist. 26	2,894	801	1,416	677
Leg. Dist. 27	5,352	1,466	2,118	1,768
Leg. Dist. 28	2,770	804	1,133	833
Leg. Dist. 29	3,263	979	1,246	1,038
CITY	34,535	10,821	14,150	9,564
Brighton	6,682	3,096	3,214	372
Chili	4,774	1,565	2,933	276
Clarkson	1,120	309	725	86
East Rochester	1,243	401	652	190
Gates	4,807	1,491	2,714	602
Greece	19,772	6,165	11,606	2,001
Hamlin	2,115	545	1,372	198
Henrietta	8,324	2,579	4,750	995
Irondequoit	12,334	4,166	6,872	1,296
Mendon	2,038	750	1,165	123
Ogden	2,930	879	1,879	172
Parma	3,023	861	1,887	275
Penfield	7,446	2,664	4,291	491
Perinton	8,684	3,313	4,938	433
Pittsford	6,520	2,769	3,340	411
Riga	1,611	433	1,037	141
Rush	1,311	419	769	123
Sweden	1,456	505	863	88
Webster	6,852	2,294	4,169	389
Wheatland	807	265	503	39
TOWNS	103,849	35,469	59,679	8,701
GRAND TOTAL:	<u>138,384</u>	<u>46,290</u>	<u>73,829</u>	<u>18,265</u>

PROPOSAL NUMBER SIX
 AN AMENDMENT
 INCREASING AGE UNTIL WHICH CERTAIN STATE JUDGES CAN SERVE
 DETAIL

<u>LEGISLATIVE DISTRICT OR TOWN</u>	<u>ELECTION DISTRICT</u>	<u>TOTAL VOTES</u>	<u>YES</u>	<u>NO</u>	<u>BLANK AND VOID</u>
Leg. Dist. 07					
	1	311	94	176	41
	2	188	66	72	50
Leg. Dist. 07		499	160	248	91
Leg. Dist. 16					
	1/29-4	179	39	89	51
Leg. Dist. 16		179	39	89	51
Leg. Dist. 21					
	1	200	66	106	28
	2	175	64	98	13
	3	115	33	38	44
	4	111	28	41	42
	5	120	36	52	32
	6	169	69	45	55
	7	310	90	154	66
	8	87	26	36	25
	9	174	72	85	17
	10	272	123	104	45
	11	181	58	56	67
	12	328	115	152	61
	13	112	41	55	16
	14	74	26	39	9
	15	250	81	90	79
	16	71	23	23	25
	17	162	51	75	36
	18	142	45	70	27
	19	98	41	37	20
	20	87	29	48	10
	21	135	34	79	22
	22	185	54	68	63
	23	165	47	71	47
	24	260	101	125	34
	25	184	50	87	47
	26	67	17	32	18
	27	108	29	37	42
Leg. Dist. 21		4,342	1,449	1,903	990
Leg. Dist. 22					
	1	187	36	62	89
	2	71	9	9	53
	3	112	21	30	61
	4	46	6	15	25
	5	101	22	36	43
	6	118	17	21	80
	7	60	19	11	30
	8	128	28	53	47
	9	92	23	36	33

PROPOSAL NUMBER SIX
 AN AMENDMENT
 INCREASING AGE UNTIL WHICH CERTAIN STATE JUDGES CAN SERVE
 DETAIL

<u>LEGISLATIVE DISTRICT OR TOWN</u>	<u>ELECTION DISTRICT</u>	<u>TOTAL VOTES</u>	<u>YES</u>	<u>NO</u>	<u>BLANK AND VOID</u>
Leg. Dist. 22	10	112	25	56	31
	11	134	30	52	52
	12	103	15	16	72
	13	60	7	18	35
	14	135	33	52	50
	15	158	34	63	61
	16	59	20	7	32
	17	47	11	14	22
	18	77	10	13	54
	19	89	15	29	45
	20	155	46	40	69
	21	81	15	26	40
	22	133	39	40	54
	23	111	16	16	79
	24	48	14	17	17
	25	247	100	114	33
	26/25-19	100	33	52	15
	27	143	47	59	37
Leg. Dist. 22		2,907	691	957	1,259
Leg. Dist. 23					
	1	100	49	41	10
	2	138	43	58	37
	3/24-20	141	46	72	23
	4	307	113	136	58
	5	68	31	28	9
	6	123	57	47	19
	7	162	67	69	26
	8	169	69	77	23
	9	129	67	51	11
	10	138	64	56	18
	11	188	79	78	31
	12	260	94	126	40
	13	174	76	79	19
	14	134	51	62	21
	15	90	32	43	15
	16	109	45	49	15
	17	288	81	129	78
	18	396	126	200	70
	19	225	88	107	30
	20	247	110	118	19
	21	198	97	81	20
	22	193	81	88	24
	23/29	124	57	44	23
	24	202	74	79	49
	25	339	133	137	69
	26	378	165	174	39

PROPOSAL NUMBER SIX
 AN AMENDMENT
 INCREASING AGE UNTIL WHICH CERTAIN STATE JUDGES CAN SERVE
 DETAIL

LEGISLATIVE DISTRICT OR TOWN	ELECTION DISTRICT	TOTAL VOTES	YES	NO	BLANK AND VOID
Leg. Dist. 23					
	27	170	67	86	17
	28/25-28	145	60	67	18
Leg. Dist. 23		5,335	2,122	2,382	831
Leg. Dist. 24					
	1	274	129	122	23
	2/22	188	74	96	18
	3/23	219	106	92	21
	4	262	97	137	28
	5/24	209	80	100	29
	6	132	53	59	20
	7	131	52	47	32
	8	153	76	68	9
	9	128	46	71	11
	10	231	97	112	22
	11	90	29	30	31
	12	44	18	7	19
	13	226	94	109	23
	14	207	72	99	36
	15/21	184	58	89	37
	16	207	78	105	24
	17	73	22	25	26
	18	125	43	57	25
	19/25-23	16	7	6	3
Leg. Dist. 24		3,099	1,231	1,431	437
Leg. Dist. 25					
	1	250	92	116	42
	2	199	50	50	99
	3	303	55	74	174
	4/24	132	38	35	59
	5	212	62	42	108
	6	103	31	40	32
	7	242	65	63	114
	8	240	70	93	77
	9	103	16	25	62
	10	184	41	55	88
	11	106	12	17	77
	12	166	74	55	37
	13	168	41	41	86
	14	68	16	27	25
	15	154	48	66	40
	16	165	33	49	83
	17	144	19	23	102
	18	209	55	69	85
	20/25	264	70	105	89
	21	82	19	31	32

PROPOSAL NUMBER SIX
 AN AMENDMENT
 INCREASING AGE UNTIL WHICH CERTAIN STATE JUDGES CAN SERVE
 DETAIL

<u>LEGISLATIVE DISTRICT OR TOWN</u>	<u>ELECTION DISTRICT</u>	<u>TOTAL VOTES</u>	<u>YES</u>	<u>NO</u>	<u>BLANK AND VOID</u>
Leg. Dist. 25					
	22	151	55	69	27
	26/27	112	54	31	27
	29/30	138	63	51	24
Leg. Dist. 25		3,895	1,079	1,227	1,589
Leg. Dist. 26					
	1	305	70	157	78
	2	112	35	65	12
	3	73	18	34	21
	4	165	42	75	48
	5	126	27	52	47
	6	113	21	46	46
	7	164	51	68	45
	8	177	53	75	49
	9	191	80	95	16
	10	186	45	103	38
	11	161	38	62	61
	12	179	47	105	27
	13	188	37	106	45
	14	215	67	110	38
	15	175	42	90	43
	16	196	70	99	27
	17	168	58	74	36
Leg. Dist. 26		2,894	801	1,416	677
Leg. Dist. 27					
	1	229	60	115	54
	2	256	67	137	52
	3	206	66	90	50
	4	265	79	121	65
	5	269	75	101	93
	6	235	70	71	94
	7	236	68	117	51
	8	375	48	84	243
	9	275	91	103	81
	10	230	78	113	39
	11	244	81	101	62
	12	200	71	92	37
	13	233	67	93	73
	14	183	41	54	88
	15	197	46	73	78
	16	221	68	87	66
	17	256	65	79	112
	18	203	62	99	42
	19	254	55	95	104
	20	152	40	65	47
	21	128	40	59	29

PROPOSAL NUMBER SIX
 AN AMENDMENT
 INCREASING AGE UNTIL WHICH CERTAIN STATE JUDGES CAN SERVE
 DETAIL

<u>LEGISLATIVE DISTRICT OR TOWN</u>	<u>ELECTION DISTRICT</u>	<u>TOTAL VOTES</u>	<u>YES</u>	<u>NO</u>	<u>BLANK AND VOID</u>
Leg. Dist. 27	22	146	42	56	48
	23	154	21	31	102
	25	92	26	40	26
	26	<u>113</u>	<u>39</u>	<u>42</u>	<u>32</u>
Leg. Dist. 27		5,352	1,466	2,118	1,768
Leg. Dist. 28	1	142	31	55	56
	2	115	30	49	36
	3	86	22	31	33
	4	109	30	49	30
	5	118	30	40	48
	6	253	91	122	40
	7/17	282	82	113	87
	8/19	153	29	26	98
	9	159	49	94	16
	10	54	16	19	19
	11	100	26	43	31
	12	74	26	21	27
	13	139	41	61	37
	14	123	34	44	45
	15	57	18	17	22
	16	147	41	65	41
	18	126	35	56	35
	20	217	85	101	31
	21	223	62	86	75
	22	<u>93</u>	<u>26</u>	<u>41</u>	<u>26</u>
Leg. Dist. 28		2,770	804	1,133	833
Leg. Dist. 29	1/2	67	22	24	21
	3/8	40	16	18	6
	5	150	35	69	46
	6	110	28	43	39
	7	135	51	47	37
	9	248	79	108	61
	10	231	79	87	65
	11	147	42	50	55
	12	178	52	90	36
	13	128	42	50	36
	14	51	14	22	15
	15	135	31	32	72
	16	63	17	19	27
	17	125	34	70	21
	18/27	184	76	84	24
	19	100	26	28	46
	20	217	55	61	101

PROPOSAL NUMBER SIX
 AN AMENDMENT
 INCREASING AGE UNTIL WHICH CERTAIN STATE JUDGES CAN SERVE
 DETAIL

<u>LEGISLATIVE DISTRICT OR TOWN</u>	<u>ELECTION DISTRICT</u>	<u>TOTAL VOTES</u>	<u>YES</u>	<u>NO</u>	<u>BLANK AND VOID</u>
Leg. Dist. 29					
	21	172	46	102	24
	22	135	41	16	78
	23	152	56	32	64
	24	189	48	87	54
	25/28	231	64	81	86
	26	75	25	26	24
Leg. Dist. 29		3,263	979	1,246	1,038
CITY		34,535	10,821	14,150	9,564
Brighton					
	1	201	94	95	12
	2	112	47	59	6
	3	149	59	69	21
	4	165	79	76	10
	5	185	96	73	16
	6	200	86	110	4
	7	134	50	79	5
	8	153	65	78	10
	9	181	78	88	15
	10	172	77	87	8
	11	195	75	115	5
	12	221	119	93	9
	13	135	63	67	5
	14	75	33	39	3
	15	126	47	69	10
	16	109	59	47	3
	17	58	28	17	13
	18	142	63	73	6
	19	128	73	48	7
	20	99	38	56	5
	21	141	75	64	2
	22	142	63	75	4
	23	144	66	74	4
	24	219	104	89	26
	25	141	76	57	8
	26	111	48	53	10
	27	134	63	70	1
	28	184	85	92	7
	29	104	45	52	7
	30	317	158	126	33
	31	170	87	79	4
	32	182	87	89	6
	33	169	74	90	5
	34	148	67	76	5
	35	128	72	53	3
	36	95	37	45	13

PROPOSAL NUMBER SIX
 AN AMENDMENT
 INCREASING AGE UNTIL WHICH CERTAIN STATE JUDGES CAN SERVE
 DETAIL

<u>LEGISLATIVE DISTRICT OR TOWN</u>	<u>ELECTION DISTRICT</u>	<u>TOTAL VOTES</u>	<u>YES</u>	<u>NO</u>	<u>BLANK AND VOID</u>
Brighton	37	137	66	64	7
	38	166	79	75	12
	39	142	62	78	2
	40	209	106	93	10
	41	127	53	65	9
	42	68	29	38	1
	43	144	73	65	6
	44	41	18	19	4
	45	78	27	48	3
	46	101	47	47	7
Brighton		6,682	3,096	3,214	372
Chili	1	131	45	78	8
	2	230	69	154	7
	3	183	64	115	4
	4	98	29	65	4
	5	132	53	72	7
	6	150	61	80	9
	7	68	30	34	4
	8	159	55	96	8
	9	151	47	94	10
	10	109	24	77	8
	11	144	39	99	6
	12	125	31	91	3
	13	203	64	132	7
	14	160	55	96	9
	15	130	57	61	12
	16	252	66	170	16
	17	375	104	249	22
	18	126	37	75	14
	19	155	63	83	9
	20	186	74	100	12
	21	127	56	64	7
	22	107	48	54	5
	23	109	32	73	4
	24	210	64	119	27
	25	93	35	48	10
	26	166	44	116	6
	27	138	51	81	6
	28	107	39	61	7
	29	107	26	75	6
	30	56	18	37	1
	31	136	44	82	10
	32	151	41	102	8
Chili		4,774	1,565	2,933	276

PROPOSAL NUMBER SIX
 AN AMENDMENT
 INCREASING AGE UNTIL WHICH CERTAIN STATE JUDGES CAN SERVE
 DETAIL

LEGISLATIVE DISTRICT OR TOWN	ELECTION DISTRICT	TOTAL VOTES	YES	NO	BLANK AND VOID
Clarkson					
	1	216	53	145	18
	2	31	14	16	1
	3	229	67	142	20
	4	230	69	148	13
	5	279	70	181	28
	6	<u>135</u>	<u>36</u>	<u>93</u>	<u>6</u>
Clarkson		1,120	309	725	86
East Rochester					
	1	184	66	86	32
	2	200	59	109	32
	3	208	66	109	33
	4	157	52	71	34
	5	128	37	76	15
	6	206	68	117	21
	7	<u>160</u>	<u>53</u>	<u>84</u>	<u>23</u>
East Rochester		1,243	401	652	190
Gates					
	1	103	26	61	16
	2	142	52	64	26
	3	107	21	61	25
	4	162	45	91	26
	5	218	94	109	15
	6	140	47	82	11
	7	301	98	178	25
	8	125	35	82	8
	9	190	64	97	29
	10	111	29	71	11
	11	104	35	54	15
	12	79	20	41	18
	13	123	30	77	16
	14	136	38	70	28
	15	197	63	108	26
	16	104	30	65	9
	17	119	32	67	20
	18	157	50	81	26
	19	135	48	76	11
	20	129	39	70	20
	21	150	42	85	23
	22	125	50	62	13
	23	144	53	77	14
	24	149	45	89	15
	25	113	39	57	17
	26	182	48	117	17
	27	171	45	107	19
	28	119	37	65	17

PROPOSAL NUMBER SIX
 AN AMENDMENT
 INCREASING AGE UNTIL WHICH CERTAIN STATE JUDGES CAN SERVE
 DETAIL

<u>LEGISLATIVE DISTRICT OR TOWN</u>	<u>ELECTION DISTRICT</u>	<u>TOTAL VOTES</u>	<u>YES</u>	<u>NO</u>	<u>BLANK AND VOID</u>
Gates	29	131	40	75	16
	30	88	21	51	16
	31	108	29	66	13
	32	157	47	95	15
	33	76	22	49	5
	34	118	36	69	13
	35	94	41	45	8
Gates		4,807	1,491	2,714	602
Greece	1	188	62	107	19
	2	207	62	133	12
	3	177	55	99	23
	4	142	42	82	18
	5	131	42	77	12
	6	117	25	77	15
	7	156	47	97	12
	8	132	43	76	13
	9	115	36	75	4
	10	140	44	82	14
	11	66	23	37	6
	12	103	31	60	12
	13	152	53	87	12
	14	112	40	62	10
	15	148	45	93	10
	16	130	39	80	11
	17	243	68	126	49
	18	194	58	125	11
	19	143	45	82	16
	20	140	51	76	13
	21	149	47	94	8
	22	119	40	67	12
	23	276	95	142	39
	24	235	78	130	27
	25	164	54	98	12
	26	130	46	72	12
	27	195	59	101	35
	28	220	66	133	21
	29	172	64	93	15
	30	105	42	57	6
	31	151	47	94	10
	32	157	53	86	18
	33	202	56	113	33
	34	221	84	121	16
	35	205	64	122	19
	36	237	74	122	41
	37	155	55	82	18

PROPOSAL NUMBER SIX
 AN AMENDMENT
 INCREASING AGE UNTIL WHICH CERTAIN STATE JUDGES CAN SERVE
 DETAIL

<u>LEGISLATIVE DISTRICT OR TOWN</u>	<u>ELECTION DISTRICT</u>	<u>TOTAL VOTES</u>	<u>YES</u>	<u>NO</u>	<u>BLANK AND VOID</u>
Greece					
	38	272	86	161	25
	39	123	41	70	12
	40	138	36	83	19
	41	203	61	123	19
	42	135	44	79	12
	43	153	45	103	5
	44	263	81	163	19
	45	250	71	150	29
	46	105	32	62	11
	47	191	67	114	10
	48	119	32	74	13
	49	164	41	107	16
	50	178	63	99	16
	51	115	38	57	20
	52	205	51	147	7
	53	144	43	75	26
	54	213	51	139	23
	55	169	59	96	14
	56	229	68	146	15
	57	169	52	106	11
	58	230	62	148	20
	59	79	20	50	9
	60	145	38	89	18
	61	182	57	105	20
	62	191	68	104	19
	63	191	64	104	23
	64	129	44	72	13
	65	189	76	93	20
	66	95	31	53	11
	67	166	46	102	18
	68	245	79	142	24
	69	120	37	76	7
	70	464	144	257	63
	71	224	76	126	22
	72	224	73	125	26
	73	102	39	54	9
	74	134	60	69	5
	75	121	21	76	24
	76	156	40	102	14
	77	219	77	126	16
	78	122	42	73	7
	79	319	97	194	28
	80	249	75	152	22
	81	124	38	79	7
	82	104	41	60	3
	83	83	32	41	10

PROPOSAL NUMBER SIX
AN AMENDMENT
INCREASING AGE UNTIL WHICH CERTAIN STATE JUDGES CAN SERVE
DETAIL

<u>LEGISLATIVE DISTRICT OR TOWN</u>	<u>ELECTION DISTRICT</u>	<u>TOTAL VOTES</u>	<u>YES</u>	<u>NO</u>	<u>BLANK AND VOID</u>
Greece	84	190	59	114	17
	85	224	61	145	18
	86	298	92	175	31
	87	172	55	91	26
	88	173	52	92	29
	89	150	40	90	20
	90	237	59	139	39
	91	371	112	209	50
	92	256	86	140	30
	93	254	79	142	33
	94	180	49	121	10
	95	112	33	70	9
	96	221	73	132	16
	97	376	124	214	38
	98	270	80	164	26
	99	218	49	147	22
	100	280	76	162	42
	101	137	54	69	14
	102	254	65	175	14
	103	229	71	144	14
	104	234	71	139	24
	105	153	55	87	11
	106	154	47	96	11
	107	118	38	71	9
	108	126	49	64	13
	109	211	62	128	21
Greece		19,772	6,165	11,606	2,001
Hamlin	1	170	43	112	15
	2	268	69	180	19
	3	180	41	118	21
	4	194	48	128	18
	5	210	54	130	26
	6	170	37	119	14
	7	332	84	218	30
	8	138	36	87	15
	9	168	40	113	15
	10	285	93	167	25
Hamlin		2,115	545	1,372	198
Henrietta	1	302	95	161	46
	2	205	70	111	24
	3	86	35	44	7
	4	187	66	107	14
	5	232	79	138	15

PROPOSAL NUMBER SIX
 AN AMENDMENT
 INCREASING AGE UNTIL WHICH CERTAIN STATE JUDGES CAN SERVE
 DETAIL

<u>LEGISLATIVE DISTRICT OR TOWN</u>	<u>ELECTION DISTRICT</u>	<u>TOTAL VOTES</u>	<u>YES</u>	<u>NO</u>	<u>BLANK AND VOID</u>
Henrietta	6	222	66	127	29
	7	222	81	108	33
	8	234	79	129	26
	9	160	38	86	36
	10	224	76	117	31
	11	180	54	111	15
	12	191	53	112	26
	13	227	71	128	28
	14	164	49	104	11
	15	252	70	149	33
	16	156	53	86	17
	17	278	92	161	25
	18	260	84	137	39
	19	194	50	126	18
	20	277	74	172	31
	21	197	53	128	16
	22	311	96	182	33
	23	165	41	104	20
	24	239	67	136	36
	25	242	90	135	17
	26	472	125	259	88
	27	397	127	233	37
	28	273	80	153	40
	29	400	127	227	46
	30	408	121	227	60
	31	139	46	73	20
	32	285	95	169	21
	33	154	50	87	17
	34	118	40	67	11
	35	<u>271</u>	<u>86</u>	<u>156</u>	<u>29</u>
Henrietta		8,324	2,579	4,750	995
Irondequoit	1	239	63	136	40
	2	162	66	81	15
	3	225	70	133	22
	4	181	83	86	12
	5	159	74	70	15
	6	323	117	178	28
	7	311	127	161	23
	8	195	58	119	18
	9	188	54	104	30
	10	244	108	127	9
	11	120	44	59	17
	12	136	38	90	8
	13	200	63	115	22
	14	216	71	132	13

PROPOSAL NUMBER SIX
 AN AMENDMENT
 INCREASING AGE UNTIL WHICH CERTAIN STATE JUDGES CAN SERVE
 DETAIL

<u>LEGISLATIVE DISTRICT OR TOWN</u>	<u>ELECTION DISTRICT</u>	<u>TOTAL VOTES</u>	<u>YES</u>	<u>NO</u>	<u>BLANK AND VOID</u>
Irondequoit	15	277	96	151	30
	16	339	114	197	28
	17	149	50	84	15
	18	189	67	99	23
	19	190	67	104	19
	20	204	71	116	17
	21	198	53	131	14
	22	218	76	131	11
	23	172	64	93	15
	24	165	47	103	15
	25	187	65	99	23
	26	120	33	69	18
	27	140	33	87	20
	28	191	60	106	25
	29	126	43	67	16
	30	179	62	104	13
	31	287	95	152	40
	32	182	55	100	27
	33	141	57	75	9
	34	293	96	172	25
	35	127	32	90	5
	36	93	17	52	24
	37	151	60	70	21
	38	123	38	53	32
	39	70	35	26	9
	40	123	43	70	10
	41	182	64	85	33
	42	241	69	146	26
	43	130	50	74	6
	44	408	130	245	33
	45	150	48	84	18
	46	189	66	105	18
	47	74	27	42	5
	48	198	69	104	25
	49	186	66	110	10
	50	103	37	41	25
	51	265	92	159	14
	52	163	37	108	18
	53	154	54	93	7
	54	52	15	30	7
	55	181	55	101	25
	56	171	52	88	31
	57	254	96	138	20
	58	194	75	97	22
	59	165	55	91	19
	60	191	61	112	18

PROPOSAL NUMBER SIX
AN AMENDMENT
INCREASING AGE UNTIL WHICH CERTAIN STATE JUDGES CAN SERVE
DETAIL

<u>LEGISLATIVE DISTRICT OR TOWN</u>	<u>ELECTION DISTRICT</u>	<u>TOTAL VOTES</u>	<u>YES</u>	<u>NO</u>	<u>BLANK AND VOID</u>
Irondequoit					
	61	237	82	137	18
	62	215	77	119	19
	63	141	49	83	9
	64	60	17	30	13
	65	145	56	72	17
	66	56	6	34	16
	67	140	50	62	28
	68	<u>156</u>	<u>46</u>	<u>90</u>	<u>20</u>
Irondequoit		12,334	4,166	6,872	1,296
Mendon					
	1	262	91	161	10
	2	244	98	134	12
	3	305	114	163	28
	4	191	92	85	14
	5	228	70	144	14
	6	213	82	119	12
	7	273	83	175	15
	8	91	33	53	5
	9	<u>231</u>	<u>87</u>	<u>131</u>	<u>13</u>
Mendon		2,038	750	1,165	123
Ogden					
	1	139	44	86	9
	2	181	67	106	8
	3	196	68	119	9
	4	145	41	100	4
	5	158	47	104	7
	6	140	42	93	5
	7	96	22	72	2
	8	155	46	93	16
	9	152	58	82	12
	10	132	32	85	15
	11	152	47	96	9
	12	152	40	100	12
	13	133	36	93	4
	14	103	32	63	8
	15	189	45	130	14
	16	115	26	84	5
	17	102	29	67	6
	18	141	45	88	8
	19	175	54	106	15
	20	<u>174</u>	<u>58</u>	<u>112</u>	<u>4</u>
Ogden		2,930	879	1,879	172
Parma					
	1	193	56	116	21
	2	223	54	157	12

PROPOSAL NUMBER SIX
 AN AMENDMENT
 INCREASING AGE UNTIL WHICH CERTAIN STATE JUDGES CAN SERVE
 DETAIL

<u>LEGISLATIVE DISTRICT OR TOWN</u>	<u>ELECTION DISTRICT</u>	<u>TOTAL VOTES</u>	<u>YES</u>	<u>NO</u>	<u>BLANK AND VOID</u>
Parma					
	3	166	53	99	14
	4	214	67	124	23
	5	155	39	101	15
	6	90	22	59	9
	7	220	68	131	21
	8	316	85	212	19
	9	196	52	126	18
	10	201	58	120	23
	11	218	65	139	14
	12	151	54	81	16
	13	337	103	212	22
	14	133	36	77	20
	15	210	49	133	28
Parma		3,023	861	1,887	275
Penfield					
	1	69	25	35	9
	2	174	79	85	10
	3	149	51	84	14
	4	189	49	127	13
	5	220	94	118	8
	6	148	37	100	11
	7	220	92	116	12
	8	151	52	80	19
	9	265	123	123	19
	10	151	60	76	15
	11	103	40	59	4
	12	198	87	97	14
	13	202	60	124	18
	14	222	80	133	9
	15	227	80	140	7
	16	101	29	64	8
	17	193	77	104	12
	18	141	47	90	4
	19	258	87	156	15
	20	230	78	131	21
	21	196	91	98	7
	22	151	61	74	16
	23	233	90	127	16
	24	258	91	148	19
	25	142	46	84	12
	26	105	33	63	9
	27	162	52	105	5
	28	178	59	104	15
	29	200	73	113	14
	30	285	94	166	25
	31	128	59	60	9

PROPOSAL NUMBER SIX
 AN AMENDMENT
 INCREASING AGE UNTIL WHICH CERTAIN STATE JUDGES CAN SERVE
 DETAIL

LEGISLATIVE DISTRICT OR TOWN	ELECTION DISTRICT	TOTAL VOTES	YES	NO	BLANK AND VOID
Penfield	32	105	40	61	4
	33	189	73	108	8
	34	129	39	77	13
	35	214	55	149	10
	36	130	43	85	2
	37	311	103	185	23
	38	123	37	79	7
	39	108	31	69	8
	40	166	48	110	8
	41	194	73	114	7
	42	128	46	70	12
Penfield		7,446	2,664	4,291	491
Perinton	1	234	96	128	10
	2	171	61	107	3
	3	175	68	102	5
	4	139	57	72	10
	5	76	30	43	3
	6	137	64	68	5
	7	188	77	102	9
	8	149	62	86	1
	9	229	68	148	13
	10	177	64	96	17
	11	123	51	69	3
	12	145	67	72	6
	13	145	55	83	7
	14	165	70	87	8
	15	128	45	75	8
	16	128	69	55	4
	17	186	77	101	8
	18	187	82	101	4
	19	155	53	97	5
	20	172	70	90	12
	21	212	71	126	15
	22	114	60	52	2
	23	219	101	114	4
	24	287	97	163	27
	25	119	59	48	12
	26	188	75	108	5
	27	124	52	65	7
	28	127	54	69	4
	29	83	29	53	1
	30	133	50	78	5
	31	218	65	143	10
	32	134	37	90	7
	33	166	59	100	7

PROPOSAL NUMBER SIX
 AN AMENDMENT
 INCREASING AGE UNTIL WHICH CERTAIN STATE JUDGES CAN SERVE
 DETAIL

<u>LEGISLATIVE DISTRICT OR TOWN</u>	<u>ELECTION DISTRICT</u>	<u>TOTAL VOTES</u>	<u>YES</u>	<u>NO</u>	<u>BLANK AND VOID</u>
Perinton	34	166	50	102	14
	35	141	54	72	15
	36	79	33	43	3
	37	161	61	98	2
	38	180	68	99	13
	39	157	49	99	9
	40	108	40	56	12
	41	94	38	53	3
	42	118	35	74	9
	43	279	100	167	12
	44	140	52	83	5
	45	189	65	116	8
	46	79	33	43	3
	47	140	44	89	7
	48	100	30	63	7
	49	142	49	83	10
	50	43	14	20	9
	51	167	74	83	10
	52	129	39	84	6
	53	146	69	73	4
	54	249	96	141	12
	55	177	71	99	7
	56	167	54	107	6
Perinton		8,684	3,313	4,938	433
Pittsford	1	160	72	77	11
	2	193	91	91	11
	3	346	164	156	26
	4	217	110	103	4
	5	167	73	86	8
	6	145	77	53	15
	7	93	36	56	1
	8	203	97	92	14
	9	249	102	122	25
	10	163	80	77	6
	11	161	65	85	11
	12	174	67	97	10
	13	156	57	90	9
	14	268	122	136	10
	15	99	32	60	7
	16	140	49	79	12
	17	250	88	140	22
	18	150	67	73	10
	19	145	44	90	11
	20	200	93	94	13
	21	186	85	89	12

PROPOSAL NUMBER SIX
AN AMENDMENT
INCREASING AGE UNTIL WHICH CERTAIN STATE JUDGES CAN SERVE
DETAIL

<u>LEGISLATIVE DISTRICT OR TOWN</u>	<u>ELECTION DISTRICT</u>	<u>TOTAL VOTES</u>	<u>YES</u>	<u>NO</u>	<u>BLANK AND VOID</u>
Pittsford	22	268	118	139	11
	23	194	89	94	11
	24	272	118	134	20
	25	239	117	103	19
	26	223	88	127	8
	27	157	62	83	12
	28	146	61	76	9
	29	199	61	117	21
	30	156	64	87	5
	31	196	87	96	13
	32	224	90	123	11
	33	211	76	123	12
	34	170	67	92	11
Pittsford		6,520	2,769	3,340	411
Riga	1	378	121	219	38
	2	306	78	204	24
	3	212	57	129	26
	4	255	75	160	20
	5	239	52	166	21
	6	221	50	159	12
Riga		1,611	433	1,037	141
Rush	1	360	121	199	40
	2	241	73	152	16
	3	390	124	230	36
	4	320	101	188	31
Rush		1,311	419	769	123
Sweden	1	154	56	80	18
	2	68	33	32	3
	3	155	61	87	7
	4	159	52	101	6
	5	41	14	26	1
	6	123	47	60	16
	7	177	64	102	11
	8	118	34	80	4
	9	88	31	53	4
	10	210	64	134	12
	11	43	17	25	1
	12	120	32	83	5
Sweden		1,456	505	863	88
Webster	1	187	76	103	8
	2	143	39	92	12

PROPOSAL NUMBER SIX
 AN AMENDMENT
 INCREASING AGE UNTIL WHICH CERTAIN STATE JUDGES CAN SERVE
 DETAIL

<u>LEGISLATIVE DISTRICT OR TOWN</u>	<u>ELECTION DISTRICT</u>	<u>TOTAL VOTES</u>	<u>YES</u>	<u>NO</u>	<u>BLANK AND VOID</u>
Webster	3	203	73	119	11
	4	72	26	44	2
	5	173	59	107	7
	6	114	37	68	9
	7	166	59	97	10
	8	142	59	74	9
	9	166	56	105	5
	10	248	91	143	14
	11	141	48	84	9
	12	230	77	147	6
	13	168	54	108	6
	14	152	52	95	5
	15	122	33	79	10
	16	146	50	84	12
	17	120	34	75	11
	18	93	37	51	5
	19	235	81	137	17
	20	215	71	133	11
	21	157	53	94	10
	22	152	44	97	11
	23	122	44	74	4
	24	306	95	197	14
	25	100	33	60	7
	26	137	61	65	11
	27	138	43	88	7
	28	106	31	72	3
	29	125	42	73	10
	30	104	33	61	10
	31	218	74	117	27
	32	199	56	133	10
	33	183	58	119	6
	34	78	22	56	0
	35	122	34	81	7
	36	129	43	79	7
	37	224	71	148	5
	38	184	79	95	10
	39	172	56	106	10
	40	232	82	130	20
	41	206	64	132	10
	42	125	40	81	4
	43	97	24	66	7
Webster		6,852	2,294	4,169	389
Wheatland	1	136	40	91	5
	2	181	50	117	14
	3	173	69	96	8

PROPOSAL NUMBER SIX
 AN AMENDMENT
 INCREASING AGE UNTIL WHICH CERTAIN STATE JUDGES CAN SERVE
 DETAIL

<u>LEGISLATIVE DISTRICT OR TOWN</u>	<u>ELECTION DISTRICT</u>	<u>TOTAL VOTES</u>	<u>YES</u>	<u>NO</u>	<u>BLANK AND VOID</u>
Wheatland					
	4	137	50	82	5
	5	180	56	117	7
Wheatland		<u>807</u>	<u>265</u>	<u>503</u>	<u>39</u>
TOWNS		<u>103,849</u>	<u>35,469</u>	<u>59,679</u>	<u>8,701</u>
GRAND TOTAL:		<u><u>138,384</u></u>	<u><u>46,290</u></u>	<u><u>73,829</u></u>	<u><u>18,265</u></u>

VOTER TURNOUT
2013 GENERAL ELECTION
SUMMARY

LEGISLATIVE DISTRICT OR TOWN	VOTERS ELIGIBLE	VOTED	PERCENT TURNOUT
Leg. Dist. 07	1,157	499	43.1
Leg. Dist. 16	594	179	30.1
Leg. Dist. 21	12,255	4,342	35.4
Leg. Dist. 22	11,154	2,907	26.1
Leg. Dist. 23	11,821	5,335	45.1
Leg. Dist. 24	7,566	3,099	41.0
Leg. Dist. 25	11,014	3,895	35.4
Leg. Dist. 26	7,986	2,894	36.2
Leg. Dist. 27	14,410	5,352	37.1
Leg. Dist. 28	10,181	2,770	27.2
Leg. Dist. 29	11,162	3,263	29.2
CITY	99,300	34,535	34.8
Brighton	21,548	6,682	31.0
Chili	18,663	4,774	25.6
Clarkson	3,836	1,120	29.2
East Rochester	3,675	1,243	33.8
Gates	17,576	4,807	27.3
Greece	60,852	19,772	32.5
Hamlin	5,207	2,115	40.6
Henrietta	21,853	8,324	38.1
Irondequoit	33,833	12,334	36.5
Mendon	6,445	2,038	31.6
Ogden	12,591	2,930	23.3
Parma	10,192	3,023	29.7
Penfield	25,198	7,446	29.5
Perinton	32,751	8,684	26.5
Pittsford	19,328	6,520	33.7
Riga	3,866	1,611	41.7
Rush	2,542	1,311	51.6
Sweden	6,125	1,456	23.8
Webster	28,419	6,852	24.1
Wheatland	3,178	807	25.4
TOWNS	337,678	103,849	30.8
GRAND TOTAL:	436,978	138,384	31.7

VOTER TURNOUT
2013 GENERAL ELECTION
DETAIL

LEGISLATIVE DISTRICT OR TOWN	ELECTION DISTRICT	VOTERS ELIGIBLE	VOTED	PERCENT TURNOUT
Leg. Dist. 07				
	1	670	311	46.4
	2	487	188	38.6
Leg. Dist. 07		1,157	499	43.1
Leg. Dist. 16				
	1/29-4	594	179	30.1
Leg. Dist. 16		594	179	30.1
Leg. Dist. 21				
	1	441	200	45.4
	2	402	175	43.5
	3	341	115	33.7
	4	298	111	37.2
	5	273	120	44.0
	6	425	169	39.8
	7	682	310	45.5
	8	215	87	40.5
	9	455	174	38.2
	10	534	272	50.9
	11	607	181	29.8
	12	942	328	34.8
	13	293	112	38.2
	14	189	74	39.2
	15	696	250	35.9
	16	244	71	29.1
	17	555	162	29.2
	18	608	142	23.4
	19	348	98	28.2
	20	238	87	36.6
	21	471	135	28.7
	22	700	185	26.4
	23	580	165	28.4
	24	599	260	43.4
	25	565	184	32.6
	26	147	67	45.6
	27	407	108	26.5
Leg. Dist. 21		12,255	4,342	35.4
Leg. Dist. 22				
	1	748	187	25.0
	2	297	71	23.9
	3	520	112	21.5
	4	292	46	15.8
	5	495	101	20.4
	6	363	118	32.5
	7	328	60	18.3
	8	457	128	28.0
	9	411	92	22.4
	10	383	112	29.2
	11	456	134	29.4
	12	330	103	31.2
	13	247	60	24.3
	14	486	135	27.8

VOTER TURNOUT
2013 GENERAL ELECTION
DETAIL

<u>LEGISLATIVE DISTRICT OR TOWN</u>	<u>ELECTION DISTRICT</u>	<u>VOTERS ELIGIBLE</u>	<u>VOTED</u>	<u>PERCENT TURNOUT</u>
Leg. Dist. 22	15	715	158	22.1
	16	293	59	20.1
	17	269	47	17.5
	18	292	77	26.4
	19	390	89	22.8
	20	507	155	30.6
	21	320	81	25.3
	22	623	133	21.3
	23	395	111	28.1
	24	229	48	21.0
	25	585	247	42.2
	26/25-19	239	100	41.8
	27	<u>484</u>	<u>143</u>	<u>29.5</u>
Leg. Dist. 22		11,154	2,907	26.1
Leg. Dist. 23	1	215	100	46.5
	2	464	138	29.7
	3/24-20	456	141	30.9
	4	621	307	49.4
	5	278	68	24.5
	6	274	123	44.9
	7	472	162	34.3
	8	413	169	40.9
	9	262	129	49.2
	10	353	138	39.1
	11	395	188	47.6
	12	475	260	54.7
	13	399	174	43.6
	14	399	134	33.6
	15	254	90	35.4
	16	222	109	49.1
	17	619	288	46.5
	18	831	396	47.7
	19	457	225	49.2
	20	410	247	60.2
	21	363	198	54.5
	22	349	193	55.3
	23/29	384	124	32.3
	24	468	202	43.2
	25	555	339	61.1
	26	650	378	58.2
	27	321	170	53.0
	28/25-28	<u>462</u>	<u>145</u>	<u>31.4</u>
Leg. Dist. 23		11,821	5,335	45.1
Leg. Dist. 24	1	471	274	58.2
	2/22	359	188	52.4
	3/23	359	219	61.0
	4	558	262	47.0
	5/24	527	209	39.7

VOTER TURNOUT
2013 GENERAL ELECTION
DETAIL

LEGISLATIVE DISTRICT OR TOWN	ELECTION DISTRICT	VOTERS ELIGIBLE	VOTED	PERCENT TURNOUT
Leg. Dist. 24	6	329	132	40.1
	7	286	131	45.8
	8	398	153	38.4
	9	292	128	43.8
	10	512	231	45.1
	11	299	90	30.1
	12	131	44	33.6
	13	488	226	46.3
	14	506	207	40.9
	15/21	589	184	31.2
	16	436	207	47.5
	17	159	73	45.9
	18	503	125	24.9
	19/25-23	364	16	4.4
Leg. Dist. 24		7,566	3,099	41.0
Leg. Dist. 25	1	558	250	44.8
	2	572	199	34.8
	3	663	303	45.7
	4/24	312	132	42.3
	5	484	212	43.8
	6	354	103	29.1
	7	787	242	30.7
	8	645	240	37.2
	9	295	103	34.9
	10	502	184	36.7
	11	333	106	31.8
	12	397	166	41.8
	13	627	168	26.8
	14	205	68	33.2
	15	457	154	33.7
	16	601	165	27.5
	17	504	144	28.6
	18	634	209	33.0
	20/25	773	264	34.2
	21	400	82	20.5
	22	328	151	46.0
	26/27	227	112	49.3
	29/30	356	138	38.8
Leg. Dist. 25		11,014	3,895	35.4
Leg. Dist. 26	1	715	305	42.7
	2	365	112	30.7
	3	262	73	27.9
	4	374	165	44.1
	5	423	126	29.8
	6	383	113	29.5
	7	514	164	31.9
	8	537	177	33.0
	9	552	191	34.6

VOTER TURNOUT
2013 GENERAL ELECTION
DETAIL

LEGISLATIVE DISTRICT OR TOWN	ELECTION DISTRICT	VOTERS ELIGIBLE	VOTED	PERCENT TURNOUT
Leg. Dist. 26				
	10	581	186	32.0
	11	474	161	34.0
	12	458	179	39.1
	13	453	188	41.5
	14	510	215	42.2
	15	500	175	35.0
	16	486	196	40.3
	17	399	168	42.1
Leg. Dist. 26		7,986	2,894	36.2
Leg. Dist. 27				
	1	608	229	37.7
	2	614	256	41.7
	3	453	206	45.5
	4	622	265	42.6
	5	637	269	42.2
	6	650	235	36.2
	7	575	236	41.0
	8	1,086	375	34.5
	9	599	275	45.9
	10	524	230	43.9
	11	666	244	36.6
	12	523	200	38.2
	13	632	233	36.9
	14	465	183	39.4
	15	550	197	35.8
	16	585	221	37.8
	17	727	256	35.2
	18	780	203	26.0
	19	637	254	39.9
	20	472	152	32.2
	21	315	128	40.6
	22	555	146	26.3
	23	384	154	40.1
	25	340	92	27.1
	26	411	113	27.5
Leg. Dist. 27		14,410	5,352	37.1
Leg. Dist. 28				
	1	539	142	26.3
	2	387	115	29.7
	3	432	86	19.9
	4	361	109	30.2
	5	295	118	40.0
	6	606	253	41.7
	7/17	954	282	29.6
	8/19	523	153	29.3
	9	567	159	28.0
	10	269	54	20.1
	11	478	100	20.9
	12	385	74	19.2
	13	643	139	21.6

VOTER TURNOUT
2013 GENERAL ELECTION
DETAIL

LEGISLATIVE DISTRICT OR TOWN	ELECTION DISTRICT	VOTERS ELIGIBLE	VOTED	PERCENT TURNOUT
Leg. Dist. 28				
	14	682	123	18.0
	15	346	57	16.5
	16	448	147	32.8
	18	518	126	24.3
	20	733	217	29.6
	21	676	223	33.0
	22	339	93	27.4
Leg. Dist. 28		10,181	2,770	27.2
Leg. Dist. 29				
	1/2	378	67	17.7
	3/8	155	40	25.8
	5	585	150	25.6
	6	391	110	28.1
	7	272	135	49.6
	9	851	248	29.1
	10	834	231	27.7
	11	490	147	30.0
	12	746	178	23.9
	13	585	128	21.9
	14	202	51	25.2
	15	610	135	22.1
	16	279	63	22.6
	17	330	125	37.9
	18/27	380	184	48.4
	19	358	100	27.9
	20	806	217	26.9
	21	568	172	30.3
	22	234	135	57.7
	23	372	152	40.9
	24	752	189	25.1
	25/28	610	231	37.9
	26	374	75	20.1
Leg. Dist. 29		11,162	3,263	29.2
CITY		99,300	34,535	34.8
Brighton				
	1	594	201	33.8
	2	423	112	26.5
	3	462	149	32.3
	4	474	165	34.8
	5	496	185	37.3
	6	665	200	30.1
	7	428	134	31.3
	8	513	153	29.8
	9	437	181	41.4
	10	551	172	31.2
	11	584	195	33.4
	12	616	221	35.9
	13	356	135	37.9
	14	349	75	21.5

VOTER TURNOUT
2013 GENERAL ELECTION
DETAIL

<u>LEGISLATIVE DISTRICT OR TOWN</u>	<u>ELECTION DISTRICT</u>	<u>VOTERS ELIGIBLE</u>	<u>VOTED</u>	<u>PERCENT TURNOUT</u>
Brighton	15	431	126	29.2
	16	349	109	31.2
	17	235	58	24.7
	18	454	142	31.3
	19	326	128	39.3
	20	411	99	24.1
	21	413	141	34.1
	22	559	142	25.4
	23	416	144	34.6
	24	567	219	38.6
	25	384	141	36.7
	26	425	111	26.1
	27	383	134	35.0
	28	609	184	30.2
	29	356	104	29.2
	30	950	317	33.4
	31	413	170	41.2
	32	541	182	33.6
	33	555	169	30.5
	34	472	148	31.4
	35	470	128	27.2
	36	366	95	26.0
	37	587	137	23.3
	38	536	166	31.0
	39	424	142	33.5
	40	813	209	25.7
	41	575	127	22.1
	42	154	68	44.2
	43	540	144	26.7
	44	248	41	16.5
	45	368	78	21.2
	46	<u>270</u>	<u>101</u>	<u>37.4</u>
Brighton		21,548	6,682	31.0
Chili	1	425	131	30.8
	2	645	230	35.7
	3	643	183	28.5
	4	464	98	21.1
	5	511	132	25.8
	6	535	150	28.0
	7	314	68	21.7
	8	567	159	28.0
	9	572	151	26.4
	10	399	109	27.3
	11	562	144	25.6
	12	544	125	23.0
	13	781	203	26.0
	14	576	160	27.8
	15	484	130	26.9
	16	1,019	252	24.7

VOTER TURNOUT
2013 GENERAL ELECTION
DETAIL

<u>LEGISLATIVE DISTRICT OR TOWN</u>	<u>ELECTION DISTRICT</u>	<u>VOTERS ELIGIBLE</u>	<u>VOTED</u>	<u>PERCENT TURNOUT</u>
Chili				
	17	1,147	375	32.7
	18	607	126	20.8
	19	490	155	31.6
	20	788	186	23.6
	21	375	127	33.9
	22	635	107	16.9
	23	441	109	24.7
	24	1,128	210	18.6
	25	491	93	18.9
	26	701	166	23.7
	27	525	138	26.3
	28	448	107	23.9
	29	364	107	29.4
	30	412	56	13.6
	31	519	136	26.2
	32	551	151	27.4
Chili		18,663	4,774	25.6
Clarkson				
	1	738	216	29.3
	2	101	31	30.7
	3	581	229	39.4
	4	839	230	27.4
	5	1,137	279	24.5
	6	440	135	30.7
Clarkson		3,836	1,120	29.2
East Rochester				
	1	696	184	26.4
	2	525	200	38.1
	3	493	208	42.2
	4	501	157	31.3
	5	439	128	29.2
	6	512	206	40.2
	7	509	160	31.4
East Rochester		3,675	1,243	33.8
Gates				
	1	374	103	27.5
	2	485	142	29.3
	3	545	107	19.6
	4	515	162	31.5
	5	499	218	43.7
	6	555	140	25.2
	7	1,030	301	29.2
	8	384	125	32.6
	9	598	190	31.8
	10	305	111	36.4
	11	358	104	29.1
	12	367	79	21.5
	13	572	123	21.5
	14	446	136	30.5
	15	815	197	24.2

VOTER TURNOUT
2013 GENERAL ELECTION
DETAIL

<u>LEGISLATIVE DISTRICT OR TOWN</u>	<u>ELECTION DISTRICT</u>	<u>VOTERS ELIGIBLE</u>	<u>VOTED</u>	<u>PERCENT TURNOUT</u>
Gates	16	457	104	22.8
	17	564	119	21.1
	18	616	157	25.5
	19	454	135	29.7
	20	464	129	27.8
	21	476	150	31.5
	22	405	125	30.9
	23	474	144	30.4
	24	680	149	21.9
	25	432	113	26.2
	26	611	182	29.8
	27	711	171	24.1
	28	410	119	29.0
	29	537	131	24.4
	30	326	88	27.0
	31	414	108	26.1
	32	532	157	29.5
	33	303	76	25.1
	34	493	118	23.9
	35	<u>369</u>	<u>94</u>	<u>25.5</u>
Gates		17,576	4,807	27.3
Greece	1	459	188	41.0
	2	538	207	38.5
	3	482	177	36.7
	4	404	142	35.1
	5	413	131	31.7
	6	442	117	26.5
	7	615	156	25.4
	8	559	132	23.6
	9	515	115	22.3
	10	496	140	28.2
	11	290	66	22.8
	12	377	103	27.3
	13	433	152	35.1
	14	423	112	26.5
	15	450	148	32.9
	16	368	130	35.3
	17	652	243	37.3
	18	568	194	34.2
	19	479	143	29.9
	20	539	140	26.0
	21	447	149	33.3
	22	421	119	28.3
	23	758	276	36.4
	24	651	235	36.1
	25	544	164	30.1
	26	420	130	31.0
	27	801	195	24.3
	28	670	220	32.8

VOTER TURNOUT
2013 GENERAL ELECTION
DETAIL

<u>LEGISLATIVE DISTRICT OR TOWN</u>	<u>ELECTION DISTRICT</u>	<u>VOTERS ELIGIBLE</u>	<u>VOTED</u>	<u>PERCENT TURNOUT</u>
Greece				
	29	504	172	34.1
	30	363	105	28.9
	31	388	151	38.9
	32	613	157	25.6
	33	669	202	30.2
	34	519	221	42.6
	35	519	205	39.5
	36	643	237	36.9
	37	366	155	42.3
	38	694	272	39.2
	39	362	123	34.0
	40	475	138	29.1
	41	600	203	33.8
	42	500	135	27.0
	43	511	153	29.9
	44	716	263	36.7
	45	785	250	31.8
	46	434	105	24.2
	47	530	191	36.0
	48	390	119	30.5
	49	363	164	45.2
	50	498	178	35.7
	51	327	115	35.2
	52	698	205	29.4
	53	686	144	21.0
	54	624	213	34.1
	55	399	169	42.4
	56	647	229	35.4
	57	524	169	32.3
	58	679	230	33.9
	59	583	79	13.6
	60	484	145	30.0
	61	585	182	31.1
	62	724	191	26.4
	63	633	191	30.2
	64	450	129	28.7
	65	492	189	38.4
	66	331	95	28.7
	67	448	166	37.1
	68	625	245	39.2
	69	336	120	35.7
	70	1,259	464	36.9
	71	598	224	37.5
	72	632	224	35.4
	73	374	102	27.3
	74	579	134	23.1
	75	462	121	26.2
	76	385	156	40.5
	77	615	219	35.6
	78	398	122	30.7
	79	919	319	34.7

VOTER TURNOUT
2013 GENERAL ELECTION
DETAIL

<u>LEGISLATIVE DISTRICT OR TOWN</u>	<u>ELECTION DISTRICT</u>	<u>VOTERS ELIGIBLE</u>	<u>VOTED</u>	<u>PERCENT TURNOUT</u>
Greece	80	665	249	37.4
	81	349	124	35.5
	82	563	104	18.5
	83	416	83	20.0
	84	628	190	30.3
	85	669	224	33.5
	86	715	298	41.7
	87	501	172	34.3
	88	536	173	32.3
	89	441	150	34.0
	90	690	237	34.3
	91	954	371	38.9
	92	850	256	30.1
	93	817	254	31.1
	94	575	180	31.3
	95	467	112	24.0
	96	685	221	32.3
	97	844	376	44.5
	98	881	270	30.6
	99	600	218	36.3
	100	819	280	34.2
	101	389	137	35.2
	102	895	254	28.4
	103	629	229	36.4
	104	619	234	37.8
	105	404	153	37.9
	106	517	154	29.8
	107	422	118	28.0
	108	374	126	33.7
	109	786	211	26.8
Greece		60,852	19,772	32.5
Hamlin	1	571	170	29.8
	2	584	268	45.9
	3	575	180	31.3
	4	402	194	48.3
	5	527	210	39.8
	6	433	170	39.3
	7	671	332	49.5
	8	426	138	32.4
	9	407	168	41.3
	10	611	285	46.6
Hamlin		5,207	2,115	40.6
Henrietta	1	667	302	45.3
	2	540	205	38.0
	3	333	86	25.8
	4	603	187	31.0
	5	560	232	41.4
	6	529	222	42.0

VOTER TURNOUT
2013 GENERAL ELECTION
DETAIL

<u>LEGISLATIVE DISTRICT OR TOWN</u>	<u>ELECTION DISTRICT</u>	<u>VOTERS ELIGIBLE</u>	<u>VOTED</u>	<u>PERCENT TURNOUT</u>
Henrietta	7	459	222	48.4
	8	532	234	44.0
	9	508	160	31.5
	10	575	224	39.0
	11	555	180	32.4
	12	480	191	39.8
	13	802	227	28.3
	14	498	164	32.9
	15	656	252	38.4
	16	446	156	35.0
	17	594	278	46.8
	18	647	260	40.2
	19	545	194	35.6
	20	729	277	38.0
	21	390	197	50.5
	22	728	311	42.7
	23	554	165	29.8
	24	628	239	38.1
	25	477	242	50.7
	26	1,029	472	45.9
	27	824	397	48.2
	28	615	273	44.4
	29	1,517	400	26.4
	30	1,210	408	33.7
	31	392	139	35.5
	32	635	285	44.9
	33	453	154	34.0
	34	412	118	28.6
	35	731	271	37.1
Henrietta		21,853	8,324	38.1
Irondequoit	1	866	239	27.6
	2	396	162	40.9
	3	682	225	33.0
	4	474	181	38.2
	5	496	159	32.1
	6	695	323	46.5
	7	606	311	51.3
	8	487	195	40.0
	9	531	188	35.4
	10	480	244	50.8
	11	313	120	38.3
	12	449	136	30.3
	13	657	200	30.4
	14	643	216	33.6
	15	597	277	46.4
	16	841	339	40.3
	17	333	149	44.7
	18	533	189	35.5
	19	611	190	31.1

VOTER TURNOUT
2013 GENERAL ELECTION
DETAIL

<u>LEGISLATIVE DISTRICT OR TOWN</u>	<u>ELECTION DISTRICT</u>	<u>VOTERS ELIGIBLE</u>	<u>VOTED</u>	<u>PERCENT TURNOUT</u>
Irondequoit	20	404	204	50.5
	21	531	198	37.3
	22	529	218	41.2
	23	453	172	38.0
	24	430	165	38.4
	25	551	187	33.9
	26	489	120	24.5
	27	304	140	46.1
	28	474	191	40.3
	29	453	126	27.8
	30	464	179	38.6
	31	651	287	44.1
	32	532	182	34.2
	33	402	141	35.1
	34	746	293	39.3
	35	362	127	35.1
	36	482	93	19.3
	37	451	151	33.5
	38	387	123	31.8
	39	211	70	33.2
	40	298	123	41.3
	41	528	182	34.5
	42	496	241	48.6
	43	437	130	29.7
	44	873	408	46.7
	45	418	150	35.9
	46	532	189	35.5
	47	199	74	37.2
	48	434	198	45.6
	49	453	186	41.1
	50	483	103	21.3
	51	573	265	46.2
	52	637	163	25.6
	53	482	154	32.0
	54	195	52	26.7
	55	569	181	31.8
	56	421	171	40.6
	57	701	254	36.2
	58	616	194	31.5
	59	466	165	35.4
	60	527	191	36.2
	61	615	237	38.5
	62	499	215	43.1
	63	404	141	34.9
	64	272	60	22.1
	65	376	145	38.6
	66	397	56	14.1
	67	413	140	33.9
	68	523	156	29.8
Irondequoit		<u>33,833</u>	<u>12,334</u>	<u>36.5</u>

VOTER TURNOUT
2013 GENERAL ELECTION
DETAIL

<u>LEGISLATIVE DISTRICT OR TOWN</u>	<u>ELECTION DISTRICT</u>	<u>VOTERS ELIGIBLE</u>	<u>VOTED</u>	<u>PERCENT TURNOUT</u>
Mendon				
	1	907	262	28.9
	2	733	244	33.3
	3	848	305	36.0
	4	624	191	30.6
	5	762	228	29.9
	6	736	213	28.9
	7	803	273	34.0
	8	373	91	24.4
	9	659	231	35.1
Mendon		6,445	2,038	31.6
Ogden				
	1	552	139	25.2
	2	581	181	31.2
	3	818	196	24.0
	4	565	145	25.7
	5	554	158	28.5
	6	738	140	19.0
	7	373	96	25.7
	8	733	155	21.1
	9	590	152	25.8
	10	552	132	23.9
	11	581	152	26.2
	12	779	152	19.5
	13	600	133	22.2
	14	602	103	17.1
	15	786	189	24.0
	16	413	115	27.8
	17	545	102	18.7
	18	793	141	17.8
	19	737	175	23.7
	20	699	174	24.9
Ogden		12,591	2,930	23.3
Parma				
	1	671	193	28.8
	2	805	223	27.7
	3	592	166	28.0
	4	679	214	31.5
	5	438	155	35.4
	6	308	90	29.2
	7	604	220	36.4
	8	789	316	40.1
	9	722	196	27.1
	10	681	201	29.5
	11	694	218	31.4
	12	786	151	19.2
	13	1,096	337	30.7
	14	606	133	21.9
	15	721	210	29.1
Parma		10,192	3,023	29.7

VOTER TURNOUT
2013 GENERAL ELECTION
DETAIL

<u>LEGISLATIVE DISTRICT OR TOWN</u>	<u>ELECTION DISTRICT</u>	<u>VOTERS ELIGIBLE</u>	<u>VOTED</u>	<u>PERCENT TURNOUT</u>
Penfield	1	300	69	23.0
	2	557	174	31.2
	3	425	149	35.1
	4	709	189	26.7
	5	570	220	38.6
	6	534	148	27.7
	7	533	220	41.3
	8	567	151	26.6
	9	636	265	41.7
	10	478	151	31.6
	11	376	103	27.4
	12	558	198	35.5
	13	699	202	28.9
	14	757	222	29.3
	15	825	227	27.5
	16	266	101	38.0
	17	605	193	31.9
	18	411	141	34.3
	19	789	258	32.7
	20	689	230	33.4
	21	664	196	29.5
	22	585	151	25.8
	23	787	233	29.6
	24	772	258	33.4
	25	505	142	28.1
	26	412	105	25.5
	27	627	162	25.8
	28	539	178	33.0
	29	838	200	23.9
	30	970	285	29.4
	31	398	128	32.2
	32	403	105	26.1
	33	559	189	33.8
	34	563	129	22.9
	35	850	214	25.2
	36	578	130	22.5
	37	982	311	31.7
	38	428	123	28.7
	39	460	108	23.5
	40	782	166	21.2
	41	676	194	28.7
	42	536	128	23.9
Penfield		<u>25,198</u>	<u>7,446</u>	<u>29.5</u>
Perinton	1	845	234	27.7
	2	698	171	24.5
	3	485	175	36.1
	4	509	139	27.3
	5	337	76	22.6
	6	472	137	29.0

VOTER TURNOUT
2013 GENERAL ELECTION
DETAIL

<u>LEGISLATIVE DISTRICT OR TOWN</u>	<u>ELECTION DISTRICT</u>	<u>VOTERS ELIGIBLE</u>	<u>VOTED</u>	<u>PERCENT TURNOUT</u>
Perinton	7	626	188	30.0
	8	560	149	26.6
	9	776	229	29.5
	10	651	177	27.2
	11	420	123	29.3
	12	510	145	28.4
	13	469	145	30.9
	14	547	165	30.2
	15	650	128	19.7
	16	437	128	29.3
	17	542	186	34.3
	18	572	187	32.7
	19	522	155	29.7
	20	549	172	31.3
	21	662	212	32.0
	22	398	114	28.6
	23	814	219	26.9
	24	952	287	30.1
	25	435	119	27.4
	26	615	188	30.6
	27	427	124	29.0
	28	445	127	28.5
	29	335	83	24.8
	30	594	133	22.4
	31	678	218	32.2
	32	566	134	23.7
	33	596	166	27.9
	34	666	166	24.9
	35	496	141	28.4
	36	407	79	19.4
	37	589	161	27.3
	38	743	180	24.2
	39	719	157	21.8
	40	416	108	26.0
	41	389	94	24.2
	42	616	118	19.2
	43	1,029	279	27.1
	44	484	140	28.9
	45	894	189	21.1
	46	365	79	21.6
	47	699	140	20.0
	48	489	100	20.4
	49	516	142	27.5
	50	345	43	12.5
	51	708	167	23.6
	52	622	129	20.7
	53	465	146	31.4
	54	1,007	249	24.7
	55	527	177	33.6

VOTER TURNOUT
2013 GENERAL ELECTION
DETAIL

<u>LEGISLATIVE DISTRICT OR TOWN</u>	<u>ELECTION DISTRICT</u>	<u>VOTERS ELIGIBLE</u>	<u>VOTED</u>	<u>PERCENT TURNOUT</u>
Perinton	56	<u>866</u>	<u>167</u>	<u>19.3</u>
Perinton		32,751	8,684	26.5
Pittsford	1	464	160	34.5
	2	493	193	39.1
	3	764	346	45.3
	4	675	217	32.1
	5	437	167	38.2
	6	386	145	37.6
	7	258	93	36.0
	8	528	203	38.4
	9	584	249	42.6
	10	752	163	21.7
	11	473	161	34.0
	12	531	174	32.8
	13	372	156	41.9
	14	660	268	40.6
	15	559	99	17.7
	16	472	140	29.7
	17	703	250	35.6
	18	499	150	30.1
	19	343	145	42.3
	20	579	200	34.5
	21	615	186	30.2
	22	646	268	41.5
	23	508	194	38.2
	24	672	272	40.5
	25	710	239	33.7
	26	538	223	41.4
	27	509	157	30.8
	28	497	146	29.4
	29	562	199	35.4
	30	508	156	30.7
	31	708	196	27.7
	32	578	224	38.8
	33	854	211	24.7
	34	<u>891</u>	<u>170</u>	<u>19.1</u>
Pittsford		19,328	6,520	33.7
Riga	1	916	378	41.3
	2	682	306	44.9
	3	454	212	46.7
	4	647	255	39.4
	5	583	239	41.0
	6	<u>584</u>	<u>221</u>	<u>37.8</u>
Riga		3,866	1,611	41.7

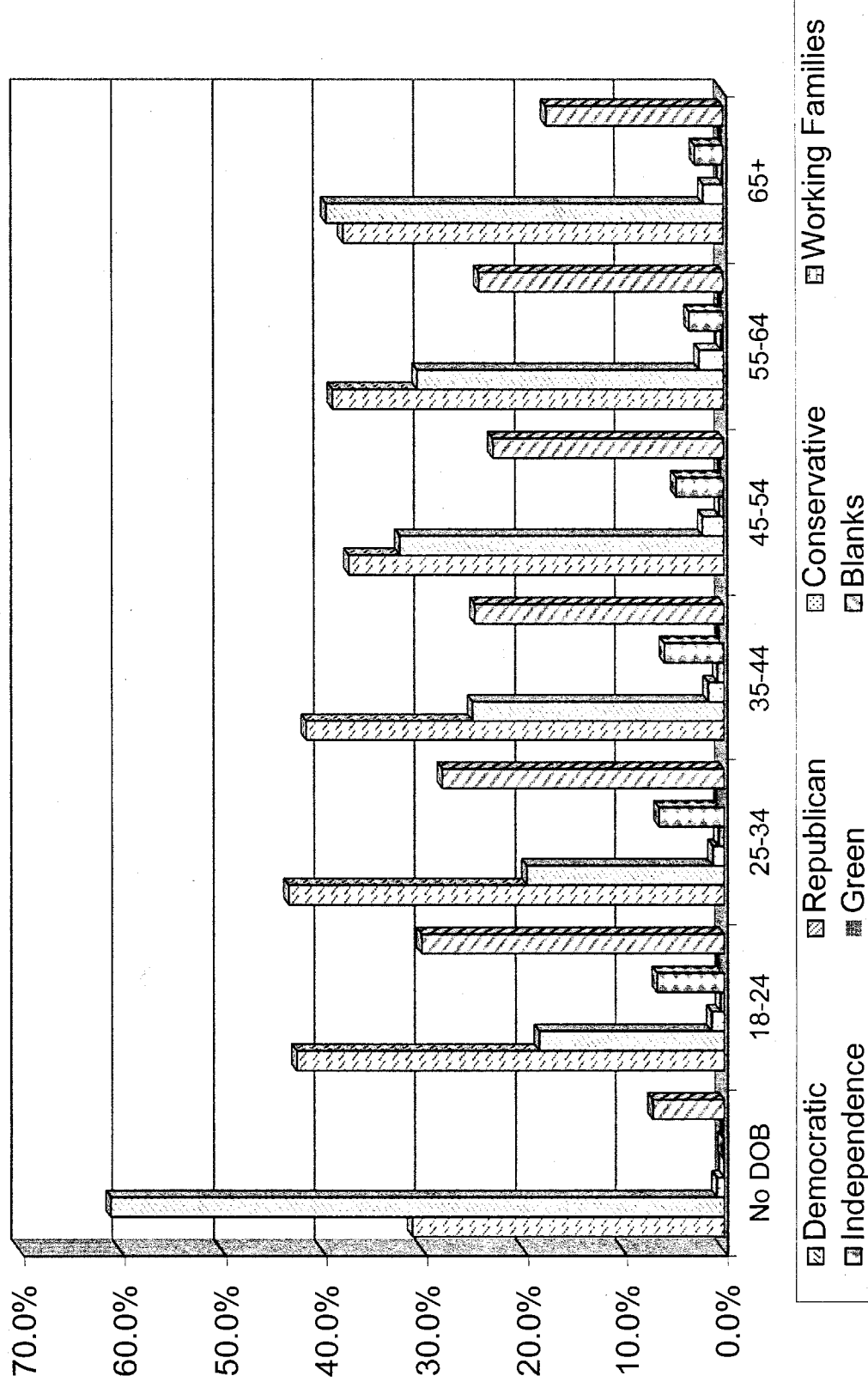
VOTER TURNOUT
2013 GENERAL ELECTION
DETAIL

<u>LEGISLATIVE DISTRICT OR TOWN</u>	<u>ELECTION DISTRICT</u>	<u>VOTERS ELIGIBLE</u>	<u>VOTED</u>	<u>PERCENT TURNOUT</u>
Rush				
	1	723	360	49.8
	2	493	241	48.9
	3	648	390	60.2
	4	<u>678</u>	<u>320</u>	<u>47.2</u>
Rush		2,542	1,311	51.6
Sweden				
	1	616	154	25.0
	2	302	68	22.5
	3	717	155	21.6
	4	752	159	21.1
	5	165	41	24.8
	6	528	123	23.3
	7	563	177	31.4
	8	501	118	23.6
	9	503	88	17.5
	10	753	210	27.9
	11	242	43	17.8
	12	<u>483</u>	<u>120</u>	<u>24.8</u>
Sweden		6,125	1,456	23.8
Webster				
	1	559	187	33.5
	2	848	143	16.9
	3	661	203	30.7
	4	364	72	19.8
	5	625	173	27.7
	6	562	114	20.3
	7	681	166	24.4
	8	528	142	26.9
	9	561	166	29.6
	10	1,248	248	19.9
	11	663	141	21.3
	12	718	230	32.0
	13	538	168	31.2
	14	514	152	29.6
	15	466	122	26.2
	16	860	146	17.0
	17	567	120	21.2
	18	433	93	21.5
	19	897	235	26.2
	20	810	215	26.5
	21	776	157	20.2
	22	657	152	23.1
	23	524	122	23.3
	24	1,349	306	22.7
	25	665	100	15.0
	26	665	137	20.6
	27	574	138	24.0
	28	581	106	18.2
	29	423	125	29.6
	30	478	104	21.8

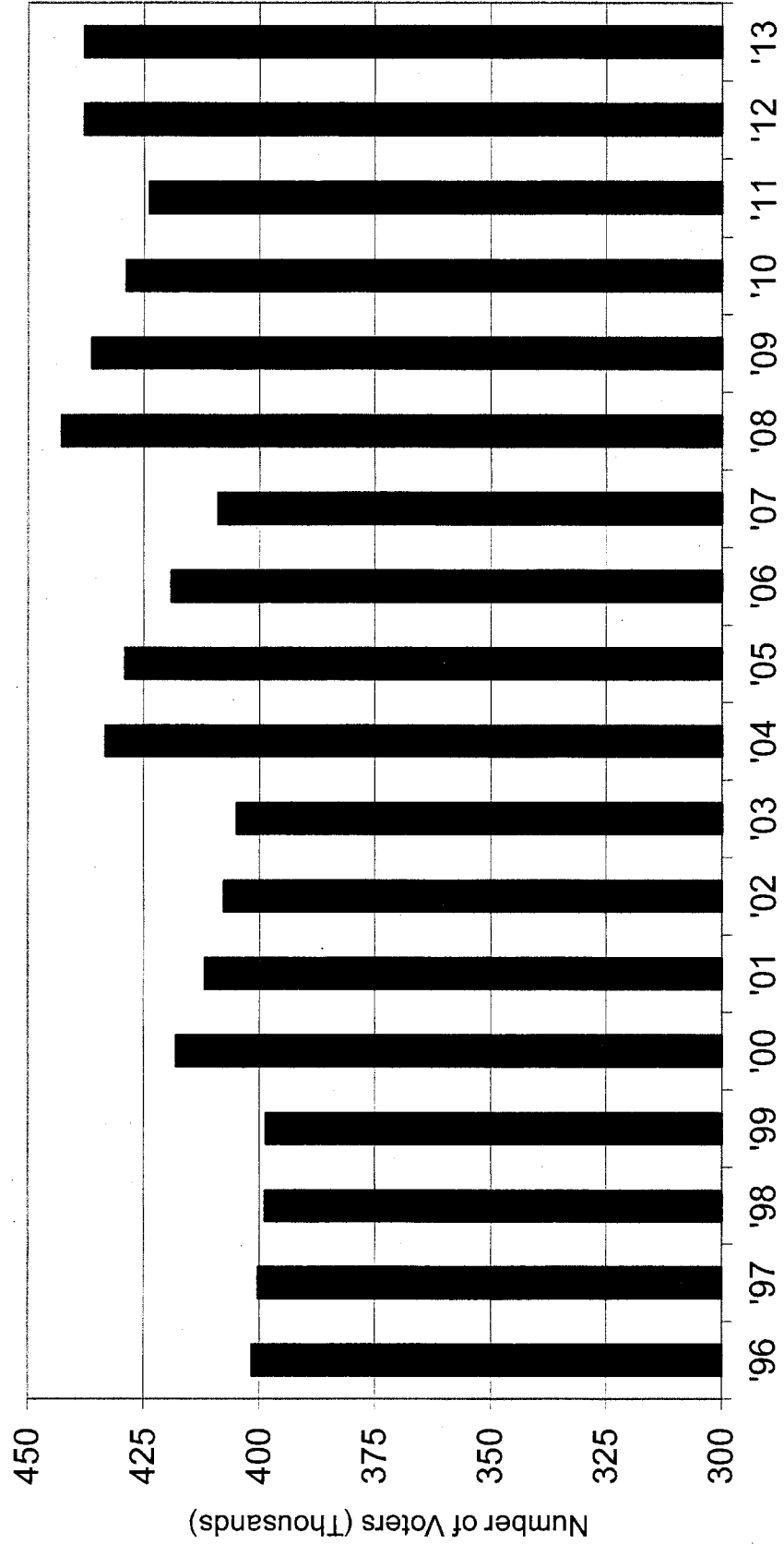
VOTER TURNOUT
2013 GENERAL ELECTION
DETAIL

<u>LEGISLATIVE DISTRICT OR TOWN</u>	<u>ELECTION DISTRICT</u>	<u>VOTERS ELIGIBLE</u>	<u>VOTED</u>	<u>PERCENT TURNOUT</u>
Webster				
	31	783	218	27.8
	32	726	199	27.4
	33	629	183	29.1
	34	364	78	21.4
	35	397	122	30.7
	36	550	129	23.5
	37	990	224	22.6
	38	826	184	22.3
	39	568	172	30.3
	40	934	232	24.8
	41	793	206	26.0
	42	576	125	21.7
	43	488	97	19.9
Webster		28,419	6,852	24.1
Wheatland				
	1	561	136	24.2
	2	577	181	31.4
	3	748	173	23.1
	4	612	137	22.4
	5	680	180	26.5
Wheatland		3,178	807	25.4
TOWNS		337,678	103,849	30.8
GRAND TOTAL:		436,978	138,384	31.7

PARTY ENROLLMENT BY AGE

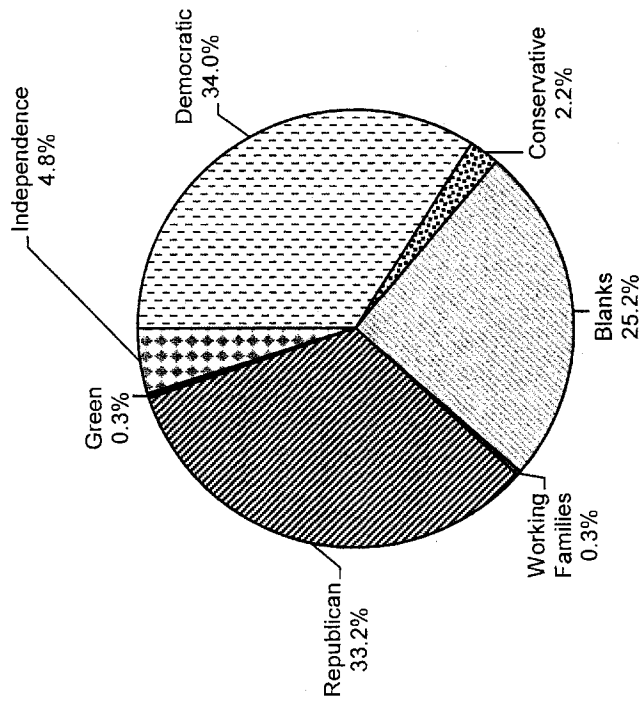


Voter Registration for 1996 - 2013 General Elections

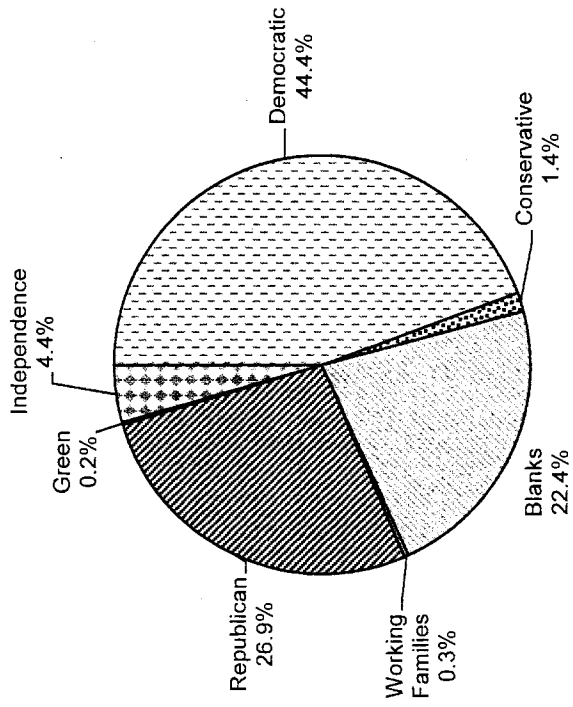


PROFILE OF PARTY ENROLLMENTS

By Gender



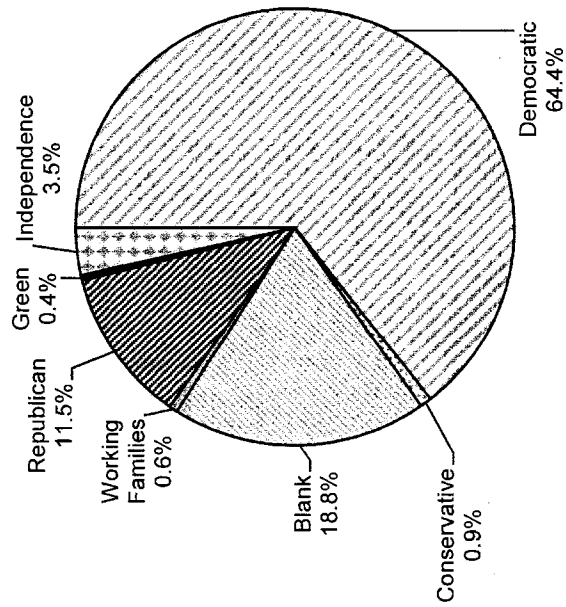
Male



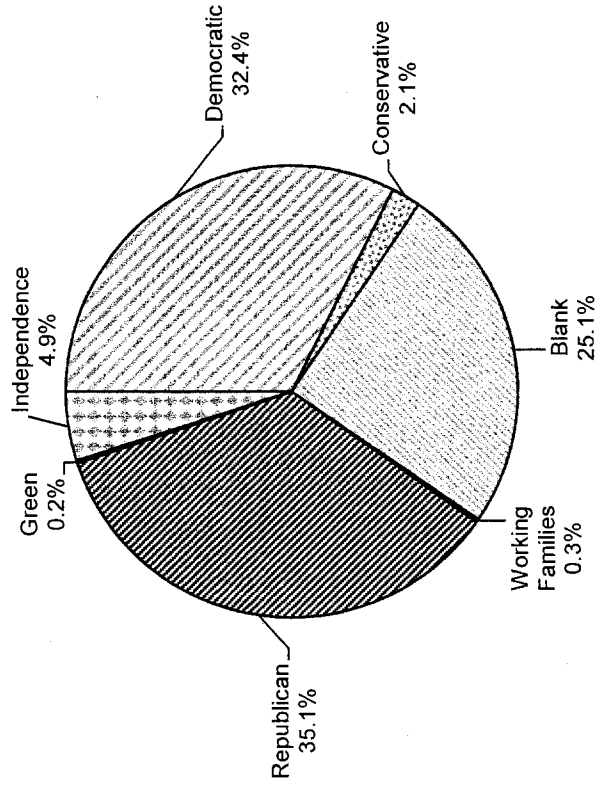
Female

PROFILE OF PARTY ENROLLMENTS

By Location

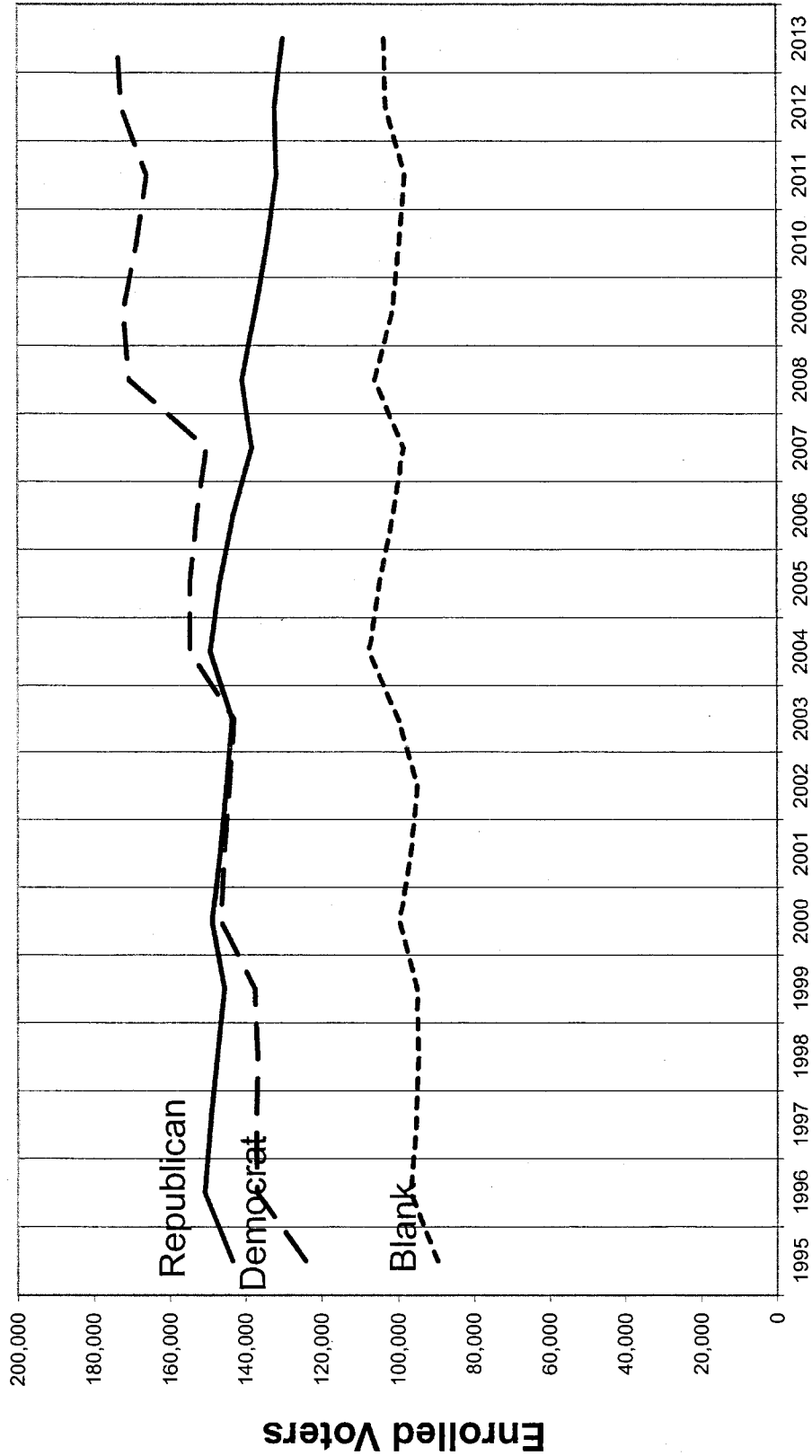


CITY



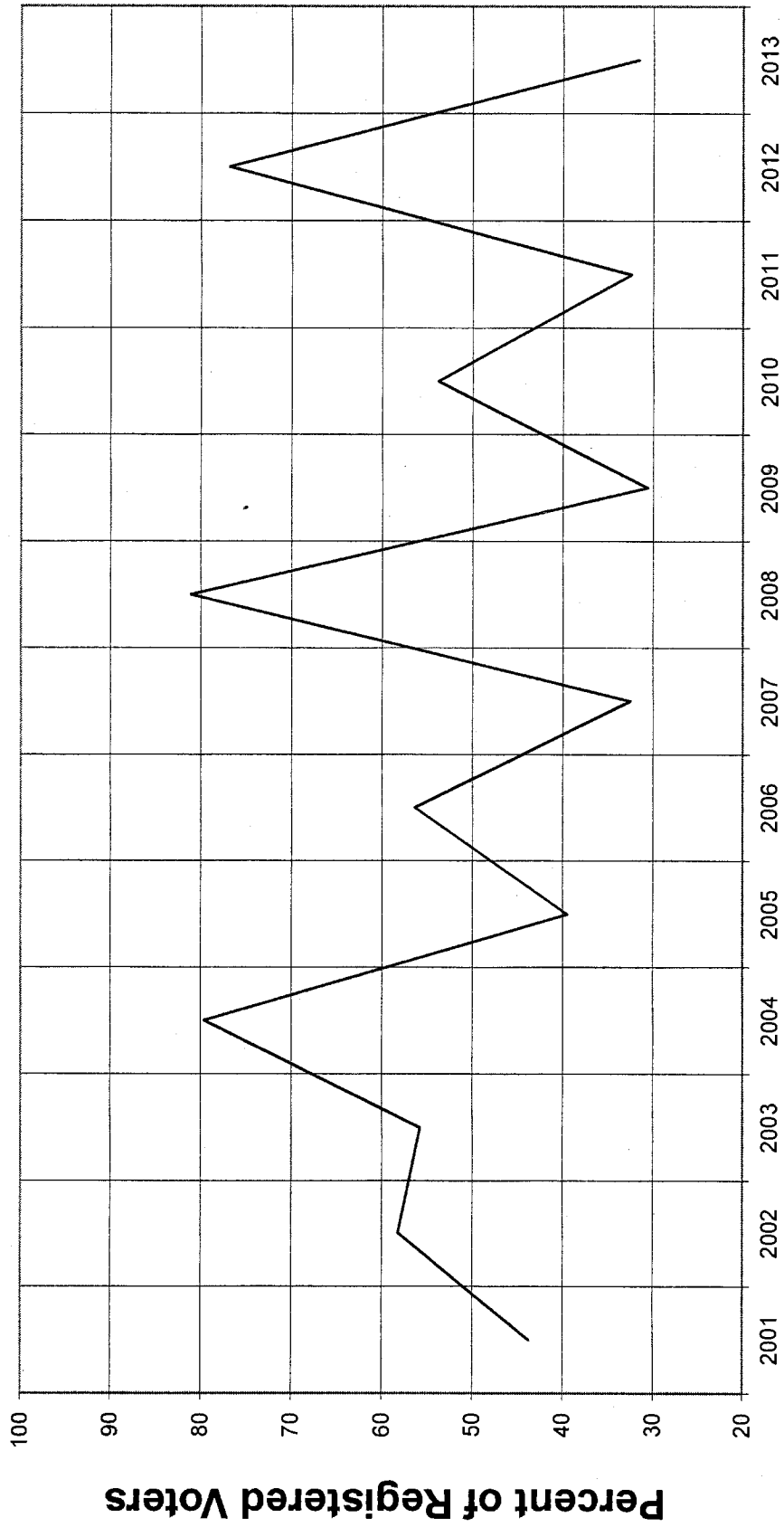
TOWNS

Party Enrollment Trends



Fall Enrollment

Voter Turnout for General Election 2001 Through 2013



VOTER TURNOUT HISTORY

Year	Registered Voters	Number Voting	Turnout
2013	436,978	138,384	31.7%
2012	437,858	336,447	76.8%
2011	423,833	137,514	32.4%
2010	428,736	233,802	54.5%
2009	436,090	133,427	30.6%
2008	442,771	359,083	81.1%
2007	409,701	132,973	32.5%
2006	419,368	236,477	56.4%
2005	428,643	169,183	39.5%
2004	433,210	344,860	79.6%
2003	405,192	226,044	55.8%
2002	407,664	236,691	58.1%
2001	411,870	180,140	43.7%
2000	418,041	322,394	77.1%
1999	398,605	156,007	39.1%
1998	398,749	243,338	61.0%
1997	400,304	175,945	44.0%
1996	401,311	313,531	78.1%
1995	370,380	162,805	44.0%
1994	375,974	260,831	69.4%
1993	372,647	171,732	46.1%
1992	386,447	344,009	89.0%
1991	332,460	236,403	71.1%
1990	339,430	226,634	66.8%
1989	347,479	184,047	53.0%
1988	370,663	314,046	84.7%
1987	329,156	215,370	65.4%
1986	339,971	230,498	67.8%
1985	353,149	154,123	43.6%
1984	380,186	320,191	84.2%
1983	348,622	225,376	64.6%
1982	340,165	256,092	75.3%
1981	329,075	194,989	59.3%
1980	349,265	310,042	88.8%
1979	307,673	219,752	71.4%
1978	316,152	222,064	70.2%
1977	326,078	207,501	63.6%
1976	344,627	306,650	89.0%