



MONROE COUNTY BOARD OF ELECTIONS

39 WEST MAIN STREET • ROCHESTER, NEW YORK 14614 • (585) 753-1550
TTD# 753-1544

PETER M. QUINN
COMMISSIONER

THOMAS F. FERRARESE
COMMISSIONER

DOUGLAS E. FRENCH
DEPUTY COMMISSIONER

COLLEEN ANDERSON
DEPUTY COMMISSIONER

OFFICIAL CANVASS
OF THE
BOARD OF CANVASSERS
OF THE
COUNTY OF MONROE

www.monroecounty.gov/elections

IN RELATION TO THE VOTES GIVEN AT THE **VILLAGE ELECTIONS** HELD ON THE SIXTEENTH DAY OF MARCH, AND THE FIFTEENTH DAY OF JUNE, THE **PRIMARY ELECTION** HELD ON THE FOURTEENTH DAY OF SEPTEMBER, AND THE **GENERAL AND SPECIAL ELECTIONS** HELD IN SAID COUNTY ON THE SECOND DAY OF NOVEMBER

2010

CONTENTS

Canvass of Village Election Results.....	3
Canvass of September Primary Results	4
Canvass of General Election Results	6
Seventh Judicial District Results by County	11
Listing of Party Abbreviations Appearing in Canvass	12
Party Enrollment Graph	13

September 14, 2010 Primary Election Results:

Democratic – Attorney General	14
Democratic – United States Senator(2 Year Unexpired Term)	29
Democratic – Member of Assembly - 131st District	42
Republican – Governor	46
Republican – Lieutenant Governor	59
Republican – United States Senator(6 Year Term).....	72
Republican – United States Senator(2 Year Unexpired Term).....	85
Independence - County Court Judge.....	99
Independence – Family Court Judge.....	113
Conservative – Governor	126
Conservative – County Court Judge	139

November 2, 2010 General Election Results:

Governor & Lieutenant Governor	153
Comptroller	221
Attorney General.....	252
United States Senator(6 Year Term).....	286
United States Senator(2 Year Unexpired Term).....	316
State Supreme Court Justice - 7th Judicial District	350
Representative in Congress - 25th District	371
Representative in Congress - 26th District	375
Representative in Congress - 28th District	381
Representative in Congress - 29th District(2 Year Term)	390
State Senator - 54th District.....	404
State Senator - 55th District.....	405
State Senator - 56th District.....	415
State Senator - 62nd District.....	424
Member of Assembly - 130th District	428
Member of Assembly - 131st District.....	431
Member of Assembly - 132nd District.....	436
Member of Assembly - 133rd District	441
Member of Assembly - 134th District	446
Member of Assembly - 135th District	451
Member of Assembly - 139th District	456
County Court Judge	457
Family Court Judge.....	521

CONTENTS

City Court Judge	551
Clarkson Town Offices.....	557
Penfield Town Offices	558
Riga Town Offices.....	559
Sweden Town Offices	561
Fairport Village Offices.....	562
Voter Turnout - 2010 General Election.....	565
Party Enrollment by Age.....	584
Voter Registration 1993 - 2010	585
Party Enrollment by Gender	586
Party Enrollment by Location.....	587
Party Enrollment Trends	588
Voter Turnout General Elections 1998 - 2010	589
Voter Turnout History	590
 November 2, 2010 Special Election Results:	
Representative in Congress - 29th District(Unexpired Term).....	397

CANVASS OF VILLAGE ELECTION RESULTS

We, Peter M. Quinn and Thomas F. Ferrarese, Board of Elections of the County of Monroe, having canvassed the votes cast at the following elections, do hereby certify that the candidates listed below received the votes set opposite their names:

March 16, 2010

SCOTTSVILLE VILLAGE MAYOR

Village Advocates, Paul F. Gee 116 Votes

SCOTTSVILLE VILLAGE TRUSTEE – 4 YEAR TERM

Village Renewal, Elizabeth C. Murray 101 Votes

Achievement Through Unity, Leslie L. Wagar..... 109 Votes

SCOTTSVILLE VILLAGE TRUSTEE - 2 YEAR TERM

Working For Scottsville, James M. Clark..... 78 Votes

Village First, Tom Foster 38 Votes

June 15, 2010

BROCKPORT VILLAGE TRUSTEE – 3 YEAR TERM

Brockport Village, Carol L. Hannan..... 728 Votes

Preservation, Christopher R. Martin 495 Votes

(Write-In), Daniel P. Kuhn 271 Votes

**BROCKPORT VILLAGE PROPOSITION ONE
SHALL THE VILLAGE OF BROCKPORT BE DISSOLVED?**

Yes 662 Votes

No..... 959 Votes

CANVASS OF PRIMARY ELECTION RESULTS

We, Peter M. Quinn and Thomas F. Ferrarese, Board of Elections of the County of Monroe, having canvassed the votes cast at the Primary Election held in this state on the 14th day of September, 2010, do hereby certify that the following candidates received the votes set opposite their names:

Democratic Party

Attorney General

Richard L. Brodsky	2,182 Votes
Eric T. Schneiderman.....	3,580 Votes
Sean Coffey.....	4,731 Votes
Eric R. Dinallo	1,628 Votes
Kathleen M. Rice	5,345 Votes

United States Senator(2 Year Unexpired Term)

Kirsten E. Gillibrand.....	13,518 Votes
Gail Goode	3,654 Votes

Member of Assembly - 131st District

Willa Powell.....	1,100 Votes
Harry B. Bronson	1,612 Votes
Malik D. Evans	1,368 Votes

Republican Party

Governor

Rick A. Lazio	5,081 Votes
Carl P. Paladino	17,600 Votes

Lieutenant Governor

Gregory J. Edwards.....	7,352 Votes
Thomas V. Ognibene	13,788 Votes

United States Senator(6 Year Term)

Gary Berntsen	10,671 Votes
Jay Townsend.....	10,078 Votes

United States Senator(2 Year Unexpired Term)

Joseph J. DioGuardi	9,312 Votes
David Malpass	7,665 Votes
Bruce Blakeman.....	4,641 Votes

Independence Party

County Court Judge

James J. Piampiano	514 Votes
Vincent M. Dinolfo	555 Votes
Vicki Argento.....	567 Votes
Kelly C. Wolford	420 Votes
Karen L. Morris	408 Votes

Family Court Judge

John Gallagher	693 Votes
La Marr Jeanette Jackson	215 Votes

Conservative Party

Governor

Rick A. Lazio	712 Votes
Ralph C. Lorigo	508 Votes

County Court Judge

Kelly C. Wolford	383 Votes
James J. Piampiano	1,185 Votes
Vincent M. Dinolfo.....	1,232 Votes
Vicki Argento.....	1,123 Votes

CANVASS OF GENERAL ELECTION RESULTS

We, Peter M. Quinn and Thomas F. Ferrarese, Board of Elections of the County of Monroe, having canvassed the votes cast at the General Election held in this state on the 2nd day of November, 2010, hereby certify that the following candidates received the votes set opposite their names:

GOVERNOR AND LIEUTENANT GOVERNOR

Democratic-Independence-Working Families, Andrew M. Cuomo and Robert J. Duffy 141,765 Votes
Republican-Conservative-Taxpayers, Carl P. Paladino and Gregory J. Edwards 80,363 Votes
Green, Howie Hawkins and Gloria Mattera..... 2,402 Votes
Rent Is 2 Damn High, Jimmy McMillan..... 1,733 Votes
Libertarian, Warren Redlich and Alden Link 2,569 Votes
Freedom, Charles Barron and Eva M. Doyle..... 108 Votes
Antiprohibition, Kristin M. Davis and Tanya Gendelman..... 583 Votes

COMPTROLLER

Democratic-Working Families, Thomas P. DiNapoli 90,461 Votes
Republican-Independence-Conservative, Harry Wilson..... 120,719 Votes
Green, Julia A. Willebrand 6,215 Votes
Libertarian, John Gaetani..... 1,872 Votes

ATTORNEY GENERAL

Democratic-Independence-Working Families, Eric T. Schneiderman 112,862 Votes
Republican-Conservative, Dan Donovan..... 101,253 Votes
Libertarian, Carl E. Person..... 2,398 Votes
Freedom, Ramon J. Jimenez. 208 Votes

UNITED STATES SENATOR - 6 YEAR TERM

Democratic-Independence-Working Families, Charles E. Schumer..... 142,858 Votes
Republican-Conservative, Jay Townsend 80,992 Votes
Green, Colia Clark 1,904 Votes
Libertarian/Antiprohibition, Randy A. Credico..... 1,470 Votes

UNITED STATES SENATOR - 2 YEAR UNEXPIRED TERM

Democratic-Independence-Working Families, Kirsten E. Gillibrand.....	127,790 Votes
Republican-Conservative/Taxpayers, Joseph J. DiGuardi.....	89,827 Votes
Green, Cecile A. Lawrence.....	1,756 Votes
Rent is 2 Damn High, Joseph Huff.....	852 Votes
Libertarian, John Clifton.....	1,218 Votes
Antiprohibition, Vivia Morgan.....	573 Votes
Tax Revolt, Bruce Blakeman.....	305 Votes

STATE SUPREME COURT JUSTICE – 7TH JUDICIAL DISTRICT

Democratic, Stephen J. Lynch.....	92,199 Votes
Republican-Independence-Conservative, Henry J. Scudder.....	117,550 Votes

REPRESENTATIVE IN CONGRESS – 25TH DISTRICT

Democratic-Working Families, Daniel B. Maffei.....	17,106 Votes
Republican-Independence-Conservative, Ann Marie Buerkle.....	20,790 Votes

REPRESENTATIVE IN CONGRESS – 26TH DISTRICT

Democratic, Philip A. Fedele.....	13,352 Votes
Republican-Independence-Conservative, Christopher J. Lee.....	32,944 Votes

REPRESENTATIVE IN CONGRESS 28TH DISTRICT

Democratic-Independence-Working Families, Louise M. Slaughter.....	45,900 Votes
Republican-Conservative, Jill A. Rowland.....	19,619 Votes

REPRESENTATIVE IN CONGRESS 29TH DISTRICT - 2 YEAR TERM

Democratic-Working Families, Matthew C. Zeller.....	33,961 Votes
Republican-Independence-Conservative, Thomas W. Reed, II.....	38,604 Votes

REPRESENTATIVE IN CONGRESS 29TH DISTRICT - UNEXPIRED TERM

Democratic-Working Families, Matthew C. Zeller.....	31,599 Votes
Republican-Independence-Conservative, Thomas W. Reed, II.....	36,339 Votes

STATE SENATOR – 54TH DISTRICT

Democratic-Working Families, Edward J. O'Shea 5,585 Votes
Republican-Independence-Conservative, Michael F. Nozzolio..... 10,224 Votes

STATE SENATOR – 55TH DISTRICT

Democratic-Cut Taxes Add Jobs, Mary Wilmot..... 50,163 Votes
Republican-Independence-Conservative, Jim Alesi 57,025 Votes

STATE SENATOR – 56TH DISTRICT

Democratic-Working Families, Robin Wilt..... 28,678 Votes
Republican-Independence-Conservative, Joseph E. Robach..... 46,506 Votes

STATE SENATOR – 62ND DISTRICT

Democratic, Amy Hope Witryol..... 9,086 Votes
Republican-Independence-Conservative-Working Families, George D. Maziarz..... 15,347 Votes

MEMBER OF ASSEMBLY – 130TH DISTRICT

Democratic, David R. Nachbar 12,067 Votes
Republican-Independence-Conservative, Sean T. Hanna..... 14,508 Votes

MEMBER OF ASSEMBLY – 131ST DISTRICT

Democratic-Working Families, Harry B. Bronson 16,318 Votes
Republican-Independence-Conservative, Kenneth R. Kraus..... 13,367 Votes

MEMBER OF ASSEMBLY – 132ND DISTRICT

Democratic-Independence, Joseph D. Morelle 24,640 Votes
Republican, Mark S. Scuderi 15,772 Votes

MEMBER OF ASSEMBLY – 133RD DISTRICT

Democratic, David F. Gantt 14,972 Votes

MEMBER OF ASSEMBLY – 134th DISTRICT

Democratic, David G. Zimmerman..... 11,998 Votes
Republican-Independence-Conservative, Bill Reilich.....27,407 Votes

MEMBER OF ASSEMBLY – 135th DISTRICT

Democratic-Independence-Working Families, David R. Koon..... 25,485 Votes
Republican-Conservative, Mark C. Johns.....26,884 Votes

MEMBER OF ASSEMBLY – 139th DISTRICT

Democratic, Christopher M. Barons. 2,442 Votes
Republican-Independence-Conservative, Stephen M. Hawley..... 7,115 Votes

COUNTY COURT JUDGE

Democratic-Working Families, Kelly C. Wolford..... 104,883 Votes
Democratic-Working Families, Karen L. Morris..... 96,551 Votes
Democratic-Working Families, Vincent J. Rizzo 82,462 Votes
Republican-Independence-Conservative, Vicki Argento..... 108,019 Votes
Republican-Independence-Conservative, Vincent M. Dinolfo..... 122,344 Votes
Republican-Independence-Conservative, James J. Piampiano 117,673 Votes

FAMILY COURT JUDGE

Democratic-Working Families, La Marr Jeanette Jackson 84,961 Votes
Republican-Independence-Conservative, John Gallagher 128,438 Votes

CITY COURT JUDGE

Democratic, Teresa D. Johnson 29,571 Votes

CLARKSON TOWN JUSTICE

Democratic, Jeffrey J. Harradine 525 Votes
Republican-Independence-Conservative, Christopher T. Wilcox 1,487 Votes

PENFIELD MEMBER OF TOWN COUNCIL – 1 YEAR TERM

Democratic-Working Families, Thomas N. Trevett..... 6,060 Votes
Republican-Independence-Conservative, Rob Quinn..... 8,085 Votes

RIGA TOWN JUSTICE

Republican-Conservative, Richard E. Stowe 1,827 Votes

RIGA MEMBER OF TOWN COUNCIL – 1 YEAR TERM

Republican-Independence-Conservative, Brad O'Brocta..... 1,798 Votes

SWEDEN TOWN JUSTICE

Republican-Independence-Conservative, Robert P. Connors 2,616 Votes

FAIRPORT VILLAGE MAYOR

Democratic-Fairport First, Wayne R. Shipman 885 Votes

Republican-Independence-Conservative, Frederick H. May 1,425 Votes

FAIRPORT VILLAGE TRUSTEE

Democratic-Fairport First, Christine O. Heisman 1,130 Votes

Democratic-Independence/Fairport First, Timothy J. Slisz 1,228 Votes

Republican-Independence-Conservative, Kenneth G. Rohr 1,185 Votes

Republican-Conservative, Sean M. Delehanty 1,023 Votes

FAIRPORT VILLAGE JUSTICE

Republican-Independence-Conservative, Vincent M. Barone 1,912 Votes

**SEVENTH JUDICIAL DISTRICT
RESULTS OF NOVEMBER 2, 2010 GENERAL ELECTION BY COUNTY**

Stephen J. Lynch

<u>County</u>	<u>Democratic</u>
Cayuga	9,166
Livingston	6,070
Monroe	92,199
Ontario	11,765
Seneca	3,638
Steuben	5,532
Wayne	7,823
Yates	2,140

Totals	138,333

Henry J. Scudder

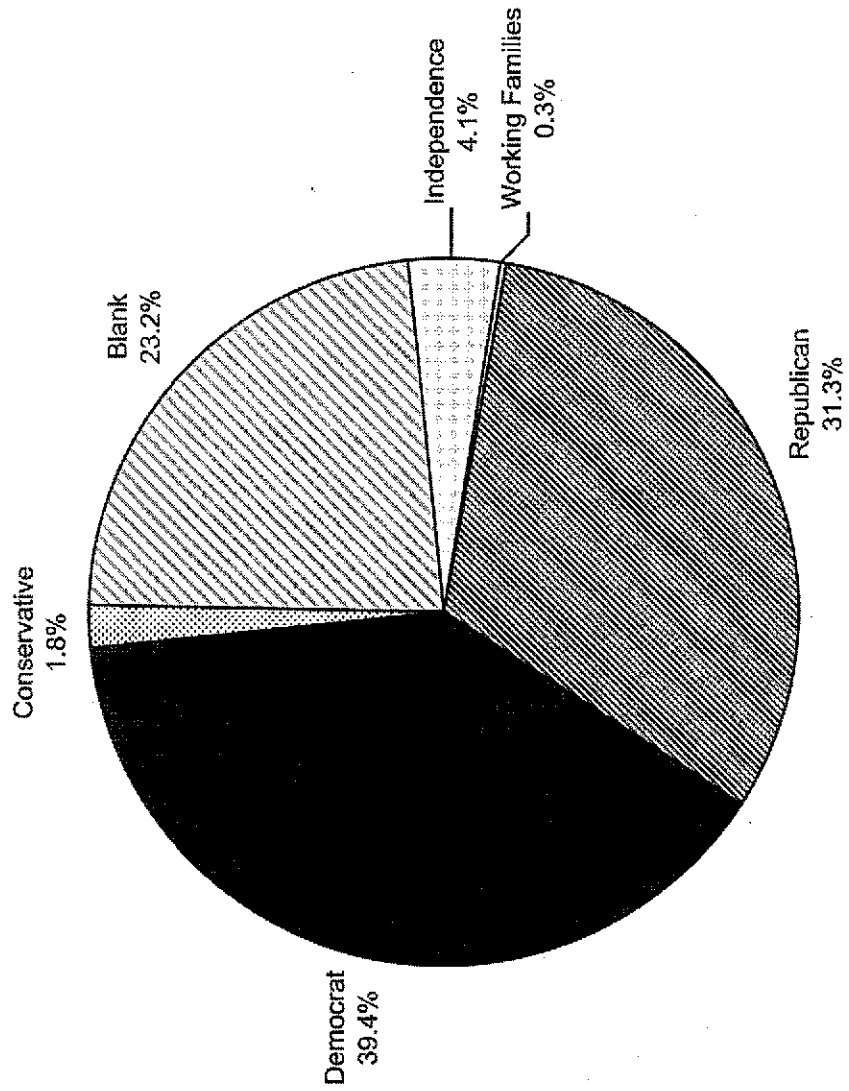
<u>County</u>	<u>Republican</u>	<u>Independence</u>	<u>Conservative</u>
Cayuga	8,933	717	1,646
Livingston	9,805	725	1,637
Monroe	88,297	10,337	18,916
Ontario	16,023	1,317	2,730
Seneca	4,582	383	642
Steuben	18,075	1,197	1,515
Wayne	12,921	1,102	2,867
Yates	3,735	264	473
	-----	-----	-----
Totals	162,371	16,042	30,426

PARTY ABBREVIATIONS APPEARING IN CANVASS

AAP	Antiprohibition
CON	Conservative
CTJ	Cut Taxes Add Jobs
DEM	Democratic
FFP	Fairport First
FRE	Freedom
GRN	Green
IND	Independence
LBT	Libertarian
REP	Republican
RTH	Rent is 2 Damn High
TPP	Taxpayers
TRP	Tax Revolt
WOR	Working Families

PROFILE OF PARTY ENROLLMENT

County of Monroe



ATTORNEY GENERAL
DEMOCRATIC PRIMARY
SUMMARY

LEGISLATIVE DISTRICT OR TOWN	TOTAL VOTERS	RICHARD L. BRODSKY	ERIC T. SCHNEIDERMAN	SEAN COFFEY	ERIC R. DINALLO	KATHLEEN M. RICE	SCATTER
		5A	6A	7A	8A	9A	
Leg. Dist. 06	307	17	29	38	10	54	0
Leg. Dist. 07	219	15	19	36	12	25	1
Leg. Dist. 21	1,382	121	255	249	102	285	13
Leg. Dist. 22	448	62	76	98	44	101	2
Leg. Dist. 23	1,483	131	345	244	93	262	1
Leg. Dist. 24	1,070	101	265	198	53	198	3
Leg. Dist. 25	1,113	137	259	217	64	284	8
Leg. Dist. 26	550	27	66	74	33	101	3
Leg. Dist. 27	1,138	118	233	241	60	257	11
Leg. Dist. 28	641	39	116	99	37	143	4
Leg. Dist. 29	950	120	160	168	47	210	6
CITY	9,301	888	1,823	1,662	555	1,920	52
Brighton	2,935	257	453	332	169	425	8
Chili	2,045	77	68	179	41	219	2
Clarkson	433	3	20	23	8	32	0
East Rochester	330	5	7	31	9	41	2
Gates	1,507	52	46	175	56	142	6
Greece	4,897	152	162	405	144	504	15
Hamlin	645	9	9	29	5	31	0
Henrietta	2,039	102	93	187	57	239	2
Irondequoit	3,220	143	181	358	153	365	4
Mendon	747	18	26	43	23	48	1
Ogden	1,133	17	33	81	18	52	2
Parma	965	21	16	45	15	60	1
Penfield	2,656	81	120	234	78	272	1
Perinton	3,656	105	177	351	103	358	7
Pittsford	2,593	100	177	217	86	248	4
Riga	471	11	6	33	7	30	0
Rush	302	15	7	33	5	21	0
Sweden	640	25	40	44	13	44	0
Webster	2,743	84	90	226	74	258	4
Wheatland	340	17	26	43	9	36	0
TOWNS	34,297	1,294	1,757	3,069	1,073	3,425	59
GRAND TOTAL:	43,598	2,182	3,580	4,731	1,628	5,345	111

ATTORNEY GENERAL
DEMOCRATIC PRIMARY
DETAIL

LEGISLATIVE DISTRICT OR TOWN	ELECTION DISTRICT	TOTAL VOTERS	RICHARD L. BRODSKY 5A	ERIC T. SCHNEIDERMAN 6A	SEAN COFFEY 7A	ERIC R. DINALLO 8A	KATHLEEN M. RICE 9A	SCATTER
Leg. Dist. 06	1	87	6	7	11	2	12	0
	2 / 3	68	6	2	9	3	12	0
	4 / 5	95	2	13	12	2	14	0
	6	57	3	7	6	3	16	0
Leg. Dist. 06		307	17	29	38	10	54	0
Leg. Dist. 07	1	80	1	9	9	7	7	0
	2	82	9	4	18	3	11	0
	3	57	5	6	9	2	7	1
Leg. Dist. 07		219	15	19	36	12	25	1
Leg. Dist. 21	1 / 24	118	10	19	26	12	10	0
	2 / 10	144	7	32	19	9	22	0
	3 / 4 / 15	102	11	14	19	3	26	2
	5 / 16 / 32	65	1	10	12	7	14	0
	6	81	5	12	15	6	20	2
	7	61	2	8	4	7	16	1
	8	18	2	4	1	2	5	0
	9	53	6	12	11	3	8	0
	11 / 22-1	57	1	12	15	4	11	1
	12	60	8	10	14	1	13	0
	13 / 23-15	58	6	19	6	5	11	0
	14	95	11	14	13	7	18	1
	17 / 28	53	5	15	9	2	14	0
	18	35	1	5	9	6	4	0
	19	17	0	5	2	2	5	1
	20	25	2	5	4	3	4	0
	21	44	6	6	9	1	13	2
	22	26	3	6	6	0	2	1
	23	31	3	3	5	1	14	0
	25 / 27	59	9	14	10	3	15	1
	26	31	6	7	3	4	7	1
	29	13	4	3	2	1	1	0
	30 / 22-8 / 22-22	60	2	6	16	6	20	0
	31 / 34	21	3	7	1	1	6	0
	33 / 23-13	55	7	7	18	6	6	0
Leg. Dist. 21		1,382	121	255	249	102	285	13

ATTORNEY GENERAL
DEMOCRATIC PRIMARY
DETAIL

LEGISLATIVE DISTRICT OR TOWN	ELECTION DISTRICT	TOTAL VOTERS	RICHARD L. BRODSKY 5A	ERIC T. SCHNEIDERMAN 6A	SEAN COFFEY 7A	ERIC R. DINALLO 8A	KATHLEEN M. RICE 9A	SCATTER
Leg. Dist. 22								
	2 / 13	17	1	3	3	1	5	1
	3	38	3	8	20	6	1	0
	4 / 16 / 19	33	7	5	7	2	9	0
	5	21	2	4	6	3	3	0
	6	29	5	5	6	1	7	0
	7	23	0	3	6	3	3	0
	9	24	9	3	3	0	8	0
	10 / 17	35	4	4	6	1	14	0
	11 / 21	54	6	5	10	5	13	0
	12 / 23	37	2	10	9	6	7	0
	14 / 15	73	19	15	10	5	18	0
	18	23	2	3	6	3	4	1
	20 / 29-27	28	1	5	3	7	6	0
	24	13	1	3	3	1	3	0
		<u>448</u>	<u>62</u>	<u>76</u>	<u>98</u>	<u>44</u>	<u>101</u>	<u>2</u>
Leg. Dist. 22								
Leg. Dist. 23								
	1 / 6 / 9	111	8	38	12	4	20	0
	2 / 3 / 11	179	12	62	28	17	21	0
	4 / 12 / 22	211	18	45	32	17	45	0
	5 / 7	94	6	17	29	4	13	0
	8 / 14	83	8	21	11	4	11	0
	10 / 20	153	14	47	23	11	28	0
	16 / 24-16	86	12	11	19	6	14	0
	17 / 18	108	12	16	17	7	25	1
	19 / 27	82	4	8	10	2	20	0
	21	78	9	20	14	2	11	0
	23	25	3	3	4	0	6	0
	24	58	8	12	4	2	15	0
	25 / 26	215	17	45	41	17	33	0
		<u>1,483</u>	<u>131</u>	<u>345</u>	<u>244</u>	<u>93</u>	<u>262</u>	<u>1</u>
Leg. Dist. 23								
Leg. Dist. 24								
	1 / 13	196	11	70	35	6	32	2
	2 / 3	182	23	51	27	11	35	1
	4 / 10	139	15	41	31	4	25	0
	5	76	10	21	15	2	9	0
	6	43	2	4	9	1	10	0
	7	46	4	8	8	5	8	0
	8 / 9	102	7	18	14	11	20	0
	11 / 12	45	7	9	7	2	10	0
	14 / 15	215	19	42	48	8	42	0
	17	26	3	1	4	3	7	0
		<u>1,070</u>	<u>101</u>	<u>265</u>	<u>198</u>	<u>53</u>	<u>198</u>	<u>3</u>
Leg. Dist. 24								

ATTORNEY GENERAL
DEMOCRATIC PRIMARY
DETAIL

LEGISLATIVE DISTRICT OR TOWN	ELECTION DISTRICT	TOTAL VOTERS	RICHARD L. BRODSKY 5A	ERIC T. SCHNEIDERMAN 6A	SEAN COFFEY 7A	ERIC R. DINALLO 8A	KATHLEEN M. RICE 9A	SCATTER
Leg. Dist. 25								
	1 / 22	76	5	24	14	5	16	2
	2	48	4	10	9	2	21	1
	3	93	16	16	20	5	29	0
	4	5	1	1	0	0	2	0
	5 / 10	93	16	19	21	8	21	1
	6	68	13	12	21	5	11	0
	7 / 13	86	8	25	18	6	26	0
	8 / 27-9	96	16	18	14	4	41	0
	9 / 11	68	10	12	14	1	22	1
	12	69	4	20	11	3	17	0
	14 / 24	91	14	26	14	5	12	0
	15 / 27-18	71	4	19	16	3	23	0
	16 / 23	7	0	2	3	0	0	0
	17	15	2	0	5	0	4	0
	18	107	10	21	17	6	23	2
	19 / 21	35	1	17	2	3	1	0
	20 / 25	85	13	17	18	8	15	1
Leg. Dist. 25		1,113	137	259	217	64	284	8
Leg. Dist. 26								
	1 / 2 / 13 / 28-10	70	3	15	10	2	14	0
	3 / 4	86	4	9	4	1	18	1
	5 / 11	50	3	6	8	4	11	1
	7 / 8	72	7	5	12	3	12	1
	9 / 14	67	3	6	8	3	10	0
	10 / 12	103	5	14	12	12	22	0
	15 / 28-18 / 28-19	67	2	9	13	3	11	0
	16	35	0	2	7	5	3	0
Leg. Dist. 26		550	27	66	74	33	101	3
Leg. Dist. 27								
	1 / 2	104	6	18	27	4	24	1
	3 / 24	63	7	11	19	3	11	0
	4 / 5	128	6	30	24	7	30	0
	6 / 17	84	9	20	18	6	14	0
	7 / 12	90	9	15	21	4	12	3
	8	45	5	9	7	2	11	1
	10 / 11	110	11	13	18	8	24	1
	13 / 21	78	8	20	15	5	24	0
	14	39	4	5	7	2	14	0
	15	60	11	8	9	3	18	1
	16	57	6	15	15	2	15	0
	19 / 23	94	7	32	22	5	19	0
	20	30	2	6	5	2	13	2

ATTORNEY GENERAL
DEMOCRATIC PRIMARY
DETAIL

LEGISLATIVE DISTRICT OR TOWN	ELECTION DISTRICT	TOTAL VOTERS	RICHARD L. BRODSKY 5A	ERIC T. SCHNEIDERMAN 6A	SEAN COFFEY 7A	ERIC R. DINALLO 8A	KATHLEEN M. RICE 9A	SCATTER
Leg. Dist. 27	22	91	20	21	22	3	16	1
	27	33	2	6	8	3	5	0
	28	32	5	4	4	1	7	1
Leg. Dist. 27		1,138	118	233	241	60	257	11
Leg. Dist. 28	1 / 5 / 16	104	7	14	18	5	24	1
	2 / 3	51	1	6	13	3	12	0
	4	52	3	10	9	3	13	0
	6 / 9	45	2	10	4	3	7	0
	7	54	0	12	10	1	13	1
	8	71	13	13	8	4	19	0
	11 / 13 / 25	71	6	14	12	3	16	0
	12	18	1	3	2	2	4	1
	14 / 15 / 22	63	2	11	8	4	16	0
	17	6	1	1	2	1	0	0
	21	44	1	6	4	5	6	0
	23 / 24	62	2	16	9	3	13	1
Leg. Dist. 28		641	39	116	99	37	143	4
Leg. Dist. 29	1	2	0	0	0	0	0	0
	2 / 26	35	6	7	8	1	7	0
	3 / 8 / 9	120	18	22	17	5	25	0
	4 / 6	79	15	14	11	3	16	1
	5 / 7	50	4	7	7	3	14	2
	10	32	1	8	2	0	7	0
	11 / 14	74	9	6	16	3	18	0
	12 / 24	82	8	14	21	5	18	1
	13	14	3	3	2	0	2	0
	15 / 16	50	6	8	13	3	12	0
	17	0	0	0	0	0	0	0
	18	62	1	16	12	4	10	1
	19	27	2	4	6	2	6	0
	20	41	4	13	5	4	10	0
	21	60	5	11	10	4	17	0
	22	61	18	11	14	3	11	0
	23	75	7	5	17	5	15	1
	25	86	13	11	7	2	22	0
Leg. Dist. 29 CITY		950	120	160	168	47	210	6
Brighton		9,301	888	1,823	1,662	555	1,920	52
	1 / 13	137	15	28	11	11	18	0
	2 / 26 / 44	110	8	11	14	4	8	0

ATTORNEY GENERAL
DEMOCRATIC PRIMARY
DETAIL

LEGISLATIVE DISTRICT OR TOWN	ELECTION DISTRICT	TOTAL VOTERS	RICHARD	ERIC	SEAN	ERIC	KATHLEEN	SCATTER
			L BRODSKY	T. SCHNEIDERMAN	COFFEY	R. DINALLO	M. RICE	
			5A	6A	7A	8A	9A	
Brighton	3	69	6	4	9	1	13	0
	4 / 5	109	13	32	9	8	17	0
	6	92	8	10	15	5	14	0
	7 / 11 / 15	209	15	30	28	10	23	0
	8 / 16 / 18	170	14	26	15	9	25	2
	9	68	5	14	9	3	9	0
	10 / 21	122	9	16	8	6	17	2
	12	79	5	14	11	10	13	0
	14 / 30	237	36	17	23	13	47	0
	17	32	8	8	4	2	2	1
	19	57	7	12	2	3	11	1
	20 / 35	104	9	16	16	8	16	0
	22 / 37 / 42	169	11	21	24	12	29	0
	23 / 33	150	16	37	16	5	23	0
	24 / 34	172	12	13	24	11	22	0
	25 / 27	118	11	23	15	4	20	0
	28	72	8	14	9	5	15	0
	29 / 39	124	4	19	13	10	11	1
	31 / 32	142	4	34	15	5	19	0
	36 / 45	57	3	4	5	5	10	0
	38	83	5	14	10	7	7	0
	40 / 46	132	8	28	13	8	17	1
	41 / 43	121	17	8	14	4	19	0
		<u>2,935</u>	<u>257</u>	<u>453</u>	<u>332</u>	<u>169</u>	<u>425</u>	<u>8</u>
Brighton Chili	1 / 19	133	6	6	11	2	12	0
	2	103	2	1	7	2	14	0
	3	76	6	4	5	4	9	0
	4 / 30 / 32	132	10	5	10	2	19	0
	5 / 23 / 29	128	4	7	15	4	12	0
	6 / 9	123	6	4	12	0	10	0
	7 / 15	75	3	4	6	2	12	0
	8	79	6	1	11	0	4	0
	10	60	3	0	1	2	5	0
	11 / 12	101	1	1	2	5	6	0
	13 / 21	142	1	3	20	2	12	0
	14	83	2	7	5	1	7	0
	16 / 22	107	5	3	17	1	15	0
	17	177	3	4	9	2	14	0
	18 / 26	131	7	1	11	5	17	2
	20	71	1	4	9	1	9	0
	24	106	0	3	8	1	10	0

ATTORNEY GENERAL
DEMOCRATIC PRIMARY
DETAIL

LEGISLATIVE DISTRICT OR TOWN	ELECTION DISTRICT	TOTAL VOTERS	RICHARD L. BRODSKY 5A	ERIC T. SCHNEIDERMAN 6A	SEAN COFFEY 7A	ERIC R. DINALLO 8A	KATHLEEN M. RICE 9A	SCATTER
Chili								
	25 / 28	90	3	6	5	2	19	0
	27	52	4	3	5	1	3	0
	31	1	0	0	0	0	0	0
	33	75	4	1	10	2	10	0
Chili		2,045	77	68	179	41	219	2
Clarkson								
	1 / 3	159	3	11	9	2	15	0
	2 / 5	123	0	6	7	3	8	0
	4	92	0	1	5	2	7	0
	6	59	0	2	2	1	2	0
Clarkson		433	3	20	23	8	32	0
East Rochester								
	1	57	1	2	4	3	13	0
	2 / 3	101	0	2	13	3	7	0
	4 / 5	78	1	1	5	2	5	1
	6 / 7	94	3	2	9	1	16	1
East Rochester		330	5	7	31	9	41	2
Gates								
	1 / 11	66	1	4	8	4	3	1
	2 / 4	76	3	1	8	5	8	0
	3 / 15	99	7	2	16	4	8	0
	5 / 23	158	5	7	19	5	17	0
	6 / 10 / 22	119	2	2	7	6	13	1
	7	74	5	2	6	2	4	0
	8 / 19 / 28	119	3	3	7	1	15	2
	9 / 33	105	8	5	16	5	13	1
	12 / 32	82	4	2	6	3	10	0
	13	27	0	1	2	2	4	0
	14 / 16	70	1	3	12	4	7	0
	17 / 29	85	1	5	14	3	10	0
	18 / 34	73	3	2	11	2	5	0
	20 / 25	90	3	0	9	1	3	1
	21 / 31	75	0	1	5	2	6	0
	24	48	1	0	8	2	8	0
	26 / 35	92	3	2	13	0	4	0
	27 / 30	49	2	4	8	5	4	0
Gates		1,507	52	46	175	56	142	6
Greece								
	1 / 21 / 30	88	4	5	12	0	15	0
	2 / 34	109	2	5	2	0	7	0
	3 / 52	102	3	2	7	4	11	2
	4 / 75	99	8	3	5	2	10	0

ATTORNEY GENERAL
DEMOCRATIC PRIMARY
DETAIL

LEGISLATIVE DISTRICT OR TOWN	ELECTION DISTRICT	TOTAL VOTERS	RICHARD L. BRODSKY 5A	ERIC T. SCHNEIDERMAN 6A	SEAN COFFEY 7A	ERIC R. DINALLO 8A	KATHLEEN M. RICE 9A	SCATTER
Greece	5 / 8	52	3	1	4	1	7	0
	6 / 7	60	3	2	8	0	3	0
	9 / 20	81	2	3	10	2	7	1
	10 / 11 / 25	71	4	3	6	1	12	0
	12 / 46	55	2	4	2	2	7	0
	13 / 40	81	2	4	8	1	13	0
	14 / 83	64	3	5	7	1	9	0
	15 / 71	98	3	2	7	0	4	0
	16 / 38 / 76	152	8	0	13	2	18	0
	17 / 39	93	4	1	6	1	12	0
	18 / 67	85	0	4	10	1	4	0
	19 / 23	136	13	3	19	6	13	0
	22 / 63	69	1	0	12	6	7	0
	24 / 109	106	0	4	9	2	7	0
	26	44	0	3	4	0	6	1
	27 / 108	57	2	1	4	1	5	2
	28 / 45	102	0	5	4	3	7	1
	29 / 66	89	3	3	13	7	8	0
	31 / 47	69	1	2	5	1	11	0
	32	26	0	3	3	3	3	0
	33 / 57	65	1	5	3	0	8	0
	35 / 84	137	5	5	14	7	12	1
	36 / 42	92	4	2	9	3	9	1
	37 / 81	76	2	0	2	4	7	0
	41 / 48 / 78	110	1	5	13	4	12	1
	43 / 107	77	1	0	2	1	6	0
	44	63	1	2	4	4	10	0
	49 / 55	95	1	2	9	3	9	0
	50 / 56	129	2	13	6	3	7	0
	51 / 68	90	1	4	9	3	12	0
	53 / 72	74	1	3	4	3	14	0
	54	30	1	1	3	0	0	0
	58 / 90	97	0	2	7	6	9	1
	59 / 61	73	4	0	7	3	10	0
	60 / 95	62	3	1	4	3	13	0
	62 / 101	69	1	2	4	5	6	0
	64 / 80	85	1	0	3	2	4	0
	65	69	5	2	4	3	8	1
	69 / 94	93	5	3	9	4	9	0
	70	78	2	1	9	1	0	0
	73 / 85	81	4	5	8	0	7	0
	74 / 82	55	3	5	1	2	12	0
	77	67	1	5	4	1	11	0

ATTORNEY GENERAL
DEMOCRATIC PRIMARY
DETAIL

LEGISLATIVE DISTRICT OR TOWN	ELECTION DISTRICT	TOTAL VOTERS	RICHARD	ERIC	SEAN	ERIC	KATHLEEN	SCATTER
			L BRODSKY	T. SCHNEIDERMAN	COFFEY	R. DINALLO	M. RICE	
			5A	6A	7A	8A	9A	
Greece								
	79	61	1	1	6	1	2	0
	86	82	2	1	7	1	11	0
	87	49	1	1	3	2	6	0
	88 / 104 / 105	108	7	6	7	1	10	0
	89 / 99	80	3	2	5	0	9	1
	91	92	2	0	5	3	7	0
	92 / 100	137	3	2	19	6	14	1
	93	79	6	6	8	4	14	0
	96	32	1	0	1	1	4	0
	97	138	3	4	11	6	8	1
	98 / 106	82	0	2	9	2	7	0
	102 / 103	102	2	1	6	5	11	0
		<u>4,897</u>	<u>152</u>	<u>162</u>	<u>405</u>	<u>144</u>	<u>504</u>	<u>15</u>
Greece								
Hamlin								
	1 / 6 / 8	142	4	0	6	2	14	0
	2 / 5	131	2	0	6	1	2	0
	3 / 7	139	3	6	4	1	3	0
	4	71	0	1	4	0	5	0
	9	53	0	0	3	0	2	0
	10	94	0	2	4	1	2	0
	11	15	0	0	2	0	3	0
		<u>645</u>	<u>9</u>	<u>9</u>	<u>29</u>	<u>5</u>	<u>31</u>	<u>0</u>
Hamlin								
Henrietta								
	1 / 12	139	7	3	12	0	22	0
	2 / 20	117	4	3	3	3	20	0
	3 / 30	135	10	3	7	4	15	0
	4 / 5	140	11	14	14	7	15	0
	6 / 8	107	5	4	11	5	11	0
	7 / 22	134	6	9	19	4	17	0
	9 / 14	110	4	2	9	4	11	1
	10 / 18	99	4	5	13	1	9	0
	11 / 23 / 34	116	7	6	12	1	17	0
	13	48	2	4	4	0	6	0
	15 / 16	89	7	4	6	1	8	0
	17 / 25	153	6	5	17	9	15	0
	19 / 35	95	4	4	8	0	7	0
	21 / 28	116	4	6	10	4	13	1
	24 / 33	60	5	0	7	1	7	0
	26	107	4	0	20	3	15	0
	27 / 31	109	6	8	8	4	11	0

ATTORNEY GENERAL
DEMOCRATIC PRIMARY
DETAIL

LEGISLATIVE DISTRICT OR TOWN	ELECTION DISTRICT	TOTAL VOTERS	RICHARD L. BRODSKY 5A	ERIC T. SCHNEIDERMAN 6A	SEAN COFFEY 7A	ERIC R. DINALLO 8A	KATHLEEN M. RICE 9A	SCATTER
Henrietta	29	75	2	7	4	3	11	0
	32	90	4	6	3	3	9	0
Henrietta		2,039	102	93	187	57	239	2
Irondequoit	1	32	3	2	6	1	3	0
	2 / 9 / 40	113	8	3	16	3	12	0
	3	59	5	5	7	4	7	0
	4 / 46	110	1	9	8	3	13	0
	5 / 12	77	3	5	18	6	5	0
	6 / 7	148	8	6	11	4	9	1
	8 / 10	115	4	6	7	4	7	0
	11 / 52	84	5	6	5	7	12	0
	13 / 31	100	9	12	9	4	10	0
	14 / 28	96	3	8	10	4	10	0
	15	90	1	4	8	4	3	0
	16 / 22	109	3	9	13	4	9	0
	17 / 32	87	3	2	11	2	10	0
	18 / 71 / 72	73	5	5	6	7	4	1
	19	54	6	3	8	4	7	0
	20 / 62	108	5	8	6	1	13	0
	21 / 70	45	1	2	7	0	3	0
	23 / 29	77	4	4	14	4	15	0
	24 / 64	97	4	4	13	9	11	0
	25 / 33	82	1	5	14	5	7	0
	26 / 54 / 65	81	8	3	12	6	7	0
	27 / 42 / 63	126	4	5	11	3	11	0
	30 / 49	83	0	5	6	3	13	0
	34	99	5	8	5	4	12	0
	35 / 43	73	5	3	2	7	12	0
	36 / 69	39	5	3	6	2	10	0
	37	50	3	3	3	1	9	0
	38 / 55 / 56	135	8	8	15	9	16	1
	39	23	0	0	5	0	5	0
	41 / 61	102	0	3	16	5	13	0
	44	94	4	5	10	8	7	1
	45 / 48	100	3	4	12	3	17	0
	47 / 51	82	1	5	8	5	12	0
	50 / 66	33	1	0	4	1	7	0
	53 / 68	71	1	9	10	4	8	0
	57 / 67	119	4	2	22	8	16	0

ATTORNEY GENERAL
DEMOCRATIC PRIMARY
DETAIL

LEGISLATIVE DISTRICT OR TOWN	ELECTION DISTRICT	TOTAL VOTERS	RICHARD L. BRODSKY 5A	ERIC T. SCHNEIDERMAN 6A	SEAN COFFEY 7A	ERIC R. DINALLO 8A	KATHLEEN M. RICE 9A	SCATTER
Irondequoit	58	61	4	1	6	2	11	0
	59 / 60	93	5	6	8	2	9	0
Irondequoit		3,220	143	181	358	153	365	4
Mendon	1 / 8	138	3	4	11	1	7	0
	2 / 4	154	7	8	12	7	10	0
	3	112	3	2	5	3	12	1
	5	83	2	3	2	2	6	0
	6	75	2	1	5	1	4	0
	7 / 9	185	1	8	8	9	9	0
Mendon		747	18	26	43	23	48	1
Ogden	1 / 9	104	1	3	10	4	8	1
	2 / 13	116	1	1	9	2	7	0
	3	83	1	2	6	1	6	0
	4 / 18	93	0	4	3	2	1	0
	5	62	0	3	3	0	3	0
	6 / 10	120	4	1	13	1	8	0
	7 / 16 / 20	137	2	3	6	2	5	0
	8	76	2	1	6	1	1	1
	11	53	0	4	3	1	2	0
	12	59	1	1	4	1	2	0
	14 / 17	91	2	2	11	2	1	0
	15	57	2	2	0	1	4	0
	19	82	1	6	7	0	4	0
Ogden		1,133	17	33	81	18	52	2
Parma	1 / 11	125	5	1	4	4	9	0
	2 / 12	101	3	1	6	2	10	0
	3 / 13	155	3	2	7	1	7	0
	4 / 5	115	3	4	5	0	10	0
	6 / 7	113	2	2	1	1	3	0
	8	125	1	2	8	2	11	0
	9 / 10	124	1	2	9	4	5	1
	14 / 15	107	3	2	5	1	5	0
Parma		965	21	16	45	15	60	1
Penfield	1	21	1	0	0	0	4	0
	2	60	2	4	7	1	2	0
	3 / 39	100	0	2	7	2	8	0
	4 / 14	146	3	1	14	2	16	0
	5 / 17	42	0	0	1	0	1	0

ATTORNEY GENERAL
DEMOCRATIC PRIMARY
DETAIL

LEGISLATIVE DISTRICT OR TOWN	ELECTION DISTRICT	TOTAL VOTERS	RICHARD	ERIC	SEAN	ERIC	KATHLEEN	SCATTER
			L BRODSKY	T. SCHNEIDERMAN	COFFEY	R. DINALLO	M. RICE	
			5A	6A	7A	8A	9A	
Penfield	6 / 34	40	2	3	7	4	8	0
	7 / 28	140	5	7	14	3	16	0
	8	71	1	0	11	2	12	0
	9 / 22	263	6	32	25	9	44	0
	10	56	1	2	5	3	3	0
	11	51	0	2	6	1	6	0
	12 / 24	189	7	8	16	9	19	0
	13	87	6	5	7	4	5	0
	15	75	1	2	6	2	5	0
	16	23	1	1	0	0	4	0
	18 / 36	87	1	3	11	2	9	0
	19	107	1	4	7	5	10	0
	20 / 42	127	5	3	11	2	16	0
	21	62	5	4	7	2	10	0
	23	85	6	5	3	4	12	0
	25 / 33	125	4	5	11	1	8	0
	26	35	0	0	4	2	2	0
	27	89	6	5	7	3	8	0
	29 / 35	106	4	5	13	4	5	0
	30	84	4	5	4	4	6	0
	31 / 32	105	5	5	12	4	10	1
	37	92	2	2	7	2	5	0
	38 / 40	132	0	5	7	0	11	0
	41	56	2	0	4	1	7	0
Penfield		2,656	81	120	234	78	272	1
Perinton	1 / 39	136	6	6	11	1	12	1
	2	82	4	10	12	6	5	0
	3 / 32	133	4	9	9	3	12	0
	4	62	0	8	8	1	8	0
	5 / 20	128	4	9	10	5	14	0
	6 / 25	118	3	11	10	7	10	0
	7	72	2	4	10	2	7	0
	8 / 27	127	5	4	9	3	9	0
	9	87	2	0	12	2	8	0
	10 / 11 / 46	163	4	10	15	5	19	1
	12 / 16 / 22	145	4	13	17	4	11	1
	13 / 55	143	3	4	14	4	14	0
	14	86	2	3	10	3	4	0
	15 / 48	56	4	0	6	1	7	0
	17 / 44	141	2	16	12	4	23	0
	18	85	0	5	17	2	9	1

ATTORNEY GENERAL
DEMOCRATIC PRIMARY
DETAIL

LEGISLATIVE DISTRICT OR TOWN	ELECTION DISTRICT	TOTAL VOTERS	RICHARD	ERIC	SEAN	ERIC	KATHLEEN	SCATTER
			L. BRODSKY	T. SCHNEIDERMAN	COFFEY	R. DINALLO	M. RICE	
			5A	6A	7A	8A	9A	
Perinton	19 / 23	152	2	6	13	3	17	0
	21	73	5	0	2	4	9	0
	24	146	3	4	12	4	8	0
	26 / 40	126	4	10	17	3	12	0
	28 / 49	107	4	3	12	2	9	0
	29 / 41	81	3	1	10	5	8	0
	30 / 36	106	4	4	14	6	13	0
	31	79	0	2	6	4	7	0
	33 / 53	130	3	8	8	4	16	0
	34	74	4	3	6	0	3	0
	35 / 52	120	3	2	10	2	17	0
	37 / 42	116	3	8	14	4	13	1
	38	73	3	3	6	0	12	0
	43	101	5	3	4	2	12	0
	45	105	1	3	6	0	13	0
	47	55	1	2	5	0	3	0
	50	21	2	0	3	1	2	1
	51	74	1	2	5	1	5	0
	54	94	4	0	12	5	4	1
	56	59	1	1	4	0	3	0
Perinton		3,656	105	177	351	103	358	7
Pittsford	1 / 2	147	4	15	6	4	20	1
	3	186	10	10	12	5	13	0
	4	68	2	4	4	2	1	0
	5 / 20	150	5	17	14	9	15	0
	6 / 9	156	9	13	19	4	23	0
	7 / 26	128	3	1	14	6	6	0
	8	94	2	5	6	3	4	0
	10 / 31	123	3	9	7	6	10	0
	11 / 15	102	7	6	9	2	15	0
	12 / 21	151	5	8	8	3	19	0
	13 / 30	139	8	13	11	6	15	0
	14	93	1	9	12	1	5	1
	16 / 27	116	4	11	13	5	9	0
	17	92	2	5	11	6	12	0
	18 / 28	133	14	13	14	6	16	0
	19 / 29	145	3	3	14	4	9	1
	22	93	7	5	9	3	10	0
	23	85	1	7	8	1	7	0
	24	99	3	5	5	4	7	0
	25	102	1	11	12	2	15	1

ATTORNEY GENERAL
DEMOCRATIC PRIMARY
DETAIL

LEGISLATIVE DISTRICT OR TOWN	ELECTION DISTRICT	TOTAL VOTERS	RICHARD	ERIC	SEAN	ERIC	KATHLEEN	SCATTER
			L BRODSKY	T. SCHNEIDERMAN	COFFEY	R. DINALLO	M. RICE	
			5A	6A	7A	8A	9A	
Pittsford								
	32	67	2	3	3	3	9	0
	33	68	2	3	4	0	2	0
	34	56	2	1	2	1	6	0
Pittsford		2,593	100	177	217	86	248	4
Riga								
	1 / 3	154	2	0	10	3	12	0
	2 / 6	149	4	4	7	1	10	0
	4 / 5	168	5	2	16	3	8	0
Riga		471	11	6	33	7	30	0
Rush								
	1 / 2	116	2	2	14	1	10	0
	3 / 4	186	13	5	19	4	11	0
Rush		302	15	7	33	5	21	0
Sweden								
	1 / 5 / 6	157	7	9	14	5	14	0
	2 / 9	60	7	6	4	2	4	0
	3	77	1	6	6	1	3	0
	4 / 11	91	3	5	4	0	6	0
	7 / 8	131	5	8	11	2	10	0
	10 / 12	124	2	6	5	3	7	0
Sweden		640	25	40	44	13	44	0
Webster								
	1 / 2	162	5	5	18	6	15	0
	3 / 36	131	3	4	13	2	10	0
	4 / 14	105	3	3	11	5	6	0
	5	47	2	1	6	3	6	0
	6 / 43	96	7	5	7	3	9	0
	7 / 22	130	2	1	21	2	10	1
	8 / 18	114	2	1	11	8	15	0
	9 / 34	109	1	5	2	3	7	0
	10 / 17	131	1	1	7	0	8	0
	11	42	1	7	3	0	2	0
	12	88	2	5	7	4	6	0
	13	69	3	4	4	2	6	0
	15 / 39	123	2	6	7	10	15	1
	16 / 26	107	1	5	8	6	13	1
	19	96	4	6	8	1	8	0
	20 / 42	132	6	4	7	3	12	0
	21 / 35	115	6	0	10	1	11	0
	23 / 33	108	1	3	8	2	6	0
	24	118	4	1	6	3	11	0
	25	34	1	0	8	0	6	0

ATTORNEY GENERAL
DEMOCRATIC PRIMARY
DETAIL

LEGISLATIVE DISTRICT OR TOWN	ELECTION DISTRICT	TOTAL VOTERS	RICHARD L. BRODSKY 5A	ERIC T. SCHNEIDERMAN 6A	SEAN COFFEY 7A	ERIC R. DINALLO 8A	KATHLEEN M. RICE 9A	SCATTER
Webster								
	27 / 40	138	6	1	10	2	16	1
	28 / 41	109	1	3	8	1	10	0
	29 / 32	111	4	3	3	3	24	0
	30	47	5	4	7	0	1	0
	31	90	4	4	9	0	6	0
	37	101	1	3	10	3	11	0
	38	90	6	5	7	1	8	0
Webster		2,743	84	90	226	74	258	4
Wheatland								
	1 / 3	150	9	16	25	3	18	0
	2	89	6	4	8	6	11	0
	4 / 5	101	2	6	10	0	7	0
Wheatland		340	17	26	43	9	36	0
TOWNS		34,297	1,294	1,757	3,069	1,073	3,425	59
GRAND TOTAL:		43,598	2,182	3,580	4,731	1,628	5,345	111

UNITED STATES SENATOR
2 YEAR UNEXPIRED TERM
DEMOCRATIC PRIMARY
SUMMARY

LEGISLATIVE DISTRICT OR TOWN	TOTAL VOTERS	KIRSTEN E. GILLIBRAND	GAIL GOODE	SCATTER
		12A	13A	
Leg. Dist. 06	308	110	36	0
Leg. Dist. 07	219	86	24	1
Leg. Dist. 21	1,390	757	233	15
Leg. Dist. 22	450	262	129	1
Leg. Dist. 23	1,498	904	154	5
Leg. Dist. 24	1,074	657	132	1
Leg. Dist. 25	1,117	672	271	7
Leg. Dist. 26	551	231	64	2
Leg. Dist. 27	1,144	638	264	11
Leg. Dist. 28	641	315	106	4
Leg. Dist. 29	951	485	194	4
CITY	9,343	5,117	1,607	51
Brighton	2,951	1,368	263	6
Chili	2,051	407	142	1
Clarkson	433	63	18	0
East Rochester	330	74	17	0
Gates	1,512	377	89	7
Greece	4,905	1,060	301	8
Hamlin	646	58	20	0
Henrietta	2,043	541	119	3
Irondequoit	3,234	925	246	5
Mendon	754	123	34	0
Ogden	1,133	153	45	1
Parma	966	118	32	2
Penfield	2,658	622	157	4
Perinton	3,665	891	195	3
Pittsford	2,605	691	127	5
Riga	471	72	16	0
Rush	302	63	16	0
Sweden	642	133	34	0
Webster	2,745	558	156	2
Wheatland	340	104	20	0
TOWNS	34,386	8,401	2,047	47
GRAND TOTAL:	43,729	13,518	3,654	98

UNITED STATES SENATOR
2 YEAR UNEXPIRED TERM
DEMOCRATIC PRIMARY
DETAIL

LEGISLATIVE DISTRICT OR TOWN	ELECTION DISTRICT	TOTAL VOTERS	KIRSTEN E. GILLIBRAND	GAIL GOODE	SCATTER
			12A	13A	
Leg. Dist. 06					
	1	87	26	11	0
	2 / 3	68	22	10	0
	4 / 5	96	38	6	0
	6	57	24	9	0
Leg. Dist. 06		308	110	36	0
Leg. Dist. 07					
	1	80	28	6	0
	2	82	36	11	0
	3	57	22	7	1
Leg. Dist. 07		219	86	24	1
Leg. Dist. 21					
	1 / 24	120	57	17	0
	2 / 10	144	82	5	0
	3 / 4 / 15	102	59	17	1
	5 / 16 / 32	65	34	7	0
	6	81	36	19	3
	7	61	27	10	1
	8	19	12	2	0
	9	53	35	4	0
	11 / 22-1	57	34	8	2
	12	62	34	10	0
	13 / 23-15	58	36	10	0
	14	95	53	10	1
	17 / 28	55	32	15	0
	18	35	12	10	0
	19	17	11	2	2
	20	25	18	0	0
	21	45	22	13	1
	22	26	11	7	1
	23	31	18	8	0
	25 / 27	59	39	13	1
	26	31	19	8	1
	29	13	8	4	0
	30 / 22-8 / 22-22	60	31	16	0
	31 / 34	21	7	8	1
	33 / 23-13	55	30	10	0
Leg. Dist. 21		1,390	757	233	15
Leg. Dist. 22					
	2 / 13	17	8	5	1
	3	38	23	14	0
	4 / 16 / 19	33	18	7	0
	5	21	14	6	0
	6	30	16	9	0
	7	23	12	7	0
	9	24	17	6	0
	10 / 17	35	18	11	0
	11 / 21	55	36	8	0
	12 / 23	37	21	13	0
	14 / 15	73	46	21	0
	18	23	11	8	0

UNITED STATES SENATOR
2 YEAR UNEXPIRED TERM
DEMOCRATIC PRIMARY
DETAIL

LEGISLATIVE DISTRICT OR TOWN	ELECTION DISTRICT	TOTAL VOTERS	KIRSTEN E. GILLIBRAND	GAIL GOODE	SCATTER
			12A	13A	
Leg. Dist. 22					
	20 / 29-27	28	15	11	0
	24	<u>13</u>	<u>7</u>	<u>3</u>	<u>0</u>
Leg. Dist. 22		450	262	129	1
Leg. Dist. 23					
	1 / 6 / 9	112	69	7	0
	2 / 3 / 11	179	113	18	0
	4 / 12 / 22	216	136	16	1
	5 / 7	94	59	9	0
	8 / 14	86	49	8	1
	10 / 20	157	109	17	0
	16 / 24-16	86	47	12	1
	17 / 18	109	69	9	2
	19 / 27	82	35	9	0
	21	78	44	10	0
	23	25	11	5	0
	24	58	28	13	0
	25 / 26	<u>216</u>	<u>135</u>	<u>21</u>	<u>0</u>
Leg. Dist. 23		1,498	904	154	5
Leg. Dist. 24					
	1 / 13	197	129	20	1
	2 / 3	182	127	15	0
	4 / 10	139	104	15	0
	5	76	43	10	0
	6	43	23	4	0
	7	46	24	7	0
	8 / 9	103	54	16	0
	11 / 12	45	26	5	0
	14 / 15	217	115	36	0
	17	<u>26</u>	<u>12</u>	<u>4</u>	<u>0</u>
Leg. Dist. 24		1,074	657	132	1
Leg. Dist. 25					
	1 / 22	78	48	17	1
	2	48	27	15	1
	3	93	51	30	0
	4	5	3	1	0
	5 / 10	93	69	14	1
	6	68	43	19	0
	7 / 13	86	50	32	0
	8 / 27-9	97	66	27	0
	9 / 11	68	36	22	2
	12	69	45	9	1
	14 / 24	91	54	12	0
	15 / 27-18	71	42	22	1
	16 / 23	8	3	3	0
	17	15	8	5	0
	18	107	58	19	0
	19 / 21	35	20	3	0
	20 / 25	<u>85</u>	<u>49</u>	<u>21</u>	<u>0</u>
Leg. Dist. 25		1,117	672	271	7

UNITED STATES SENATOR
2 YEAR UNEXPIRED TERM
DEMOCRATIC PRIMARY
DETAIL

LEGISLATIVE DISTRICT OR TOWN	ELECTION DISTRICT	TOTAL VOTERS	KIRSTEN E. GILLIBRAND	GAIL GOODE	SCATTER
			12A	13A	
Leg. Dist. 26					
	1 / 2 / 13 / 28-10	71	35	10	0
	3 / 4	86	28	7	0
	5 / 11	50	26	5	1
	7 / 8	72	31	9	0
	9 / 14	67	19	11	0
	10 / 12	103	51	12	1
	15 / 28-18 / 28-19	67	28	8	0
	16	<u>35</u>	<u>13</u>	<u>2</u>	<u>0</u>
Leg. Dist. 26		551	231	64	2
Leg. Dist. 27					
	1 / 2	105	54	25	2
	3 / 24	64	36	15	0
	4 / 5	128	75	25	0
	6 / 17	84	48	15	3
	7 / 12	91	49	16	1
	8	45	23	9	1
	10 / 11	110	60	16	1
	13 / 21	78	53	18	0
	14	39	19	11	0
	15	61	33	15	0
	16	58	34	19	0
	19 / 23	95	59	25	0
	20	30	14	14	0
	22	91	49	30	2
	27	33	17	5	0
	28	<u>32</u>	<u>15</u>	<u>6</u>	<u>1</u>
Leg. Dist. 27		1,144	638	264	11
Leg. Dist. 28					
	1 / 5 / 16	104	56	11	0
	2 / 3	51	27	9	0
	4	52	25	12	0
	6 / 9	45	18	5	1
	7	54	28	7	1
	8	71	32	22	1
	11 / 13 / 25	71	35	12	0
	12	18	7	4	1
	14 / 15 / 22	63	27	14	0
	17	6	2	2	0
	21	44	22	1	0
	23 / 24	<u>62</u>	<u>36</u>	<u>7</u>	<u>0</u>
Leg. Dist. 28		641	315	106	4
Leg. Dist. 29					
	1	2	0	0	0
	2 / 26	35	17	11	1
	3 / 8 / 9	120	58	25	0
	4 / 6	79	43	15	0
	5 / 7	50	23	10	1
	10	32	15	3	0
	11 / 14	74	38	11	0
	12 / 24	82	41	23	1

UNITED STATES SENATOR
2 YEAR UNEXPIRED TERM
DEMOCRATIC PRIMARY
DETAIL

LEGISLATIVE DISTRICT OR TOWN	ELECTION DISTRICT	TOTAL VOTERS	KIRSTEN E. GILLIBRAND	GAIL GOODE	SCATTER
			12A	13A	
Leg. Dist. 29	13	14	8	2	0
	15 / 16	50	22	19	0
	17	0	0	0	0
	18	62	34	10	0
	19	28	17	3	0
	20	41	24	11	0
	21	60	36	9	0
	22	61	32	12	0
	23	75	40	12	1
	25	86	37	18	0
Leg. Dist. 29 CITY		951	485	194	4
		9,343	5,117	1,607	51
Brighton	1 / 13	137	69	11	0
	2 / 26 / 44	112	34	11	0
	3	69	29	4	0
	4 / 5	110	72	8	0
	6	92	40	10	0
	7 / 11 / 15	211	86	21	0
	8 / 16 / 18	174	82	10	0
	9	68	34	7	0
	10 / 21	122	45	9	2
	12	79	45	7	0
	14 / 30	238	108	26	0
	17	32	18	5	1
	19	57	28	8	1
	20 / 35	106	57	11	0
	22 / 37 / 42	170	71	22	0
	23 / 33	150	78	19	0
	24 / 34	172	69	11	0
	25 / 27	119	67	6	1
	28	72	43	9	0
	29 / 39	124	47	7	0
	31 / 32	142	71	7	0
	36 / 45	57	21	5	0
	38	83	38	6	0
	40 / 46	133	61	14	1
	41 / 43	122	55	9	0
Brighton Chili		2,951	1,368	263	6
	1 / 19	133	26	9	0
	2	103	14	9	0
	3	76	20	8	0
	4 / 30 / 32	132	33	10	0
	5 / 23 / 29	128	19	17	0
	6 / 9	123	22	10	0
	7 / 15	76	20	6	0
	8	79	16	5	0
	10	61	7	2	0

UNITED STATES SENATOR
2 YEAR UNEXPIRED TERM
DEMOCRATIC PRIMARY
DETAIL

LEGISLATIVE DISTRICT OR TOWN	ELECTION DISTRICT	TOTAL VOTERS	KIRSTEN E. GILLIBRAND	GAIL GOODE	SCATTER
			12A	13A	
Chili					
	11 / 12	101	12	1	0
	13 / 21	143	21	12	0
	14	83	17	5	0
	16 / 22	107	28	10	0
	17	177	24	7	0
	18 / 26	131	27	15	1
	20	71	19	2	0
	24	106	17	4	0
	25 / 28	90	26	2	0
	27	55	15	6	0
	31	1	0	0	0
	33	75	24	2	0
Chili		2,051	407	142	1
Clarkson					
	1 / 3	159	28	8	0
	2 / 5	123	17	5	0
	4	92	13	3	0
	6	59	5	2	0
Clarkson		433	63	18	0
East Rochester					
	1	57	20	3	0
	2 / 3	101	15	6	0
	4 / 5	78	13	2	0
	6 / 7	94	26	6	0
East Rochester		330	74	17	0
Gates					
	1 / 11	66	17	3	1
	2 / 4	76	17	7	0
	3 / 15	99	29	9	0
	5 / 23	158	45	5	0
	6 / 10 / 22	120	23	7	1
	7	74	17	2	0
	8 / 19 / 28	122	22	8	2
	9 / 33	105	38	9	2
	12 / 32	82	19	5	0
	13	27	8	1	0
	14 / 16	70	22	3	0
	17 / 29	85	25	9	0
	18 / 34	73	18	4	0
	20 / 25	91	12	4	1
	21 / 31	75	14	0	0
	24	48	15	4	0
	26 / 35	92	20	2	0
	27 / 30	49	16	7	0
Gates		1,512	377	89	7
Greece					
	1 / 21 / 30	89	27	10	0
	2 / 34	109	15	1	0
	3 / 52	102	23	6	2
	4 / 75	99	26	2	0

UNITED STATES SENATOR
2 YEAR UNEXPIRED TERM
DEMOCRATIC PRIMARY
DETAIL

LEGISLATIVE DISTRICT OR TOWN	ELECTION DISTRICT	TOTAL VOTERS	KIRSTEN E. GILLIBRAND <u>12A</u>	GAIL GOODE <u>13A</u>	<u>SCATTER</u>
Greece					
	5 / 8	52	13	3	0
	6 / 7	60	11	5	0
	9 / 20	81	16	7	0
	10 / 11 / 25	71	20	6	0
	12 / 46	55	10	5	0
	13 / 40	81	21	7	0
	14 / 83	64	23	2	0
	15 / 71	98	10	5	0
	16 / 38 / 76	152	24	16	0
	17 / 39	94	23	3	0
	18 / 67	87	19	2	0
	19 / 23	136	40	14	1
	22 / 63	70	21	5	0
	24 / 109	106	16	6	0
	26	44	10	4	0
	27 / 108	57	9	2	0
	28 / 45	102	12	5	0
	29 / 66	89	28	5	0
	31 / 47	69	14	6	0
	32	26	10	2	0
	33 / 57	65	15	2	0
	35 / 84	137	35	7	1
	36 / 42	92	22	5	1
	37 / 81	76	16	0	0
	41 / 48 / 78	110	26	9	0
	43 / 107	77	7	3	0
	44	63	15	6	0
	49 / 55	95	19	5	0
	50 / 56	129	27	4	0
	51 / 68	90	22	6	0
	53 / 72	75	19	6	0
	54	31	2	4	0
	58 / 90	97	17	6	0
	59 / 61	73	16	8	0
	60 / 95	62	17	7	0
	62 / 101	69	13	5	0
	64 / 80	85	10	0	0
	65	69	16	6	0
	69 / 94	93	21	7	1
	70	79	11	2	0
	73 / 85	81	20	3	1
	74 / 82	55	17	6	0
	77	67	18	4	0
	79	61	7	3	0
	86	82	16	5	0
	87	49	11	1	0
	88 / 104 / 105	108	24	4	0
	89 / 99	80	14	4	1
	91	92	13	6	0
	92 / 100	137	37	8	0

UNITED STATES SENATOR
2 YEAR UNEXPIRED TERM
DEMOCRATIC PRIMARY
DETAIL

LEGISLATIVE DISTRICT OR TOWN	ELECTION DISTRICT	TOTAL VOTERS	KIRSTEN E. GILLIBRAND	GAIL GOODE	SCATTER
			12A	13A	
Greece					
	93	79	30	8	0
	96	32	7	0	0
	97	138	24	6	0
	98 / 106	82	17	7	0
	102 / 103	<u>102</u>	<u>18</u>	<u>9</u>	<u>0</u>
Greece		4,905	1,060	301	8
Hamlin					
	1 / 6 / 8	142	21	4	0
	2 / 5	131	5	5	0
	3 / 7	139	12	2	0
	4	72	5	4	0
	9	53	4	1	0
	10	94	6	3	0
	11	<u>15</u>	<u>5</u>	<u>1</u>	<u>0</u>
Hamlin		646	58	20	0
Henrietta					
	1 / 12	139	39	3	0
	2 / 20	117	26	7	0
	3 / 30	135	31	6	0
	4 / 5	140	52	7	0
	6 / 8	107	30	7	0
	7 / 22	135	42	12	0
	9 / 14	110	22	6	1
	10 / 18	99	24	7	0
	11 / 23 / 34	116	34	10	0
	13	49	14	2	0
	15 / 16	89	22	3	0
	17 / 25	153	44	7	0
	19 / 35	95	17	4	0
	21 / 28	116	29	8	1
	24 / 33	60	13	6	0
	26	107	34	8	0
	27 / 31	111	31	4	0
	29	75	19	6	0
	32	<u>90</u>	<u>18</u>	<u>6</u>	<u>1</u>
Henrietta		2,043	541	119	3
Irondequoit					
	1	33	12	3	0
	2 / 9 / 40	113	29	11	0
	3	59	20	6	0
	4 / 46	110	24	9	0
	5 / 12	77	32	5	0
	6 / 7	153	34	8	0
	8 / 10	115	19	10	0
	11 / 52	84	30	5	0
	13 / 31	100	34	7	0
	14 / 28	96	25	10	0
	15	92	15	4	0
	16 / 22	109	24	12	1
	17 / 32	87	19	9	0

UNITED STATES SENATOR
2 YEAR UNEXPIRED TERM
DEMOCRATIC PRIMARY
DETAIL

LEGISLATIVE DISTRICT OR TOWN	ELECTION DISTRICT	TOTAL VOTERS	KIRSTEN E. GILLIBRAND	GAIL GOODE	SCATTER	
			12A	13A		
Irondequoit	18 / 71 / 72	73	19	5	1	
	19	54	26	2	0	
	20 / 62	108	26	7	0	
	21 / 70	45	11	2	0	
	23 / 29	77	35	3	0	
	24 / 64	97	32	9	0	
	25 / 33	82	24	6	2	
	26 / 54 / 65	81	22	12	0	
	27 / 42 / 63	126	28	7	0	
	30 / 49	83	21	5	0	
	34	99	26	6	0	
	35 / 43	73	22	6	0	
	36 / 69	42	22	5	0	
	37	50	15	2	0	
	38 / 55 / 56	135	43	10	1	
	39	23	7	1	0	
	41 / 61	104	31	7	0	
	44	94	22	11	0	
	45 / 48	100	33	6	0	
	47 / 51	82	27	3	0	
	50 / 66	33	11	3	0	
	53 / 68	71	26	7	0	
	57 / 67	119	41	8	0	
	58	61	15	7	0	
	59 / 60	94	23	7	0	
			3,234	925	246	5
	Irondequoit Mendon	1 / 8	138	15	11	0
2 / 4		158	39	6	0	
3		112	17	4	0	
5		83	12	2	0	
6		76	10	4	0	
7 / 9		187	30	7	0	
		754	123	34	0	
Mendon Ogden	1 / 9	104	18	9	0	
	2 / 13	116	13	6	0	
	3	83	14	2	0	
	4 / 18	93	10	0	0	
	5	62	5	4	0	
	6 / 10	120	23	3	0	
	7 / 16 / 20	137	15	3	0	
	8	76	7	4	1	
	11	53	10	1	0	
	12	59	7	2	0	
	14 / 17	91	13	4	0	
	15	57	9	0	0	
	19	82	9	7	0	
Ogden		1,133	153	45	1	

UNITED STATES SENATOR
2 YEAR UNEXPIRED TERM
DEMOCRATIC PRIMARY
DETAIL

LEGISLATIVE DISTRICT OR TOWN	ELECTION DISTRICT	TOTAL VOTERS	KIRSTEN E. GILLIBRAND	GAIL GOODE	SCATTER
			12A	13A	
Parma					
	1 / 11	125	17	5	0
	2 / 12	102	16	6	0
	3 / 13	155	12	6	0
	4 / 5	115	15	7	0
	6 / 7	113	7	2	0
	8	125	18	3	0
	9 / 10	124	19	2	1
	14 / 15	107	14	1	1
Parma		966	118	32	2
Penfield					
	1	21	4	1	0
	2	60	11	4	0
	3 / 39	100	17	2	0
	4 / 14	146	24	12	0
	5 / 17	43	2	1	0
	6 / 34	40	21	3	0
	7 / 28	141	38	8	0
	8	71	20	6	0
	9 / 22	263	100	15	0
	10	56	13	1	0
	11	51	10	3	0
	12 / 24	189	48	11	0
	13	87	21	6	0
	15	75	13	5	0
	16	23	4	2	0
	18 / 36	87	20	6	0
	19	107	18	5	1
	20 / 42	127	27	9	0
	21	62	21	6	1
	23	85	26	6	0
	25 / 33	125	23	5	0
	26	35	8	2	0
	27	89	21	8	0
	29 / 35	106	20	9	0
	30	84	15	7	1
	31 / 32	105	32	3	0
	37	92	14	4	0
	38 / 40	132	19	5	1
	41	56	12	2	0
Penfield		2,658	622	157	4
Perinton					
	1 / 39	136	27	9	0
	2	86	29	8	0
	3 / 32	134	30	8	0
	4	62	20	3	0
	5 / 20	128	37	5	0
	6 / 25	119	37	6	0
	7	72	22	3	0
	8 / 27	127	24	6	0
	9	87	18	5	0

UNITED STATES SENATOR
2 YEAR UNEXPIRED TERM
DEMOCRATIC PRIMARY
DETAIL

LEGISLATIVE DISTRICT OR TOWN	ELECTION DISTRICT	TOTAL VOTERS	KIRSTEN E. GILLIBRAND	GAIL GOODE	SCATTER
			12A	13A	
Perinton	10 / 11 / 46	164	42	13	0
	12 / 16 / 22	145	44	7	0
	13 / 55	144	30	8	0
	14	86	16	5	0
	15 / 48	56	15	3	0
	17 / 44	141	43	12	0
	18	85	27	7	0
	19 / 23	152	34	7	0
	21	73	14	7	0
	24	146	19	9	0
	26 / 40	126	39	8	0
	28 / 49	107	26	2	0
	29 / 41	81	23	4	0
	30 / 36	106	35	5	0
	31	79	16	2	0
	33 / 53	130	30	7	0
	34	74	14	2	0
	35 / 52	121	27	6	0
	37 / 42	116	31	11	1
	38	73	21	3	0
	43	101	21	5	0
	45	105	20	2	0
	47	55	9	2	0
	50	21	7	1	1
	51	74	14	0	0
	54	94	24	1	1
	56	59	6	3	0
		3,665	891	195	3
Perinton					
Pittsford	1 / 2	147	42	7	1
	3	186	40	9	0
	4	68	11	3	0
	5 / 20	151	48	9	0
	6 / 9	158	64	6	0
	7 / 26	128	23	7	0
	8	96	19	4	0
	10 / 31	123	29	6	0
	11 / 15	102	30	7	1
	12 / 21	151	37	4	1
	13 / 30	140	43	10	0
	14	94	24	4	0
	16 / 27	116	38	2	0
	17	92	29	6	0
	18 / 28	135	54	10	0
	19 / 29	145	26	7	1
	22	95	29	4	0
	23	85	22	1	0
	24	99	16	7	0
	25	102	33	5	0
	32	67	16	4	0

UNITED STATES SENATOR
2 YEAR UNEXPIRED TERM
DEMOCRATIC PRIMARY
DETAIL

LEGISLATIVE DISTRICT OR TOWN	ELECTION DISTRICT	TOTAL VOTERS	KIRSTEN E. GILLIBRAND	GAIL GOODE	SCATTER
			12A	13A	
Pittsford					
	33	69	8	4	0
	34	56	10	1	1
Pittsford		2,605	691	127	5
Riga					
	1 / 3	154	22	5	0
	2 / 6	149	23	5	0
	4 / 5	168	27	6	0
Riga		471	72	16	0
Rush					
	1 / 2	116	22	7	0
	3 / 4	186	41	9	0
Rush		302	63	16	0
Sweden					
	1 / 5 / 6	159	37	13	0
	2 / 9	60	20	2	0
	3	77	13	4	0
	4 / 11	91	16	2	0
	7 / 8	131	27	10	0
	10 / 12	124	20	3	0
Sweden		642	133	34	0
Webster					
	1 / 2	162	27	14	0
	3 / 36	131	24	8	0
	4 / 14	105	21	7	0
	5	47	14	2	0
	6 / 43	96	26	5	0
	7 / 22	131	26	12	1
	8 / 18	114	27	10	0
	9 / 34	109	13	3	0
	10 / 17	131	12	5	0
	11	42	11	2	0
	12	88	16	7	0
	13	69	18	1	0
	15 / 39	123	28	12	0
	16 / 26	107	26	7	1
	19	96	21	5	0
	20 / 42	132	27	5	0
	21 / 35	115	23	5	0
	23 / 33	108	19	3	0
	24	118	19	5	0
	25	34	10	4	0
	27 / 40	139	28	7	0
	28 / 41	109	12	10	0
	29 / 32	111	32	2	0
	30	47	15	2	0
	31	90	17	5	0
	37	101	26	1	0
	38	90	20	7	0
Webster		2,745	558	156	2

UNITED STATES SENATOR
 2 YEAR UNEXPIRED TERM
 DEMOCRATIC PRIMARY
 DETAIL

LEGISLATIVE DISTRICT OR TOWN	ELECTION DISTRICT	TOTAL VOTERS	KIRSTEN E. GILLIBRAND <u>12A</u>	GAIL GOODE <u>13A</u>	<u>SCATTER</u>
Wheatland	1 / 3	150	62	8	0
	2	89	26	6	0
	4 / 5	<u>101</u>	<u>16</u>	<u>6</u>	<u>0</u>
Wheatland		<u>340</u>	<u>104</u>	<u>20</u>	<u>0</u>
TOWNS		<u>34,386</u>	<u>8,401</u>	<u>2,047</u>	<u>47</u>
GRAND TOTAL:		<u><u>43,729</u></u>	<u><u>13,518</u></u>	<u><u>3,654</u></u>	<u><u>98</u></u>

MEMBER OF ASSEMBLY
131ST DISTRICT
DEMOCRATIC PRIMARY
SUMMARY

LEGISLATIVE DISTRICT OR TOWN	TOTAL VOTERS	WILLA POWELL	HARRY B. BRONSON	MALIK D. EVANS	SCATTER
		15A	16A	17A	
Leg. Dist. 21	605	121	140	214	4
Leg. Dist. 23	706	142	283	128	0
Leg. Dist. 24	1,070	202	450	199	2
Leg. Dist. 25	342	84	104	95	0
Leg. Dist. 26	70	18	14	15	0
Leg. Dist. 28	521	90	112	176	2
Leg. Dist. 29	778	125	167	290	4
CITY	4,092	782	1,270	1,117	12
Chili	2,049	191	227	187	1
Riga	475	49	24	22	0
Rush	302	23	38	20	0
Wheatland	340	55	53	22	0
TOWNS	3,166	318	342	251	1
GRAND TOTAL:	7,258	1,100	1,612	1,368	13

MEMBER OF ASSEMBLY
131ST DISTRICT
DEMOCRATIC PRIMARY
DETAIL

LEGISLATIVE DISTRICT OR TOWN	ELECTION DISTRICT	TOTAL VOTERS	WILLA POWELL	HARRY B. BRONSON	MALIK D. EVANS	SCATTER
			15A	16A	17A	
Leg. Dist. 21						
	3 / 4 / 15	102	20	16	41	1
	5 / 16 / 32	65	15	12	18	0
	6	81	22	22	18	2
	9	53	8	16	17	0
	12	60	6	23	16	0
	13 / 23-15	58	15	14	18	0
	17 / 28	53	16	8	22	0
	21	44	3	8	25	1
	29	13	2	4	6	0
	31 / 34	21	6	5	9	0
	33 / 23-13	55	8	12	24	0
Leg. Dist. 21		605	121	140	214	4
Leg. Dist. 23						
	1 / 6 / 9	111	23	39	20	0
	2 / 3 / 11	179	34	78	34	0
	5 / 7	94	18	34	20	0
	8 / 14	83	15	40	7	0
	10 / 20	153	45	50	34	0
	16 / 24-16	86	7	42	13	0
Leg. Dist. 23		706	142	283	128	0
Leg. Dist. 24						
	1 / 13	196	48	86	29	2
	2 / 3	182	23	99	31	0
	4 / 10	139	28	64	27	0
	5	76	17	30	11	0
	6	43	9	14	4	0
	7	46	10	16	6	0
	8 / 9	102	18	38	21	0
	11 / 12	45	9	14	12	0
	14 / 15	215	31	82	53	0
	17	26	9	7	5	0
Leg. Dist. 24		1,070	202	450	199	2
Leg. Dist. 25						
	6	68	18	24	22	0
	12	69	13	29	18	0
	14 / 24	91	24	28	24	0
	16 / 23	7	2	0	2	0
	18	107	27	23	29	0
Leg. Dist. 25		342	84	104	95	0
Leg. Dist. 26						
	1 / 2 / 13 / 28-10	70	18	14	15	0
Leg. Dist. 26		70	18	14	15	0

MEMBER OF ASSEMBLY
131ST DISTRICT
DEMOCRATIC PRIMARY
DETAIL

LEGISLATIVE DISTRICT OR TOWN	ELECTION DISTRICT	TOTAL VOTERS	WILLA POWELL	HARRY B. BRONSON	MALIK D. EVANS	SCATTER
			15A	16A	17A	
Leg. Dist. 28	1 / 5 / 16	104	20	14	38	0
	4	52	4	12	23	0
	7	54	8	14	18	1
	8	71	17	19	22	1
	11 / 13 / 25	71	12	11	27	0
	14 / 15 / 22	63	13	13	20	0
	21	44	3	12	9	0
	23 / 24	62	13	17	19	0
Leg. Dist. 28		521	90	112	176	2
Leg. Dist. 29	1	2	0	0	0	0
	3 / 8 / 9	120	19	32	35	0
	4 / 6	79	7	14	39	0
	5 / 7	50	5	12	17	2
	11 / 14	74	12	15	28	0
	12 / 24	82	17	8	42	1
	18	62	7	22	16	0
	19	27	5	10	7	0
	21	60	8	19	20	0
	22	61	11	14	33	0
	23	75	15	8	30	1
	25	86	19	13	23	0
Leg. Dist. 29		778	125	167	290	4
CITY		4,092	782	1,270	1,117	12
Chili	1 / 19	133	6	21	13	0
	2	103	9	10	4	0
	3	76	9	13	10	0
	4 / 30 / 32	132	12	18	14	0
	5 / 23 / 29	128	19	17	8	0
	6 / 9	123	13	12	7	0
	7 / 15	75	12	6	11	0
	8	79	5	11	6	0
	10	60	7	3	1	0
	11 / 12	105	7	6	3	0
	13 / 21	142	9	17	12	0
	14	83	5	6	14	0
	16 / 22	107	15	21	5	0
	17	177	14	12	8	0
	18 / 26	131	13	20	8	1
	20	71	2	9	13	0
	24	106	10	4	10	0
	25 / 28	90	13	9	17	0

MEMBER OF ASSEMBLY
131ST DISTRICT
DEMOCRATIC PRIMARY
DETAIL

LEGISLATIVE DISTRICT OR TOWN	ELECTION DISTRICT	TOTAL VOTERS	WILLA POWELL	HARRY B. BRONSON	MALIK D. EVANS	SCATTER
			15A	16A	17A	
Chili	27	52	5	4	10	0
	31	1	0	0	0	0
	33	75	6	8	13	0
Chili		2,049	191	227	187	1
Riga	1 / 3	154	16	7	4	0
	2 / 6	149	19	6	4	0
	4 / 5	172	14	11	14	0
Riga		475	49	24	22	0
Rush	1 / 2	116	6	17	5	0
	3 / 4	186	17	21	15	0
Rush		302	23	38	20	0
Wheatland	1 / 3	150	22	42	7	0
	2	89	23	4	8	0
	4 / 5	101	10	7	7	0
Wheatland		340	55	53	22	0
TOWNS		3,166	318	342	251	1
GRAND TOTAL:		7,258	1,100	1,612	1,368	13

GOVERNOR
REPUBLICAN PRIMARY
SUMMARY

LEGISLATIVE DISTRICT OR TOWN	TOTAL VOTERS	RICK A. LAZIO 1B	CARL P. PALADINO 2B	SCATTER
Leg. Dist. 06	307	40	94	2
Leg. Dist. 07	219	29	61	1
Leg. Dist. 21	1,382	73	206	0
Leg. Dist. 22	448	8	13	0
Leg. Dist. 23	1,483	86	235	3
Leg. Dist. 24	1,070	57	119	1
Leg. Dist. 25	1,113	31	60	0
Leg. Dist. 26	550	36	167	3
Leg. Dist. 27	1,138	60	109	0
Leg. Dist. 28	641	43	97	1
Leg. Dist. 29	950	63	124	0
CITY	9,301	526	1,285	11
Brighton	2,935	325	793	8
Chili	2,045	256	1,041	2
Clarkson	433	42	272	1
East Rochester	330	38	144	0
Gates	1,507	216	679	10
Greece	4,897	716	2,330	19
Hamlin	645	103	415	2
Henrietta	2,039	287	922	5
Irondequoit	3,220	359	1,292	11
Mendon	747	112	427	4
Ogden	1,133	141	686	4
Parma	965	145	592	2
Penfield	2,656	336	1,311	11
Perinton	3,656	498	1,885	10
Pittsford	2,593	393	1,189	6
Riga	471	50	289	2
Rush	302	33	165	2
Sweden	640	87	349	2
Webster	2,743	382	1,381	8
Wheatland	340	36	153	0
TOWNS	34,297	4,555	16,315	109
GRAND TOTAL:	43,598	5,081	17,600	120

GOVERNOR
REPUBLICAN PRIMARY
DETAIL

LEGISLATIVE DISTRICT OR TOWN	ELECTION DISTRICT	TOTAL VOTERS	RICK A. LAZIO	CARL P. PALADINO	SCATTER
			1B	2B	
Leg. Dist. 06	1	87	18	23	0
	2 / 3	68	5	29	0
	4 / 5	95	9	31	2
	6	<u>57</u>	<u>8</u>	<u>11</u>	<u>0</u>
Leg. Dist. 06		307	40	94	2
Leg. Dist. 07	1	80	14	24	1
	2	82	5	23	0
	3	<u>57</u>	<u>10</u>	<u>14</u>	<u>0</u>
Leg. Dist. 07		219	29	61	1
Leg. Dist. 21	1 / 24	118	8	25	0
	2 / 10	144	15	30	0
	3 / 4 / 15	102	2	15	0
	5 / 16 / 32	65	3	15	0
	6	81	3	8	0
	7	61	3	16	0
	8	18	0	4	0
	9	53	2	8	0
	11 / 22-1	57	4	9	0
	12	60	3	8	0
	13 / 23-15	58	3	6	0
	14	95	6	17	0
	17 / 28	53	2	4	0
	18	35	4	5	0
	19	17	2	0	0
	20	25	1	5	0
	21	44	0	7	0
	22	26	2	5	0
	23	31	1	3	0
	25 / 27	59	0	3	0
	26	31	1	1	0
	29	13	0	1	0
	30 / 22-8 / 22-22	60	3	4	0
	31 / 34	21	0	1	0
	33 / 23-13	<u>55</u>	<u>5</u>	<u>6</u>	<u>0</u>
Leg. Dist. 21		1,382	73	206	0
Leg. Dist. 22	2 / 13	17	0	1	0
	3	38	0	0	0
	4 / 16 / 19	33	1	0	0
	5	21	0	1	0
	6	29	0	1	0
	7	23	2	0	0
	9	24	0	1	0
	10 / 17	35	0	3	0
	11 / 21	54	1	2	0
	12 / 23	37	1	0	0
	14 / 15	73	2	2	0
	18	23	1	0	0

GOVERNOR
REPUBLICAN PRIMARY
DETAIL

LEGISLATIVE DISTRICT OR TOWN	ELECTION DISTRICT	TOTAL VOTERS	RICK A. LAZIO 1B	CARL P. PALADINO 2B	SCATTER
Leg. Dist. 22					
	20 / 29-27	28	0	1	0
	24	13	0	1	0
Leg. Dist. 22		448	8	13	0
Leg. Dist. 23					
	1 / 6 / 9	111	4	21	0
	2 / 3 / 11	179	9	17	0
	4 / 12 / 22	211	10	34	0
	5 / 7	94	4	15	1
	8 / 14	83	4	12	0
	10 / 20	153	5	16	0
	16 / 24-16	86	10	7	2
	17 / 18	108	6	18	0
	19 / 27	82	10	25	0
	21	78	4	15	0
	23	25	2	7	0
	24	58	2	13	0
	25 / 26	215	16	35	0
Leg. Dist. 23		1,483	86	235	3
Leg. Dist. 24					
	1 / 13	196	10	16	1
	2 / 3	182	9	16	0
	4 / 10	139	3	13	0
	5	76	3	14	0
	6	43	5	8	0
	7	46	2	11	0
	8 / 9	102	10	12	0
	11 / 12	45	1	6	0
	14 / 15	215	13	20	0
	17	26	1	3	0
Leg. Dist. 24		1,070	57	119	1
Leg. Dist. 25					
	1 / 22	76	3	5	0
	2	48	0	1	0
	3	93	1	4	0
	4	5	1	0	0
	5 / 10	93	1	5	0
	6	68	1	2	0
	7 / 13	86	2	1	0
	8 / 27-9	96	2	2	0
	9 / 11	68	0	1	0
	12	69	1	5	0
	14 / 24	91	6	3	0
	15 / 27-18	71	2	3	0
	16 / 23	7	0	2	0
	17	15	0	0	0
	18	107	6	14	0
	19 / 21	35	2	7	0
	20 / 25	85	3	5	0
Leg. Dist. 25		1,113	31	60	0
Leg. Dist. 26					

GOVERNOR
REPUBLICAN PRIMARY
DETAIL

LEGISLATIVE DISTRICT OR TOWN	ELECTION DISTRICT	TOTAL VOTERS	RICK A. LAZIO	CARL P. PALADINO	SCATTER
			1B	2B	
Leg. Dist. 26					
	1 / 2 / 13 / 28-10	70	1	15	0
	3 / 4	86	6	36	0
	5 / 11	50	4	8	1
	7 / 8	72	5	24	1
	9 / 14	67	6	23	0
	10 / 12	103	5	26	1
	15 / 28-18 / 28-19	67	2	24	0
	16	35	7	11	0
Leg. Dist. 26		550	36	167	3
Leg. Dist. 27					
	1 / 2	104	10	8	0
	3 / 24	63	4	6	0
	4 / 5	128	8	14	0
	6 / 17	84	5	8	0
	7 / 12	90	11	9	0
	8	45	3	5	0
	10 / 11	110	6	24	0
	13 / 21	78	1	5	0
	14	39	3	3	0
	15	60	2	5	0
	16	57	0	3	0
	19 / 23	94	2	4	0
	20	30	0	0	0
	22	91	2	3	0
	27	33	2	6	0
	28	32	1	6	0
Leg. Dist. 27		1,138	60	109	0
Leg. Dist. 28					
	1 / 5 / 16	104	8	16	0
	2 / 3	51	2	6	1
	4	52	2	9	0
	6 / 9	45	6	8	0
	7	54	7	5	0
	8	71	6	5	0
	11 / 13 / 25	71	4	13	0
	12	18	1	2	0
	14 / 15 / 22	63	4	11	0
	17	6	0	0	0
	21	44	3	10	0
	23 / 24	62	0	12	0
Leg. Dist. 28		641	43	97	1
Leg. Dist. 29					
	1	2	0	2	0
	2 / 26	35	2	3	0
	3 / 8 / 9	120	11	18	0
	4 / 6	79	3	13	0
	5 / 7	50	3	9	0
	10	32	3	7	0
	11 / 14	74	6	10	0
	12 / 24	82	5	8	0

GOVERNOR
REPUBLICAN PRIMARY
DETAIL

LEGISLATIVE DISTRICT OR TOWN	ELECTION DISTRICT	TOTAL VOTERS	RICK A. LAZIO	CARL P. PALADINO	SCATTER
			1B	2B	
<u>Leg. Dist. 29</u>					
	13	14	3	1	0
	15 / 16	50	3	5	0
	17	0	0	0	0
	18	62	6	11	0
	19	27	1	3	0
	20	41	1	4	0
	21	60	2	7	0
	22	61	1	1	0
	23	75	4	5	0
	25	86	9	17	0
<u>Leg. Dist. 29</u>		<u>950</u>	<u>63</u>	<u>124</u>	<u>0</u>
CITY		9,301	526	1,285	11
<u>Brighton</u>					
	1 / 13	137	14	31	1
	2 / 26 / 44	110	12	46	0
	3	69	10	22	2
	4 / 5	109	6	18	0
	6	92	7	32	0
	7 / 11 / 15	209	20	71	0
	8 / 16 / 18	170	17	55	1
	9	68	9	17	0
	10 / 21	122	19	34	0
	12	79	4	20	0
	14 / 30	237	35	46	1
	17	32	4	2	0
	19	57	7	12	0
	20 / 35	104	6	24	0
	22 / 37 / 42	169	18	43	0
	23 / 33	150	8	34	0
	24 / 34	172	20	59	1
	25 / 27	118	6	34	1
	28	72	6	12	0
	29 / 39	124	19	43	0
	31 / 32	142	25	34	0
	36 / 45	57	6	17	0
	38	83	6	28	0
	40 / 46	132	23	24	1
	41 / 43	121	18	35	0
<u>Brighton</u>		<u>2,935</u>	<u>325</u>	<u>793</u>	<u>8</u>
<u>Chili</u>					
	1 / 19	133	11	76	0
	2	103	8	59	0
	3	76	7	31	0
	4 / 30 / 32	132	15	66	0
	5 / 23 / 29	128	14	60	0
	6 / 9	123	11	71	0
	7 / 15	75	10	31	0
	8	79	11	41	0
	10	60	10	35	1
	11 / 12	101	4	75	0

GOVERNOR
REPUBLICAN PRIMARY
DETAIL

LEGISLATIVE DISTRICT OR TOWN	ELECTION DISTRICT	TOTAL VOTERS	RICK A. LAZIO 1B	CARL P. PALADINO 2B	SCATTER
Chili	13 / 21	142	20	71	0
	14	83	16	38	0
	16 / 22	107	16	44	0
	17	177	36	93	0
	18 / 26	131	19	60	0
	20	71	8	37	0
	24	106	10	62	1
	25 / 28	90	15	34	0
	27	52	6	22	0
	31	1	0	1	0
	33	75	9	34	0
Chili		2,045	256	1,041	2
Clarkson	1 / 3	159	16	89	1
	2 / 5	123	9	84	0
	4	92	8	62	0
	6	59	9	37	0
Clarkson		433	42	272	1
East Rochester	1	57	9	20	0
	2 / 3	101	15	51	0
	4 / 5	78	8	37	0
	6 / 7	94	6	36	0
East Rochester		330	38	144	0
Gates	1 / 11	66	8	31	1
	2 / 4	76	11	32	0
	3 / 15	99	11	41	1
	5 / 23	158	22	73	0
	6 / 10 / 22	119	18	64	0
	7	74	15	32	0
	8 / 19 / 28	119	22	53	0
	9 / 33	105	14	34	1
	12 / 32	82	9	43	1
	13	27	5	12	0
	14 / 16	70	10	26	0
	17 / 29	85	6	35	2
	18 / 34	73	9	34	0
	20 / 25	90	20	48	0
	21 / 31	75	13	40	2
	24	48	3	23	1
	26 / 35	92	14	42	1
	27 / 30	49	6	16	0
Gates		1,507	216	679	10
Greece	1 / 21 / 30	88	10	36	0
	2 / 34	109	9	77	0
	3 / 52	102	14	50	1
	4 / 75	99	16	45	1
	5 / 8	52	8	24	0

GOVERNOR
REPUBLICAN PRIMARY
DETAIL

LEGISLATIVE DISTRICT OR TOWN	ELECTION DISTRICT	TOTAL VOTERS	RICK A. LAZIO 1B	CARL P. PALADINO 2B	SCATTER
Greece					
	6 / 7	60	7	27	1
	9 / 20	81	11	34	1
	10 / 11 / 25	71	8	31	0
	12 / 46	55	7	25	0
	13 / 40	81	13	35	0
	14 / 83	64	6	28	0
	15 / 71	98	25	51	0
	16 / 38 / 76	152	24	76	0
	17 / 39	93	20	44	0
	18 / 67	85	12	44	2
	19 / 23	136	28	40	1
	22 / 63	69	8	24	1
	24 / 109	106	7	59	0
	26	44	6	20	0
	27 / 108	57	7	27	0
	28 / 45	102	12	56	0
	29 / 66	89	11	39	0
	31 / 47	69	13	32	0
	32	26	3	9	0
	33 / 57	65	8	35	0
	35 / 84	137	23	62	1
	36 / 42	92	17	42	1
	37 / 81	76	10	43	0
	41 / 48 / 78	110	17	42	1
	43 / 107	77	4	47	1
	44	63	6	32	0
	49 / 55	95	12	45	1
	50 / 56	129	26	65	0
	51 / 68	90	17	36	0
	53 / 72	74	7	40	0
	54	30	6	17	0
	58 / 90	97	19	41	0
	59 / 61	73	13	30	1
	60 / 95	62	9	19	2
	62 / 101	69	10	37	0
	64 / 80	85	11	56	0
	65	69	15	27	0
	69 / 94	93	8	46	0
	70	78	16	42	1
	73 / 85	81	10	47	0
	74 / 82	55	8	21	0
	77	67	11	21	0
	79	61	11	32	0
	86	82	13	34	0
	87	49	5	23	0
	88 / 104 / 105	108	18	51	0
	89 / 99	80	13	43	0
	91	92	8	56	1
	92 / 100	137	22	63	1
	93	79	8	24	0

GOVERNOR
REPUBLICAN PRIMARY
DETAIL

LEGISLATIVE DISTRICT OR TOWN	ELECTION DISTRICT	TOTAL VOTERS	RICK A. LAZIO	CARL P. PALADINO	SCATTER
			1B	2B	
<u>Greece</u>					
	96	32	3	20	0
	97	138	23	67	0
	98 / 106	82	11	39	0
	102 / 103	<u>102</u>	<u>13</u>	<u>52</u>	<u>0</u>
Greece		4,897	716	2,330	19
<u>Hamlin</u>					
	1 / 6 / 8	142	17	87	0
	2 / 5	131	21	92	0
	3 / 7	139	17	95	0
	4	71	13	45	1
	9	53	12	31	1
	10	94	20	59	0
	11	<u>15</u>	<u>3</u>	<u>6</u>	<u>0</u>
Hamlin		645	103	415	2
<u>Henrietta</u>					
	1 / 12	139	18	71	0
	2 / 20	117	19	53	0
	3 / 30	135	18	65	0
	4 / 5	140	23	43	1
	6 / 8	107	17	46	0
	7 / 22	134	18	55	0
	9 / 14	110	19	51	2
	10 / 18	99	11	45	1
	11 / 23 / 34	116	13	51	0
	13	48	4	27	0
	15 / 16	89	10	44	0
	17 / 25	153	28	66	0
	19 / 35	95	11	57	0
	21 / 28	116	15	57	0
	24 / 33	60	8	26	0
	26	107	10	45	0
	27 / 31	109	16	47	1
	29	75	14	29	0
	32	<u>90</u>	<u>15</u>	<u>44</u>	<u>0</u>
Henrietta		2,039	287	922	5
<u>Irondequoit</u>					
	1	32	2	8	0
	2 / 9 / 40	113	11	49	0
	3	59	1	22	0
	4 / 46	110	12	48	0
	5 / 12	77	9	20	0
	6 / 7	148	21	67	1
	8 / 10	115	11	66	1
	11 / 52	84	12	21	1
	13 / 31	100	11	33	2
	14 / 28	96	12	44	0
	15	90	15	41	1
	16 / 22	109	9	49	0
	17 / 32	87	7	38	0
	18 / 71 / 72	73	8	30	0

GOVERNOR
REPUBLICAN PRIMARY
DETAIL

LEGISLATIVE DISTRICT OR TOWN	ELECTION DISTRICT	TOTAL VOTERS	RICK A. LAZIO	CARL P. PALADINO	SCATTER
			1B	2B	
Irondequoit	19	54	3	18	0
	20 / 62	108	13	48	0
	21 / 70	45	4	20	1
	23 / 29	77	7	21	0
	24 / 64	97	14	27	0
	25 / 33	82	5	40	0
	26 / 54 / 65	81	8	30	2
	27 / 42 / 63	126	11	59	0
	30 / 49	83	10	34	0
	34	99	18	39	0
	35 / 43	73	5	29	1
	36 / 69	39	7	6	0
	37	50	8	18	0
	38 / 55 / 56	135	16	52	0
	39	23	4	6	0
	41 / 61	102	8	45	0
	44	94	9	44	0
	45 / 48	100	12	44	0
	47 / 51	82	11	35	0
	50 / 66	33	7	8	0
53 / 68	71	8	27	0	
57 / 67	119	15	41	0	
58	61	5	20	1	
59 / 60	93	10	45	0	
		<u>3,220</u>	<u>359</u>	<u>1,292</u>	<u>11</u>
Mendon	1 / 8	138	19	80	0
	2 / 4	154	20	76	1
	3	112	16	67	1
	5	83	14	49	1
	6	75	14	43	1
	7 / 9	185	29	112	0
		<u>747</u>	<u>112</u>	<u>427</u>	<u>4</u>
Ogden	1 / 9	104	17	52	0
	2 / 13	116	15	68	0
	3	83	4	55	0
	4 / 18	93	13	61	2
	5	62	10	40	0
	6 / 10	120	13	70	1
	7 / 16 / 20	137	21	88	1
	8	76	14	47	0
	11	53	9	27	0
	12	59	5	38	0
	14 / 17	91	8	56	0
	15	57	4	38	0
	19	82	8	46	0
		<u>1,133</u>	<u>141</u>	<u>686</u>	<u>4</u>

GOVERNOR
REPUBLICAN PRIMARY
DETAIL

LEGISLATIVE DISTRICT OR TOWN	ELECTION DISTRICT	TOTAL VOTERS	RICK A. LAZIO 1B	CARL P. PALADINO 2B	SCATTER
Parma	1 / 11	125	19	74	0
	2 / 12	101	16	55	0
	3 / 13	155	16	106	2
	4 / 5	115	23	61	0
	6 / 7	113	23	74	0
	8	125	20	74	0
	9 / 10	124	11	85	0
	14 / 15	107	17	63	0
Parma		965	145	592	2
Penfield	1	21	2	9	0
	2	60	6	30	0
	3 / 39	100	12	60	0
	4 / 14	146	19	76	0
	5 / 17	42	6	23	1
	6 / 34	40	1	9	0
	7 / 28	140	15	61	2
	8	71	15	28	0
	9 / 22	263	20	114	0
	10	56	8	30	0
	11	51	10	23	1
	12 / 24	189	36	77	0
	13	87	12	34	0
	15	75	11	39	1
	16	23	6	11	0
	18 / 36	87	5	52	0
	19	107	13	62	0
	20 / 42	127	15	66	0
	21	62	9	20	0
	23	85	9	36	0
	25 / 33	125	20	66	1
	26	35	5	20	0
	27	89	15	40	0
	29 / 35	106	11	57	0
	30	84	12	43	3
	31 / 32	105	18	40	1
	37	92	7	62	0
	38 / 40	132	11	90	1
	41	56	7	33	0
Penfield		2,656	336	1,311	11
Perinton	1 / 39	136	16	82	0
	2	82	7	34	0
	3 / 32	133	27	60	0
	4	62	4	28	0
	5 / 20	128	14	63	0
	6 / 25	118	14	54	0
	7	72	7	35	0
	8 / 27	127	17	75	1
	9	87	14	44	0

GOVERNOR
REPUBLICAN PRIMARY
DETAIL

LEGISLATIVE DISTRICT OR TOWN	ELECTION DISTRICT	TOTAL VOTERS	RICK A. LAZIO 1B	CARL P. PALADINO 2B	SCATTER	
Perinton	10 / 11 / 46	163	27	78	0	
	12 / 16 / 22	145	22	64	0	
	13 / 55	143	23	75	0	
	14	86	11	50	0	
	15 / 48	56	8	26	1	
	17 / 44	141	20	63	0	
	18	85	11	38	0	
	19 / 23	152	21	83	2	
	21	73	13	36	0	
	24	146	28	76	3	
	26 / 40	126	18	56	1	
	28 / 49	107	14	62	0	
	29 / 41	81	11	38	0	
	30 / 36	106	12	50	0	
	31	79	6	53	0	
	33 / 53	130	19	69	0	
	34	74	11	40	0	
	35 / 52	120	12	66	0	
	37 / 42	116	14	55	0	
	38	73	15	30	0	
	43	101	7	61	0	
	45	105	19	62	0	
	47	55	4	39	0	
	50	21	4	6	0	
	51	74	6	49	2	
	54	94	15	47	0	
	56	59	7	38	0	
	Perinton		3,656	498	1,885	10
	Pittsford					
		1 / 2	147	23	55	0
	3	186	59	60	1	
	4	68	9	40	0	
	5 / 20	150	25	57	0	
	6 / 9	156	16	61	0	
	7 / 26	128	13	69	1	
	8	94	9	56	1	
	10 / 31	123	16	65	0	
	11 / 15	102	10	45	0	
	12 / 21	151	26	72	0	
	13 / 30	139	19	63	0	
	14	93	15	41	0	
	16 / 27	116	15	56	0	
	17	92	18	37	0	
	18 / 28	133	16	49	0	
	19 / 29	145	22	72	0	
	22	93	11	43	0	
	23	85	13	38	0	
	24	99	15	55	1	
	25	102	14	39	2	
	32	67	8	38	0	

GOVERNOR
REPUBLICAN PRIMARY
DETAIL

LEGISLATIVE DISTRICT OR TOWN	ELECTION DISTRICT	TOTAL VOTERS	RICK A. LAZIO	CARL P. PALADINO	SCATTER	
			1B	2B		
Pittsford	33	68	9	46	0	
	34	56	12	32	0	
Pittsford		2,593	393	1,189	6	
Riga	1 / 3	154	19	99	0	
	2 / 6	149	15	82	2	
	4 / 5	168	16	108	0	
Riga		471	50	289	2	
Rush	1 / 2	116	16	65	2	
	3 / 4	186	17	100	0	
Rush		302	33	165	2	
Sweden	1 / 5 / 6	157	19	80	0	
	2 / 9	60	6	27	0	
	3	77	15	43	0	
	4 / 11	91	15	51	0	
	7 / 8	131	15	72	1	
	10 / 12	124	17	76	1	
Sweden		640	87	349	2	
Webster	1 / 2	162	32	75	0	
	3 / 36	131	26	63	1	
	4 / 14	105	17	51	0	
	5	47	3	24	0	
	6 / 43	96	13	45	1	
	7 / 22	130	13	63	0	
	8 / 18	114	12	55	0	
	9 / 34	109	20	66	0	
	10 / 17	131	13	86	0	
	11	42	3	20	0	
	12	88	11	49	0	
	13	69	8	37	0	
	15 / 39	123	13	56	1	
	16 / 26	107	8	54	0	
	19	96	11	52	0	
	20 / 42	132	18	69	1	
	21 / 35	115	21	57	1	
	23 / 33	108	13	61	0	
	24	118	18	62	0	
	25	34	7	10	0	
	27 / 40	138	20	71	0	
	28 / 41	109	13	58	1	
	29 / 32	111	13	58	0	
	30	47	6	21	0	
	31	90	18	40	0	
	37	101	13	46	1	
	38	90	19	32	1	
	Webster		2,743	382	1,381	8

GOVERNOR
REPUBLICAN PRIMARY
DETAIL

LEGISLATIVE DISTRICT OR TOWN	ELECTION DISTRICT	TOTAL VOTERS	RICK A. LAZIO 1B	CARL P. PALADINO 2B	SCATTER
Wheatland					
	1 / 3	150	14	55	0
	2	89	4	48	0
	4 / 5	101	18	50	0
Wheatland		<u>340</u>	<u>36</u>	<u>153</u>	<u>0</u>
TOWNS		34,297	4,555	16,315	109
GRAND TOTAL:		<u><u>43,598</u></u>	<u><u>5,081</u></u>	<u><u>17,600</u></u>	<u><u>120</u></u>

LIEUTENANT GOVERNOR
REPUBLICAN PRIMARY
SUMMARY

LEGISLATIVE DISTRICT OR TOWN	TOTAL VOTERS	GREGORY J. EDWARDS	THOMAS V. OGNIBENE	SCATTER
		3B	4B	
Leg. Dist. 06	307	51	72	1
Leg. Dist. 07	219	28	54	0
Leg. Dist. 21	1,382	91	176	0
Leg. Dist. 22	448	6	12	0
Leg. Dist. 23	1,483	119	180	2
Leg. Dist. 24	1,070	61	105	1
Leg. Dist. 25	1,113	34	46	0
Leg. Dist. 26	550	63	127	2
Leg. Dist. 27	1,138	65	98	1
Leg. Dist. 28	641	56	78	2
Leg. Dist. 29	950	82	98	0
CITY	9,301	656	1,046	9
Brighton	2,935	392	634	7
Chili	2,045	414	802	1
Clarkson	433	102	197	2
East Rochester	330	59	113	0
Gates	1,507	285	566	10
Greece	4,897	1,026	1,813	16
Hamlin	645	180	313	2
Henrietta	2,039	428	712	4
Irondequoit	3,220	475	1,055	10
Mendon	747	162	338	2
Ogden	1,133	252	526	5
Parma	965	216	458	3
Penfield	2,656	500	1,027	10
Perinton	3,656	713	1,517	8
Pittsford	2,593	547	905	12
Riga	471	108	207	4
Rush	302	60	126	2
Sweden	640	149	247	2
Webster	2,743	579	1,065	6
Wheatland	340	49	121	0
TOWNS	34,297	6,696	12,742	106
GRAND TOTAL:	43,598	7,352	13,788	115

LIEUTENANT GOVERNOR
 REPUBLICAN PRIMARY
 DETAIL

LEGISLATIVE DISTRICT OR TOWN	ELECTION DISTRICT	TOTAL VOTERS	GREGORY	THOMAS	SCATTER
			J. EDWARDS 3B	V. OGNIBENE 4B	
Leg. Dist. 06	1	87	18	19	0
	2 / 3	68	11	20	0
	4 / 5	95	14	23	1
	6	57	8	10	0
Leg. Dist. 06		307	51	72	1
Leg. Dist. 07	1	80	14	21	0
	2	82	4	23	0
	3	57	10	10	0
Leg. Dist. 07		219	28	54	0
Leg. Dist. 21	1 / 24	118	10	22	0
	2 / 10	144	17	27	0
	3 / 4 / 15	102	3	11	0
	5 / 16 / 32	65	3	13	0
	6	81	3	7	0
	7	61	5	14	0
	8	18	1	3	0
	9	53	3	7	0
	11 / 22-1	57	5	8	0
	12	60	3	7	0
	13 / 23-15	58	5	4	0
	14	95	10	12	0
	17 / 28	53	1	5	0
	18	35	6	3	0
	19	17	2	0	0
	20	25	1	5	0
	21	44	2	5	0
	22	26	1	6	0
	23	31	1	2	0
	25 / 27	59	1	2	0
	26	31	1	1	0
	29	13	0	1	0
	30 / 22-8 / 22-22	60	1	5	0
	31 / 34	21	1	0	0
	33 / 23-13	55	5	6	0
Leg. Dist. 21		1,382	91	176	0
Leg. Dist. 22	2 / 13	17	0	1	0
	3	38	0	0	0
	4 / 16 / 19	33	1	0	0
	5	21	0	1	0
	6	29	0	0	0
	7	23	1	0	0
	9	24	0	1	0
	10 / 17	35	1	1	0
	11 / 21	54	0	3	0

LIEUTENANT GOVERNOR
 REPUBLICAN PRIMARY
 DETAIL

LEGISLATIVE DISTRICT OR TOWN	ELECTION DISTRICT	TOTAL VOTERS	GREGORY	THOMAS	SCATTER
			J. EDWARDS 3B	V. OGNIBENE 4B	
Leg. Dist. 22					
	12 / 23	37	1	0	0
	14 / 15	73	2	2	0
	18	23	0	1	0
	20 / 29-27	28	0	1	0
	24	13	0	1	0
Leg. Dist. 22		448	6	12	0
Leg. Dist. 23					
	1 / 6 / 9	111	7	15	0
	2 / 3 / 11	179	10	12	0
	4 / 12 / 22	211	18	25	0
	5 / 7	94	8	10	0
	8 / 14	83	6	7	1
	10 / 20	153	7	12	0
	16 / 24-16	86	10	6	1
	17 / 18	108	5	20	0
	19 / 27	82	13	18	0
	21	78	4	14	0
	23	25	6	3	0
	24	58	6	9	0
	25 / 26	215	19	29	0
Leg. Dist. 23		1,483	119	180	2
Leg. Dist. 24					
	1 / 13	196	13	12	1
	2 / 3	182	5	17	0
	4 / 10	139	6	9	0
	5	76	2	12	0
	6	43	4	9	0
	7	46	3	9	0
	8 / 9	102	11	10	0
	11 / 12	45	2	6	0
	14 / 15	215	13	19	0
	17	26	2	2	0
Leg. Dist. 24		1,070	61	105	1
Leg. Dist. 25					
	1 / 22	76	1	5	0
	2	48	0	1	0
	3	93	1	4	0
	4	5	1	0	0
	5 / 10	93	2	3	0
	6	68	1	2	0
	7 / 13	86	1	1	0
	8 / 27-9	96	2	1	0
	9 / 11	68	1	0	0
	12	69	2	4	0
	14 / 24	91	4	2	0
	15 / 27-18	71	2	3	0
	16 / 23	7	0	2	0

LIEUTENANT GOVERNOR
 REPUBLICAN PRIMARY
 DETAIL

LEGISLATIVE DISTRICT OR TOWN	ELECTION DISTRICT	TOTAL VOTERS	GREGORY	THOMAS	SCATTER
			J. EDWARDS 3B	V. OGNIBENE 4B	
Leg. Dist. 25					
	17	15	0	0	0
	18	107	6	11	0
	19 / 21	35	6	3	0
	20 / 25	85	4	4	0
Leg. Dist. 25		1,113	34	46	0
Leg. Dist. 26					
	1 / 2 / 13 / 28-10	70	4	11	0
	3 / 4	86	8	31	0
	5 / 11	50	7	6	0
	7 / 8	72	12	13	1
	9 / 14	67	9	18	0
	10 / 12	103	8	20	0
	15 / 28-18 / 28-19	67	6	20	1
	16	35	9	8	0
Leg. Dist. 26		550	63	127	2
Leg. Dist. 27					
	1 / 2	104	7	12	0
	3 / 24	63	5	5	0
	4 / 5	128	7	12	1
	6 / 17	84	5	9	0
	7 / 12	90	12	5	0
	8	45	3	5	0
	10 / 11	110	11	18	0
	13 / 21	78	2	3	0
	14	39	3	3	0
	15	60	1	6	0
	16	57	0	3	0
	19 / 23	94	3	3	0
	20	30	0	0	0
	22	91	2	3	0
	27	33	2	6	0
	28	32	2	5	0
Leg. Dist. 27		1,138	65	98	1
Leg. Dist. 28					
	1 / 5 / 16	104	8	16	0
	2 / 3	51	4	4	1
	4	52	6	5	0
	6 / 9	45	4	7	1
	7	54	4	7	0
	8	71	4	7	0
	11 / 13 / 25	71	9	8	0
	12	18	1	1	0
	14 / 15 / 22	63	8	7	0
	17	6	0	0	0
	21	44	5	7	0
	23 / 24	62	3	9	0
Leg. Dist. 28		641	56	78	2

LIEUTENANT GOVERNOR
 REPUBLICAN PRIMARY
 DETAIL

LEGISLATIVE DISTRICT OR TOWN	ELECTION DISTRICT	TOTAL VOTERS	GREGORY	THOMAS	SCATTER
			J. EDWARDS 3B	V. OGNIBENE 4B	
Leg. Dist. 29					
	1	2	0	1	0
	2 / 26	35	2	3	0
	3 / 8 / 9	120	11	17	0
	4 / 6	79	5	10	0
	5 / 7	50	5	7	0
	10	32	5	5	0
	11 / 14	74	5	10	0
	12 / 24	82	10	3	0
	13	14	3	1	0
	15 / 16	50	1	7	0
	17	0	0	0	0
	18	62	6	10	0
	19	27	1	3	0
	20	41	1	4	0
	21	60	3	5	0
	22	61	0	2	0
	23	75	7	2	0
	25	86	17	8	0
Leg. Dist. 29		950	82	98	0
CITY		9,301	656	1,046	9
Brighton					
	1 / 13	137	16	26	1
	2 / 26 / 44	110	17	39	0
	3	69	15	16	2
	4 / 5	109	7	12	0
	6	92	11	22	0
	7 / 11 / 15	209	36	47	0
	8 / 16 / 18	170	23	47	1
	9	68	10	13	0
	10 / 21	122	16	32	0
	12	79	5	16	0
	14 / 30	237	41	33	1
	17	32	4	2	0
	19	57	5	12	0
	20 / 35	104	6	22	0
	22 / 37 / 42	169	19	36	0
	23 / 33	150	18	20	0
	24 / 34	172	25	50	0
	25 / 27	118	10	25	1
	28	72	7	11	0
	29 / 39	124	19	38	0
	31 / 32	142	28	23	0
	36 / 45	57	10	12	0
	38	83	8	24	0
	40 / 46	132	20	23	1
	41 / 43	121	16	33	0
Brighton		2,935	392	634	7

LIEUTENANT GOVERNOR
 REPUBLICAN PRIMARY
 DETAIL

LEGISLATIVE DISTRICT OR TOWN	ELECTION DISTRICT	TOTAL VOTERS	GREGORY J. EDWARDS	THOMAS V. OGNIBENE	SCATTER
			3B	4B	
Chili	1 / 19	133	27	53	1
	2	103	26	37	0
	3	76	15	23	0
	4 / 30 / 32	132	21	53	0
	5 / 23 / 29	128	26	45	0
	6 / 9	123	17	58	0
	7 / 15	75	8	29	0
	8	79	16	34	0
	10	60	16	30	0
	11 / 12	101	24	49	0
	13 / 21	142	25	64	0
	14	83	22	30	0
	16 / 22	107	24	32	0
	17	177	47	75	0
	18 / 26	131	24	47	0
	20	71	11	30	0
	24	106	19	45	0
	25 / 28	90	19	29	0
	27	52	13	12	0
	31	1	1	0	0
	33	75	13	27	0
Chili		2,045	414	802	1
Clarkson	1 / 3	159	35	69	1
	2 / 5	123	29	56	1
	4	92	21	45	0
	6	59	17	27	0
Clarkson		433	102	197	2
East Rochester	1	57	11	16	0
	2 / 3	101	22	38	0
	4 / 5	78	13	30	0
	6 / 7	94	13	29	0
East Rochester		330	59	113	0
Gates	1 / 11	66	8	28	1
	2 / 4	76	13	28	0
	3 / 15	99	11	39	1
	5 / 23	158	30	57	0
	6 / 10 / 22	119	31	49	0
	7	74	17	26	1
	8 / 19 / 28	119	26	46	0
	9 / 33	105	19	28	1
	12 / 32	82	17	31	1
	13	27	4	11	0
	14 / 16	70	14	21	0
	17 / 29	85	10	31	2

LIEUTENANT GOVERNOR
 REPUBLICAN PRIMARY
 DETAIL

LEGISLATIVE DISTRICT OR TOWN	ELECTION DISTRICT	TOTAL VOTERS	GREGORY J. EDWARDS	THOMAS V. OGNIBENE	SCATTER
			3B	4B	
Gates	18 / 34	73	14	29	0
	20 / 25	90	24	40	0
	21 / 31	75	18	32	1
	24	48	6	17	1
	26 / 35	92	19	35	1
	27 / 30	49	4	18	0
Gates		1,507	285	566	10
Greece	1 / 21 / 30	88	17	25	0
	2 / 34	109	15	64	0
	3 / 52	102	24	38	1
	4 / 75	99	22	31	1
	5 / 8	52	9	22	0
	6 / 7	60	11	22	1
	9 / 20	81	13	29	1
	10 / 11 / 25	71	12	24	0
	12 / 46	55	13	16	0
	13 / 40	81	14	30	0
	14 / 83	64	6	22	0
	15 / 71	98	35	39	0
	16 / 38 / 76	152	42	53	1
	17 / 39	93	20	40	0
	18 / 67	85	17	36	1
	19 / 23	136	26	35	1
	22 / 63	69	10	20	1
	24 / 109	106	13	44	0
	26	44	14	13	0
	27 / 108	57	9	23	0
	28 / 45	102	29	33	0
	29 / 66	89	13	32	0
	31 / 47	69	18	25	0
	32	26	3	8	0
	33 / 57	65	16	19	0
	35 / 84	137	31	48	1
	36 / 42	92	23	35	1
	37 / 81	76	17	33	0
	41 / 48 / 78	110	25	31	1
	43 / 107	77	9	39	1
	44	63	7	27	0
	49 / 55	95	24	31	0
	50 / 56	129	37	48	0
	51 / 68	90	19	31	0
	53 / 72	74	7	38	0
	54	30	9	14	0
	58 / 90	97	23	28	0
	59 / 61	73	11	31	1
	60 / 95	62	13	11	1
	62 / 101	69	16	27	0

LIEUTENANT GOVERNOR
 REPUBLICAN PRIMARY
 DETAIL

LEGISLATIVE DISTRICT OR TOWN	ELECTION DISTRICT	TOTAL VOTERS	GREGORY J. EDWARDS	THOMAS V. OGNIBENE	SCATTER
			3B	4B	
Greece					
	64 / 80	85	21	43	0
	65	69	22	17	0
	69 / 94	93	15	35	0
	70	78	16	36	1
	73 / 85	81	17	36	0
	74 / 82	55	8	19	0
	77	67	9	23	0
	79	61	14	28	0
	86	82	25	18	0
	87	49	8	18	0
	88 / 104 / 105	108	23	44	0
	89 / 99	80	18	38	0
	91	92	18	39	0
	92 / 100	137	29	47	1
	93	79	10	19	0
	96	32	8	15	0
	97	138	30	57	0
	98 / 106	82	19	29	0
	102 / 103	102	24	37	0
Greece		4,897	1,026	1,813	16
Hamlin					
	1 / 6 / 8	142	41	57	0
	2 / 5	131	31	76	0
	3 / 7	139	36	72	0
	4	71	25	28	1
	9	53	18	24	1
	10	94	26	50	0
	11	15	3	6	0
Hamlin		645	180	313	2
Henrietta					
	1 / 12	139	31	57	0
	2 / 20	117	24	40	0
	3 / 30	135	32	48	0
	4 / 5	140	27	35	2
	6 / 8	107	27	32	0
	7 / 22	134	31	36	0
	9 / 14	110	24	43	1
	10 / 18	99	15	38	0
	11 / 23 / 34	116	22	36	0
	13	48	5	23	0
	15 / 16	89	16	36	0
	17 / 25	153	39	49	0
	19 / 35	95	18	48	0
	21 / 28	116	24	41	0
	24 / 33	60	14	19	0
	26	107	17	38	0
	27 / 31	109	23	32	1

LIEUTENANT GOVERNOR
 REPUBLICAN PRIMARY
 DETAIL

LEGISLATIVE DISTRICT OR TOWN	ELECTION DISTRICT	TOTAL VOTERS	GREGORY J. EDWARDS	THOMAS V. OGNIBENE	SCATTER
			3B	4B	
Henrietta	29	75	16	26	0
	32	90	23	35	0
Henrietta		2,039	428	712	4
Irondequoit	1	32	4	5	0
	2 / 9 / 40	113	18	35	0
	3	59	8	15	0
	4 / 46	110	12	39	0
	5 / 12	77	13	13	0
	6 / 7	148	22	59	1
	8 / 10	115	16	58	0
	11 / 52	84	13	17	1
	13 / 31	100	19	24	0
	14 / 28	96	12	42	0
	15	90	18	31	0
	16 / 22	109	18	38	0
	17 / 32	87	14	20	0
	18 / 71 / 72	73	11	25	0
	19	54	3	16	0
	20 / 62	108	16	39	0
	21 / 70	45	7	17	1
	23 / 29	77	12	15	0
	24 / 64	97	17	22	0
	25 / 33	82	12	29	0
	26 / 54 / 65	81	11	25	2
	27 / 42 / 63	126	16	46	0
	30 / 49	83	14	26	0
	34	99	17	38	0
	35 / 43	73	9	24	1
	36 / 69	39	9	4	0
	37	50	8	18	0
	38 / 55 / 56	135	19	45	1
	39	23	2	7	0
	41 / 61	102	13	36	1
	44	94	10	40	1
	45 / 48	100	19	34	0
	47 / 51	82	16	25	0
50 / 66	33	7	8	0	
53 / 68	71	4	29	0	
57 / 67	119	12	41	0	
58	61	7	15	1	
59 / 60	93	17	35	0	
Irondequoit		3,220	475	1,055	10
Mendon	1 / 8	138	29	63	0
	2 / 4	154	29	59	0
	3	112	19	57	1

LIEUTENANT GOVERNOR
 REPUBLICAN PRIMARY
 DETAIL

LEGISLATIVE DISTRICT OR TOWN	ELECTION DISTRICT	TOTAL VOTERS	GREGORY J. EDWARDS	THOMAS V. OGNIBENE	SCATTER
			3B	4B	
Mendon					
	5	83	16	40	1
	6	75	19	34	0
	7 / 9	185	50	85	0
Mendon		747	162	338	2
Ogden					
	1 / 9	104	26	38	0
	2 / 13	116	27	51	0
	3	83	14	39	0
	4 / 18	93	17	54	3
	5	62	23	25	0
	6 / 10	120	23	53	1
	7 / 16 / 20	137	35	66	1
	8	76	20	40	0
	11	53	13	21	0
	12	59	13	29	0
	14 / 17	91	12	47	0
	15	57	13	28	0
	19	82	16	35	0
Ogden		1,133	252	526	5
Parma					
	1 / 11	125	24	62	0
	2 / 12	101	26	39	0
	3 / 13	155	33	79	2
	4 / 5	115	28	49	0
	6 / 7	113	31	59	0
	8	125	23	61	0
	9 / 10	124	24	63	0
	14 / 15	107	27	46	1
Parma		965	216	458	3
Penfield					
	1	21	3	7	0
	2	60	14	18	0
	3 / 39	100	22	46	0
	4 / 14	146	32	57	0
	5 / 17	42	6	19	1
	6 / 34	40	2	6	0
	7 / 28	140	34	35	2
	8	71	19	23	0
	9 / 22	263	34	90	0
	10	56	16	22	0
	11	51	17	14	0
	12 / 24	189	32	76	0
	13	87	15	29	0
	15	75	16	30	1
	16	23	7	8	0
	18 / 36	87	10	42	0
	19	107	18	54	0

LIEUTENANT GOVERNOR
 REPUBLICAN PRIMARY
 DETAIL

LEGISLATIVE DISTRICT OR TOWN	ELECTION DISTRICT	TOTAL VOTERS	GREGORY J. EDWARDS	THOMAS V. OGNIBENE	SCATTER
			3B	4B	
Penfield	20 / 42	127	22	52	0
	21	62	9	14	0
	23	85	15	25	0
	25 / 33	125	26	55	1
	26	35	9	15	0
	27	89	21	28	0
	29 / 35	106	16	45	0
	30	84	17	30	4
	31 / 32	105	18	36	1
	37	92	20	47	0
	38 / 40	132	19	78	0
	41	56	11	26	0
Penfield		2,656	500	1,027	10
Perinton	1 / 39	136	25	64	0
	2	82	12	26	0
	3 / 32	133	36	48	0
	4	62	9	20	0
	5 / 20	128	23	49	0
	6 / 25	118	23	43	0
	7	72	6	31	0
	8 / 27	127	27	51	1
	9	87	19	35	0
	10 / 11 / 46	163	36	57	0
	12 / 16 / 22	145	33	47	0
	13 / 55	143	30	63	0
	14	86	14	46	0
	15 / 48	56	12	21	1
	17 / 44	141	28	50	0
	18	85	15	28	0
	19 / 23	152	28	72	1
	21	73	14	32	0
	24	146	39	62	2
	26 / 40	126	27	44	0
	28 / 49	107	22	52	0
	29 / 41	81	20	28	0
	30 / 36	106	14	45	0
	31	79	13	38	1
	33 / 53	130	26	56	0
	34	74	12	39	0
	35 / 52	120	26	47	0
	37 / 42	116	18	50	0
	38	73	15	31	0
	43	101	14	50	0
	45	105	25	49	0
	47	55	7	32	0
	50	21	5	5	0
	51	74	11	39	1

LIEUTENANT GOVERNOR
 REPUBLICAN PRIMARY
 DETAIL

LEGISLATIVE DISTRICT OR TOWN	ELECTION DISTRICT	TOTAL VOTERS	GREGORY J. EDWARDS	THOMAS V. OGNIBENE	SCATTER
			3B	4B	
Perinton	54	94	23	35	0
	56	59	6	32	1
Perinton		3,656	713	1,517	8
Pittsford	1 / 2	147	32	42	1
	3	186	61	44	0
	4	68	19	27	1
	5 / 20	150	37	38	1
	6 / 9	156	21	53	0
	7 / 26	128	25	52	1
	8	94	19	42	1
	10 / 31	123	26	43	0
	11 / 15	102	10	42	1
	12 / 21	151	37	52	0
	13 / 30	139	26	50	0
	14	93	23	29	0
	16 / 27	116	28	38	0
	17	92	16	35	1
	18 / 28	133	15	43	1
	19 / 29	145	32	57	0
	22	93	20	30	0
	23	85	19	31	0
	24	99	21	36	2
	25	102	20	27	2
32	67	12	33	0	
33	68	20	33	0	
34	56	8	28	0	
Pittsford		2,593	547	905	12
Riga	1 / 3	154	42	68	2
	2 / 6	149	29	58	2
	4 / 5	168	37	81	0
Riga		471	108	207	4
Rush	1 / 2	116	27	50	2
	3 / 4	186	33	76	0
Rush		302	60	126	2
Sweden	1 / 5 / 6	157	31	57	0
	2 / 9	60	7	19	0
	3	77	22	30	0
	4 / 11	91	27	35	0
	7 / 8	131	36	50	1
	10 / 12	124	26	56	1
Sweden		640	149	247	2

LIEUTENANT GOVERNOR
 REPUBLICAN PRIMARY
 DETAIL

LEGISLATIVE DISTRICT OR TOWN	ELECTION DISTRICT	TOTAL VOTERS	GREGORY J. EDWARDS	THOMAS V. OGNIBENE	SCATTER
			3B	4B	
Webster	1 / 2	162	42	62	0
	3 / 36	131	30	53	0
	4 / 14	105	26	36	0
	5	47	5	18	0
	6 / 43	96	25	28	1
	7 / 22	130	22	49	0
	8 / 18	114	23	41	0
	9 / 34	109	26	54	0
	10 / 17	131	31	59	0
	11	42	7	15	0
	12	88	15	35	1
	13	69	14	29	0
	15 / 39	123	22	45	1
	16 / 26	107	18	38	0
	19	96	24	38	0
	20 / 42	132	25	54	0
	21 / 35	115	35	40	1
	23 / 33	108	28	39	0
	24	118	23	55	0
	25	34	5	13	0
	27 / 40	138	29	55	0
	28 / 41	109	25	36	1
	29 / 32	111	17	47	0
	30	47	7	19	0
	31	90	23	33	0
	37	101	15	42	1
	38	90	17	32	0
Webster		2,743	579	1,065	6
Wheatland	1 / 3	150	17	43	0
	2	89	10	37	0
	4 / 5	101	22	41	0
Wheatland		340	49	121	0
TOWNS		34,297	6,696	12,742	106
GRAND TOTAL:		43,598	7,352	13,788	115

UNITED STATES SENATOR
6 YEAR TERM
REPUBLICAN PRIMARY
SUMMARY

LEGISLATIVE DISTRICT OR TOWN	TOTAL VOTERS	GARY BERNTSEN	JAY TOWNSEND	SCATTER
		10B	11B	
Leg. Dist. 06	308	62	59	1
Leg. Dist. 07	219	42	35	1
Leg. Dist. 21	1,390	133	131	0
Leg. Dist. 22	450	7	11	0
Leg. Dist. 23	1,498	134	148	3
Leg. Dist. 24	1,074	78	88	1
Leg. Dist. 25	1,117	38	47	0
Leg. Dist. 26	551	95	95	2
Leg. Dist. 27	1,144	71	85	1
Leg. Dist. 28	641	58	68	2
Leg. Dist. 29	951	85	92	0
CITY	9,343	803	859	11
Brighton	2,951	529	469	10
Chili	2,051	642	573	5
Clarkson	433	156	139	1
East Rochester	330	74	87	0
Gates	1,512	411	429	6
Greece	4,905	1,424	1,378	13
Hamlin	646	261	233	3
Henrietta	2,043	550	582	4
Irondequoit	3,234	745	760	9
Mendon	754	261	244	2
Ogden	1,133	399	364	0
Parma	966	370	293	3
Penfield	2,658	764	727	6
Perinton	3,665	1,116	1,048	9
Pittsford	2,605	727	679	8
Riga	471	173	132	3
Rush	302	115	69	2
Sweden	642	202	195	3
Webster	2,745	850	744	6
Wheatland	340	99	74	0
TOWNS	34,386	9,868	9,219	93
GRAND TOTAL:	43,729	10,671	10,078	104

UNITED STATES SENATOR
6 YEAR TERM
REPUBLICAN PRIMARY
DETAIL

LEGISLATIVE DISTRICT OR TOWN	ELECTION DISTRICT	TOTAL VOTERS	GARY BERNTSEN	JAY TOWNSEND	SCATTER
			10B	11B	
Leg. Dist. 06					
	1	87	18	17	0
	2 / 3	68	14	15	0
	4 / 5	96	21	18	1
	6	57	9	9	0
Leg. Dist. 06		308	62	59	1
Leg. Dist. 07					
	1	80	21	10	1
	2	82	13	14	0
	3	57	8	11	0
Leg. Dist. 07		219	42	35	1
Leg. Dist. 21					
	1 / 24	120	18	12	0
	2 / 10	144	12	31	0
	3 / 4 / 15	102	8	6	0
	5 / 16 / 32	65	9	7	0
	6	81	6	4	0
	7	61	9	6	0
	8	19	2	3	0
	9	53	6	4	0
	11 / 22-1	57	7	5	0
	12	62	5	8	0
	13 / 23-15	58	3	6	0
	14	95	12	10	0
	17 / 28	55	3	3	0
	18	35	6	3	0
	19	17	1	1	0
	20	25	4	2	0
	21	45	4	4	0
	22	26	4	2	0
	23	31	2	1	0
	25 / 27	59	0	3	0
	26	31	1	1	0
	29	13	0	1	0
	30 / 22-8 / 22-22	60	3	4	0
	31 / 34	21	1	0	0
	33 / 23-13	55	7	4	0
Leg. Dist. 21		1,390	133	131	0
Leg. Dist. 22					
	2 / 13	17	0	1	0
	3	38	0	0	0
	4 / 16 / 19	33	1	0	0
	5	21	0	1	0
	6	30	0	0	0
	7	23	1	0	0
	9	24	0	1	0
	10 / 17	35	1	3	0
	11 / 21	55	1	0	0

UNITED STATES SENATOR
6 YEAR TERM
REPUBLICAN PRIMARY
DETAIL

LEGISLATIVE DISTRICT OR TOWN	ELECTION DISTRICT	TOTAL VOTERS	GARY BERNTSEN	JAY TOWNSEND	SCATTER
			10B	11B	
Leg. Dist. 22					
	12 / 23	37	0	1	0
	14 / 15	73	2	2	0
	18	23	0	1	0
	20 / 29-27	28	1	0	0
	24	13	0	1	0
Leg. Dist. 22		450	7	11	0
Leg. Dist. 23					
	1 / 6 / 9	112	8	12	0
	2 / 3 / 11	179	9	12	1
	4 / 12 / 22	216	19	22	0
	5 / 7	94	9	8	0
	8 / 14	86	4	10	0
	10 / 20	157	11	8	0
	16 / 24-16	86	5	11	1
	17 / 18	109	13	10	0
	19 / 27	82	16	11	0
	21	78	7	9	0
	23	25	5	3	1
	24	58	5	8	0
	25 / 26	216	23	24	0
Leg. Dist. 23		1,498	134	148	3
Leg. Dist. 24					
	1 / 13	197	11	14	1
	2 / 3	182	13	10	0
	4 / 10	139	7	8	0
	5	76	8	6	0
	6	43	6	7	0
	7	46	4	7	0
	8 / 9	103	6	13	0
	11 / 12	45	3	5	0
	14 / 15	217	17	17	0
	17	26	3	1	0
Leg. Dist. 24		1,074	78	88	1
Leg. Dist. 25					
	1 / 22	78	5	3	0
	2	48	0	1	0
	3	93	3	2	0
	4	5	0	1	0
	5 / 10	93	2	3	0
	6	68	1	2	0
	7 / 13	86	1	1	0
	8 / 27-9	97	3	1	0
	9 / 11	68	1	0	0
	12	69	2	3	0
	14 / 24	91	4	7	0
	15 / 27-18	71	0	4	0
	16 / 23	8	1	1	0

UNITED STATES SENATOR
6 YEAR TERM
REPUBLICAN PRIMARY
DETAIL

LEGISLATIVE DISTRICT OR TOWN	ELECTION DISTRICT	TOTAL VOTERS	GARY BERNTSEN	JAY TOWNSEND	SCATTER
			10B	11B	
Leg. Dist. 25					
	17	15	0	0	0
	18	107	8	8	0
	19 / 21	35	4	5	0
	20 / 25	85	3	5	0
Leg. Dist. 25		1,117	38	47	0
Leg. Dist. 26					
	1 / 2 / 13 / 28-10	71	6	10	0
	3 / 4	86	24	15	0
	5 / 11	50	4	8	0
	7 / 8	72	14	10	1
	9 / 14	67	17	10	0
	10 / 12	103	12	18	1
	15 / 28-18 / 28-19	67	10	15	0
	16	35	8	9	0
Leg. Dist. 26		551	95	95	2
Leg. Dist. 27					
	1 / 2	105	7	10	0
	3 / 24	64	1	9	0
	4 / 5	128	8	10	0
	6 / 17	84	4	9	0
	7 / 12	91	11	7	0
	8	45	1	7	0
	10 / 11	110	14	15	0
	13 / 21	78	3	2	0
	14	39	3	2	1
	15	61	2	3	0
	16	58	2	1	0
	19 / 23	95	4	2	0
	20	30	0	0	0
	22	91	3	2	0
	27	33	3	4	0
	28	32	5	2	0
Leg. Dist. 27		1,144	71	85	1
Leg. Dist. 28					
	1 / 5 / 16	104	12	12	0
	2 / 3	51	3	4	1
	4	52	4	6	0
	6 / 9	45	6	5	1
	7	54	5	5	0
	8	71	5	5	0
	11 / 13 / 25	71	7	10	0
	12	18	0	2	0
	14 / 15 / 22	63	4	10	0
	17	6	0	0	0
	21	44	8	4	0
	23 / 24	62	4	5	0
Leg. Dist. 28		641	58	68	2

UNITED STATES SENATOR
6 YEAR TERM
REPUBLICAN PRIMARY
DETAIL

LEGISLATIVE DISTRICT OR TOWN	ELECTION DISTRICT	TOTAL VOTERS	GARY BERNTSEN	JAY TOWNSEND	SCATTER
			10B	11B	
Leg. Dist. 29	1	2	0	0	0
	2 / 26	35	3	2	0
	3 / 8 / 9	120	11	16	0
	4 / 6	79	6	10	0
	5 / 7	50	4	8	0
	10	32	4	6	0
	11 / 14	74	2	12	0
	12 / 24	82	8	5	0
	13	14	2	2	0
	15 / 16	50	4	4	0
	17	0	0	0	0
	18	62	10	7	0
	19	28	2	3	0
	20	41	4	0	0
	21	60	4	4	0
	22	61	1	1	0
	23	75	5	3	0
	25	86	15	9	0
Leg. Dist. 29		951	85	92	0
CITY		9,343	803	859	11
Brighton	1 / 13	137	11	30	0
	2 / 26 / 44	112	25	29	0
	3	69	11	21	2
	4 / 5	110	14	8	0
	6	92	20	13	0
	7 / 11 / 15	211	49	36	0
	8 / 16 / 18	174	37	30	1
	9	68	11	11	0
	10 / 21	122	29	16	0
	12	79	13	7	0
	14 / 30	238	28	43	1
	17	32	5	1	0
	19	57	10	8	0
	20 / 35	106	18	9	0
	22 / 37 / 42	170	26	25	0
	23 / 33	150	21	15	2
	24 / 34	172	34	36	0
	25 / 27	119	21	13	2
	28	72	11	7	0
	29 / 39	124	23	34	0
	31 / 32	142	23	27	0
	36 / 45	57	11	8	1
	38	83	21	8	0
	40 / 46	133	30	14	1
	41 / 43	122	27	20	0
Brighton		2,951	529	469	10

UNITED STATES SENATOR
6 YEAR TERM
REPUBLICAN PRIMARY
DETAIL

LEGISLATIVE DISTRICT OR TOWN	ELECTION DISTRICT	TOTAL VOTERS	GARY BERNTSEN	JAY TOWNSEND	SCATTER
			10B	11B	
<u>Chili</u>					
	1 / 19	133	38	43	1
	2	103	32	31	0
	3	76	17	20	0
	4 / 30 / 32	132	34	44	0
	5 / 23 / 29	128	37	36	0
	6 / 9	123	42	33	0
	7 / 15	76	21	13	2
	8	79	31	20	0
	10	61	21	21	0
	11 / 12	101	39	37	0
	13 / 21	143	50	40	0
	14	83	30	19	0
	16 / 22	107	27	27	0
	17	177	62	61	0
	18 / 26	131	38	31	0
	20	71	26	14	0
	24	106	36	30	0
	25 / 28	90	28	19	0
	27	55	9	18	0
	31	1	1	0	0
	33	75	23	16	2
Chili		2,051	642	573	5
<u>Clarkson</u>					
	1 / 3	159	52	49	1
	2 / 5	123	40	46	0
	4	92	36	27	0
	6	59	28	17	0
Clarkson		433	156	139	1
<u>East Rochester</u>					
	1	57	12	12	0
	2 / 3	101	25	32	0
	4 / 5	78	16	25	0
	6 / 7	94	21	18	0
East Rochester		330	74	87	0
<u>Gates</u>					
	1 / 11	66	13	23	1
	2 / 4	76	17	24	0
	3 / 15	99	26	21	1
	5 / 23	158	47	40	0
	6 / 10 / 22	120	38	40	0
	7	74	17	24	1
	8 / 19 / 28	122	35	34	0
	9 / 33	105	18	30	0
	12 / 32	82	27	23	1
	13	27	8	8	0
	14 / 16	70	20	14	0
	17 / 29	85	20	22	1

UNITED STATES SENATOR
6 YEAR TERM
REPUBLICAN PRIMARY
DETAIL

LEGISLATIVE DISTRICT OR TOWN	ELECTION DISTRICT	TOTAL VOTERS	GARY BERNTSEN	JAY TOWNSEND	SCATTER
			10B	11B	
Gates					
	18 / 34	73	17	25	0
	20 / 25	91	33	28	0
	21 / 31	75	21	28	1
	24	48	15	11	0
	26 / 35	92	30	22	0
	27 / 30	49	9	12	0
Gates		1,512	411	429	6
Greece					
	1 / 21 / 30	89	22	19	0
	2 / 34	109	43	35	0
	3 / 52	102	23	38	1
	4 / 75	99	35	23	1
	5 / 8	52	13	19	0
	6 / 7	60	13	17	1
	9 / 20	81	20	24	0
	10 / 11 / 25	71	23	14	0
	12 / 46	55	17	11	0
	13 / 40	81	22	19	0
	14 / 83	64	12	17	0
	15 / 71	98	33	35	0
	16 / 38 / 76	152	47	46	0
	17 / 39	94	32	30	0
	18 / 67	87	21	31	0
	19 / 23	136	30	32	1
	22 / 63	70	17	15	1
	24 / 109	106	31	27	0
	26	44	12	14	1
	27 / 108	57	19	13	0
	28 / 45	102	28	34	0
	29 / 66	89	25	19	0
	31 / 47	69	26	16	0
	32	26	7	4	0
	33 / 57	65	19	16	0
	35 / 84	137	40	36	1
	36 / 42	92	26	32	0
	37 / 81	76	36	17	0
	41 / 48 / 78	110	32	26	2
	43 / 107	77	24	24	0
	44	63	14	17	0
	49 / 55	95	28	28	0
	50 / 56	129	36	46	0
	51 / 68	90	25	19	0
	53 / 72	75	27	16	0
	54	31	11	12	0
	58 / 90	97	25	26	0
	59 / 61	73	17	24	1
	60 / 95	62	12	11	1
	62 / 101	69	22	20	0
	64 / 80	85	30	34	0

UNITED STATES SENATOR
6 YEAR TERM
REPUBLICAN PRIMARY
DETAIL

LEGISLATIVE DISTRICT OR TOWN	ELECTION DISTRICT	TOTAL VOTERS	GARY BERNTSEN	JAY TOWNSEND	SCATTER
			10B	11B	
Greece	65	69	21	17	0
	69 / 94	93	22	25	0
	70	79	21	33	1
	73 / 85	81	29	22	0
	74 / 82	55	16	10	0
	77	67	18	14	0
	79	61	24	16	0
	86	82	22	25	0
	87	49	12	14	0
	88 / 104 / 105	108	31	29	0
	89 / 99	80	26	30	0
	91	92	33	23	0
	92 / 100	137	33	43	1
	93	79	18	11	0
	96	32	13	10	0
	97	138	34	49	0
	98 / 106	82	27	21	0
	102 / 103	<u>102</u>	<u>29</u>	<u>30</u>	<u>0</u>
Greece		4,905	1,424	1,378	13
Hamlin	1 / 6 / 8	142	54	46	0
	2 / 5	131	62	46	0
	3 / 7	139	62	46	0
	4	72	24	28	2
	9	53	16	26	1
	10	94	41	35	0
	11	<u>15</u>	<u>2</u>	<u>6</u>	<u>0</u>
Hamlin		646	261	233	3
Henrietta	1 / 12	139	43	44	0
	2 / 20	117	24	42	0
	3 / 30	135	35	44	0
	4 / 5	140	34	28	2
	6 / 8	107	24	34	0
	7 / 22	135	34	29	0
	9 / 14	110	34	33	1
	10 / 18	99	27	28	0
	11 / 23 / 34	116	20	37	0
	13	49	16	14	0
	15 / 16	89	24	25	0
	17 / 25	153	48	41	0
	19 / 35	95	33	31	0
	21 / 28	116	36	28	0
	24 / 33	60	21	13	0
	26	107	17	35	0
	27 / 31	111	29	33	1

UNITED STATES SENATOR
6 YEAR TERM
REPUBLICAN PRIMARY
DETAIL

LEGISLATIVE DISTRICT OR TOWN	ELECTION DISTRICT	TOTAL VOTERS	GARY BERNTSEN	JAY TOWNSEND	SCATTER
			10B	11B	
Henrietta					
	29	75	20	19	0
	32	90	31	24	0
Henrietta		2,043	550	582	4
Irondequoit					
	1	33	2	8	0
	2 / 9 / 40	113	26	27	1
	3	59	11	10	0
	4 / 46	110	22	30	0
	5 / 12	77	14	13	0
	6 / 7	153	36	43	0
	8 / 10	115	38	30	0
	11 / 52	84	16	15	1
	13 / 31	100	22	22	0
	14 / 28	96	22	32	0
	15	92	15	34	0
	16 / 22	109	21	30	0
	17 / 32	87	20	20	0
	18 / 71 / 72	73	17	18	0
	19	54	7	14	0
	20 / 62	108	31	25	0
	21 / 70	45	9	15	1
	23 / 29	77	19	8	0
	24 / 64	97	22	14	0
	25 / 33	82	18	22	0
	26 / 54 / 65	81	16	20	2
	27 / 42 / 63	126	36	26	0
	30 / 49	83	27	12	0
	34	99	18	33	1
	35 / 43	73	13	19	1
	36 / 69	42	5	7	0
	37	50	13	11	0
	38 / 55 / 56	135	30	31	1
	39	23	4	3	0
	41 / 61	104	26	26	0
	44	94	25	22	1
	45 / 48	100	29	21	0
	47 / 51	82	16	25	0
	50 / 66	33	5	10	0
	53 / 68	71	18	14	0
	57 / 67	119	31	23	0
	58	61	15	9	0
	59 / 60	94	30	18	0
Irondequoit		3,234	745	760	9
Mendon					
	1 / 8	138	41	50	0
	2 / 4	158	50	43	0
	3	112	36	39	1
	5	83	33	24	1

UNITED STATES SENATOR
6 YEAR TERM
REPUBLICAN PRIMARY
DETAIL

LEGISLATIVE DISTRICT OR TOWN	ELECTION DISTRICT	TOTAL VOTERS	GARY BERNTSEN	JAY TOWNSEND	SCATTER
			10B	11B	
Mendon	6	76	32	20	0
	7 / 9	187	69	68	0
Mendon		754	261	244	2
Ogden	1 / 9	104	36	31	0
	2 / 13	116	40	34	0
	3	83	30	23	0
	4 / 18	93	32	38	0
	5	62	23	24	0
	6 / 10	120	33	43	0
	7 / 16 / 20	137	55	45	0
	8	76	34	21	0
	11	53	18	15	0
	12	59	21	20	0
	14 / 17	91	26	29	0
	15	57	22	19	0
	19	82	29	22	0
Ogden		1,133	399	364	0
Parma	1 / 11	125	43	39	0
	2 / 12	102	33	33	0
	3 / 13	155	61	49	2
	4 / 5	115	47	32	0
	6 / 7	113	42	42	0
	8	125	38	44	0
	9 / 10	124	59	27	0
	14 / 15	107	47	27	1
Parma		966	370	293	3
Penfield	1	21	3	7	0
	2	60	19	15	0
	3 / 39	100	31	36	0
	4 / 14	146	54	35	0
	5 / 17	43	14	12	0
	6 / 34	40	1	7	0
	7 / 28	141	39	25	2
	8	71	17	25	0
	9 / 22	263	52	70	0
	10	56	17	16	1
	11	51	15	14	0
	12 / 24	189	56	49	0
	13	87	12	25	1
	15	75	18	23	1
	16	23	7	9	0
	18 / 36	87	33	18	0
	19	107	34	35	0
	20 / 42	127	36	36	0

UNITED STATES SENATOR
6 YEAR TERM
REPUBLICAN PRIMARY
DETAIL

LEGISLATIVE DISTRICT OR TOWN	ELECTION DISTRICT	TOTAL VOTERS	GARY BERNTSEN	JAY TOWNSEND	SCATTER
			10B	11B	
Penfield					
	21	62	12	12	0
	23	85	17	24	0
	25 / 33	125	43	35	1
	26	35	13	11	0
	27	89	30	20	0
	29 / 35	106	35	30	0
	30	84	27	23	0
	31 / 32	105	28	28	0
	37	92	33	29	0
	38 / 40	132	49	42	0
	41	56	19	16	0
Penfield		2,658	764	727	6
Perinton					
	1 / 39	136	64	29	0
	2	86	19	20	1
	3 / 32	134	42	44	0
	4	62	15	14	0
	5 / 20	128	26	42	0
	6 / 25	119	24	38	0
	7	72	17	20	0
	8 / 27	127	34	45	2
	9	87	29	22	0
	10 / 11 / 46	164	45	46	0
	12 / 16 / 22	145	43	35	0
	13 / 55	144	49	37	0
	14	86	28	28	0
	15 / 48	56	20	13	1
	17 / 44	141	49	29	0
	18	85	17	26	0
	19 / 23	152	46	51	1
	21	73	25	20	0
	24	146	51	47	1
	26 / 40	126	35	31	1
	28 / 49	107	32	33	0
	29 / 41	81	30	16	0
	30 / 36	106	30	27	0
	31	79	16	33	0
	33 / 53	130	39	37	1
	34	74	26	17	0
	35 / 52	121	43	35	0
	37 / 42	116	39	24	0
	38	73	20	26	0
	43	101	31	29	0
	45	105	34	32	0
	47	55	19	20	0
	50	21	2	8	0
	51	74	27	26	1

UNITED STATES SENATOR
6 YEAR TERM
REPUBLICAN PRIMARY
DETAIL

LEGISLATIVE DISTRICT OR TOWN	ELECTION DISTRICT	TOTAL VOTERS	GARY BERNTSEN	JAY TOWNSEND	SCATTER
			10B	11B	
Perinton					
	54	94	30	29	0
	56	59	20	19	0
Perinton		3,665	1,116	1,048	9
Pittsford					
	1 / 2	147	37	30	0
	3	186	49	54	0
	4	68	23	23	0
	5 / 20	151	41	34	0
	6 / 9	158	38	33	0
	7 / 26	128	40	31	1
	8	96	29	33	1
	10 / 31	123	33	37	0
	11 / 15	102	19	25	1
	12 / 21	151	48	42	0
	13 / 30	140	37	33	0
	14	94	28	22	0
	16 / 27	116	36	26	1
	17	92	27	21	1
	18 / 28	135	21	32	0
	19 / 29	145	44	39	0
	22	95	24	29	0
	23	85	23	26	0
	24	99	31	29	1
	25	102	26	21	2
	32	67	25	20	0
	33	69	28	19	0
	34	56	20	20	0
Pittsford		2,605	727	679	8
Riga					
	1 / 3	154	55	49	1
	2 / 6	149	54	28	2
	4 / 5	168	64	55	0
Riga		471	173	132	3
Rush					
	1 / 2	116	40	30	1
	3 / 4	186	75	39	1
Rush		302	115	69	2
Sweden					
	1 / 5 / 6	159	39	43	0
	2 / 9	60	16	11	0
	3	77	26	31	0
	4 / 11	91	30	35	0
	7 / 8	131	43	38	2
	10 / 12	124	48	37	1
Sweden		642	202	195	3

UNITED STATES SENATOR
6 YEAR TERM
REPUBLICAN PRIMARY
DETAIL

LEGISLATIVE DISTRICT OR TOWN	ELECTION DISTRICT	TOTAL VOTERS	GARY BERNTSEN	JAY TOWNSEND	SCATTER
			10B	11B	
Webster					
	1 / 2	162	53	48	0
	3 / 36	131	36	43	0
	4 / 14	105	36	26	0
	5	47	15	8	0
	6 / 43	96	28	26	1
	7 / 22	131	27	45	0
	8 / 18	114	38	24	0
	9 / 34	109	37	39	1
	10 / 17	131	52	38	0
	11	42	9	11	0
	12	88	22	27	0
	13	69	14	29	0
	15 / 39	123	33	30	0
	16 / 26	107	33	17	0
	19	96	30	27	1
	20 / 42	132	46	33	0
	21 / 35	115	38	33	1
	23 / 33	108	36	30	0
	24	118	44	31	0
	25	34	6	10	0
	27 / 40	139	45	37	0
	28 / 41	109	38	21	1
	29 / 32	111	37	27	0
	30	47	12	15	0
	31	90	27	26	0
	37	101	31	24	0
	38	90	27	19	1
Webster		<u>2,745</u>	<u>850</u>	<u>744</u>	<u>6</u>
Wheatland					
	1 / 3	150	35	25	0
	2	89	26	22	0
	4 / 5	<u>101</u>	<u>38</u>	<u>27</u>	<u>0</u>
Wheatland		340	99	74	0
TOWNS		<u>34,386</u>	<u>9,868</u>	<u>9,219</u>	<u>93</u>
GRAND TOTAL:		<u><u>43,729</u></u>	<u><u>10,671</u></u>	<u><u>10,078</u></u>	<u><u>104</u></u>

UNITED STATES SENATOR
2 YEAR UNEXPIRED TERM
REPUBLICAN PRIMARY
SUMMARY

LEGISLATIVE DISTRICT OR TOWN	TOTAL VOTERS	JOSEPH J. DIOGUARDI	DAVID MALPASS	BRUCE BLAKEMAN	SCATTER
		12B	13B	14B	
Leg. Dist. 06	308	67	38	26	1
Leg. Dist. 07	219	35	27	17	1
Leg. Dist. 21	1,390	109	94	71	0
Leg. Dist. 22	450	16	0	6	0
Leg. Dist. 23	1,498	133	110	63	2
Leg. Dist. 24	1,074	70	56	44	1
Leg. Dist. 25	1,117	37	38	16	0
Leg. Dist. 26	551	98	59	37	2
Leg. Dist. 27	1,144	68	57	40	0
Leg. Dist. 28	641	73	37	25	1
Leg. Dist. 29	951	93	56	34	0
CITY	9,343	799	572	379	8
Brighton	2,951	414	405	244	7
Chili	2,051	550	399	291	0
Clarkson	433	129	101	77	1
East Rochester	330	89	43	41	0
Gates	1,512	480	219	161	7
Greece	4,905	1,367	1,007	534	14
Hamlin	646	215	167	127	2
Henrietta	2,043	543	389	227	5
Irondequoit	3,234	713	540	326	7
Mendon	754	201	187	132	2
Ogden	1,133	364	258	164	1
Parma	966	312	228	153	3
Penfield	2,658	635	569	354	8
Perinton	3,665	853	892	524	5
Pittsford	2,605	537	615	324	10
Riga	471	130	123	68	3
Rush	302	79	68	37	2
Sweden	642	163	157	96	2
Webster	2,745	663	663	346	6
Wheatland	340	76	63	36	0
TOWNS	34,386	8,513	7,093	4,262	85
GRAND TOTAL:	43,729	9,312	7,665	4,641	93

UNITED STATES SENATOR
2 YEAR UNEXPIRED TERM
REPUBLICAN PRIMARY
DETAIL

LEGISLATIVE DISTRICT OR TOWN	ELECTION DISTRICT	TOTAL VOTERS	JOSEPH J. DIOGUARDI	DAVID MALPASS	BRUCE BLAKEMAN	SCATTER
			12B	13B	14B	
<u>Leg. Dist. 06</u>						
	1	87	21	8	12	0
	2 / 3	68	18	6	7	0
	4 / 5	96	24	13	3	1
	6	57	4	11	4	0
		<u>308</u>	<u>67</u>	<u>38</u>	<u>26</u>	<u>1</u>
<u>Leg. Dist. 06</u>						
<u>Leg. Dist. 07</u>						
	1	80	16	9	7	1
	2	82	10	10	6	0
	3	57	9	8	4	0
		<u>219</u>	<u>35</u>	<u>27</u>	<u>17</u>	<u>1</u>
<u>Leg. Dist. 07</u>						
<u>Leg. Dist. 21</u>						
	1 / 24	120	9	8	13	0
	2 / 10	144	18	14	12	0
	3 / 4 / 15	102	8	7	1	0
	5 / 16 / 32	65	8	6	3	0
	6	81	3	4	3	0
	7	61	9	4	6	0
	8	19	1	3	0	0
	9	53	3	5	2	0
	11 / 22-1	57	6	4	3	0
	12	62	5	2	6	0
	13 / 23-15	58	2	5	2	0
	14	95	13	6	4	0
	17 / 28	55	1	4	1	0
	18	35	1	5	3	0
	19	17	1	1	0	0
	20	25	3	2	1	0
	21	45	0	3	4	0
	22	26	4	1	2	0
	23	31	3	0	1	0
	25 / 27	59	2	0	1	0
	26	31	0	2	0	0
	29	13	0	1	0	0
	30 / 22-8 / 22-22	60	4	2	1	0
	31 / 34	21	1	0	0	0
	33 / 23-13	55	4	5	2	0
		<u>1,390</u>	<u>109</u>	<u>94</u>	<u>71</u>	<u>0</u>
<u>Leg. Dist. 21</u>						
<u>Leg. Dist. 22</u>						
	2 / 13	17	1	0	0	0
	3	38	0	0	0	0
	4 / 16 / 19	33	1	0	0	0
	5	21	0	0	1	0
	6	30	0	0	1	0
	7	23	2	0	0	0

UNITED STATES SENATOR
2 YEAR UNEXPIRED TERM
REPUBLICAN PRIMARY
DETAIL

LEGISLATIVE DISTRICT OR TOWN	ELECTION DISTRICT	TOTAL VOTERS	JOSEPH J. DIOGUARDI	DAVID MALPASS	BRUCE BLAKEMAN	SCATTER
			12B	13B	14B	
<u>Leg. Dist. 22</u>						
	9	24	0	0	1	0
	10 / 17	35	3	0	1	0
	11 / 21	55	3	0	0	0
	12 / 23	37	1	0	0	0
	14 / 15	73	2	0	2	0
	18	23	1	0	0	0
	20 / 29-27	28	1	0	0	0
	24	13	1	0	0	0
		<u>450</u>	<u>16</u>	<u>0</u>	<u>6</u>	<u>0</u>
<u>Leg. Dist. 22</u>						
<u>Leg. Dist. 23</u>						
	1 / 6 / 9	112	6	10	6	0
	2 / 3 / 11	179	14	3	6	1
	4 / 12 / 22	216	15	21	7	0
	5 / 7	94	7	4	7	0
	8 / 14	86	5	8	3	0
	10 / 20	157	10	6	3	0
	16 / 24-16	86	5	6	7	1
	17 / 18	109	14	6	5	0
	19 / 27	82	16	12	5	0
	21	78	8	8	2	0
	23	25	3	4	2	0
	24	58	7	4	3	0
	25 / 26	216	23	18	7	0
		<u>1,498</u>	<u>133</u>	<u>110</u>	<u>63</u>	<u>2</u>
<u>Leg. Dist. 23</u>						
<u>Leg. Dist. 24</u>						
	1 / 13	197	11	8	6	1
	2 / 3	182	11	9	5	0
	4 / 10	139	5	4	5	0
	5	76	3	7	4	0
	6	43	3	4	5	0
	7	46	5	4	3	0
	8 / 9	103	9	5	7	0
	11 / 12	45	4	3	2	0
	14 / 15	217	17	11	6	0
	17	26	2	1	1	0
		<u>1,074</u>	<u>70</u>	<u>56</u>	<u>44</u>	<u>1</u>
<u>Leg. Dist. 24</u>						
<u>Leg. Dist. 25</u>						
	1 / 22	78	2	5	1	0
	2	48	1	0	0	0
	3	93	1	3	1	0
	4	5	1	0	0	0
	5 / 10	93	1	3	2	0
	6	68	3	0	0	0
	7 / 13	86	1	2	0	0

UNITED STATES SENATOR
2 YEAR UNEXPIRED TERM
REPUBLICAN PRIMARY
DETAIL

LEGISLATIVE DISTRICT OR TOWN	ELECTION DISTRICT	TOTAL VOTERS	JOSEPH J. DIOGUARDI	DAVID MALPASS	BRUCE BLAKEMAN	SCATTER
			12B	13B	14B	
Leg. Dist. 25	8 / 27-9	97	4	0	0	0
	9 / 11	68	1	0	0	0
	12	69	0	4	1	0
	14 / 24	91	5	2	4	0
	15 / 27-18	71	2	3	0	0
	16 / 23	8	1	1	0	0
	17	15	0	0	0	0
	18	107	8	5	5	0
	19 / 21	35	3	6	1	0
	20 / 25	85	3	4	1	0
Leg. Dist. 25		1,117	37	38	16	0
Leg. Dist. 26	1 / 2 / 13 / 28-10	71	9	5	0	0
	3 / 4	86	20	14	7	0
	5 / 11	50	6	3	2	0
	7 / 8	72	14	7	5	1
	9 / 14	67	12	11	6	0
	10 / 12	103	17	6	7	0
	15 / 28-18 / 28-19	67	9	11	6	1
	16	35	11	2	4	0
Leg. Dist. 26		551	98	59	37	2
Leg. Dist. 27	1 / 2	105	6	7	4	0
	3 / 24	64	6	2	2	0
	4 / 5	128	4	9	6	0
	6 / 17	84	5	4	5	0
	7 / 12	91	6	9	4	0
	8	45	4	4	0	0
	10 / 11	110	15	11	4	0
	13 / 21	78	2	2	2	0
	14	39	1	2	3	0
	15	61	5	2	0	0
	16	58	1	0	2	0
	19 / 23	95	4	0	2	0
	20	30	0	0	0	0
	22	91	2	1	2	0
	27	33	4	2	2	0
	28	32	3	2	2	0
Leg. Dist. 27		1,144	68	57	40	0
Leg. Dist. 28	1 / 5 / 16	104	15	6	3	0
	2 / 3	51	1	5	2	1
	4	52	9	2	0	0
	6 / 9	45	7	3	2	0

UNITED STATES SENATOR
2 YEAR UNEXPIRED TERM
REPUBLICAN PRIMARY
DETAIL

LEGISLATIVE DISTRICT OR TOWN	ELECTION DISTRICT	TOTAL VOTERS	JOSEPH J. DIOGUARDI	DAVID MALPASS	BRUCE BLAKEMAN	SCATTER
			12B	13B	14B	
<u>Leg. Dist. 28</u>						
	7	54	7	1	3	0
	8	71	7	3	1	0
	11 / 13 / 25	71	6	4	7	0
	12	18	2	0	0	0
	14 / 15 / 22	63	10	2	3	0
	17	6	0	0	0	0
	21	44	4	8	1	0
	23 / 24	62	5	3	3	0
<u>Leg. Dist. 28</u>		<u>641</u>	<u>73</u>	<u>37</u>	<u>25</u>	<u>1</u>
<u>Leg. Dist. 29</u>						
	1	2	2	0	0	0
	2 / 26	35	2	3	0	0
	3 / 8 / 9	120	15	8	6	0
	4 / 6	79	7	8	1	0
	5 / 7	50	3	3	6	0
	10	32	7	1	2	0
	11 / 14	74	12	4	0	0
	12 / 24	82	5	3	5	0
	13	14	2	2	0	0
	15 / 16	50	5	3	0	0
	17	0	0	0	0	0
	18	62	11	5	0	0
	19	28	2	2	1	0
	20	41	1	0	4	0
	21	60	3	3	2	0
	22	61	1	1	0	0
	23	75	3	4	1	0
	25	86	12	6	6	0
<u>Leg. Dist. 29</u>		<u>951</u>	<u>93</u>	<u>56</u>	<u>34</u>	<u>0</u>
<u>CITY</u>		<u>9,343</u>	<u>799</u>	<u>572</u>	<u>379</u>	<u>8</u>
<u>Brighton</u>						
	1 / 13	137	16	13	13	0
	2 / 26 / 44	112	28	20	9	1
	3	69	10	14	8	2
	4 / 5	110	10	11	2	0
	6	92	13	18	4	0
	7 / 11 / 15	211	36	32	21	0
	8 / 16 / 18	174	21	36	14	1
	9	68	8	9	6	0
	10 / 21	122	16	24	11	0
	12	79	12	8	3	0
	14 / 30	238	38	18	23	1
	17	32	1	1	4	0
	19	57	11	3	5	0

UNITED STATES SENATOR
2 YEAR UNEXPIRED TERM
REPUBLICAN PRIMARY
DETAIL

LEGISLATIVE DISTRICT OR TOWN	ELECTION DISTRICT	TOTAL VOTERS	JOSEPH J. DIOGUARDI	DAVID MALPASS	BRUCE BLAKEMAN	SCATTER
			12B	13B	14B	
Brighton						
	20 / 35	106	12	12	5	0
	22 / 37 / 42	170	21	17	16	1
	23 / 33	150	10	19	9	1
	24 / 34	172	33	28	17	0
	25 / 27	119	13	13	8	0
	28	72	2	10	5	0
	29 / 39	124	20	23	18	0
	31 / 32	142	21	22	9	0
	36 / 45	57	12	6	4	0
	38	83	14	11	6	0
	40 / 46	133	13	20	13	0
	41 / 43	122	23	17	11	0
Brighton		2,951	414	405	244	7
Chili						
	1 / 19	133	31	33	17	0
	2	103	26	24	11	0
	3	76	19	9	11	0
	4 / 30 / 32	132	41	17	21	0
	5 / 23 / 29	128	28	28	18	0
	6 / 9	123	36	16	23	0
	7 / 15	76	21	10	9	0
	8	79	16	20	14	0
	10	61	25	10	12	0
	11 / 12	101	28	25	22	0
	13 / 21	143	46	28	16	0
	14	83	26	21	5	0
	16 / 22	107	25	18	12	0
	17	177	56	44	22	0
	18 / 26	131	31	21	20	0
	20	71	14	18	11	0
	24	106	25	25	18	0
	25 / 28	90	25	12	12	0
	27	55	13	8	6	0
	31	1	0	1	0	0
	33	75	18	11	11	0
Chili		2,051	550	399	291	0
Clarkson						
	1 / 3	159	47	34	23	1
	2 / 5	123	31	36	23	0
	4	92	30	17	21	0
	6	59	21	14	10	0
Clarkson		433	129	101	77	1

UNITED STATES SENATOR
2 YEAR UNEXPIRED TERM
REPUBLICAN PRIMARY
DETAIL

LEGISLATIVE DISTRICT OR TOWN	ELECTION DISTRICT	TOTAL VOTERS	JOSEPH J. DIOGUARDI	DAVID MALPASS	BRUCE BLAKEMAN	SCATTER
			12B	13B	14B	
<u>East Rochester</u>						
	1	57	13	10	5	0
	2 / 3	101	28	14	19	0
	4 / 5	78	24	10	10	0
	6 / 7	94	24	9	7	0
<u>East Rochester</u>		330	89	43	41	0
<u>Gates</u>						
	1 / 11	66	25	10	3	1
	2 / 4	76	24	11	6	0
	3 / 15	99	27	12	9	1
	5 / 23	158	36	32	21	0
	6 / 10 / 22	120	36	24	19	0
	7	74	28	12	3	1
	8 / 19 / 28	122	38	16	15	0
	9 / 33	105	30	8	10	0
	12 / 32	82	31	14	4	1
	13	27	10	2	4	0
	14 / 16	70	23	6	7	0
	17 / 29	85	23	7	11	1
	18 / 34	73	25	7	11	0
	20 / 25	91	37	19	10	0
	21 / 31	75	30	12	7	1
	24	48	10	10	7	0
	26 / 35	92	35	11	10	1
	27 / 30	49	12	6	4	0
<u>Gates</u>		1,512	480	219	161	7
<u>Greece</u>						
	1 / 21 / 30	89	22	12	8	0
	2 / 34	109	40	23	19	0
	3 / 52	102	34	18	10	1
	4 / 75	99	25	17	15	2
	5 / 8	52	13	15	4	0
	6 / 7	60	17	10	6	1
	9 / 20	81	17	11	14	0
	10 / 11 / 25	71	12	12	13	0
	12 / 46	55	15	11	4	0
	13 / 40	81	21	22	4	0
	14 / 83	64	11	14	6	0
	15 / 71	98	36	24	12	0
	16 / 38 / 76	152	46	34	18	0
	17 / 39	94	26	20	16	0
	18 / 67	87	31	17	8	1
	19 / 23	136	31	15	16	1
	22 / 63	70	17	9	4	1
	24 / 109	106	36	15	9	0

UNITED STATES SENATOR
2 YEAR UNEXPIRED TERM
REPUBLICAN PRIMARY
DETAIL

LEGISLATIVE DISTRICT OR TOWN	ELECTION DISTRICT	TOTAL VOTERS	JOSEPH J. DIOGUARDI	DAVID MALPASS	BRUCE BLAKEMAN	SCATTER
			12B	13B	14B	
Greece	26	44	12	9	4	1
	27 / 108	57	9	20	2	0
	28 / 45	102	29	24	11	0
	29 / 66	89	16	20	13	0
	31 / 47	69	21	14	7	0
	32	26	6	5	1	0
	33 / 57	65	18	12	7	0
	35 / 84	137	37	30	11	1
	36 / 42	92	28	20	12	0
	37 / 81	76	25	17	11	0
	41 / 48 / 78	110	32	20	10	0
	43 / 107	77	16	24	9	0
	44	63	12	15	4	0
	49 / 55	95	31	15	11	0
	50 / 56	129	41	25	19	0
	51 / 68	90	28	17	9	0
	53 / 72	75	22	13	9	0
	54	31	9	9	5	0
	58 / 90	97	27	20	8	0
	59 / 61	73	25	11	6	1
	60 / 95	62	11	10	5	2
	62 / 101	69	18	13	13	0
	64 / 80	85	31	17	14	0
	65	69	19	13	8	0
	69 / 94	93	22	20	8	0
	70	79	24	21	11	1
	73 / 85	81	34	15	6	0
	74 / 82	55	12	8	7	0
	77	67	17	10	4	0
	79	61	17	24	2	0
	86	82	13	25	10	0
	87	49	17	7	4	0
	88 / 104 / 105	108	34	22	8	0
	89 / 99	80	24	25	8	0
	91	92	20	29	7	0
	92 / 100	137	43	21	20	1
	93	79	11	12	7	0
	96	32	9	8	5	0
	97	138	42	30	15	0
	98 / 106	82	25	15	9	0
	102 / 103	102	30	23	8	0
Greece		4,905	1,367	1,007	534	14
Hamlin	1 / 6 / 8	142	52	29	20	0
	2 / 5	131	39	45	27	0

UNITED STATES SENATOR
2 YEAR UNEXPIRED TERM
REPUBLICAN PRIMARY
DETAIL

LEGISLATIVE DISTRICT OR TOWN	ELECTION DISTRICT	TOTAL VOTERS	JOSEPH J. DIOGUARDI	DAVID MALPASS	BRUCE BLAKEMAN	SCATTER
			12B	13B	14B	
Hamlin	3 / 7	139	39	42	30	0
	4	72	23	17	16	1
	9	53	21	9	13	1
	10	94	36	23	19	0
	11	15	5	2	2	0
Hamlin		646	215	167	127	2
Henrietta	1 / 12	139	38	32	14	0
	2 / 20	117	24	30	13	0
	3 / 30	135	42	25	14	0
	4 / 5	140	30	15	16	2
	6 / 8	107	30	18	12	0
	7 / 22	135	38	25	6	0
	9 / 14	110	29	26	14	0
	10 / 18	99	23	17	15	1
	11 / 23 / 34	116	20	30	8	0
	13	49	18	7	6	0
	15 / 16	89	29	13	9	0
	17 / 25	153	34	32	25	0
	19 / 35	95	29	21	17	0
	21 / 28	116	34	13	21	1
	24 / 33	60	20	9	4	0
	26	107	27	23	4	0
	27 / 31	111	24	22	16	1
	29	75	23	15	4	0
	32	90	31	16	9	0
	Henrietta		2,043	543	389	227
Irondequoit	1	33	8	1	1	0
	2 / 9 / 40	113	22	19	17	0
	3	59	11	8	4	0
	4 / 46	110	31	16	9	0
	5 / 12	77	13	8	7	0
	6 / 7	153	38	34	9	0
	8 / 10	115	28	26	19	0
	11 / 52	84	16	10	7	1
	13 / 31	100	22	11	10	0
	14 / 28	96	32	13	10	0
	15	92	22	17	14	0
	16 / 22	109	24	16	13	0
	17 / 32	87	17	15	11	0
	18 / 71 / 72	73	11	16	10	0
	19	54	8	10	3	0
	20 / 62	108	21	20	18	0

UNITED STATES SENATOR
2 YEAR UNEXPIRED TERM
REPUBLICAN PRIMARY
DETAIL

LEGISLATIVE DISTRICT OR TOWN	ELECTION DISTRICT	TOTAL VOTERS	JOSEPH J. DIOGUARDI	DAVID MALPASS	BRUCE BLAKEMAN	SCATTER
			12B	13B	14B	
<u>Irondequoit</u>						
	21 / 70	45	12	7	4	1
	23 / 29	77	17	9	2	0
	24 / 64	97	18	14	7	0
	25 / 33	82	13	20	10	0
	26 / 54 / 65	81	20	10	6	2
	27 / 42 / 63	126	16	32	18	0
	30 / 49	83	16	15	11	0
	34	99	22	26	7	1
	35 / 43	73	15	11	7	1
	36 / 69	42	4	4	3	0
	37	50	13	8	3	0
	38 / 55 / 56	135	38	17	11	1
	39	23	7	3	1	0
	41 / 61	104	27	16	7	0
	44	94	15	21	14	0
	45 / 48	100	24	15	15	0
	47 / 51	82	18	13	11	0
	50 / 66	33	9	6	0	0
	53 / 68	71	18	13	2	0
	57 / 67	119	26	17	11	0
	58	61	10	10	5	0
	59 / 60	94	31	13	9	0
		<u>3,234</u>	<u>713</u>	<u>540</u>	<u>326</u>	<u>7</u>
<u>Mendon</u>						
	1 / 8	138	40	32	23	0
	2 / 4	158	45	29	21	0
	3	112	20	37	21	1
	5	83	26	23	10	1
	6	76	21	14	19	0
	7 / 9	187	49	52	38	0
		<u>754</u>	<u>201</u>	<u>187</u>	<u>132</u>	<u>2</u>
<u>Mendon</u>						
<u>Ogden</u>						
	1 / 9	104	22	26	19	0
	2 / 13	116	36	26	16	0
	3	83	23	23	7	0
	4 / 18	93	33	28	12	0
	5	62	24	11	11	0
	6 / 10	120	41	21	17	1
	7 / 16 / 20	137	48	39	18	0
	8	76	35	17	8	0
	11	53	13	15	5	0
	12	59	23	11	7	0
	14 / 17	91	28	13	16	0

UNITED STATES SENATOR
2 YEAR UNEXPIRED TERM
REPUBLICAN PRIMARY
DETAIL

LEGISLATIVE DISTRICT OR TOWN	ELECTION DISTRICT	TOTAL VOTERS	JOSEPH J. DIOGUARDI	DAVID MALPASS	BRUCE BLAKEMAN	SCATTER
			12B	13B	14B	
Ogden	15	57	12	14	15	0
	19	82	26	14	13	0
Ogden		1,133	364	258	164	1
Parma	1 / 11	125	40	30	19	0
	2 / 12	102	32	17	16	0
	3 / 13	155	44	38	34	2
	4 / 5	115	41	25	17	0
	6 / 7	113	45	27	17	0
	8	125	39	31	16	0
	9 / 10	124	40	32	18	0
	14 / 15	107	31	28	16	1
Parma		966	312	228	153	3
Penfield	1	21	4	5	1	0
	2	60	13	15	5	0
	3 / 39	100	24	25	20	0
	4 / 14	146	43	21	28	0
	5 / 17	43	10	12	3	1
	6 / 34	40	5	3	2	0
	7 / 28	141	32	24	15	2
	8	71	18	17	8	0
	9 / 22	263	44	46	39	0
	10	56	15	12	10	0
	11	51	10	17	4	1
	12 / 24	189	35	46	25	0
	13	87	23	13	7	0
	15	75	23	9	12	1
	16	23	2	12	2	0
	18 / 36	87	22	22	12	0
	19	107	21	32	20	0
	20 / 42	127	34	22	20	0
	21	62	13	8	5	0
	23	85	18	24	3	0
	25 / 33	125	35	29	17	1
	26	35	10	8	5	0
	27	89	17	21	13	1
	29 / 35	106	29	25	11	0
	30	84	19	17	17	1
	31 / 32	105	23	17	16	0
	37	92	25	29	12	0
	38 / 40	132	46	29	15	0
	41	56	22	9	7	0
Penfield		2,658	635	569	354	8

UNITED STATES SENATOR
2 YEAR UNEXPIRED TERM
REPUBLICAN PRIMARY
DETAIL

LEGISLATIVE DISTRICT OR TOWN	ELECTION DISTRICT	TOTAL VOTERS	JOSEPH J. DIOGUARDI	DAVID MALPASS	BRUCE BLAKEMAN	SCATTER
			12B	13B	14B	
Perinton	1 / 39	136	26	32	36	0
	2	86	8	20	14	0
	3 / 32	134	30	45	11	0
	4	62	14	7	9	0
	5 / 20	128	27	34	12	0
	6 / 25	119	21	26	16	0
	7	72	16	12	12	0
	8 / 27	127	40	29	18	2
	9	87	19	17	14	0
	10 / 11 / 46	164	39	34	22	0
	12 / 16 / 22	145	25	38	16	0
	13 / 55	144	34	39	21	0
	14	86	24	24	11	0
	15 / 48	56	13	13	7	1
	17 / 44	141	25	41	14	0
	18	85	10	19	14	0
	19 / 23	152	37	41	24	1
	21	73	17	14	16	0
	24	146	42	38	24	1
	26 / 40	126	27	26	16	0
	28 / 49	107	36	22	11	0
	29 / 41	81	13	26	10	0
	30 / 36	106	24	26	10	0
	31	79	20	19	15	0
	33 / 53	130	34	29	18	0
	34	74	14	21	12	0
	35 / 52	121	29	33	15	0
	37 / 42	116	28	29	11	0
	38	73	18	9	19	0
	43	101	26	26	14	0
	45	105	27	28	19	0
	47	55	18	13	9	0
	50	21	3	7	0	0
	51	74	23	19	12	0
	54	94	25	23	14	0
	56	59	21	13	8	0
Perinton		3,665	853	892	524	5
Pittsford	1 / 2	147	27	27	22	0
	3	186	38	40	32	0
	4	68	24	10	14	0
	5 / 20	151	24	38	13	0
	6 / 9	158	30	27	14	1
	7 / 26	128	11	40	22	1
	8	96	17	29	14	1

UNITED STATES SENATOR
2 YEAR UNEXPIRED TERM
REPUBLICAN PRIMARY
DETAIL

LEGISLATIVE DISTRICT OR TOWN	ELECTION DISTRICT	TOTAL VOTERS	JOSEPH J. DIOGUARDI	DAVID MALPASS	BRUCE BLAKEMAN	SCATTER
			12B	13B	14B	
<u>Pittsford</u>						
	10 / 31	123	18	36	20	0
	11 / 15	102	32	15	5	1
	12 / 21	151	40	45	9	0
	13 / 30	140	20	39	18	0
	14	94	21	25	7	0
	16 / 27	116	24	26	18	0
	17	92	19	18	13	1
	18 / 28	135	25	22	13	0
	19 / 29	145	35	34	13	0
	22	95	18	22	13	0
	23	85	26	12	13	0
	24	99	16	30	18	3
	25	102	18	23	8	2
	32	67	16	18	9	0
	33	69	24	20	7	0
	34	56	14	19	9	0
Pittsford		<u>2,605</u>	<u>537</u>	<u>615</u>	<u>324</u>	<u>10</u>
<u>Riga</u>						
	1 / 3	154	49	38	24	1
	2 / 6	149	35	42	15	2
	4 / 5	168	46	43	29	0
Riga		<u>471</u>	<u>130</u>	<u>123</u>	<u>68</u>	<u>3</u>
<u>Rush</u>						
	1 / 2	116	34	23	16	1
	3 / 4	186	45	45	21	1
Rush		<u>302</u>	<u>79</u>	<u>68</u>	<u>37</u>	<u>2</u>
<u>Sweden</u>						
	1 / 5 / 6	159	35	32	21	0
	2 / 9	60	14	6	10	0
	3	77	30	17	10	0
	4 / 11	91	18	34	12	0
	7 / 8	131	36	31	18	1
	10 / 12	124	30	37	25	1
Sweden		<u>642</u>	<u>163</u>	<u>157</u>	<u>96</u>	<u>2</u>
<u>Webster</u>						
	1 / 2	162	42	38	23	0
	3 / 36	131	29	33	17	0
	4 / 14	105	20	34	10	0
	5	47	13	4	7	0
	6 / 43	96	24	23	7	2
	7 / 22	131	33	29	13	0
	8 / 18	114	17	28	18	0
	9 / 34	109	26	37	15	0

UNITED STATES SENATOR
2 YEAR UNEXPIRED TERM
REPUBLICAN PRIMARY
DETAIL

LEGISLATIVE DISTRICT OR TOWN	ELECTION DISTRICT	TOTAL VOTERS	JOSEPH J. DIOGUARDI	DAVID MALPASS	BRUCE BLAKEMAN	SCATTER
			12B	13B	14B	
Webster						
	10 / 17	131	34	40	17	0
	11	42	12	5	5	0
	12	88	19	26	11	0
	13	69	22	13	9	0
	15 / 39	123	35	14	18	0
	16 / 26	107	25	24	8	0
	19	96	25	23	14	1
	20 / 42	132	34	34	15	0
	21 / 35	115	32	30	11	1
	23 / 33	108	28	33	11	0
	24	118	29	23	25	1
	25	34	6	5	7	0
	27 / 40	139	30	36	20	0
	28 / 41	109	24	22	19	1
	29 / 32	111	27	24	15	0
	30	47	13	9	5	0
	31	90	24	25	10	0
	37	101	27	24	6	0
	38	90	13	27	10	0
Webster		<u>2,745</u>	<u>663</u>	<u>663</u>	<u>346</u>	<u>6</u>
Wheatland						
	1 / 3	150	29	21	12	0
	2	89	21	19	9	0
	4 / 5	<u>101</u>	<u>26</u>	<u>23</u>	<u>15</u>	<u>0</u>
Wheatland		<u>340</u>	<u>76</u>	<u>63</u>	<u>36</u>	<u>0</u>
TOWNS		<u>34,386</u>	<u>8,513</u>	<u>7,093</u>	<u>4,262</u>	<u>85</u>
GRAND TOTAL:		<u><u>43,729</u></u>	<u><u>9,312</u></u>	<u><u>7,665</u></u>	<u><u>4,641</u></u>	<u><u>93</u></u>

COUNTY COURT JUDGE
INDEPENDENCE PRIMARY
(VOTE FOR 3)
SUMMARY

LEGISLATIVE DISTRICT OR TOWN	TOTAL VOTERS	JAMES J. PIAMPIANO	VINCENT M. DINOLFO	VICKI ARGENTO	KELLY C. WOLFORD	KAREN L. MORRIS	SCATTER
		18C	19C	20C	21C	22C	
Leg. Dist. 06	921	1	2	3	2	1	0
Leg. Dist. 07	657	2	0	2	2	3	0
Leg. Dist. 21	4,146	6	11	6	7	8	1
Leg. Dist. 22	1,344	0	0	1	0	1	0
Leg. Dist. 23	4,449	8	6	8	8	10	0
Leg. Dist. 24	3,210	5	6	6	4	3	0
Leg. Dist. 25	3,339	1	2	2	1	3	1
Leg. Dist. 26	1,650	4	6	2	3	5	0
Leg. Dist. 27	3,414	2	1	1	1	2	0
Leg. Dist. 28	1,923	10	8	6	3	6	3
Leg. Dist. 29	2,850	8	7	8	4	3	0
CITY	27,903	47	49	45	35	45	5
Brighton	8,805	27	25	21	27	39	1
Chili	6,135	16	23	14	11	15	3
Clarkson	1,299	10	7	7	1	5	0
East Rochester	990	9	8	31	8	4	1
Gates	4,521	16	19	29	13	17	1
Greece	14,691	53	61	68	44	47	3
Hamlin	1,935	10	5	11	9	11	0
Henrietta	6,117	42	27	28	17	24	6
Irondequoit	9,660	72	124	82	72	50	0
Mendon	2,241	12	10	14	7	8	0
Ogden	3,399	10	7	13	13	13	0
Parma	2,895	11	15	13	8	5	0
Penfield	7,968	36	39	47	41	41	0
Perinton	10,968	28	27	33	28	18	0
Pittsford	7,779	44	46	50	36	26	0
Riga	1,413	10	8	9	5	1	0
Rush	906	1	2	3	2	1	0
Sweden	1,920	4	5	6	10	6	0
Webster	8,229	56	48	42	32	31	0
Wheatland	1,020	0	0	1	1	1	0
TOWNS	102,891	467	506	522	385	363	15
GRAND TOTAL:	130,794	514	555	567	420	408	20

COUNTY COURT JUDGE
INDEPENDENCE PRIMARY
(VOTE FOR 3)
DETAIL

LEGISLATIVE DISTRICT OR TOWN	ELECTION DISTRICT	TOTAL VOTERS	JAMES J. PIAMPIANO	VINCENT M. DINOLFO	VICKI ARGENTO	KELLY C. WOLFORD	KAREN L. MORRIS	SCATTER
			18C	19C	20C	21C	22C	
Leg. Dist. 06								
	1	261	0	1	1	1	0	0
	2 / 3	204	1	0	1	0	1	0
	4 / 5	285	0	0	0	0	0	0
	6	171	0	1	1	1	0	0
Leg. Dist. 06		921	1	2	3	2	1	0
Leg. Dist. 07								
	1	240	0	0	0	1	1	0
	2	246	2	0	2	1	2	0
	3	171	0	0	0	0	0	0
Leg. Dist. 07		657	2	0	2	2	3	0
Leg. Dist. 21								
	1 / 24	354	0	0	2	2	2	0
	2 / 10	432	0	3	0	1	1	0
	3 / 4 / 15	306	1	1	1	0	0	0
	5 / 16 / 32	195	1	1	1	0	0	0
	6	243	2	3	1	1	2	0
	7	183	0	0	0	0	0	0
	8	54	0	0	0	0	0	0
	9	159	0	0	0	0	0	0
	11 / 22-1	171	0	0	0	0	0	0
	12	180	0	0	0	1	0	0
	13 / 23-15	174	0	0	0	0	0	0
	14	285	0	0	0	1	0	0
	17 / 28	159	0	0	0	0	0	0
	18	105	0	0	0	0	0	0
	19	51	0	0	0	0	0	0
	20	75	0	0	0	0	0	1
	21	132	0	0	0	0	0	0
	22	78	0	0	0	0	0	0
	23	93	0	0	0	0	0	0
	25 / 27	177	2	2	1	0	2	0
	26	93	0	0	0	0	0	0
	29	39	0	0	0	0	0	0
	30 / 22-8 / 22-22	180	0	1	0	1	1	0
	31 / 34	63	0	0	0	0	0	0
	33 / 23-13	165	0	0	0	0	0	0
Leg. Dist. 21		4,146	6	11	6	7	8	1
Leg. Dist. 22								
	2 / 13	51	0	0	0	0	0	0
	3	114	0	0	0	0	0	0
	4 / 16 / 19	99	0	0	0	0	0	0
	5	63	0	0	0	0	0	0
	6	87	0	0	0	0	0	0
	7	69	0	0	0	0	0	0

COUNTY COURT JUDGE
INDEPENDENCE PRIMARY
(VOTE FOR 3)
DETAIL

LEGISLATIVE DISTRICT OR TOWN	ELECTION DISTRICT	TOTAL VOTERS	JAMES J. PIAMPIANO	VINCENT M. DINOLFO	VICKI ARGENTO	KELLY C. WOLFORD	KAREN L. MORRIS	SCATTER
			18C	19C	20C	21C	22C	
Leg. Dist. 22								
	9	72	0	0	0	0	0	0
	10 / 17	105	0	0	0	0	0	0
	11 / 21	162	0	0	0	0	1	0
	12 / 23	111	0	0	0	0	0	0
	14 / 15	219	0	0	1	0	0	0
	18	69	0	0	0	0	0	0
	20 / 29-27	84	0	0	0	0	0	0
	24	39	0	0	0	0	0	0
Leg. Dist. 22		1,344	0	0	1	0	1	0
Leg. Dist. 23								
	1 / 6 / 9	333	0	0	1	1	0	0
	2 / 3 / 11	537	1	0	2	1	2	0
	4 / 12 / 22	633	2	1	1	1	2	0
	5 / 7	282	0	0	0	0	0	0
	8 / 14	249	0	0	1	1	1	0
	10 / 20	459	0	0	0	0	0	0
	16 / 24-16	258	1	0	0	0	0	0
	17 / 18	324	0	0	0	0	0	0
	19 / 27	246	0	1	1	0	1	0
	21	234	1	0	1	1	0	0
	23	75	0	0	0	0	0	0
	24	174	1	1	0	0	1	0
	25 / 26	645	2	3	1	3	3	0
Leg. Dist. 23		4,449	8	6	8	8	10	0
Leg. Dist. 24								
	1 / 13	588	0	1	1	0	1	0
	2 / 3	546	2	1	1	2	0	0
	4 / 10	417	0	0	0	0	0	0
	5	228	0	0	0	0	0	0
	6	129	0	0	0	0	0	0
	7	138	0	0	0	0	0	0
	8 / 9	306	0	0	0	0	0	0
	11 / 12	135	0	0	0	0	0	0
	14 / 15	645	3	4	4	2	2	0
	17	78	0	0	0	0	0	0
Leg. Dist. 24		3,210	5	6	6	4	3	0
Leg. Dist. 25								
	1 / 22	228	0	1	1	0	1	1
	2	144	0	0	0	0	0	0
	3	279	0	0	1	1	1	0
	4	15	0	0	0	0	0	0
	5 / 10	279	0	0	0	0	0	0
	6	204	0	1	0	0	1	0
	7 / 13	258	0	0	0	0	0	0

COUNTY COURT JUDGE
INDEPENDENCE PRIMARY
(VOTE FOR 3)
DETAIL

LEGISLATIVE DISTRICT OR TOWN	ELECTION DISTRICT	TOTAL VOTERS	JAMES J. PIAMPIANO	VINCENT M. DINOLFO	VICKI ARGENTO	KELLY C. WOLFORD	KAREN L. MORRIS	SCATTER
			18C	19C	20C	21C	22C	
Leg. Dist. 25	8 / 27-9	288	0	0	0	0	0	0
	9 / 11	204	0	0	0	0	0	0
	12	207	0	0	0	0	0	0
	14 / 24	273	0	0	0	0	0	0
	15 / 27-18	213	0	0	0	0	0	0
	16 / 23	21	0	0	0	0	0	0
	17	45	0	0	0	0	0	0
	18	321	0	0	0	0	0	0
	19 / 21	105	0	0	0	0	0	0
	20 / 25	255	1	0	0	0	0	0
Leg. Dist. 25		3,339	1	2	2	1	3	1
Leg. Dist. 26	1 / 2 / 13 / 28-10	210	0	0	0	0	0	0
	3 / 4	258	0	2	1	0	1	0
	5 / 11	150	0	1	1	1	0	0
	7 / 8	216	0	0	0	0	0	0
	9 / 14	201	2	2	0	1	1	0
	10 / 12	309	2	1	0	1	3	0
	15 / 28-18 / 28-19	201	0	0	0	0	0	0
	16	105	0	0	0	0	0	0
Leg. Dist. 26		1,650	4	6	2	3	5	0
Leg. Dist. 27	1 / 2	312	0	0	0	0	0	0
	3 / 24	189	0	0	0	0	1	0
	4 / 5	384	0	0	0	0	0	0
	6 / 17	252	0	0	0	0	0	0
	7 / 12	270	0	0	0	0	0	0
	8	135	0	0	0	0	0	0
	10 / 11	330	0	0	0	0	0	0
	13 / 21	234	0	0	0	0	0	0
	14	117	0	0	0	0	0	0
	15	180	0	0	0	0	0	0
	16	171	1	0	1	1	0	0
	19 / 23	282	0	0	0	0	0	0
	20	90	0	0	0	0	0	0
	22	273	0	0	0	0	0	0
	27	99	0	0	0	0	0	0
	28	96	1	1	0	0	1	0
Leg. Dist. 27		3,414	2	1	1	1	2	0
Leg. Dist. 28	1 / 5 / 16	312	2	2	0	1	1	0
	2 / 3	153	2	2	1	0	1	0
	4	156	1	1	1	0	0	0
	6 / 9	135	2	3	1	1	1	0

COUNTY COURT JUDGE
INDEPENDENCE PRIMARY
(VOTE FOR 3)
DETAIL

LEGISLATIVE DISTRICT OR TOWN	ELECTION DISTRICT	TOTAL VOTERS	JAMES J. PIAMPIANO	VINCENT M. DINOLFO	VICKI ARGENTO	KELLY C. WOLFORD	KAREN L. MORRIS	SCATTER
			18C	19C	20C	21C	22C	
Leg. Dist. 28								
	7	162	1	0	0	0	0	0
	8	213	0	0	0	0	0	0
	11 / 13 / 25	213	0	0	0	0	0	3
	12	54	0	0	0	0	0	0
	14 / 15 / 22	189	0	0	0	0	0	0
	17	18	0	0	0	0	0	0
	21	132	2	0	3	1	3	0
	23 / 24	186	0	0	0	0	0	0
Leg. Dist. 28		1,923	10	8	6	3	6	3
Leg. Dist. 29								
	1	6	0	0	0	0	0	0
	2 / 26	105	0	0	0	0	0	0
	3 / 8 / 9	360	2	2	2	0	0	0
	4 / 6	237	1	1	1	0	0	0
	5 / 7	150	0	0	0	0	0	0
	10	96	0	0	0	0	0	0
	11 / 14	222	1	1	1	2	1	0
	12 / 24	246	0	0	0	1	0	0
	13	42	0	0	0	0	0	0
	15 / 16	150	0	0	0	0	0	0
	17	0	0	0	0	0	0	0
	18	186	0	0	0	0	0	0
	19	81	0	0	0	0	1	0
	20	123	0	0	0	0	0	0
	21	180	2	2	3	1	1	0
	22	183	0	0	0	0	0	0
	23	225	0	0	0	0	0	0
	25	258	2	1	1	0	0	0
Leg. Dist. 29		2,850	8	7	8	4	3	0
CITY		27,903	47	49	45	35	45	5
Brighton								
	1 / 13	411	2	2	2	1	2	0
	2 / 26 / 44	330	2	1	1	0	1	0
	3	207	1	0	1	1	0	0
	4 / 5	327	1	2	1	0	0	0
	6	276	0	0	0	0	0	0
	7 / 11 / 15	627	2	1	0	2	1	0
	8 / 16 / 18	510	2	1	1	1	2	0
	9	204	1	1	1	0	0	0
	10 / 21	366	3	1	0	4	5	0
	12	237	0	0	0	0	0	0
	14 / 30	711	5	2	3	2	4	0
	17	96	0	1	1	0	1	0
	19	171	0	0	0	0	0	0

COUNTY COURT JUDGE
INDEPENDENCE PRIMARY
(VOTE FOR 3)
DETAIL

LEGISLATIVE DISTRICT OR TOWN	ELECTION DISTRICT	TOTAL VOTERS	JAMES J. PIAMPIANO	VINCENT M. DINOLFO	VICKI ARGENTO	KELLY C. WOLFORD	KAREN L. MORRIS	SCATTER
			18C	19C	20C	21C	22C	
Brighton	20 / 35	312	0	2	1	1	3	0
	22 / 37 / 42	507	1	3	0	4	3	0
	23 / 33	450	0	0	1	1	1	0
	24 / 34	516	1	2	2	1	2	0
	25 / 27	354	0	0	0	0	0	0
	28	216	1	0	0	1	1	0
	29 / 39	372	1	3	1	1	2	0
	31 / 32	426	2	2	3	1	1	0
	36 / 45	171	1	1	1	3	3	0
	38	249	0	0	0	1	1	1
	40 / 46	396	0	0	0	1	3	0
	41 / 43	363	1	0	1	1	3	0
Brighton		8,805	27	25	21	27	39	1
Chili	1 / 19	399	2	3	2	0	0	0
	2	309	0	1	1	0	1	0
	3	228	0	1	0	1	2	0
	4 / 30 / 32	396	2	2	0	2	0	0
	5 / 23 / 29	384	1	2	1	1	1	0
	6 / 9	369	0	2	0	2	2	0
	7 / 15	225	0	0	0	0	0	0
	8	237	2	2	0	0	2	0
	10	180	1	1	0	1	0	0
	11 / 12	303	1	1	1	0	0	0
	13 / 21	426	1	0	1	0	1	3
	14	249	0	0	0	1	0	0
	16 / 22	321	1	1	1	0	0	0
	17	531	3	4	3	2	3	0
	18 / 26	393	2	0	3	0	2	0
	20	213	0	1	0	1	1	0
	24	318	0	2	1	0	0	0
	25 / 28	270	0	0	0	0	0	0
	27	156	0	0	0	0	0	0
	31	3	0	0	0	0	0	0
	33	225	0	0	0	0	0	0
Chili		6,135	16	23	14	11	15	3
Clarkson	1 / 3	477	5	4	4	1	1	0
	2 / 5	369	2	1	1	0	2	0
	4	276	1	1	1	0	0	0
	6	177	2	1	1	0	2	0
Clarkson		1,299	10	7	7	1	5	0

COUNTY COURT JUDGE
INDEPENDENCE PRIMARY
(VOTE FOR 3)
DETAIL

LEGISLATIVE DISTRICT OR TOWN	ELECTION DISTRICT	TOTAL VOTERS	JAMES J. PIAMPIANO	VINCENT M. DINOLFO	VICKI ARGENTO	KELLY C. WOLFORD	KAREN L. MORRIS	SCATTER
			18C	19C	20C	21C	22C	
East Rochester								
	1	171	0	1	2	1	0	0
	2 / 3	303	3	3	3	0	0	0
	4 / 5	234	5	2	11	6	3	0
	6 / 7	282	1	2	15	1	1	1
East Rochester		990	9	8	31	8	4	1
Gates								
	1 / 11	198	0	0	0	0	0	0
	2 / 4	228	2	0	0	2	2	0
	3 / 15	297	1	0	5	2	3	0
	5 / 23	474	2	4	5	2	2	0
	6 / 10 / 22	357	1	1	1	0	0	0
	7	222	4	3	2	1	4	0
	8 / 19 / 28	357	0	1	1	1	0	0
	9 / 33	315	2	0	2	1	1	0
	12 / 32	246	1	1	1	0	0	0
	13	81	0	0	0	0	0	0
	14 / 16	210	0	1	0	1	0	1
	17 / 29	255	1	3	3	3	0	0
	18 / 34	219	0	0	2	0	2	0
	20 / 25	270	2	2	2	0	0	0
	21 / 31	225	0	0	0	0	0	0
	24	144	0	0	0	0	0	0
	26 / 35	276	0	3	5	0	3	0
	27 / 30	147	0	0	0	0	0	0
Gates		4,521	16	19	29	13	17	1
Greece								
	1 / 21 / 30	264	0	0	0	0	0	0
	2 / 34	327	1	0	0	0	0	0
	3 / 52	306	0	0	0	0	0	0
	4 / 75	297	0	1	0	1	1	0
	5 / 8	156	0	0	0	1	1	0
	6 / 7	180	2	1	1	1	1	0
	9 / 20	243	1	3	7	0	2	0
	10 / 11 / 25	213	1	1	0	1	0	0
	12 / 46	165	0	0	0	1	1	0
	13 / 40	243	0	1	1	1	0	0
	14 / 83	192	0	0	2	2	2	0
	15 / 71	294	1	1	2	2	2	0
	16 / 38 / 76	456	0	1	1	1	0	0
	17 / 39	279	0	0	0	0	0	0
	18 / 67	255	1	1	1	0	0	0
	19 / 23	408	2	3	2	0	2	0
	22 / 63	207	2	2	1	3	3	0
	24 / 109	318	5	5	4	1	3	0

COUNTY COURT JUDGE
INDEPENDENCE PRIMARY
(VOTE FOR 3)
DETAIL

LEGISLATIVE DISTRICT OR TOWN	ELECTION DISTRICT	TOTAL VOTERS	JAMES J. PIAMPIANO	VINCENT M. DINOLFO	VICKI ARGENTO	KELLY C. WOLFORD	KAREN L. MORRIS	SCATTER
			18C	19C	20C	21C	22C	
Greece	26	132	0	0	0	0	0	0
	27 / 108	171	0	2	0	0	0	0
	28 / 45	306	2	4	3	2	1	0
	29 / 66	267	3	2	2	2	0	0
	31 / 47	207	0	0	0	0	0	0
	32	78	0	0	0	0	0	0
	33 / 57	195	0	0	0	0	0	0
	35 / 84	411	0	0	0	0	0	0
	36 / 42	276	0	0	1	1	1	0
	37 / 81	228	2	1	2	0	0	0
	41 / 48 / 78	330	1	0	2	1	1	0
	43 / 107	231	0	3	3	0	3	0
	44	189	0	0	0	0	0	0
	49 / 55	285	0	1	2	0	0	0
	50 / 56	387	1	1	1	0	0	0
	51 / 68	270	1	1	1	0	0	0
	53 / 72	222	0	0	1	1	1	0
	54	90	2	1	1	0	0	0
	58 / 90	291	0	0	2	0	0	0
	59 / 61	219	1	1	2	2	0	0
	60 / 95	186	0	0	1	1	1	3
	62 / 101	207	0	0	0	1	0	0
	64 / 80	255	1	1	1	0	0	0
	65	207	2	2	0	2	1	0
	69 / 94	279	0	0	1	1	1	0
	70	234	0	0	1	1	1	0
	73 / 85	243	0	0	0	0	0	0
	74 / 82	165	1	1	1	0	0	0
	77	201	1	3	3	2	3	0
	79	183	0	2	0	1	1	0
	86	246	4	4	3	0	1	0
	87	147	3	0	0	3	2	0
	88 / 104 / 105	324	2	2	3	3	2	0
	89 / 99	240	0	0	0	0	0	0
	91	276	0	0	0	1	0	0
	92 / 100	411	0	0	0	1	1	0
	93	237	3	3	2	0	1	0
	96	96	1	1	1	1	0	0
	97	414	4	3	5	1	4	0
	98 / 106	246	2	2	1	1	3	0
	102 / 103	306	0	0	0	0	0	0
Greece		14,691	53	61	68	44	47	3
Hamlin	1 / 6 / 8	426	2	0	5	3	5	0
	2 / 5	393	2	1	2	1	1	0

COUNTY COURT JUDGE
INDEPENDENCE PRIMARY
(VOTE FOR 3)
DETAIL

LEGISLATIVE DISTRICT OR TOWN	ELECTION DISTRICT	TOTAL VOTERS	JAMES J. PIAMPIANO	VINCENT M. DINOLFO	VICKI ARGENTO	KELLY C. WOLFORD	KAREN L. MORRIS	SCATTER
			18C	19C	20C	21C	22C	
Hamlin								
	3 / 7	417	4	2	2	2	2	0
	4	213	0	0	0	0	0	0
	9	159	1	1	1	2	1	0
	10	282	1	1	1	1	2	0
	11	45	0	0	0	0	0	0
Hamlin		1,935	10	5	11	9	11	0
Henrietta								
	1 / 12	417	2	2	3	0	1	0
	2 / 20	351	6	2	5	1	1	0
	3 / 30	405	4	2	3	3	1	0
	4 / 5	420	1	1	0	1	1	0
	6 / 8	321	0	0	1	1	1	3
	7 / 22	402	1	1	1	0	0	0
	9 / 14	330	4	3	2	2	3	0
	10 / 18	297	5	3	0	1	2	0
	11 / 23 / 34	348	2	1	1	1	1	3
	13	144	1	0	0	0	0	0
	15 / 16	267	2	2	0	0	2	0
	17 / 25	459	3	2	1	2	1	0
	19 / 35	285	0	1	0	1	2	0
	21 / 28	348	1	0	0	1	1	0
	24 / 33	180	1	1	2	1	1	0
	26	321	2	3	2	0	2	0
	27 / 31	327	4	1	4	1	2	0
	29	225	0	0	2	1	1	0
	32	270	3	2	1	0	1	0
Henrietta		6,117	42	27	28	17	24	6
Irondequoit								
	1	96	1	4	1	2	2	0
	2 / 9 / 40	339	3	6	1	4	1	0
	3	177	3	2	5	3	4	0
	4 / 46	330	5	7	2	3	0	0
	5 / 12	231	1	5	1	1	4	0
	6 / 7	444	3	11	4	6	1	0
	8 / 10	345	0	3	1	3	0	0
	11 / 52	252	3	4	3	4	4	0
	13 / 31	300	1	2	0	0	0	0
	14 / 28	288	1	1	1	1	0	0
	15	270	1	3	2	4	3	0
	16 / 22	327	3	6	0	4	1	0
	17 / 32	261	4	5	5	2	2	0
	18 / 71 / 72	219	3	2	1	5	2	0
	19	162	0	2	2	0	2	0
	20 / 62	324	5	5	4	2	1	0

COUNTY COURT JUDGE
INDEPENDENCE PRIMARY
(VOTE FOR 3)
DETAIL

LEGISLATIVE DISTRICT OR TOWN	ELECTION DISTRICT	TOTAL VOTERS	JAMES J. PIAMPIANO	VINCENT M. DINOLFO	VICKI ARGENTO	KELLY C. WOLFORD	KAREN L. MORRIS	SCATTER
			18C	19C	20C	21C	22C	
Irondequoit	21 / 70	135	3	5	3	1	1	0
	23 / 29	231	1	1	0	1	0	0
	24 / 64	291	3	5	2	0	1	0
	25 / 33	246	0	1	2	1	1	0
	26 / 54 / 65	243	1	0	1	0	1	0
	27 / 42 / 63	378	4	11	10	8	2	0
	30 / 49	249	0	2	2	5	1	0
	34	297	2	2	3	0	0	0
	35 / 43	219	1	1	2	3	2	0
	36 / 69	117	0	0	0	0	0	0
	37	150	1	2	2	1	0	0
	38 / 55 / 56	405	1	3	4	2	3	0
	39	69	0	0	0	0	0	0
	41 / 61	306	5	5	6	0	2	0
	44	282	2	1	2	0	1	0
	45 / 48	300	1	4	2	1	2	0
	47 / 51	246	2	1	1	0	1	0
	50 / 66	99	0	0	1	1	1	0
	53 / 68	213	1	1	0	1	0	0
	57 / 67	357	2	3	1	0	2	0
58	183	2	4	3	2	1	0	
59 / 60	279	3	4	2	1	1	0	
		<u>9,660</u>	<u>72</u>	<u>124</u>	<u>82</u>	<u>72</u>	<u>50</u>	<u>0</u>
Mendon	1 / 8	414	8	4	7	2	3	0
	2 / 4	462	3	6	7	3	5	0
	3	336	0	0	0	1	0	0
	5	249	1	0	0	1	0	0
	6	225	0	0	0	0	0	0
	7 / 9	555	0	0	0	0	0	0
		<u>2,241</u>	<u>12</u>	<u>10</u>	<u>14</u>	<u>7</u>	<u>8</u>	<u>0</u>
Ogden	1 / 9	312	0	0	1	1	1	0
	2 / 13	348	5	2	3	5	3	0
	3	249	1	3	2	2	1	0
	4 / 18	279	0	0	0	0	0	0
	5	186	0	0	0	0	0	0
	6 / 10	360	0	0	0	1	0	0
	7 / 16 / 20	411	2	0	3	0	2	0
	8	228	0	0	0	0	0	0
	11	159	0	1	2	1	2	0
	12	177	0	1	1	0	1	0
14 / 17	273	0	0	1	1	1	0	

COUNTY COURT JUDGE
INDEPENDENCE PRIMARY
(VOTE FOR 3)
DETAIL

LEGISLATIVE DISTRICT OR TOWN	ELECTION DISTRICT	TOTAL VOTERS	JAMES J. PIAMPIANO	VINCENT M. DINOLFO	VICKI ARGENTO	KELLY C. WOLFORD	KAREN L. MORRIS	SCATTER
			18C	19C	20C	21C	22C	
Ogden	15	171	0	0	0	0	0	0
	19	246	2	0	0	2	2	0
Ogden		3,399	10	7	13	13	13	0
Parma	1 / 11	375	1	1	2	2	1	0
	2 / 12	303	0	1	1	1	0	0
	3 / 13	465	3	3	2	3	1	0
	4 / 5	345	1	2	2	1	1	0
	6 / 7	339	1	1	1	0	0	0
	8	375	3	4	4	0	1	0
	9 / 10	372	1	2	1	0	0	0
	14 / 15	321	1	1	0	1	1	0
Parma		2,895	11	15	13	8	5	0
Penfield	1	63	2	1	1	2	3	0
	2	180	1	1	1	3	1	0
	3 / 39	300	0	0	0	0	0	0
	4 / 14	438	6	5	9	4	5	0
	5 / 17	126	2	0	2	2	3	0
	6 / 34	120	1	0	0	1	1	0
	7 / 28	420	2	3	2	2	1	0
	8	213	1	1	0	1	0	0
	9 / 22	789	2	3	2	1	2	0
	10	168	0	0	0	0	0	0
	11	153	0	1	2	2	1	0
	12 / 24	567	1	2	2	0	1	0
	13	261	0	1	3	4	3	0
	15	225	2	2	2	3	4	0
	16	69	0	0	0	0	0	0
	18 / 36	261	1	2	2	0	1	0
	19	321	1	2	1	0	2	0
	20 / 42	381	1	1	0	1	1	0
	21	186	0	0	2	3	3	0
	23	255	1	2	4	1	0	0
	25 / 33	375	2	3	4	1	1	0
	26	105	0	0	0	0	0	0
	27	267	0	0	0	0	0	0
	29 / 35	318	2	1	1	1	2	0
	30	252	1	1	0	1	0	0
	31 / 32	315	3	4	3	3	3	0
	37	276	3	3	2	4	1	0
	38 / 40	396	1	0	2	1	2	0
	41	168	0	0	0	0	0	0
Penfield		7,968	36	39	47	41	41	0

COUNTY COURT JUDGE
INDEPENDENCE PRIMARY
(VOTE FOR 3)
DETAIL

LEGISLATIVE DISTRICT OR TOWN	ELECTION DISTRICT	TOTAL VOTERS	JAMES J. PIAMPIANO	VINCENT M. DINOLFO	VICKI ARGENTO	KELLY C. WOLFORD	KAREN L. MORRIS	SCATTER
			18C	19C	20C	21C	22C	
Perinton	1 / 39	408	0	0	0	0	0	0
	2	246	1	1	1	2	1	0
	3 / 32	399	3	3	1	3	2	0
	4	186	1	1	0	0	1	0
	5 / 20	384	1	0	3	2	1	0
	6 / 25	354	1	1	1	0	0	0
	7	216	2	1	1	2	1	0
	8 / 27	381	0	0	1	1	0	0
	9	261	2	1	1	2	0	0
	10 / 11 / 46	489	0	0	2	0	0	0
	12 / 16 / 22	435	2	2	4	2	4	0
	13 / 55	429	0	1	3	3	2	0
	14	258	0	0	0	0	0	0
	15 / 48	168	1	2	0	1	2	0
	17 / 44	423	0	0	0	0	0	0
	18	255	0	0	0	0	0	0
	19 / 23	456	1	1	1	0	0	0
	21	219	0	0	0	0	0	0
	24	438	0	1	1	1	0	0
	26 / 40	378	0	0	0	0	0	0
	28 / 49	321	1	1	1	0	0	0
	29 / 41	243	1	0	1	1	0	0
	30 / 36	318	1	2	1	1	1	0
	31	237	0	0	0	0	0	0
	33 / 53	390	0	0	0	0	0	0
	34	222	3	3	3	2	1	0
	35 / 52	360	2	2	3	3	1	0
	37 / 42	348	0	0	0	0	0	0
	38	219	0	0	0	1	1	0
	43	303	2	1	1	0	0	0
	45	315	0	0	0	0	0	0
	47	165	1	1	1	0	0	0
	50	63	0	0	0	0	0	0
	51	222	0	0	0	0	0	0
	54	282	2	2	2	1	0	0
	56	177	0	0	0	0	0	0
Perinton		10,968	28	27	33	28	18	0
Pittsford	1 / 2	441	1	3	2	3	4	0
	3	558	5	5	6	3	3	0
	4	204	1	0	1	2	0	0
	5 / 20	450	3	3	2	0	1	0
	6 / 9	468	1	0	4	0	0	0
	7 / 26	384	4	0	5	7	4	0
	8	282	2	1	1	0	1	0

COUNTY COURT JUDGE
INDEPENDENCE PRIMARY
(VOTE FOR 3)
DETAIL

LEGISLATIVE DISTRICT OR TOWN	ELECTION DISTRICT	TOTAL VOTERS	JAMES J. PIAMPIANO	VINCENT M. DINOLFO	VICKI ARGENTO	KELLY C. WOLFORD	KAREN L. MORRIS	SCATTER
			18C	19C	20C	21C	22C	
Pittsford	10 / 31	369	4	6	4	1	1	0
	11 / 15	306	2	1	2	1	1	0
	12 / 21	453	3	6	5	5	2	0
	13 / 30	417	2	2	3	1	1	0
	14	279	2	4	2	2	2	0
	16 / 27	348	0	0	0	0	1	0
	17	276	1	1	0	0	1	0
	18 / 28	399	2	2	2	1	0	0
	19 / 29	435	4	7	7	5	2	0
	22	279	0	0	1	2	1	0
	23	255	4	2	1	2	1	0
	24	297	0	0	0	0	0	0
	25	306	0	0	0	0	0	0
	32	201	1	1	1	0	0	0
	33	204	2	2	1	1	0	0
	34	168	0	0	0	0	0	0
Pittsford		7,779	44	46	50	36	26	0
Riga	1 / 3	462	2	2	2	0	0	0
	2 / 6	447	8	6	7	5	1	0
	4 / 5	504	0	0	0	0	0	0
Riga		1,413	10	8	9	5	1	0
Rush	1 / 2	348	0	0	0	0	0	0
	3 / 4	558	1	2	3	2	1	0
Rush		906	1	2	3	2	1	0
Sweden	1 / 5 / 6	471	1	2	1	2	1	0
	2 / 9	180	0	0	1	1	1	0
	3	231	0	0	0	0	0	0
	4 / 11	273	0	1	1	1	0	0
	7 / 8	393	3	2	1	4	2	0
	10 / 12	372	0	0	2	2	2	0
Sweden		1,920	4	5	6	10	6	0
Webster	1 / 2	486	0	0	2	2	2	0
	3 / 36	393	3	1	2	2	2	0
	4 / 14	315	4	3	0	0	3	0
	5	141	0	0	0	0	0	0
	6 / 43	288	1	1	0	2	1	0
	7 / 22	390	2	1	1	0	0	0
	8 / 18	342	3	5	4	1	1	0
	9 / 34	327	2	1	2	0	1	0
	10 / 17	393	9	5	1	9	6	0

COUNTY COURT JUDGE
INDEPENDENCE PRIMARY
(VOTE FOR 3)
DETAIL

LEGISLATIVE DISTRICT OR TOWN	ELECTION DISTRICT	TOTAL VOTERS	JAMES J. PIAMPIANO	VINCENT M. DINOLFO	VICKI ARGENTO	KELLY C. WOLFORD	KAREN L. MORRIS	SCATTER
			18C	19C	20C	21C	22C	
Webster								
	11	126	3	1	3	0	2	0
	12	264	2	2	0	2	0	0
	13	207	0	0	0	0	0	0
	15 / 39	369	0	1	1	1	0	0
	16 / 26	321	3	2	3	0	0	0
	19	288	0	1	2	2	1	0
	20 / 42	396	1	2	0	3	1	0
	21 / 35	345	3	1	2	2	1	0
	23 / 33	324	3	3	0	0	2	0
	24	354	0	0	0	0	0	0
	25	102	1	1	1	0	0	0
	27 / 40	414	2	2	3	0	0	0
	28 / 41	327	3	6	3	0	2	0
	29 / 32	333	0	0	0	0	0	0
	30	141	0	0	1	2	1	0
	31	270	0	0	0	0	0	0
	37	303	6	5	5	2	1	0
	38	270	5	4	6	2	4	0
Webster		8,229	56	48	42	32	31	0
Wheatland								
	1 / 3	450	0	0	0	0	0	0
	2	267	0	0	1	1	1	0
	4 / 5	303	0	0	0	0	0	0
Wheatland		1,020	0	0	1	1	1	0
TOWNS		102,891	467	506	522	385	363	15
GRAND TOTAL:		130,794	514	555	567	420	408	20

FAMILY COURT JUDGE
INDEPENDENCE PRIMARY
SUMMARY

LEGISLATIVE DISTRICT OR TOWN	TOTAL VOTERS	JOHN GALLAGHER	LA MARR JEANETTE JACKSON	SCATTER
		23C	24C	
Leg. Dist. 06	307	3	0	0
Leg. Dist. 07	219	2	3	0
Leg. Dist. 21	1,382	8	5	1
Leg. Dist. 22	448	1	1	0
Leg. Dist. 23	1,483	7	8	0
Leg. Dist. 24	1,070	9	0	0
Leg. Dist. 25	1,113	2	1	1
Leg. Dist. 26	550	7	1	0
Leg. Dist. 27	1,138	1	2	0
Leg. Dist. 28	641	9	2	0
Leg. Dist. 29	950	8	4	0
CITY	9,301	57	27	2
Brighton	2,935	31	19	0
Chili	2,045	24	6	1
Clarkson	433	11	2	0
East Rochester	330	22	1	0
Gates	1,507	34	5	1
Greece	4,897	85	20	1
Hamlin	645	10	5	0
Henrietta	2,039	29	24	2
Irondequoit	3,220	125	24	0
Mendon	747	14	4	0
Ogden	1,133	17	2	0
Parma	965	12	8	0
Penfield	2,656	53	18	1
Perinton	3,656	43	5	0
Pittsford	2,593	54	20	0
Riga	471	4	8	0
Rush	302	3	0	0
Sweden	640	7	3	0
Webster	2,743	58	13	0
Wheatland	340	0	1	0
TOWNS	34,297	636	188	6
GRAND TOTAL:	43,598	693	215	8

FAMILY COURT JUDGE
INDEPENDENCE PRIMARY
DETAIL

LEGISLATIVE DISTRICT OR TOWN	ELECTION DISTRICT	TOTAL VOTERS	JOHN GALLAGHER	LA MARR JEANETTE JACKSON	SCATTER
			23C	24C	
Leg. Dist. 06					
	1	87	1	0	0
	2 / 3	68	1	0	0
	4 / 5	95	0	0	0
	6	57	1	0	0
Leg. Dist. 06		307	3	0	0
Leg. Dist. 07					
	1	80	0	2	0
	2	82	2	1	0
	3	57	0	0	0
Leg. Dist. 07		219	2	3	0
Leg. Dist. 21					
	1 / 24	118	0	0	0
	2 / 10	144	2	1	0
	3 / 4 / 15	102	1	0	0
	5 / 16 / 32	65	1	0	0
	6	81	1	2	0
	7	61	0	0	0
	8	18	0	0	0
	9	53	0	0	0
	11 / 22-1	57	0	0	0
	12	60	1	0	0
	13 / 23-15	58	0	0	0
	14	95	0	0	0
	17 / 28	53	0	0	0
	18	35	0	0	0
	19	17	0	0	0
	20	25	0	0	1
	21	44	0	0	0
	22	26	0	0	0
	23	31	0	0	0
	25 / 27	59	1	2	0
	26	31	0	0	0
	29	13	0	0	0
	30 / 22-8 / 22-22	60	1	0	0
	31 / 34	21	0	0	0
	33 / 23-13	55	0	0	0
Leg. Dist. 21		1,382	8	5	1
Leg. Dist. 22					
	2 / 13	17	0	0	0
	3	38	0	0	0
	4 / 16 / 19	33	0	0	0
	5	21	0	0	0
	6	29	0	0	0
	7	23	0	0	0
	9	24	0	0	0
	10 / 17	35	0	0	0
	11 / 21	54	1	0	0

FAMILY COURT JUDGE
INDEPENDENCE PRIMARY
DETAIL

LEGISLATIVE DISTRICT OR TOWN	ELECTION DISTRICT	TOTAL VOTERS	JOHN GALLAGHER	LA MARR JEANETTE JACKSON	SCATTER
			23C	24C	
Leg. Dist. 22					
	12 / 23	37	0	0	0
	14 / 15	73	0	1	0
	18	23	0	0	0
	20 / 29-27	28	0	0	0
	24	13	0	0	0
		<u>448</u>	<u>1</u>	<u>1</u>	<u>0</u>
Leg. Dist. 22					
Leg. Dist. 23					
	1 / 6 / 9	111	1	1	0
	2 / 3 / 11	179	0	2	0
	4 / 12 / 22	211	2	0	0
	5 / 7	94	0	0	0
	8 / 14	83	0	1	0
	10 / 20	153	0	0	0
	16 / 24-16	86	0	1	0
	17 / 18	108	0	0	0
	19 / 27	82	1	0	0
	21	78	0	1	0
	23	25	0	0	0
	24	58	0	1	0
	25 / 26	215	3	1	0
		<u>1,483</u>	<u>7</u>	<u>8</u>	<u>0</u>
Leg. Dist. 23					
Leg. Dist. 24					
	1 / 13	196	1	0	0
	2 / 3	182	2	0	0
	4 / 10	139	0	0	0
	5	76	0	0	0
	6	43	0	0	0
	7	46	0	0	0
	8 / 9	102	0	0	0
	11 / 12	45	1	0	0
	14 / 15	215	5	0	0
	17	26	0	0	0
		<u>1,070</u>	<u>9</u>	<u>0</u>	<u>0</u>
Leg. Dist. 24					
Leg. Dist. 25					
	1 / 22	76	1	0	1
	2	48	0	0	0
	3	93	0	1	0
	4	5	0	0	0
	5 / 10	93	0	0	0
	6	68	0	0	0
	7 / 13	86	0	0	0
	8 / 27-9	96	0	0	0
	9 / 11	68	0	0	0
	12	69	0	0	0
	14 / 24	91	0	0	0
	15 / 27-18	71	0	0	0
	16 / 23	7	0	0	0

FAMILY COURT JUDGE
INDEPENDENCE PRIMARY
DETAIL

LEGISLATIVE DISTRICT OR TOWN	ELECTION DISTRICT	TOTAL VOTERS	JOHN GALLAGHER	LA MARR JEANETTE JACKSON	SCATTER
			23C	24C	
Leg. Dist. 25					
	17	15	0	0	0
	18	107	0	0	0
	19 / 21	35	0	0	0
	20 / 25	85	1	0	0
Leg. Dist. 25		1,113	2	1	1
Leg. Dist. 26					
	1 / 2 / 13 / 28-10	70	0	0	0
	3 / 4	86	1	1	0
	5 / 11	50	1	0	0
	7 / 8	72	0	0	0
	9 / 14	67	2	0	0
	10 / 12	103	3	0	0
	15 / 28-18 / 28-19	67	0	0	0
	16	35	0	0	0
Leg. Dist. 26		550	7	1	0
Leg. Dist. 27					
	1 / 2	104	0	0	0
	3 / 24	63	1	0	0
	4 / 5	128	0	0	0
	6 / 17	84	0	0	0
	7 / 12	90	0	0	0
	8	45	0	0	0
	10 / 11	110	0	0	0
	13 / 21	78	0	0	0
	14	39	0	0	0
	15	60	0	0	0
	16	57	0	1	0
	19 / 23	94	0	0	0
	20	30	0	0	0
	22	91	0	0	0
	27	33	0	0	0
	28	32	0	1	0
Leg. Dist. 27		1,138	1	2	0
Leg. Dist. 28					
	1 / 5 / 16	104	0	2	0
	2 / 3	51	2	0	0
	4	52	0	0	0
	6 / 9	45	3	0	0
	7	54	1	0	0
	8	71	0	0	0
	11 / 13 / 25	71	0	0	0
	12	18	0	0	0
	14 / 15 / 22	63	0	0	0
	17	6	0	0	0
	21	44	3	0	0
	23 / 24	62	0	0	0
Leg. Dist. 28		641	9	2	0

FAMILY COURT JUDGE
INDEPENDENCE PRIMARY
DETAIL

LEGISLATIVE DISTRICT OR TOWN	ELECTION DISTRICT	TOTAL VOTERS	JOHN GALLAGHER	LA MARR JEANETTE JACKSON	SCATTER
			23C	24C	
Leg. Dist. 29					
	1	2	0	0	0
	2 / 26	35	0	0	0
	3 / 8 / 9	120	2	0	0
	4 / 6	79	1	0	0
	5 / 7	50	0	0	0
	10	32	0	0	0
	11 / 14	74	1	1	0
	12 / 24	82	1	0	0
	13	14	0	0	0
	15 / 16	50	0	0	0
	17	0	0	0	0
	18	62	0	0	0
	19	27	0	1	0
	20	41	0	0	0
	21	60	2	1	0
	22	61	0	0	0
	23	75	0	0	0
	25	86	1	1	0
Leg. Dist. 29		<u>950</u>	<u>8</u>	<u>4</u>	<u>0</u>
CITY		9,301	57	27	2
Brighton					
	1 / 13	137	2	0	0
	2 / 26 / 44	110	2	0	0
	3	69	0	1	0
	4 / 5	109	1	1	0
	6	92	0	0	0
	7 / 11 / 15	209	2	0	0
	8 / 16 / 18	170	1	1	0
	9	68	0	1	0
	10 / 21	122	4	0	0
	12	79	0	0	0
	14 / 30	237	3	2	0
	17	32	1	0	0
	19	57	0	0	0
	20 / 35	104	2	0	0
	22 / 37 / 42	169	3	1	0
	23 / 33	150	0	1	0
	24 / 34	172	1	2	0
	25 / 27	118	0	0	0
	28	72	1	0	0
	29 / 39	124	2	1	0
	31 / 32	142	2	1	0
	36 / 45	57	1	2	0
	38	83	1	0	0
	40 / 46	132	1	2	0
	41 / 43	121	1	3	0
Brighton		<u>2,935</u>	<u>31</u>	<u>19</u>	<u>0</u>

FAMILY COURT JUDGE
INDEPENDENCE PRIMARY
DETAIL

LEGISLATIVE DISTRICT OR TOWN	ELECTION DISTRICT	TOTAL VOTERS	JOHN GALLAGHER	LA MARR JEANETTE JACKSON	SCATTER
			23C	24C	
Chili					
	1 / 19	133	3	0	0
	2	103	1	0	0
	3	76	1	1	0
	4 / 30 / 32	132	2	0	0
	5 / 23 / 29	128	2	0	0
	6 / 9	123	2	0	0
	7 / 15	75	0	0	0
	8	79	2	0	0
	10	60	1	0	0
	11 / 12	101	1	0	0
	13 / 21	142	0	1	1
	14	83	0	1	0
	16 / 22	107	1	0	0
	17	177	3	2	0
	18 / 26	131	2	0	0
	20	71	1	0	0
	24	106	2	1	0
	25 / 28	90	0	0	0
	27	52	0	0	0
	31	1	0	0	0
	33	75	0	0	0
Chili		2,045	24	6	1
Clarkson					
	1 / 3	159	6	2	0
	2 / 5	123	2	0	0
	4	92	1	0	0
	6	59	2	0	0
Clarkson		433	11	2	0
East Rochester					
	1	57	1	0	0
	2 / 3	101	3	0	0
	4 / 5	78	8	1	0
	6 / 7	94	10	0	0
East Rochester		330	22	1	0
Gates					
	1 / 11	66	0	0	0
	2 / 4	76	1	1	0
	3 / 15	99	4	0	0
	5 / 23	158	3	1	0
	6 / 10 / 22	119	1	0	0
	7	74	4	1	0
	8 / 19 / 28	119	1	0	0
	9 / 33	105	3	0	0
	12 / 32	82	1	0	0
	13	27	0	0	0
	14 / 16	70	2	0	1
	17 / 29	85	3	2	0

FAMILY COURT JUDGE
INDEPENDENCE PRIMARY
DETAIL

LEGISLATIVE DISTRICT OR TOWN	ELECTION DISTRICT	TOTAL VOTERS	JOHN GALLAGHER	LA MARR JEANETTE JACKSON	SCATTER
			23C	24C	
Gates					
	18 / 34	73	4	0	0
	20 / 25	90	2	0	0
	21 / 31	75	0	0	0
	24	48	0	0	0
	26 / 35	92	5	0	0
	27 / 30	49	0	0	0
Gates		1,507	34	5	1
Greece					
	1 / 21 / 30	88	0	0	0
	2 / 34	109	1	0	0
	3 / 52	102	0	0	0
	4 / 75	99	1	0	0
	5 / 8	52	2	0	0
	6 / 7	60	1	1	0
	9 / 20	81	7	0	0
	10 / 11 / 25	71	1	0	0
	12 / 46	55	0	1	0
	13 / 40	81	1	0	0
	14 / 83	64	0	2	0
	15 / 71	98	0	2	0
	16 / 38 / 76	152	1	0	0
	17 / 39	93	0	0	0
	18 / 67	85	1	0	0
	19 / 23	136	2	1	0
	22 / 63	69	3	0	0
	24 / 109	106	5	0	0
	26	44	0	0	0
	27 / 108	57	2	0	0
	28 / 45	102	5	0	0
	29 / 66	89	2	1	0
	31 / 47	69	0	0	0
	32	26	0	0	0
	33 / 57	65	0	0	0
	35 / 84	137	0	0	0
	36 / 42	92	1	0	0
	37 / 81	76	2	0	0
	41 / 48 / 78	110	3	0	0
	43 / 107	77	3	0	0
	44	63	0	0	0
	49 / 55	95	3	0	0
	50 / 56	129	1	0	0
	51 / 68	90	1	0	0
	53 / 72	74	0	0	0
	54	30	0	0	0
	58 / 90	97	2	0	0
	59 / 61	73	2	0	0
	60 / 95	62	0	1	1
	62 / 101	69	0	1	0

FAMILY COURT JUDGE
INDEPENDENCE PRIMARY
DETAIL

LEGISLATIVE DISTRICT OR TOWN	ELECTION DISTRICT	TOTAL VOTERS	JOHN GALLAGHER	LA MARR JEANETTE JACKSON	SCATTER
			23C	24C	
Greece					
	64 / 80	85	1	0	0
	65	69	2	1	0
	69 / 94	93	1	0	0
	70	78	0	1	0
	73 / 85	81	0	0	0
	74 / 82	55	1	0	0
	77	67	4	0	0
	79	61	1	1	0
	86	82	5	0	0
	87	49	3	1	0
	88 / 104 / 105	108	2	2	0
	89 / 99	80	0	0	0
	91	92	1	0	0
	92 / 100	137	0	1	0
	93	79	3	0	0
	96	32	2	0	0
	97	138	5	1	0
	98 / 106	82	1	2	0
	102 / 103	102	0	0	0
Greece		4,897	85	20	1
Hamlin					
	1 / 6 / 8	142	3	2	0
	2 / 5	131	2	0	0
	3 / 7	139	3	1	0
	4	71	0	0	0
	9	53	1	1	0
	10	94	1	1	0
	11	15	0	0	0
Hamlin		645	10	5	0
Henrietta					
	1 / 12	139	2	0	0
	2 / 20	117	2	5	0
	3 / 30	135	3	2	0
	4 / 5	140	0	2	0
	6 / 8	107	1	0	1
	7 / 22	134	1	0	0
	9 / 14	110	0	4	0
	10 / 18	99	4	1	0
	11 / 23 / 34	116	1	1	1
	13	48	1	0	0
	15 / 16	89	1	0	0
	17 / 25	153	2	1	0
	19 / 35	95	1	1	0
	21 / 28	116	0	1	0
	24 / 33	60	4	0	0
	26	107	2	1	0
	27 / 31	109	1	3	0

FAMILY COURT JUDGE
INDEPENDENCE PRIMARY
DETAIL

LEGISLATIVE DISTRICT OR TOWN	ELECTION DISTRICT	TOTAL VOTERS	JOHN GALLAGHER	LA MARR JEANETTE JACKSON	SCATTER
			23C	24C	
Henrietta	29	75	2	0	0
	32	90	1	2	0
Henrietta		3,039	29	24	2
Irondequoit	1	32	2	2	0
	2 / 9 / 40	113	6	0	0
	3	59	6	0	0
	4 / 46	110	7	1	0
	5 / 12	77	3	2	0
	6 / 7	148	8	1	0
	8 / 10	115	3	0	0
	11 / 52	84	5	1	0
	13 / 31	100	2	0	0
	14 / 28	96	0	1	0
	15	90	4	1	0
	16 / 22	109	5	0	0
	17 / 32	87	6	1	0
	18 / 71 / 72	73	3	2	0
	19	54	2	0	0
	20 / 62	108	5	2	0
	21 / 70	45	4	1	0
	23 / 29	77	1	0	0
	24 / 64	97	4	0	0
	25 / 33	82	1	1	0
	26 / 54 / 65	81	1	0	0
	27 / 42 / 63	126	12	1	0
	30 / 49	83	2	2	0
	34	99	3	0	0
	35 / 43	73	2	1	0
	36 / 69	39	0	0	0
	37	50	2	0	0
	38 / 55 / 56	135	3	1	0
	39	23	0	0	0
	41 / 61	102	6	0	0
	44	94	1	1	0
	45 / 48	100	3	0	0
	47 / 51	82	2	0	0
	50 / 66	33	1	0	0
	53 / 68	71	1	0	0
	57 / 67	119	3	0	0
	58	61	3	1	0
	59 / 60	93	3	1	0
Irondequoit		3,220	125	24	0
Mendon	1 / 8	138	8	1	0
	2 / 4	154	5	3	0
	3	112	1	0	0
	5	83	0	0	0

FAMILY COURT JUDGE
INDEPENDENCE PRIMARY
DETAIL

LEGISLATIVE DISTRICT OR TOWN	ELECTION DISTRICT	TOTAL VOTERS	JOHN GALLAGHER	LA MARR JEANETTE JACKSON	SCATTER
			23C	24C	
Mendon	6	75	0	0	0
	7 / 9	185	0	0	0
Mendon		747	14	4	0
Ogden	1 / 9	104	1	0	0
	2 / 13	116	4	0	0
	3	83	4	0	0
	4 / 18	93	0	0	0
	5	62	0	0	0
	6 / 10	120	1	0	0
	7 / 16 / 20	137	2	1	0
	8	76	0	0	0
	11	53	2	0	0
	12	59	0	1	0
	14 / 17	91	1	0	0
	15	57	0	0	0
	19	82	2	0	0
Ogden		1,133	17	2	0
Parma	1 / 11	125	1	2	0
	2 / 12	101	1	0	0
	3 / 13	155	0	4	0
	4 / 5	115	2	1	0
	6 / 7	113	1	0	0
	8	125	3	1	0
	9 / 10	124	2	0	0
	14 / 15	107	2	0	0
Parma		965	12	8	0
Penfield	1	21	1	2	0
	2	60	2	1	0
	3 / 39	100	0	0	0
	4 / 14	146	6	2	0
	5 / 17	42	1	1	0
	6 / 34	40	0	1	0
	7 / 28	140	4	0	1
	8	71	1	0	0
	9 / 22	263	2	0	0
	10	56	0	0	0
	11	51	1	1	0
	12 / 24	189	2	0	0
	13	87	3	1	0
	15	75	3	2	0
	16	23	0	0	0
	18 / 36	87	2	0	0
	19	107	1	0	0
	20 / 42	127	2	0	0

FAMILY COURT JUDGE
INDEPENDENCE PRIMARY
DETAIL

LEGISLATIVE DISTRICT OR TOWN	ELECTION DISTRICT	TOTAL VOTERS	JOHN GALLAGHER	LA MARR JEANETTE JACKSON	SCATTER
			23C	24C	
Penfield					
	21	62	2	1	0
	23	85	3	0	0
	25 / 33	125	4	0	0
	26	35	0	0	0
	27	89	0	0	0
	29 / 35	106	2	1	0
	30	84	1	0	0
	31 / 32	105	5	1	0
	37	92	2	3	0
	38 / 40	132	3	1	0
	41	56	0	0	0
Penfield		2,656	53	18	1
Perinton					
	1 / 39	136	0	0	0
	2	82	2	0	0
	3 / 32	133	3	0	0
	4	62	1	0	0
	5 / 20	128	3	0	0
	6 / 25	118	1	0	0
	7	72	1	1	0
	8 / 27	127	1	1	0
	9	87	1	1	0
	10 / 11 / 46	163	1	0	0
	12 / 16 / 22	145	5	0	0
	13 / 55	143	2	1	0
	14	86	0	0	0
	15 / 48	56	1	1	0
	17 / 44	141	0	0	0
	18	85	0	0	0
	19 / 23	152	1	0	0
	21	73	0	0	0
	24	146	1	0	0
	26 / 40	126	0	0	0
	28 / 49	107	1	0	0
	29 / 41	81	1	0	0
	30 / 36	106	2	0	0
	31	79	0	0	0
	33 / 53	130	0	0	0
	34	74	5	0	0
	35 / 52	120	4	0	0
	37 / 42	116	0	0	0
	38	73	0	0	0
	43	101	2	0	0
	45	105	0	0	0
	47	55	1	0	0
	50	21	0	0	0
	51	74	0	0	0

FAMILY COURT JUDGE
INDEPENDENCE PRIMARY
DETAIL

LEGISLATIVE DISTRICT OR TOWN	ELECTION DISTRICT	TOTAL VOTERS	JOHN GALLAGHER	LA MARR JEANETTE JACKSON	SCATTER
			23C	24C	
Perinton					
	54	94	3	0	0
	56	59	0	0	0
Perinton		3,656	43	5	0
Pittsford					
	1 / 2	147	3	1	0
	3	186	8	1	0
	4	68	0	2	0
	5 / 20	150	2	0	0
	6 / 9	156	2	0	0
	7 / 26	128	5	3	0
	8	94	1	1	0
	10 / 31	123	6	0	0
	11 / 15	102	3	0	0
	12 / 21	151	4	3	0
	13 / 30	139	2	1	0
	14	93	3	1	0
	16 / 27	116	1	0	0
	17	92	0	1	0
	18 / 28	133	3	0	0
	19 / 29	145	5	4	0
	22	93	2	0	0
	23	85	2	1	0
	24	99	0	0	0
	25	102	0	0	0
	32	67	0	1	0
	33	68	2	0	0
	34	56	0	0	0
Pittsford		2,593	54	20	0
Riga					
	1 / 3	154	0	2	0
	2 / 6	149	4	5	0
	4 / 5	168	0	1	0
Riga		471	4	8	0
Rush					
	1 / 2	116	0	0	0
	3 / 4	186	3	0	0
Rush		302	3	0	0
Sweden					
	1 / 5 / 6	157	2	0	0
	2 / 9	60	1	0	0
	3	77	0	0	0
	4 / 11	91	1	0	0
	7 / 8	131	2	2	0
	10 / 12	124	1	1	0
Sweden		640	7	3	0

FAMILY COURT JUDGE
INDEPENDENCE PRIMARY
DETAIL

LEGISLATIVE DISTRICT OR TOWN	ELECTION DISTRICT	TOTAL VOTERS	JOHN GALLAGHER	LA MARR JEANETTE JACKSON	SCATTER
			23C	24C	
Webster					
	1 / 2	162	1	1	0
	3 / 36	131	4	0	0
	4 / 14	105	3	1	0
	5	47	0	0	0
	6 / 43	96	2	0	0
	7 / 22	130	2	0	0
	8 / 18	114	4	1	0
	9 / 34	109	2	0	0
	10 / 17	131	6	3	0
	11	42	3	0	0
	12	88	3	0	0
	13	69	0	0	0
	15 / 39	123	0	1	0
	16 / 26	107	3	0	0
	19	96	1	1	0
	20 / 42	132	3	0	0
	21 / 35	115	3	0	0
	23 / 33	108	2	1	0
	24	118	0	0	0
	25	34	1	0	0
	27 / 40	138	2	0	0
	28 / 41	109	4	0	0
	29 / 32	111	0	0	0
	30	47	2	0	0
	31	90	0	0	0
	37	101	3	1	0
	38	90	4	3	0
Webster		2,743	58	13	0
Wheatland					
	1 / 3	150	0	0	0
	2	89	0	1	0
	4 / 5	101	0	0	0
Wheatland		340	0	1	0
TOWNS		34,297	636	188	6
GRAND TOTAL:		43,598	693	215	8

GOVERNOR
CONSERVATIVE PRIMARY
SUMMARY

LEGISLATIVE DISTRICT OR TOWN	TOTAL VOTERS	RICK A. LAZIO	RALPH C. LORIGO	SCATTER
		1D	2D	
Leg. Dist. 06	307	9	3	4
Leg. Dist. 07	219	2	4	0
Leg. Dist. 21	1,382	11	6	0
Leg. Dist. 22	448	1	2	0
Leg. Dist. 23	1,483	4	10	1
Leg. Dist. 24	1,070	7	2	2
Leg. Dist. 25	1,113	5	3	1
Leg. Dist. 26	550	10	9	0
Leg. Dist. 27	1,138	1	8	0
Leg. Dist. 28	641	5	9	1
Leg. Dist. 29	950	4	3	0
CITY	9,301	59	59	9
Brighton	2,935	24	19	6
Chili	2,045	32	37	9
Clarkson	433	8	7	0
East Rochester	330	6	6	3
Gates	1,507	27	24	7
Greece	4,897	154	84	22
Hamlin	645	10	8	4
Henrietta	2,039	32	26	6
Irondequoit	3,220	97	46	6
Mendon	747	3	9	5
Ogden	1,133	39	16	11
Parma	965	16	11	1
Penfield	2,656	44	39	1
Perinton	3,656	29	31	13
Pittsford	2,593	31	21	9
Riga	471	10	8	2
Rush	302	6	4	3
Sweden	640	11	9	1
Webster	2,743	66	39	13
Wheatland	340	8	5	1
TOWNS	34,297	653	449	123
GRAND TOTAL:	43,598	712	508	132

GOVERNOR
CONSERVATIVE PRIMARY
DETAIL

LEGISLATIVE DISTRICT OR TOWN	ELECTION DISTRICT	TOTAL VOTERS	RICK A. LAZIO	RALPH C. LORIGO	SCATTER
			1D	2D	
Leg. Dist. 06	1	87	5	0	0
	2 / 3	68	0	0	1
	4 / 5	95	2	3	3
	6	57	2	0	0
Leg. Dist. 06		307	9	3	4
Leg. Dist. 07	1	80	1	1	0
	2	82	1	1	0
	3	57	0	2	0
Leg. Dist. 07		219	2	4	0
Leg. Dist. 21	1 / 24	118	2	1	0
	2 / 10	144	3	1	0
	3 / 4 / 15	102	1	0	0
	5 / 16 / 32	65	0	1	0
	6	81	0	0	0
	7	61	1	1	0
	8	18	0	0	0
	9	53	1	0	0
	11 / 22-1	57	0	0	0
	12	60	1	0	0
	13 / 23-15	58	2	0	0
	14	95	0	1	0
	17 / 28	53	0	0	0
	18	35	0	1	0
	19	17	0	0	0
	20	25	0	0	0
	21	44	0	0	0
	22	26	0	0	0
	23	31	0	0	0
	25 / 27	59	0	0	0
	26	31	0	0	0
	29	13	0	0	0
	30 / 22-8 / 22-22	60	0	0	0
	31 / 34	21	0	0	0
	33 / 23-13	55	0	0	0
Leg. Dist. 21		1,382	11	6	0
Leg. Dist. 22	2 / 13	17	0	0	0
	3	38	0	0	0
	4 / 16 / 19	33	0	0	0
	5	21	0	0	0
	6	29	0	0	0
	7	23	0	0	0
	9	24	0	0	0
	10 / 17	35	0	1	0
	11 / 21	54	1	1	0

GOVERNOR
CONSERVATIVE PRIMARY
DETAIL

LEGISLATIVE DISTRICT OR TOWN	ELECTION DISTRICT	TOTAL VOTERS	RICK A. LAZIO	RALPH C. LORIGO	SCATTER
			1D	2D	
Leg. Dist. 22					
	12 / 23	37	0	0	0
	14 / 15	73	0	0	0
	18	23	0	0	0
	20 / 29-27	28	0	0	0
	24	13	0	0	0
Leg. Dist. 22		448	1	2	0
Leg. Dist. 23					
	1 / 6 / 9	111	0	0	0
	2 / 3 / 11	179	0	3	1
	4 / 12 / 22	211	1	2	0
	5 / 7	94	1	0	0
	8 / 14	83	1	1	0
	10 / 20	153	0	1	0
	16 / 24-16	86	0	0	0
	17 / 18	108	1	1	0
	19 / 27	82	0	0	0
	21	78	0	2	0
	23	25	0	0	0
	24	58	0	0	0
	25 / 26	215	0	0	0
Leg. Dist. 23		1,483	4	10	1
Leg. Dist. 24					
	1 / 13	196	1	0	1
	2 / 3	182	0	0	0
	4 / 10	139	0	0	0
	5	76	0	0	0
	6	43	1	1	0
	7	46	0	0	0
	8 / 9	102	1	1	0
	11 / 12	45	0	0	0
	14 / 15	215	4	0	1
	17	26	0	0	0
Leg. Dist. 24		1,070	7	2	2
Leg. Dist. 25					
	1 / 22	76	0	0	0
	2	48	0	0	0
	3	93	0	1	0
	4	5	0	0	0
	5 / 10	93	0	0	0
	6	68	0	0	0
	7 / 13	86	0	0	0
	8 / 27-9	96	0	0	0
	9 / 11	68	0	0	0
	12	69	0	1	0
	14 / 24	91	0	0	0
	15 / 27-18	71	0	0	0
	16 / 23	7	0	0	0

GOVERNOR
CONSERVATIVE PRIMARY
DETAIL

LEGISLATIVE DISTRICT OR TOWN	ELECTION DISTRICT	TOTAL VOTERS	RICK A. LAZIO 1D	RALPH C. LORIGO 2D	SCATTER
Leg. Dist. 25	17	15	0	0	0
	18	107	2	1	1
	19 / 21	35	1	0	0
	20 / 25	85	2	0	0
Leg. Dist. 25		1,113	5	3	1
Leg. Dist. 26	1 / 2 / 13 / 28-10	70	2	3	0
	3 / 4	86	2	3	0
	5 / 11	50	1	0	0
	7 / 8	72	0	1	0
	9 / 14	67	3	0	0
	10 / 12	103	1	2	0
	15 / 28-18 / 28-19	67	1	0	0
	16	35	0	0	0
Leg. Dist. 26		550	10	9	0
Leg. Dist. 27	1 / 2	104	1	1	0
	3 / 24	63	0	0	0
	4 / 5	128	0	3	0
	6 / 17	84	0	0	0
	7 / 12	90	0	0	0
	8	45	0	0	0
	10 / 11	110	0	0	0
	13 / 21	78	0	0	0
	14	39	0	0	0
	15	60	0	1	0
	16	57	0	0	0
	19 / 23	94	0	3	0
	20	30	0	0	0
	22	91	0	0	0
	27	33	0	0	0
	28	32	0	0	0
Leg. Dist. 27		1,138	1	8	0
Leg. Dist. 28	1 / 5 / 16	104	2	2	0
	2 / 3	51	2	1	1
	4	52	0	0	0
	6 / 9	45	1	0	0
	7	54	0	0	0
	8	71	0	1	0
	11 / 13 / 25	71	0	1	0
	12	18	0	0	0
	14 / 15 / 22	63	0	1	0
	17	6	0	0	0
	21	44	0	3	0
	23 / 24	62	0	0	0
Leg. Dist. 28		641	5	9	1

GOVERNOR
CONSERVATIVE PRIMARY
DETAIL

LEGISLATIVE DISTRICT OR TOWN	ELECTION DISTRICT	TOTAL VOTERS	RICK A. LAZIO	RALPH C. LORIGO	SCATTER
			1D	2D	
Leg. Dist. 29					
	1	2	0	0	0
	2 / 26	35	0	0	0
	3 / 8 / 9	120	0	0	0
	4 / 6	79	1	0	0
	5 / 7	50	1	0	0
	10	32	0	2	0
	11 / 14	74	1	0	0
	12 / 24	82	0	0	0
	13	14	0	0	0
	15 / 16	50	0	0	0
	17	0	0	0	0
	18	62	0	0	0
	19	27	0	0	0
	20	41	0	0	0
	21	60	0	0	0
	22	61	0	0	0
	23	75	0	0	0
	25	86	1	1	0
Leg. Dist. 29		<u>950</u>	<u>4</u>	<u>3</u>	<u>0</u>
CITY		9,301	59	59	9
Brighton					
	1 / 13	137	1	0	0
	2 / 26 / 44	110	1	1	0
	3	69	0	1	0
	4 / 5	109	2	0	0
	6	92	0	0	0
	7 / 11 / 15	209	3	1	2
	8 / 16 / 18	170	0	0	0
	9	68	0	0	0
	10 / 21	122	2	2	0
	12	79	0	1	0
	14 / 30	237	1	1	0
	17	32	0	0	0
	19	57	0	0	0
	20 / 35	104	3	0	0
	22 / 37 / 42	169	2	2	2
	23 / 33	150	3	4	1
	24 / 34	172	1	2	0
	25 / 27	118	0	0	0
	28	72	0	0	0
	29 / 39	124	0	0	0
	31 / 32	142	0	1	0
	36 / 45	57	1	0	0
	38	83	2	1	1
	40 / 46	132	2	2	0
	41 / 43	121	0	0	0
Brighton		<u>2,935</u>	<u>24</u>	<u>19</u>	<u>6</u>

GOVERNOR
CONSERVATIVE PRIMARY
DETAIL

<u>LEGISLATIVE DISTRICT OR TOWN</u>	<u>ELECTION DISTRICT</u>	<u>TOTAL VOTERS</u>	RICK A. LAZIO <u>1D</u>	RALPH C. LORIGO <u>2D</u>	<u>SCATTER</u>
Chili	1 / 19	133	1	1	0
	2	103	3	5	1
	3	76	0	1	0
	4 / 30 / 32	132	0	1	0
	5 / 23 / 29	128	4	3	0
	6 / 9	123	1	3	1
	7 / 15	75	2	0	1
	8	79	1	2	0
	10	60	0	1	1
	11 / 12	101	0	2	1
	13 / 21	142	4	2	0
	14	83	0	2	1
	16 / 22	107	2	3	0
	17	177	4	4	0
	18 / 26	131	4	1	0
	20	71	1	0	0
	24	106	1	2	1
	25 / 28	90	0	1	0
	27	52	3	1	1
	31	1	0	0	0
	33	75	1	2	1
Chili		<u>2,045</u>	<u>32</u>	<u>37</u>	<u>9</u>
Clarkson	1 / 3	159	1	2	0
	2 / 5	123	3	1	0
	4	92	2	2	0
	6	59	2	2	0
Clarkson		<u>433</u>	<u>8</u>	<u>7</u>	<u>0</u>
East Rochester	1	57	0	1	1
	2 / 3	101	2	2	0
	4 / 5	78	2	2	1
	6 / 7	94	2	1	1
East Rochester		<u>330</u>	<u>6</u>	<u>6</u>	<u>3</u>
Gates	1 / 11	66	0	2	1
	2 / 4	76	3	1	2
	3 / 15	99	2	1	0
	5 / 23	158	3	1	0
	6 / 10 / 22	119	2	2	0
	7	74	1	1	0
	8 / 19 / 28	119	2	6	0
	9 / 33	105	1	1	0
	12 / 32	82	2	1	0
	13	27	0	1	0
	14 / 16	70	0	0	1
	17 / 29	85	2	0	0

GOVERNOR
CONSERVATIVE PRIMARY
DETAIL

LEGISLATIVE DISTRICT OR TOWN	ELECTION DISTRICT	TOTAL VOTERS	RICK A. LAZIO 1D	RALPH C. LORIGO 2D	SCATTER
Gates	18 / 34	73	1	2	0
	20 / 25	90	0	1	0
	21 / 31	75	4	1	0
	24	48	1	0	1
	26 / 35	92	2	3	0
	27 / 30	49	1	0	2
Gates		1,507	27	24	7
Greece	1 / 21 / 30	88	4	1	0
	2 / 34	109	4	1	1
	3 / 52	102	3	3	0
	4 / 75	99	2	3	3
	5 / 8	52	0	0	0
	6 / 7	60	5	0	0
	9 / 20	81	1	2	0
	10 / 11 / 25	71	1	3	0
	12 / 46	55	5	0	0
	13 / 40	81	2	0	1
	14 / 83	64	2	0	0
	15 / 71	98	2	0	0
	16 / 38 / 76	152	6	1	1
	17 / 39	93	2	2	0
	18 / 67	85	3	2	1
	19 / 23	136	4	3	0
	22 / 63	69	2	2	1
	24 / 109	106	7	3	1
	26	44	2	1	0
	27 / 108	57	6	0	0
	28 / 45	102	4	2	1
	29 / 66	89	0	1	0
	31 / 47	69	2	1	1
	32	26	0	2	0
	33 / 57	65	4	1	0
	35 / 84	137	3	1	1
	36 / 42	92	1	1	0
	37 / 81	76	1	2	0
	41 / 48 / 78	110	4	5	0
	43 / 107	77	6	5	0
	44	63	0	1	0
	49 / 55	95	5	3	0
	50 / 56	129	3	0	0
	51 / 68	90	0	4	0
	53 / 72	74	0	0	1
	54	30	0	0	0
	58 / 90	97	9	0	1
	59 / 61	73	1	1	0
	60 / 95	62	3	1	1

GOVERNOR
CONSERVATIVE PRIMARY
DETAIL

LEGISLATIVE DISTRICT OR TOWN	ELECTION DISTRICT	TOTAL VOTERS	RICK A. LAZIO	RALPH C. LORIGO	SCATTER
			1D	2D	
Greece					
	62 / 101	69	1	2	0
	64 / 80	85	6	1	0
	65	69	0	0	0
	69 / 94	93	3	2	1
	70	78	3	1	0
	73 / 85	81	0	0	0
	74 / 82	55	0	1	0
	77	67	1	2	0
	79	61	2	1	0
	86	82	6	0	0
	87	49	3	1	0
	88 / 104 / 105	108	2	1	0
	89 / 99	80	1	1	1
	91	92	1	5	1
	92 / 100	137	3	2	0
	93	79	1	2	2
	96	32	0	0	0
	97	138	4	2	1
	98 / 106	82	1	1	1
	102 / 103	102	7	1	0
Greece		4,897	154	84	22
Hamlin					
	1 / 6 / 8	142	4	2	0
	2 / 5	131	0	2	1
	3 / 7	139	4	1	1
	4	71	0	1	0
	9	53	1	1	0
	10	94	1	1	2
	11	15	0	0	0
Hamlin		645	10	8	4
Henrietta					
	1 / 12	139	0	1	0
	2 / 20	117	2	2	0
	3 / 30	135	3	3	0
	4 / 5	140	5	3	0
	6 / 8	107	3	0	2
	7 / 22	134	3	1	1
	9 / 14	110	0	0	0
	10 / 18	99	2	2	0
	11 / 23 / 34	116	1	2	0
	13	48	0	0	0
	15 / 16	89	4	1	0
	17 / 25	153	1	1	0
	19 / 35	95	0	2	0
	21 / 28	116	1	2	0
	24 / 33	60	1	1	0
	26	107	2	2	2

GOVERNOR
CONSERVATIVE PRIMARY
DETAIL

LEGISLATIVE DISTRICT OR TOWN	ELECTION DISTRICT	TOTAL VOTERS	RICK A. LAZIO	RALPH C. LORIGO	SCATTER
			1D	2D	
Henrietta	27 / 31	109	2	1	1
	29	75	2	1	0
	32	90	0	1	0
Henrietta		2,039	32	26	6
Irondequoit	1	32	2	1	0
	2 / 9 / 40	113	3	0	0
	3	59	1	0	1
	4 / 46	110	4	2	1
	5 / 12	77	3	2	0
	6 / 7	148	7	1	0
	8 / 10	115	1	1	1
	11 / 52	84	1	2	0
	13 / 31	100	4	3	0
	14 / 28	96	1	2	0
	15	90	6	0	1
	16 / 22	109	5	2	0
	17 / 32	87	6	0	0
	18 / 71 / 72	73	2	0	0
	19	54	1	0	0
	20 / 62	108	5	1	0
	21 / 70	45	1	0	0
	23 / 29	77	3	3	0
	24 / 64	97	1	1	2
	25 / 33	82	0	2	0
	26 / 54 / 65	81	2	1	0
	27 / 42 / 63	126	3	3	0
	30 / 49	83	4	2	0
	34	99	2	3	0
	35 / 43	73	3	1	0
	36 / 69	39	0	0	0
	37	50	3	0	0
	38 / 55 / 56	135	3	2	0
	39	23	0	1	0
	41 / 61	102	2	2	0
	44	94	3	1	0
	45 / 48	100	0	1	0
	47 / 51	82	1	1	0
50 / 66	33	1	0	0	
53 / 68	71	1	1	0	
57 / 67	119	4	2	0	
58	61	6	1	0	
59 / 60	93	2	1	0	
Irondequoit		3,220	97	46	6
Mendon	1 / 8	138	1	0	1
	2 / 4	154	0	3	1

GOVERNOR
CONSERVATIVE PRIMARY
DETAIL

LEGISLATIVE DISTRICT OR TOWN	ELECTION DISTRICT	TOTAL VOTERS	RICK A. LAZIO 1D	RALPH C. LORIGO 2D	SCATTER
Mendon					
	3	112	0	1	0
	5	83	0	1	1
	6	75	1	1	0
	7 / 9	<u>185</u>	<u>1</u>	<u>3</u>	<u>2</u>
Mendon		747	3	9	5
Ogden					
	1 / 9	104	3	2	0
	2 / 13	116	5	0	2
	3	83	1	1	1
	4 / 18	93	5	1	1
	5	62	2	0	1
	6 / 10	120	4	3	1
	7 / 16 / 20	137	4	2	0
	8	76	1	0	0
	11	53	4	0	0
	12	59	3	1	2
	14 / 17	91	2	2	2
	15	57	3	3	0
	19	<u>82</u>	<u>2</u>	<u>1</u>	<u>1</u>
Ogden		1,133	39	16	11
Parma					
	1 / 11	125	4	1	0
	2 / 12	101	1	2	1
	3 / 13	155	1	2	0
	4 / 5	115	3	3	0
	6 / 7	113	3	1	0
	8	125	1	1	0
	9 / 10	124	0	1	0
	14 / 15	<u>107</u>	<u>3</u>	<u>0</u>	<u>0</u>
Parma		965	16	11	1
Penfield					
	1	21	2	0	0
	2	60	4	0	0
	3 / 39	100	3	5	0
	4 / 14	146	2	1	0
	5 / 17	42	3	2	0
	6 / 34	40	0	1	0
	7 / 28	140	4	3	0
	8	71	0	0	0
	9 / 22	263	1	4	0
	10	56	1	0	0
	11	51	0	0	0
	12 / 24	189	5	4	1
	13	87	5	1	0
	15	75	1	0	0
	16	23	0	0	0
	18 / 36	87	1	1	0

GOVERNOR
CONSERVATIVE PRIMARY
DETAIL

LEGISLATIVE DISTRICT OR TOWN	ELECTION DISTRICT	TOTAL VOTERS	RICK A. LAZIO 1D	RALPH C. LORIGO 2D	SCATTER
Penfield	19	107	1	2	0
	20 / 42	127	3	1	0
	21	62	0	0	0
	23	85	2	2	0
	25 / 33	125	1	3	0
	26	35	0	0	0
	27	89	1	4	0
	29 / 35	106	2	0	0
	30	84	1	0	0
	31 / 32	105	0	3	0
	37	92	0	0	0
	38 / 40	132	1	0	0
	41	56	0	2	0
Penfield		2,656	44	39	1
Perinton	1 / 39	136	1	0	0
	2	82	0	1	0
	3 / 32	133	2	1	0
	4	62	1	0	2
	5 / 20	128	3	2	0
	6 / 25	118	0	5	1
	7	72	0	1	1
	8 / 27	127	1	0	0
	9	87	0	2	0
	10 / 11 / 46	163	0	2	0
	12 / 16 / 22	145	1	0	0
	13 / 55	143	2	0	0
	14	86	0	1	1
	15 / 48	56	0	0	0
	17 / 44	141	1	0	0
	18	85	0	0	1
	19 / 23	152	1	1	0
	21	73	1	1	0
	24	146	1	1	1
	26 / 40	126	1	2	0
	28 / 49	107	0	0	0
	29 / 41	81	3	1	0
	30 / 36	106	0	1	0
	31	79	0	0	0
	33 / 53	130	1	0	2
	34	74	0	0	0
	35 / 52	120	1	2	0
	37 / 42	116	1	2	0
	38	73	1	0	0
	43	101	1	0	2
	45	105	1	0	0
	47	55	0	0	0

GOVERNOR
CONSERVATIVE PRIMARY
DETAIL

LEGISLATIVE DISTRICT OR TOWN	ELECTION DISTRICT	TOTAL VOTERS	RICK A. LAZIO 1D	RALPH C. LORIGO 2D	SCATTER
Perinton					
	50	21	2	0	0
	51	74	1	1	0
	54	94	1	0	1
	56	59	0	4	1
Perinton		3,656	29	31	13
Pittsford					
	1 / 2	147	7	4	0
	3	186	1	0	0
	4	68	1	0	1
	5 / 20	150	1	3	0
	6 / 9	156	0	2	1
	7 / 26	128	2	2	0
	8	94	1	1	2
	10 / 31	123	0	0	1
	11 / 15	102	1	1	1
	12 / 21	151	1	1	0
	13 / 30	139	1	0	0
	14	93	4	0	0
	16 / 27	116	2	0	0
	17	92	0	0	0
	18 / 28	133	0	0	0
	19 / 29	145	3	2	0
	22	93	0	1	0
	23	85	3	3	0
	24	99	2	0	2
	25	102	1	1	1
	32	67	0	0	0
	33	68	0	0	0
	34	56	0	0	0
Pittsford		2,593	31	21	9
Riga					
	1 / 3	154	4	1	1
	2 / 6	149	3	7	1
	4 / 5	168	3	0	0
Riga		471	10	8	2
Rush					
	1 / 2	116	2	0	1
	3 / 4	186	4	4	2
Rush		302	6	4	3
Sweden					
	1 / 5 / 6	157	1	3	1
	2 / 9	60	1	1	0
	3	77	2	0	0
	4 / 11	91	3	3	0
	7 / 8	131	2	0	0
	10 / 12	124	2	2	0
Sweden		640	11	9	1

GOVERNOR
CONSERVATIVE PRIMARY
DETAIL

LEGISLATIVE DISTRICT OR TOWN	ELECTION DISTRICT	TOTAL VOTERS	RICK A. LAZIO 1D	RALPH C. LORIGO 2D	SCATTER
Webster	1 / 2	162	2	1	1
	3 / 36	131	2	2	1
	4 / 14	105	0	3	0
	5	47	1	1	0
	6 / 43	96	3	0	0
	7 / 22	130	5	5	1
	8 / 18	114	4	0	0
	9 / 34	109	0	1	1
	10 / 17	131	1	0	0
	11	42	2	1	0
	12	88	1	0	0
	13	69	1	0	2
	15 / 39	123	5	2	1
	16 / 26	107	5	1	1
	19	96	1	1	0
	20 / 42	132	6	0	0
	21 / 35	115	3	1	0
	23 / 33	108	2	2	1
	24	118	7	3	2
	25	34	0	0	0
	27 / 40	138	4	4	0
	28 / 41	109	2	4	2
	29 / 32	111	1	1	0
	30	47	1	0	0
	31	90	4	2	0
	37	101	1	2	0
	38	90	2	2	0
Webster		<u>2,743</u>	<u>66</u>	<u>39</u>	<u>13</u>
Wheatland	1 / 3	150	6	1	1
	2	89	0	0	0
	4 / 5	101	2	4	0
Wheatland TOWNS		<u>340</u>	<u>8</u>	<u>5</u>	<u>1</u>
		<u>34,297</u>	<u>653</u>	<u>449</u>	<u>123</u>
GRAND TOTAL:		<u><u>43,598</u></u>	<u><u>712</u></u>	<u><u>508</u></u>	<u><u>132</u></u>

COUNTY COURT JUDGE
CONSERVATIVE PRIMARY
(VOTE FOR 3)
SUMMARY

LEGISLATIVE DISTRICT OR TOWN	TOTAL VOTERS	KELLY C. WOLFORD	JAMES J. PIAMPIANO	VINCENT M. DINOLFO	VICKI ARGENTO	SCATTER
		18D	19D	20D	21D	
Leg. Dist. 06	921	1	16	14	12	0
Leg. Dist. 07	657	1	6	6	5	0
Leg. Dist. 21	4,146	2	15	15	15	0
Leg. Dist. 22	1,344	0	2	3	2	0
Leg. Dist. 23	4,449	9	13	13	12	0
Leg. Dist. 24	3,210	6	7	6	7	1
Leg. Dist. 25	3,339	3	6	8	6	1
Leg. Dist. 26	1,650	6	16	15	13	0
Leg. Dist. 27	3,414	5	5	6	6	0
Leg. Dist. 28	1,923	4	17	19	14	0
Leg. Dist. 29	2,850	2	6	6	5	0
CITY	27,903	39	109	111	97	2
Brighton	8,805	6	50	44	41	0
Chili	6,135	33	63	59	60	1
Clarkson	1,299	4	13	15	13	0
East Rochester	990	5	14	12	18	1
Gates	4,521	12	49	59	54	0
Greece	14,691	47	234	246	230	4
Hamlin	1,935	6	17	18	15	0
Henrietta	6,117	25	59	60	41	0
Irondequoit	9,660	45	108	140	113	3
Mendon	2,241	8	15	13	12	0
Ogden	3,399	16	63	60	59	0
Parma	2,895	9	34	33	30	0
Penfield	7,968	18	78	77	77	0
Perinton	10,968	28	67	65	61	1
Pittsford	7,779	11	58	59	54	0
Riga	1,413	5	19	19	14	0
Rush	906	5	11	10	11	0
Sweden	1,920	7	19	19	19	0
Webster	8,229	50	91	100	90	1
Wheatland	1,020	4	14	13	14	0
TOWNS	102,891	344	1,076	1,121	1,026	11
GRAND TOTAL:	130,794	383	1,185	1,232	1,123	13

COUNTY COURT JUDGE
 CONSERVATIVE PRIMARY
 (VOTE FOR 3)
 DETAIL

LEGISLATIVE DISTRICT OR TOWN	ELECTION DISTRICT	TOTAL VOTERS	KELLY C. WOLFORD	JAMES J. PIAMPIANO	VINCENT M. DINOLFO	VICKI ARGENTO	SCATTER
			18D	19D	20D	21D	
Leg. Dist. 06							
	1	261	1	5	5	4	0
	2 / 3	204	0	1	1	1	0
	4 / 5	285	0	8	6	6	0
	6	171	0	2	2	1	0
Leg. Dist. 06		921	1	16	14	12	0
Leg. Dist. 07							
	1	240	0	2	2	2	0
	2	246	1	2	2	1	0
	3	171	0	2	2	2	0
Leg. Dist. 07		657	1	6	6	5	0
Leg. Dist. 21							
	1 / 24	354	0	2	1	1	0
	2 / 10	432	0	4	4	4	0
	3 / 4 / 15	306	1	0	1	1	0
	5 / 16 / 32	195	1	0	1	1	0
	6	243	0	0	0	0	0
	7	183	0	2	2	2	0
	8	54	0	0	0	0	0
	9	159	0	2	1	1	0
	11 / 22-1	171	0	0	0	0	0
	12	180	0	1	1	1	0
	13 / 23-15	174	0	2	2	2	0
	14	285	0	1	1	1	0
	17 / 28	159	0	0	0	0	0
	18	105	0	1	1	1	0
	19	51	0	0	0	0	0
	20	75	0	0	0	0	0
	21	132	0	0	0	0	0
	22	78	0	0	0	0	0
	23	93	0	0	0	0	0
	25 / 27	177	0	0	0	0	0
	26	93	0	0	0	0	0
	29	39	0	0	0	0	0
	30 / 22-8 / 22-22	180	0	0	0	0	0
	31 / 34	63	0	0	0	0	0
	33 / 23-13	165	0	0	0	0	0
Leg. Dist. 21		4,146	2	15	15	15	0
Leg. Dist. 22							
	2 / 13	51	0	0	0	0	0
	3	114	0	0	0	0	0
	4 / 16 / 19	99	0	0	0	0	0
	5	63	0	0	0	0	0
	6	87	0	0	0	0	0
	7	69	0	0	0	0	0
	9	72	0	0	0	0	0

COUNTY COURT JUDGE
 CONSERVATIVE PRIMARY
 (VOTE FOR 3)
 DETAIL

LEGISLATIVE DISTRICT OR TOWN	ELECTION DISTRICT	TOTAL VOTERS	KELLY C. WOLFORD	JAMES J. PIAMPIANO	VINCENT M. DINOLFO	VICKI ARGENTO	SCATTER
			18D	19D	20D	21D	
Leg. Dist. 22							
	10 / 17	105	0	1	1	1	0
	11 / 21	162	0	1	2	1	0
	12 / 23	111	0	0	0	0	0
	14 / 15	219	0	0	0	0	0
	18	69	0	0	0	0	0
	20 / 29-27	84	0	0	0	0	0
	24	39	0	0	0	0	0
Leg. Dist. 22		1,344	0	2	3	2	0
Leg. Dist. 23							
	1 / 6 / 9	333	0	0	0	0	0
	2 / 3 / 11	537	3	1	2	3	0
	4 / 12 / 22	633	0	4	4	3	0
	5 / 7	282	0	1	1	1	0
	8 / 14	249	1	2	1	1	0
	10 / 20	459	1	1	1	0	0
	16 / 24-16	258	0	0	0	0	0
	17 / 18	324	2	0	1	1	0
	19 / 27	246	0	2	2	2	0
	21	234	2	2	1	1	0
	23	75	0	0	0	0	0
	24	174	0	0	0	0	0
	25 / 26	645	0	0	0	0	0
Leg. Dist. 23		4,449	9	13	13	12	0
Leg. Dist. 24							
	1 / 13	588	2	2	1	1	0
	2 / 3	546	0	0	0	0	0
	4 / 10	417	0	0	0	0	0
	5	228	0	0	0	0	0
	6	129	0	2	2	2	0
	7	138	0	0	0	0	0
	8 / 9	306	1	1	1	1	0
	11 / 12	135	0	0	0	0	0
	14 / 15	645	3	2	2	3	1
	17	78	0	0	0	0	0
Leg. Dist. 24		3,210	6	7	6	7	1
Leg. Dist. 25							
	1 / 22	228	0	0	0	0	0
	2	144	0	0	0	0	0
	3	279	0	1	1	1	0
	4	15	0	0	0	0	0
	5 / 10	279	0	0	0	0	0
	6	204	0	0	0	0	0
	7 / 13	258	0	0	0	0	0
	8 / 27-9	288	0	0	0	0	0
	9 / 11	204	0	0	0	0	0

COUNTY COURT JUDGE
 CONSERVATIVE PRIMARY
 (VOTE FOR 3)
 DETAIL

LEGISLATIVE DISTRICT OR TOWN	ELECTION DISTRICT	TOTAL VOTERS	KELLY C. WOLFORD	JAMES J. PIAMPIANO	VINCENT M. DINOLFO	VICKI ARGENTO	SCATTER
			18D	19D	20D	21D	
Leg. Dist. 25							
	12	207	0	0	1	0	0
	14 / 24	273	0	0	0	0	0
	15 / 27-18	213	0	0	0	0	0
	16 / 23	21	0	0	0	0	0
	17	45	0	0	0	0	0
	18	321	2	3	3	2	1
	19 / 21	105	0	1	1	1	0
	20 / 25	255	1	1	2	2	0
Leg. Dist. 25		3,339	3	6	8	6	1
Leg. Dist. 26							
	1 / 2 / 13 / 28-10	210	4	4	2	2	0
	3 / 4	258	2	4	4	3	0
	5 / 11	150	0	1	1	1	0
	7 / 8	216	0	1	1	1	0
	9 / 14	201	0	3	3	3	0
	10 / 12	309	0	2	3	2	0
	15 / 28-18 / 28-19	201	0	1	1	1	0
	16	105	0	0	0	0	0
Leg. Dist. 26		1,650	6	16	15	13	0
Leg. Dist. 27							
	1 / 2	312	1	2	1	2	0
	3 / 24	189	0	0	0	0	0
	4 / 5	384	0	3	3	3	0
	6 / 17	252	0	0	0	0	0
	7 / 12	270	1	0	0	0	0
	8	135	0	0	0	0	0
	10 / 11	330	0	0	0	0	0
	13 / 21	234	0	0	0	0	0
	14	117	0	0	0	0	0
	15	180	1	0	1	1	0
	16	171	0	0	0	0	0
	19 / 23	282	2	0	1	0	0
	20	90	0	0	0	0	0
	22	273	0	0	0	0	0
	27	99	0	0	0	0	0
	28	96	0	0	0	0	0
Leg. Dist. 27		3,414	5	5	6	6	0
Leg. Dist. 28							
	1 / 5 / 16	312	0	5	5	5	0
	2 / 3	153	1	4	4	2	0
	4	156	0	0	0	0	0
	6 / 9	135	1	1	2	2	0
	7	162	0	0	0	0	0
	8	213	0	1	1	1	0
	11 / 13 / 25	213	1	1	1	0	0

COUNTY COURT JUDGE
 CONSERVATIVE PRIMARY
 (VOTE FOR 3)
 DETAIL

LEGISLATIVE DISTRICT OR TOWN	ELECTION DISTRICT	TOTAL VOTERS	KELLY C. WOLFORD	JAMES J. PIAMPIANO	VINCENT M. DINOLFO	VICKI ARGENTO	SCATTER
			18D	19D	20D	21D	
Leg. Dist. 28							
	12	54	0	1	1	1	0
	14 / 15 / 22	189	0	0	1	0	0
	17	18	0	0	0	0	0
	21	132	0	3	3	3	0
	23 / 24	186	1	1	1	0	0
Leg. Dist. 28		1,923	4	17	19	14	0
Leg. Dist. 29							
	1	6	0	0	0	0	0
	2 / 26	105	0	0	0	0	0
	3 / 8 / 9	360	0	0	0	0	0
	4 / 6	237	0	1	1	1	0
	5 / 7	150	0	1	1	1	0
	10	96	0	1	1	1	0
	11 / 14	222	1	1	1	0	0
	12 / 24	246	0	0	0	0	0
	13	42	0	0	0	0	0
	15 / 16	150	0	0	0	0	0
	17	0	0	0	0	0	0
	18	186	0	0	0	0	0
	19	81	0	0	0	0	0
	20	123	0	0	0	0	0
	21	180	0	1	1	1	0
	22	183	0	0	0	0	0
	23	225	0	0	0	0	0
	25	258	1	1	1	1	0
Leg. Dist. 29		2,850	2	6	6	5	0
CITY		27,903	39	109	111	97	2
Brighton							
	1 / 13	411	0	3	3	3	0
	2 / 26 / 44	330	0	2	1	0	0
	3	207	0	1	1	1	0
	4 / 5	327	0	2	2	2	0
	6	276	0	0	0	0	0
	7 / 11 / 15	627	0	5	5	4	0
	8 / 16 / 18	510	0	0	0	0	0
	9	204	0	0	0	0	0
	10 / 21	366	0	4	4	4	0
	12	237	0	1	1	1	0
	14 / 30	711	0	2	2	2	0
	17	96	0	0	0	0	0
	19	171	0	0	0	0	0
	20 / 35	312	0	4	4	4	0
	22 / 37 / 42	507	0	6	6	6	0
	23 / 33	450	2	8	7	7	0
	24 / 34	516	0	2	1	1	0

COUNTY COURT JUDGE
 CONSERVATIVE PRIMARY
 (VOTE FOR 3)
 DETAIL

LEGISLATIVE DISTRICT OR TOWN	ELECTION DISTRICT	TOTAL VOTERS	KELLY C. WOLFORD	JAMES J. PIAMPIANO	VINCENT M. DINOLFO	VICKI ARGENTO	SCATTER
			18D	19D	20D	21D	
Brighton							
	25 / 27	354	0	0	0	0	0
	28	216	0	0	0	0	0
	29 / 39	372	0	0	0	0	0
	31 / 32	426	2	1	0	1	0
	36 / 45	171	1	1	1	0	0
	38	249	0	4	4	4	0
	40 / 46	396	1	4	2	1	0
	41 / 43	363	0	0	0	0	0
Brighton		8,805	6	50	44	41	0
Chili							
	1 / 19	399	1	2	2	1	0
	2	309	4	8	8	7	0
	3	228	0	1	1	1	0
	4 / 30 / 32	396	0	0	0	1	0
	5 / 23 / 29	384	5	4	4	4	0
	6 / 9	369	4	5	2	4	0
	7 / 15	225	2	2	3	2	0
	8	237	0	3	3	3	0
	10	180	1	2	1	2	0
	11 / 12	303	0	3	3	3	0
	13 / 21	426	3	5	3	5	1
	14	249	2	2	2	1	0
	16 / 22	321	2	2	4	5	0
	17	531	3	8	6	7	0
	18 / 26	393	2	4	3	3	0
	20	213	1	1	1	0	0
	24	318	1	2	3	2	0
	25 / 28	270	0	1	1	1	0
	27	156	0	5	5	5	0
	31	3	0	0	0	0	0
	33	225	2	3	4	3	0
Chili		6,135	33	63	59	60	1
Clarkson							
	1 / 3	477	0	3	3	2	0
	2 / 5	369	2	2	4	4	0
	4	276	1	4	4	4	0
	6	177	1	4	4	3	0
Clarkson		1,299	4	13	15	13	0
East Rochester							
	1	171	2	1	1	1	1
	2 / 3	303	2	3	3	6	0
	4 / 5	234	0	6	5	7	0
	6 / 7	282	1	4	3	4	0
East Rochester		990	5	14	12	18	1

COUNTY COURT JUDGE
 CONSERVATIVE PRIMARY
 (VOTE FOR 3)
 DETAIL

LEGISLATIVE DISTRICT OR TOWN	ELECTION DISTRICT	TOTAL VOTERS	KELLY C. WOLFORD	JAMES J. PIAMPIANO	VINCENT M. DINOLFO	VICKI ARGENTO	SCATTER
			18D	19D	20D	21D	
Gates							
	1 / 11	198	0	2	2	3	0
	2 / 4	228	1	4	6	5	0
	3 / 15	297	2	3	3	1	0
	5 / 23	474	0	4	4	4	0
	6 / 10 / 22	357	0	4	4	3	0
	7	222	2	0	2	2	0
	8 / 19 / 28	357	1	9	11	11	0
	9 / 33	315	0	2	2	2	0
	12 / 32	246	1	2	2	2	0
	13	81	0	0	1	0	0
	14 / 16	210	1	0	1	1	0
	17 / 29	255	0	2	2	2	0
	18 / 34	219	1	3	3	1	0
	20 / 25	270	1	0	1	1	0
	21 / 31	225	1	4	5	5	0
	24	144	0	2	2	2	0
	26 / 35	276	1	4	4	5	0
	27 / 30	147	0	4	4	4	0
Gates		4,521	12	49	59	54	0
Greece							
	1 / 21 / 30	264	1	4	4	4	0
	2 / 34	327	0	5	5	4	3
	3 / 52	306	4	4	6	4	0
	4 / 75	297	0	7	6	7	0
	5 / 8	156	1	0	0	0	0
	6 / 7	180	0	6	6	6	0
	9 / 20	243	1	3	3	2	0
	10 / 11 / 25	213	1	3	3	3	0
	12 / 46	165	2	1	4	2	0
	13 / 40	243	0	3	1	1	0
	14 / 83	192	0	2	2	2	0
	15 / 71	294	0	2	2	2	0
	16 / 38 / 76	456	0	8	8	8	0
	17 / 39	279	0	4	4	4	0
	18 / 67	255	3	4	4	4	1
	19 / 23	408	0	6	7	6	0
	22 / 63	207	0	5	4	5	0
	24 / 109	318	2	10	11	10	0
	26	132	0	3	3	3	0
	27 / 108	171	1	5	6	4	0
	28 / 45	306	1	7	9	8	0
	29 / 66	267	0	1	0	0	0
	31 / 47	207	1	3	3	3	0
	32	78	0	2	2	2	0
	33 / 57	195	0	5	5	5	0

COUNTY COURT JUDGE
 CONSERVATIVE PRIMARY
 (VOTE FOR 3)
 DETAIL

LEGISLATIVE DISTRICT OR TOWN	ELECTION DISTRICT	TOTAL VOTERS	KELLY C. WOLFORD	JAMES J. PIAMPIANO	VINCENT M. DINOLFO	VICKI ARGENTO	SCATTER
			18D	19D	20D	21D	
Greece							
	35 / 84	411	1	3	4	4	0
	36 / 42	276	2	3	2	2	0
	37 / 81	228	0	4	4	4	0
	41 / 48 / 78	330	3	9	8	7	0
	43 / 107	231	0	10	12	10	0
	44	189	0	1	1	1	0
	49 / 55	285	0	9	8	8	0
	50 / 56	387	2	1	3	3	0
	51 / 68	270	0	5	5	5	0
	53 / 72	222	0	1	1	1	0
	54	90	0	0	0	0	0
	58 / 90	291	1	8	10	9	0
	59 / 61	219	0	2	2	2	0
	60 / 95	186	0	5	5	5	0
	62 / 101	207	1	3	2	1	0
	64 / 80	255	2	5	7	7	0
	65	207	0	0	0	0	0
	69 / 94	279	1	7	6	6	0
	70	234	1	3	4	4	0
	73 / 85	243	0	0	0	0	0
	74 / 82	165	1	0	0	0	0
	77	201	1	2	3	3	0
	79	183	0	4	3	3	0
	86	246	2	6	6	4	0
	87	147	0	3	3	4	0
	88 / 104 / 105	324	0	3	3	3	0
	89 / 99	240	1	2	3	3	0
	91	276	0	7	6	6	0
	92 / 100	411	3	3	5	4	0
	93	237	3	2	2	4	0
	96	96	0	0	0	0	0
	97	414	0	8	8	7	0
	98 / 106	246	1	4	3	4	0
	102 / 103	306	3	8	9	7	0
Greece		14,691	47	234	246	230	4
Hamlin							
	1 / 6 / 8	426	2	3	4	3	0
	2 / 5	393	1	3	2	3	0
	3 / 7	417	1	4	5	5	0
	4	213	0	1	1	1	0
	9	159	1	2	2	0	0
	10	282	1	4	4	3	0
	11	45	0	0	0	0	0
Hamlin		1,935	6	17	18	15	0

COUNTY COURT JUDGE
CONSERVATIVE PRIMARY
(VOTE FOR 3)
DETAIL

LEGISLATIVE DISTRICT OR TOWN	ELECTION DISTRICT	TOTAL VOTERS	KELLY C. WOLFORD	JAMES J. PIAMPIANO	VINCENT M. DINOLFO	VICKI ARGENTO	SCATTER
			18D	19D	20D	21D	
Henrietta	1 / 12	417	2	0	1	0	0
	2 / 20	351	1	4	3	1	0
	3 / 30	405	2	7	6	3	0
	4 / 5	420	1	6	9	6	0
	6 / 8	321	3	4	2	2	0
	7 / 22	402	1	4	4	5	0
	9 / 14	330	0	0	0	0	0
	10 / 18	297	2	4	4	2	0
	11 / 23 / 34	348	2	4	4	2	0
	13	144	0	0	0	0	0
	15 / 16	267	2	6	6	4	0
	17 / 25	459	1	2	3	2	0
	19 / 35	285	2	0	2	2	0
	21 / 28	348	1	4	4	3	0
	24 / 33	180	1	2	2	1	0
	26	321	1	6	5	4	0
	27 / 31	327	2	3	2	1	0
	29	225	1	2	2	2	0
	32	270	0	1	1	1	0
Henrietta		6,117	25	59	60	41	0
Irondequoit	1	96	1	3	3	2	0
	2 / 9 / 40	339	1	2	3	2	0
	3	177	0	2	2	2	0
	4 / 46	330	0	5	6	4	3
	5 / 12	231	2	3	4	5	0
	6 / 7	444	1	6	8	6	0
	8 / 10	345	0	3	4	3	0
	11 / 52	252	0	2	3	2	0
	13 / 31	300	2	5	6	5	0
	14 / 28	288	1	2	3	3	0
	15	270	2	6	7	3	0
	16 / 22	327	3	2	5	3	0
	17 / 32	261	2	4	4	4	0
	18 / 71 / 72	219	1	1	2	2	0
	19	162	0	1	1	1	0
	20 / 62	324	1	7	7	6	0
	21 / 70	135	0	1	1	1	0
	23 / 29	231	2	5	5	4	0
	24 / 64	291	2	3	5	4	0
	25 / 33	246	0	2	2	2	0
	26 / 54 / 65	243	1	1	3	2	0
	27 / 42 / 63	378	1	6	7	5	0
	30 / 49	249	2	5	6	5	0
	34	297	0	4	4	5	0

COUNTY COURT JUDGE
CONSERVATIVE PRIMARY
(VOTE FOR 3)
DETAIL

LEGISLATIVE DISTRICT OR TOWN	ELECTION DISTRICT	TOTAL VOTERS	KELLY C. WOLFORD	JAMES J. PIAMPIANO	VINCENT M. DINOLFO	VICKI ARGENTO	SCATTER
			18D	19D	20D	21D	
Irondequoit							
	35 / 43	219	1	4	4	3	0
	36 / 69	117	0	0	0	0	0
	37	150	2	1	2	0	0
	38 / 55 / 56	405	2	4	5	4	0
	39	69	0	0	0	1	0
	41 / 61	306	1	3	5	5	0
	44	282	3	1	4	4	0
	45 / 48	300	1	0	1	0	0
	47 / 51	246	1	1	1	1	0
	50 / 66	99	1	0	0	0	0
	53 / 68	213	1	1	2	2	0
	57 / 67	357	1	6	6	5	0
	58	183	5	4	7	5	0
	59 / 60	279	1	2	2	2	0
Irondequoit		9,660	45	108	140	113	3
Mendon							
	1 / 8	414	1	2	1	2	0
	2 / 4	462	3	1	2	2	0
	3	336	1	1	1	0	0
	5	249	1	2	1	2	0
	6	225	1	2	2	1	0
	7 / 9	555	1	7	6	5	0
Mendon		2,241	8	15	13	12	0
Ogden							
	1 / 9	312	1	6	4	5	0
	2 / 13	348	2	6	5	6	0
	3	249	1	3	3	2	0
	4 / 18	279	1	6	6	6	0
	5	186	0	2	2	2	0
	6 / 10	360	0	8	8	7	0
	7 / 16 / 20	411	1	6	4	5	0
	8	228	0	1	1	1	0
	11	159	1	4	3	4	0
	12	177	2	4	6	4	0
	14 / 17	273	2	6	8	8	0
	15	171	3	5	3	4	0
	19	246	2	6	7	5	0
Ogden		3,399	16	63	60	59	0
Parma							
	1 / 11	375	1	5	5	4	0
	2 / 12	303	2	5	4	2	0
	3 / 13	465	1	5	4	5	0
	4 / 5	345	3	5	5	3	0
	6 / 7	339	0	4	4	4	0
	8	375	1	3	2	3	0

COUNTY COURT JUDGE
 CONSERVATIVE PRIMARY
 (VOTE FOR 3)
 DETAIL

LEGISLATIVE DISTRICT OR TOWN	ELECTION DISTRICT	TOTAL VOTERS	KELLY C. WOLFORD	JAMES J. PIAMPIANO	VINCENT M. DINOLFO	VICKI ARGENTO	SCATTER
			18D	19D	20D	21D	
Parma							
	9 / 10	372	0	3	3	3	0
	14 / 15	321	1	4	6	6	0
Parma		2,895	9	34	33	30	0
Penfield							
	1	63	0	2	2	2	0
	2	180	0	3	3	4	0
	3 / 39	300	1	7	7	7	0
	4 / 14	438	1	2	2	3	0
	5 / 17	126	2	4	3	4	0
	6 / 34	120	1	3	3	2	0
	7 / 28	420	6	7	7	6	0
	8	213	0	0	0	0	0
	9 / 22	789	0	5	5	5	0
	10	168	0	1	1	1	0
	11	153	0	0	0	0	0
	12 / 24	567	1	9	10	9	0
	13	261	0	5	5	6	0
	15	225	0	0	0	1	0
	16	69	0	0	0	0	0
	18 / 36	261	1	2	2	1	0
	19	321	1	2	2	3	0
	20 / 42	381	0	4	4	4	0
	21	186	0	0	0	0	0
	23	255	2	4	4	2	0
	25 / 33	375	0	4	4	4	0
	26	105	0	0	0	0	0
	27	267	0	5	5	5	0
	29 / 35	318	1	2	2	1	0
	30	252	0	1	1	1	0
	31 / 32	315	0	3	3	3	0
	37	276	0	0	0	0	0
	38 / 40	396	0	1	1	1	0
	41	168	1	2	1	2	0
Penfield		7,968	18	78	77	77	0
Perinton							
	1 / 39	408	0	1	1	1	0
	2	246	1	2	2	1	0
	3 / 32	399	1	2	2	2	0
	4	186	0	3	2	2	0
	5 / 20	384	0	6	6	6	0
	6 / 25	354	2	4	4	4	0
	7	216	1	2	2	1	0
	8 / 27	381	0	1	1	1	0
	9	261	1	2	1	2	0
	10 / 11 / 46	489	1	2	2	1	0

COUNTY COURT JUDGE
 CONSERVATIVE PRIMARY
 (VOTE FOR 3)
 DETAIL

LEGISLATIVE DISTRICT OR TOWN	ELECTION DISTRICT	TOTAL VOTERS	KELLY C. WOLFORD	JAMES J. PIAMPIANO	VINCENT M. DINOLFO	VICKI ARGENTO	SCATTER
			18D	19D	20D	21D	
Perinton	12 / 16 / 22	435	1	1	0	1	0
	13 / 55	429	0	2	2	2	0
	14	258	1	1	2	2	0
	15 / 48	168	0	1	1	1	0
	17 / 44	423	0	1	1	1	0
	18	255	0	1	1	1	0
	19 / 23	456	0	3	3	3	0
	21	219	1	2	2	2	0
	24	438	4	2	3	2	0
	26 / 40	378	1	3	2	3	0
	28 / 49	321	0	0	0	0	0
	29 / 41	243	1	4	4	3	0
	30 / 36	318	0	1	1	1	0
	31	237	1	0	0	0	0
	33 / 53	390	2	2	1	1	0
	34	222	0	0	0	0	0
	35 / 52	360	2	2	3	2	0
	37 / 42	348	2	2	3	1	0
	38	219	1	0	1	1	0
	43	303	2	3	2	3	0
	45	315	1	1	1	0	0
	47	165	0	0	0	0	0
50	63	0	2	2	2	0	
51	222	0	2	2	2	0	
54	282	1	2	1	2	0	
56	177	0	4	4	4	1	
Perinton		10,968	28	67	65	61	1
Pittsford							
	1 / 2	441	2	11	11	11	0
	3	558	0	0	1	0	0
	4	204	0	1	2	1	0
	5 / 20	450	0	4	4	4	0
	6 / 9	468	0	3	3	3	0
	7 / 26	384	2	2	3	4	0
	8	282	1	3	4	5	0
	10 / 31	369	0	1	0	0	0
	11 / 15	306	1	3	2	3	0
	12 / 21	453	0	2	2	2	0
	13 / 30	417	0	1	1	1	0
	14	279	0	4	4	4	0
	16 / 27	348	0	2	2	2	0
	17	276	0	0	0	0	0
	18 / 28	399	0	0	0	0	0
	19 / 29	435	1	6	6	5	0
	22	279	1	1	1	0	0

COUNTY COURT JUDGE
 CONSERVATIVE PRIMARY
 (VOTE FOR 3)
 DETAIL

LEGISLATIVE DISTRICT OR TOWN	ELECTION DISTRICT	TOTAL VOTERS	KELLY C. WOLFORD	JAMES J. PIAMPIANO	VINCENT M. DINOLFO	VICKI ARGENTO	SCATTER
			18D	19D	20D	21D	
Pittsford							
	23	255	2	6	6	3	0
	24	297	0	4	4	4	0
	25	306	1	4	3	2	0
	32	201	0	0	0	0	0
	33	204	0	0	0	0	0
	34	168	0	0	0	0	0
Pittsford		7,779	11	58	59	54	0
Riga							
	1 / 3	462	1	6	6	5	0
	2 / 6	447	4	10	10	7	0
	4 / 5	504	0	3	3	2	0
Riga		1,413	5	19	19	14	0
Rush							
	1 / 2	348	1	3	3	2	0
	3 / 4	558	4	8	7	9	0
Rush		906	5	11	10	11	0
Sweden							
	1 / 5 / 6	471	2	5	5	3	0
	2 / 9	180	0	3	3	3	0
	3	231	2	0	2	2	0
	4 / 11	273	2	6	4	6	0
	7 / 8	393	0	2	2	1	0
	10 / 12	372	1	3	3	4	0
Sweden		1,920	7	19	19	19	0
Webster							
	1 / 2	486	2	3	4	3	0
	3 / 36	393	3	4	4	4	0
	4 / 14	315	2	2	2	2	0
	5	141	0	1	2	1	0
	6 / 43	288	2	1	0	2	0
	7 / 22	390	5	9	9	7	0
	8 / 18	342	1	2	3	3	0
	9 / 34	327	3	1	2	1	0
	10 / 17	393	0	1	3	1	1
	11	126	1	0	3	1	0
	12	264	0	1	1	1	0
	13	207	3	3	2	2	0
	15 / 39	369	2	9	7	9	0
	16 / 26	321	2	5	6	5	0
	19	288	0	2	2	2	0
	20 / 42	396	0	4	6	4	0
	21 / 35	345	4	4	4	0	0
	23 / 33	324	2	5	5	6	0
	24	354	7	6	10	10	0

COUNTY COURT JUDGE
 CONSERVATIVE PRIMARY
 (VOTE FOR 3)
 DETAIL

LEGISLATIVE DISTRICT OR TOWN	ELECTION DISTRICT	TOTAL VOTERS	KELLY C. WOLFORD	JAMES J. PIAMPIANO	VINCENT M. DINOLFO	VICKI ARGENTO	SCATTER
			18D	19D	20D	21D	
Webster							
	25	102	0	0	0	0	0
	27 / 40	414	1	7	6	7	0
	28 / 41	327	5	5	5	3	0
	29 / 32	333	0	2	2	2	0
	30	141	1	1	1	0	0
	31	270	0	7	7	7	0
	37	303	3	2	1	3	0
	38	270	1	4	3	4	0
Webster		8,229	50	91	100	90	1
Wheatland							
	1 / 3	450	2	8	7	7	0
	2	267	0	0	0	0	0
	4 / 5	303	2	6	6	7	0
Wheatland		1,020	4	14	13	14	0
TOWNS		102,891	344	1,076	1,121	1,026	11
GRAND TOTAL:		130,794	383	1,185	1,232	1,123	13

GOVERNOR AND LIEUTENANT GOVERNOR
PART 1 OF 2
SUMMARY

LEGISLATIVE DISTRICT OR TOWN	TOTAL VOTERS	ANDREW M. CUOMO AND ROBERT J. DUFFY	CARL P. PALADINO AND GREGORY J. EDWARDS	ANDREW M. CUOMO AND ROBERT J. DUFFY	CARL P. PALADINO AND GREGORY J. EDWARDS	ANDREW M. CUOMO AND ROBERT J. DUFFY	HOWIE HAWKINS AND GLORIA MATTERA	JIMMY MCMILLAN
		DEM	REP	IND	CON	WOR	GRN	RTH
Leg. Dist. 06	1,566	842	377	74	114	35	25	15
Leg. Dist. 07	850	476	195	42	52	29	5	6
Leg. Dist. 21	5,623	3,982	686	192	210	192	90	58
Leg. Dist. 22	2,388	2,054	104	42	32	34	8	34
Leg. Dist. 23	6,555	4,266	872	304	235	287	183	56
Leg. Dist. 24	3,911	2,595	427	171	107	246	145	40
Leg. Dist. 25	3,930	3,151	224	110	51	129	78	41
Leg. Dist. 26	2,760	1,781	494	97	138	73	31	21
Leg. Dist. 27	5,574	4,520	387	118	99	149	65	66
Leg. Dist. 28	3,036	2,170	429	89	112	66	30	27
Leg. Dist. 29	3,912	3,065	409	84	98	71	25	32
CITY	40,105	28,902	4,604	1,323	1,248	1,311	685	396
Brighton	13,658	8,606	2,616	595	529	378	197	94
Chili	10,449	4,962	3,209	497	948	208	80	71
Clarkson	2,100	831	758	112	225	34	30	12
East Rochester	1,992	1,079	530	107	103	45	24	18
Gates	8,926	4,992	2,348	384	592	173	59	57
Greece	31,832	15,655	9,392	1,606	2,805	637	223	193
Hamlin	2,778	1,041	1,052	136	282	60	26	16
Henrietta	11,511	6,108	3,082	611	796	251	104	65
Irondequoit	19,353	10,624	4,960	949	1,196	438	226	155
Mendon	4,015	1,780	1,266	244	370	64	36	30
Ogden	6,859	2,829	2,366	357	761	160	32	44
Parma	5,474	2,136	1,939	290	593	122	46	45
Penfield	15,040	7,362	4,539	864	1,057	289	121	110
Perinton	20,689	10,123	6,344	1,102	1,490	325	190	160
Pittsford	12,715	6,632	3,829	584	763	181	103	83
Riga	2,247	872	801	135	238	42	14	21

GOVERNOR AND LIEUTENANT GOVERNOR
PART 1 OF 2
SUMMARY

LEGISLATIVE DISTRICT OR TOWN	TOTAL VOTERS	ANDREW M. CUOMO AND ROBERT J. DUFFY	CARL P. PALADINO AND GREGORY J. EDWARDS	ANDREW M. CUOMO AND ROBERT J. DUFFY	CARL P. PALADINO AND GREGORY J. EDWARDS	ANDREW M. CUOMO AND ROBERT J. DUFFY	HOWIE HAWKINS AND GLORIA MATTERA	JIMMY MCMILLAN
		DEM	REP	IND	CON	WOR	GRN	RTH
Rush	1,664	753	524	76	136	37	15	14
Sweden	3,445	1,570	1,062	149	301	80	43	36
Webster	16,622	7,874	5,212	858	1,460	293	131	103
Wheatland	1,799	800	569	90	177	37	17	10
TOWNS	193,168	96,629	56,398	9,746	14,822	3,854	1,717	1,337
GRAND TOTAL:	233,273	125,531	61,002	11,069	16,070	5,165	2,402	1,733

GOVERNOR AND LIEUTENANT GOVERNOR
PART 2 OF 2
SUMMARY

LEGISLATIVE DISTRICT OR TOWN	TOTAL VOTERS	WARREN REDLICH AND ALDEN LINK	CARL P. PALADINO AND GREGORY J. EDWARDS	CHARLES BARRON AND EVA M. DOYLE	KRISTIN M. DAVIS AND TANYA GENDELMAN	SCATTER	BLANK AND VOID
		LBT	TXP	FRE	APP		
Leg. Dist. 06	1,566	14	32	2	9	2	25
Leg. Dist. 07	850	7	12	0	4	0	22
Leg. Dist. 21	5,623	54	50	6	21	9	73
Leg. Dist. 22	2,388	5	6	4	2	1	62
Leg. Dist. 23	6,555	96	62	6	23	24	141
Leg. Dist. 24	3,911	63	21	7	25	10	54
Leg. Dist. 25	3,930	28	11	10	8	6	83
Leg. Dist. 26	2,760	35	30	2	7	2	49
Leg. Dist. 27	5,574	23	19	11	13	8	96
Leg. Dist. 28	3,036	12	26	4	5	4	62
Leg. Dist. 29	3,912	19	32	4	6	3	64
CITY	40,105	356	301	56	123	69	731
Brighton	13,658	191	125	6	36	21	264
Chili	10,449	113	184	4	28	15	130
Clarkson	2,100	18	59	0	3	1	17
East Rochester	1,992	19	25	1	3	3	35
Gates	8,926	58	124	2	24	15	98
Greece	31,832	286	516	8	93	39	379
Hamlin	2,778	41	89	2	6	3	24
Henrietta	11,511	125	150	5	28	18	168
Irondequoit	19,353	191	268	5	53	26	262
Mendon	4,015	50	74	0	18	11	72
Ogden	6,859	78	127	3	11	11	80
Parma	5,474	73	133	2	15	9	71
Penfield	15,040	200	239	1	25	29	204
Perinton	20,689	297	289	7	36	37	289
Pittsford	12,715	169	125	1	18	24	203
Riga	2,247	21	52	2	8	3	38

GOVERNOR AND LIEUTENANT GOVERNOR
PART 2 OF 2
SUMMARY

LEGISLATIVE DISTRICT OR TOWN	TOTAL VOTERS	WARREN REDLICH AND ALDEN LINK LBT	CARL P. PALADINO AND GREGORY J. EDWARDS TXP	CHARLES BARRON AND EVA M. DOYLE FRE	KRISTIN M. DAVIS AND TANYA GENDELMAN APP	SCATTER	BLANK AND VOID
Rush	1,664	21	48	0	7	2	31
Sweden	3,445	51	88	1	8	7	49
Webster	16,622	194	221	1	37	14	224
Wheatland	1,799	17	54	1	3	1	23
TOWNS	193,168	2,213	2,990	52	460	289	2,661
GRAND TOTAL:	233,273	2,569	3,291	108	583	358	3,392

GOVERNOR AND LIEUTENANT GOVERNOR
PART 1 OF 2
DETAIL

LEGISLATIVE DISTRICT OR TOWN	ELECTION DISTRICT	TOTAL VOTERS	ANDREW M. CUOMO AND ROBERT J. DUFFY	CARL P. PALADINO AND GREGORY J. EDWARDS	ANDREW M. CUOMO AND ROBERT J. DUFFY	CARL P. PALADINO AND GREGORY J. EDWARDS	ANDREW M. CUOMO AND ROBERT J. DUFFY	HOWIE HAWKINS AND GLORIA MATTERA	JIMMY MCMILLAN
			DEM	REP	IND	CON	WOR	GRN	RTH
Leg. Dist. 06									
	1	388	208	91	25	23	12	8	3
	2	175	100	37	6	16	1	1	0
	3	229	124	55	12	19	0	2	4
	4	274	151	63	13	21	11	4	1
	5	260	135	66	6	23	8	5	1
	6	240	124	65	12	12	3	5	6
Leg. Dist. 06		1,566	842	377	74	114	35	25	15
Leg. Dist. 07									
	1	388	203	101	24	29	13	1	2
	2	240	140	48	8	8	8	3	3
	3	222	133	46	10	15	8	1	1
Leg. Dist. 07		850	476	195	42	52	29	5	6
Leg. Dist. 21									
	1	280	167	47	15	13	17	5	7
	2	216	140	40	9	9	2	2	1
	3	137	98	17	3	8	1	1	3
	4	146	115	15	2	4	3	0	2
	5/16	306	174	58	15	19	16	6	3
	6	236	167	30	9	2	10	8	0
	7	370	253	57	15	14	14	4	2
	8	101	75	9	3	3	4	3	1
	9	244	157	41	10	9	9	4	1
	10	343	243	50	18	11	10	3	1
	11	170	139	16	2	3	2	0	4
	12	299	204	35	12	11	13	7	3
	13	138	91	5	6	6	15	10	1
	14	344	227	39	12	21	13	9	3

GOVERNOR AND LIEUTENANT GOVERNOR
PART 1 OF 2
DETAIL

LEGISLATIVE DISTRICT OR TOWN	ELECTION DISTRICT	TOTAL VOTERS	ANDREW M. CUOMO AND ROBERT J. DUFFY	CARL P. PALADINO AND GREGORY J. EDWARDS	ANDREW M. CUOMO AND ROBERT J. DUFFY	CARL P. PALADINO AND GREGORY J. EDWARDS	ANDREW M. CUOMO AND ROBERT J. DUFFY	HOWIE HAWKINS AND GLORIA MATTERA	JIMMY MCMILLAN
			DEM	REP	IND	CON	WOR	GRN	RTH
Leg. Dist. 21									
	15	247	181	31	10	11	6	1	4
	17/28	202	136	30	4	3	5	8	4
	18	136	108	13	1	5	1	3	2
	19	68	52	3	0	3	2	2	2
	20	127	74	22	4	9	9	1	1
	21	201	163	14	5	6	4	3	0
	22	176	131	17	1	10	4	1	3
	23	135	110	13	4	4	4	0	0
	24	295	193	35	18	12	14	4	4
	25	172	150	9	2	2	1	1	3
	26	155	137	4	3	1	2	3	1
	27	108	85	8	3	1	5	1	1
	29	59	51	5	1	1	0	0	0
	30	8	5	0	0	1	1	0	0
	31/34	90	72	9	1	2	3	0	0
	32	10	7	2	0	0	1	0	0
	33	104	77	12	4	6	1	0	1
Leg. Dist. 21		5,623	3,982	686	192	210	192	90	58
Leg. Dist. 22									
	1	133	105	16	2	2	4	2	1
	2	62	54	0	2	1	1	0	1
	3	132	116	5	3	0	2	0	0
	4	57	48	1	2	1	1	0	2
	5	120	101	5	0	1	1	1	4
	6	124	109	3	2	0	2	0	2
	7	75	67	1	0	1	0	0	2
	8	142	107	16	2	7	3	1	1
	9	105	94	5	3	0	3	0	0

GOVERNOR AND LIEUTENANT GOVERNOR
PART 1 OF 2
DETAIL

LEGISLATIVE DISTRICT OR TOWN	ELECTION DISTRICT	TOTAL VOTERS	ANDREW M. CUOMO AND ROBERT J. DUFFY	CARL P. PALADINO AND GREGORY J. EDWARDS	ANDREW M. CUOMO AND ROBERT J. DUFFY	CARL P. PALADINO AND GREGORY J. EDWARDS	ANDREW M. CUOMO AND ROBERT J. DUFFY	HOWIE HAWKINS AND GLORIA MATTERA	JIMMY MCMILLAN
			DEM	REP	IND	CON	WOR	GRN	RTH
Leg. Dist. 22									
	10	97	87	0	1	0	1	0	4
	11	116	99	4	3	2	0	0	3
	12	88	80	2	2	1	0	0	1
	13	54	47	2	0	0	0	0	2
	14	138	114	9	2	2	2	1	4
	15	130	121	2	2	1	2	0	2
	16	50	40	5	0	0	1	0	1
	17	64	49	7	1	2	2	0	2
	18	79	69	2	1	0	0	0	0
	19	91	82	1	1	3	1	0	1
	20	122	104	6	4	0	2	1	1
	21	89	80	2	0	2	1	0	0
	22	142	126	4	3	3	2	1	0
	23	103	96	1	2	1	2	0	0
	24	75	59	5	4	2	1	1	0
Leg. Dist. 22		2,388	2,054	104	42	32	34	8	34
Leg. Dist. 23									
	1	127	78	22	4	3	8	4	1
	2	285	189	31	9	7	10	20	5
	3	156	94	17	7	4	7	10	3
	4	360	237	55	11	17	13	8	3
	5	217	135	34	10	6	10	8	2
	6	148	98	21	7	6	2	4	2
	7	238	148	27	10	8	17	13	1
	8	232	153	28	10	6	16	5	2
	9	159	109	22	7	3	10	1	2
	10	211	137	19	14	9	10	3	3
	11	247	161	28	10	6	18	10	1

GOVERNOR AND LIEUTENANT GOVERNOR
PART 1 OF 2
DETAIL

LEGISLATIVE DISTRICT OR TOWN	ELECTION DISTRICT	TOTAL VOTERS	ANDREW M. CUOMO AND ROBERT J. DUFFY	CARL P. PALADINO AND GREGORY J. EDWARDS	ANDREW M. CUOMO AND ROBERT J. DUFFY	CARL P. PALADINO AND GREGORY J. EDWARDS	ANDREW M. CUOMO AND ROBERT J. DUFFY	HOWIE HAWKINS AND GLORIA MATTERA	JIMMY MCMILLAN
			DEM	REP	IND	CON	WOR	GRN	RTH
Leg. Dist. 23									
	12	323	215	43	15	11	9	6	4
	13	187	118	27	6	7	8	8	0
	14	201	119	29	14	9	10	6	0
	15	147	95	15	8	6	3	3	3
	16	201	135	20	13	5	8	7	3
	17	315	207	41	24	12	15	3	1
	18	323	197	50	25	18	10	10	3
	19	249	163	45	9	8	11	2	0
	20	311	204	37	8	11	16	13	3
	21	266	158	51	10	12	17	7	0
	22	211	139	24	5	7	17	3	1
	23	121	80	20	4	2	3	5	1
	24	274	199	41	10	5	7	2	5
	25	394	274	42	17	15	20	8	1
	26	439	303	50	22	15	8	10	4
	27	213	121	33	15	17	4	4	2
Leg. Dist. 23		6,555	4,266	872	304	235	287	183	56
Leg. Dist. 24									
	1	342	216	32	11	10	44	10	4
	2	278	173	26	13	7	24	26	2
	3	270	187	24	13	7	24	6	1
	4	287	193	20	15	7	13	15	4
	5	271	179	31	18	11	9	5	1
	6	187	122	23	11	6	10	8	4
	7	167	117	29	2	6	4	1	2
	8	242	153	36	10	9	12	5	1
	9	189	123	28	4	12	2	6	2
	10	283	184	17	15	4	29	22	3

GOVERNOR AND LIEUTENANT GOVERNOR
PART 1 OF 2
DETAIL

LEGISLATIVE DISTRICT OR TOWN	ELECTION DISTRICT	TOTAL VOTERS	ANDREW M. CUOMO AND ROBERT J. DUFFY	CARL P. PALADINO AND GREGORY J. EDWARDS	ANDREW M. CUOMO AND ROBERT J. DUFFY	CARL P. PALADINO AND GREGORY J. EDWARDS	ANDREW M. CUOMO AND ROBERT J. DUFFY	HOWIE HAWKINS AND GLORIA MATTERA	JIMMY MCMILLAN
			DEM	REP	IND	CON	WOR	GRN	RTH
Leg. Dist. 24									
	11	112	81	21	1	2	2	0	3
	12	72	60	8	1	1	2	0	0
	13	253	170	22	5	7	25	10	6
	14	277	183	28	14	4	15	13	4
	15	339	229	40	20	7	12	12	2
	16	239	146	34	11	4	18	6	1
	17	103	79	8	7	3	1	0	0
Leg. Dist. 24		3,911	2,595	427	171	107	246	145	40
Leg. Dist. 25									
	1	253	176	25	15	8	10	5	2
	2	184	158	4	2	0	3	5	3
	3	269	234	4	8	2	5	2	0
	4	32	26	1	1	1	1	1	0
	5	213	184	6	2	2	10	2	1
	6	204	150	10	11	3	13	4	5
	7	197	181	1	3	0	5	2	3
	8	225	203	4	4	1	7	0	2
	9	136	121	2	2	2	1	0	4
	10	171	151	6	3	3	2	1	2
	11	135	125	0	1	0	6	1	1
	12	298	191	29	13	9	20	20	3
	13	186	164	1	5	0	4	4	4
	14/24	314	221	35	13	2	17	11	2
	15	134	123	2	1	1	2	0	0
	16	28	14	2	2	0	4	1	1
	17	100	88	2	2	0	3	0	1
	18	280	202	34	5	5	6	8	4
	19/21	98	71	16	2	2	2	3	0

GOVERNOR AND LIEUTENANT GOVERNOR
PART 1 OF 2
DETAIL

LEGISLATIVE DISTRICT OR TOWN	ELECTION DISTRICT	TOTAL VOTERS	ANDREW M. CUOMO AND ROBERT J. DUFFY	CARL P. PALADINO AND GREGORY J. EDWARDS	ANDREW M. CUOMO AND ROBERT J. DUFFY	CARL P. PALADINO AND GREGORY J. EDWARDS	ANDREW M. CUOMO AND ROBERT J. DUFFY	HOWIE HAWKINS AND GLORIA MATTERA	JIMMY MCMILLAN
			DEM	REP	IND	CON	WOR	GRN	RTH
Leg. Dist. 25									
	20/25	281	217	27	10	8	1	2	1
	22	156	120	10	5	2	7	5	2
	23	36	31	3	0	0	0	1	0
Leg. Dist. 25		3,930	3,151	224	110	51	129	78	41
Leg. Dist. 26									
	1/13	161	113	23	4	7	8	2	0
	2	79	53	13	0	2	6	1	1
	3	153	81	33	6	15	2	4	4
	4	224	131	51	7	15	5	1	1
	5	165	94	33	10	13	2	4	1
	7	185	130	27	10	11	1	0	1
	8	203	145	32	6	3	4	2	1
	9	235	132	47	7	17	8	6	2
	10	197	140	29	9	5	5	1	1
	11	217	129	52	12	8	9	1	1
	12	295	203	43	5	14	13	1	3
	14	184	115	34	8	7	3	5	0
	15	208	140	36	6	11	2	0	1
	16	251	175	39	7	9	5	3	4
	17	3	0	2	0	1	0	0	0
Leg. Dist. 26		2,760	1,781	494	97	138	73	31	21
Leg. Dist. 27									
	1	283	218	22	6	11	9	0	8
	2	282	208	27	9	14	6	5	3
	3	235	169	23	9	10	12	6	1
	4	296	225	22	7	10	7	8	4
	5	281	226	21	4	2	13	4	3

GOVERNOR AND LIEUTENANT GOVERNOR
PART 1 OF 2
DETAIL

LEGISLATIVE DISTRICT OR TOWN	ELECTION DISTRICT	TOTAL VOTERS	ANDREW M. CUOMO AND ROBERT J. DUFFY	CARL P. PALADINO AND GREGORY J. EDWARDS	ANDREW M. CUOMO AND ROBERT J. DUFFY	CARL P. PALADINO AND GREGORY J. EDWARDS	ANDREW M. CUOMO AND ROBERT J. DUFFY	HOWIE HAWKINS AND GLORIA MATTERA	JIMMY MCMILLAN
			DEM	REP	IND	CON	WOR	GRN	RTH
Leg. Dist. 27									
	6	220	176	13	6	4	4	0	1
	7	264	188	29	8	5	11	6	6
	8	219	187	17	5	0	8	0	1
	9	285	236	11	3	1	15	7	4
	10	244	182	21	10	7	4	10	2
	11	264	214	28	2	7	3	3	3
	12	217	166	15	9	2	5	0	2
	13	220	202	3	2	1	5	0	1
	14	190	168	9	1	2	1	0	3
	15	209	176	14	1	4	4	2	3
	16	269	227	12	5	1	9	2	7
	17	121	99	12	2	3	2	0	2
	18	174	148	9	4	2	4	1	0
	19	242	207	10	8	1	7	4	3
	20	131	119	4	0	0	3	1	1
	21	125	114	2	2	3	1	0	1
	22	298	265	13	5	0	6	1	2
	23	145	125	5	2	1	3	2	2
	27	205	151	29	4	7	5	3	1
	28	155	124	16	4	1	2	0	2
Leg. Dist. 27		5,574	4,520	387	118	99	149	65	66
Leg. Dist. 28									
	1	165	121	23	5	8	3	1	0
	2	170	106	36	6	6	4	3	1
	3	92	82	5	1	1	0	0	0
	4	213	161	27	9	2	1	3	1
	5	123	77	32	3	5	2	0	0
	6	142	95	26	1	7	4	5	1

GOVERNOR AND LIEUTENANT GOVERNOR
PART 1 OF 2
DETAIL

LEGISLATIVE DISTRICT OR TOWN	ELECTION DISTRICT	TOTAL VOTERS	ANDREW M. CUOMO AND ROBERT J. DUFFY	CARL P. PALADINO AND GREGORY J. EDWARDS	ANDREW M. CUOMO AND ROBERT J. DUFFY	CARL P. PALADINO AND GREGORY J. EDWARDS	ANDREW M. CUOMO AND ROBERT J. DUFFY	HOWIE HAWKINS AND GLORIA MATTERA	JIMMY MCMILLAN
			DEM	REP	IND	CON	WOR	GRN	RTH
Leg. Dist. 28									
	7	263	195	40	4	10	4	0	2
	8	190	162	14	2	3	3	2	0
	9	108	76	10	7	6	3	0	1
	10	91	44	16	5	11	3	5	0
	11	164	115	21	2	8	6	2	1
	12	85	64	11	4	1	1	0	0
	13/25	132	96	17	4	7	2	0	1
	14	143	97	20	4	5	1	3	6
	15	69	45	10	1	2	2	1	2
	16	151	114	22	4	2	4	1	1
	17	59	45	6	1	6	0	0	0
	18/19	210	144	35	10	4	5	0	4
	21	164	98	28	11	9	9	3	1
	22	73	55	8	0	1	1	1	3
	23	200	155	18	4	8	7	0	2
	24	29	23	4	1	0	1	0	0
Leg. Dist. 28		3,036	2,170	429	89	112	66	30	27
Leg. Dist. 29									
	1	28	22	4	0	0	0	0	1
	2	53	42	3	1	0	3	0	0
	3	148	127	7	2	4	1	0	1
	4	212	148	30	7	7	7	4	0
	5	189	143	25	4	6	3	1	2
	6	150	103	27	5	7	0	2	2
	7	18	17	0	0	0	0	0	1
	8	191	155	23	4	2	0	0	3
	9	169	132	21	4	3	3	0	0
	10	166	131	17	1	5	2	0	0

GOVERNOR AND LIEUTENANT GOVERNOR
PART 1 OF 2
DETAIL

LEGISLATIVE DISTRICT OR TOWN	ELECTION DISTRICT	TOTAL VOTERS	ANDREW M. CUOMO AND ROBERT J. DUFFY	CARL P. PALADINO AND GREGORY J. EDWARDS	ANDREW M. CUOMO AND ROBERT J. DUFFY	CARL P. PALADINO AND GREGORY J. EDWARDS	ANDREW M. CUOMO AND ROBERT J. DUFFY	HOWIE HAWKINS AND GLORIA MATTERA	JIMMY MCMILLAN
			DEM	REP	IND	CON	WOR	GRN	RTH
Leg. Dist. 29	11	148	116	21	1	5	0	0	0
	12	165	133	10	5	5	3	1	2
	13	127	111	7	2	3	3	0	1
	14	176	139	12	3	6	9	0	1
	15	129	106	9	2	2	4	1	2
	16	80	69	6	0	2	0	2	0
	17	2	2	0	0	0	0	0	0
	18	227	134	41	8	16	6	8	5
	19	159	125	17	2	3	5	0	2
	20	219	183	15	4	0	4	2	5
	21	239	166	29	12	8	11	2	2
	22	128	115	4	3	0	1	0	0
	23	169	143	13	1	1	0	1	0
	24	212	170	21	8	5	3	0	1
	25	221	176	30	5	4	2	0	0
	26	112	96	8	0	2	1	0	0
	27	75	61	9	0	2	0	1	1
Leg. Dist. 29		<u>3,912</u>	<u>3,065</u>	<u>409</u>	<u>84</u>	<u>98</u>	<u>71</u>	<u>25</u>	<u>32</u>
CITY		40,105	28,902	4,604	1,323	1,248	1,311	685	396
Brighton	1	376	227	61	16	15	16	14	2
	2	257	142	67	10	12	4	10	3
	3	287	174	56	6	12	13	1	0
	4	316	208	45	21	6	16	6	3
	5	340	228	54	14	9	16	0	4
	6	444	272	95	19	17	12	5	3
	7	238	146	41	11	14	8	8	0

GOVERNOR AND LIEUTENANT GOVERNOR
PART 1 OF 2
DETAIL

LEGISLATIVE DISTRICT OR TOWN	ELECTION DISTRICT	TOTAL VOTERS	ANDREW M. CUOMO AND ROBERT J. DUFFY	CARL P. PALADINO AND GREGORY J. EDWARDS	ANDREW M. CUOMO AND ROBERT J. DUFFY	CARL P. PALADINO AND GREGORY J. EDWARDS	ANDREW M. CUOMO AND ROBERT J. DUFFY	HOWIE HAWKINS AND GLORIA MATTERA	JIMMY MCMILLAN
			DEM	REP	IND	CON	WOR	GRN	RTH
Brighton									
	8	356	196	95	25	17	2	5	2
	9	335	204	61	14	22	14	3	3
	10	375	243	71	9	17	5	6	2
	11	399	221	83	21	26	14	3	5
	12	447	293	68	16	15	13	12	6
	13	269	155	55	22	14	5	7	0
	14	196	132	31	7	2	8	4	2
	15	277	165	51	14	19	12	6	1
	16	236	108	90	12	16	0	0	2
	17	134	116	11	3	1	1	0	0
	18	320	225	45	17	7	10	5	1
	19	220	152	26	7	14	6	3	1
	20	218	142	44	6	8	5	2	1
	21	274	169	44	13	11	17	5	7
	22	345	215	79	14	11	5	3	2
	23	277	168	60	12	14	11	2	3
	24	385	245	86	18	11	7	1	2
	25	266	163	41	14	9	9	5	1
	26	247	135	55	10	15	6	6	2
	27	270	169	44	10	9	12	4	2
	28	396	249	90	14	17	10	2	1
	29	275	155	77	15	7	2	4	1
	30	507	348	85	18	12	10	4	1
	31	283	203	40	17	3	9	2	1
	32	374	241	71	14	11	10	5	0
	33	365	228	70	15	17	9	8	0
	34	311	177	61	14	22	7	10	2
	35	282	200	43	9	7	8	3	1

GOVERNOR AND LIEUTENANT GOVERNOR
PART 1 OF 2
DETAIL

LEGISLATIVE DISTRICT OR TOWN	ELECTION DISTRICT	TOTAL VOTERS	ANDREW M. CUOMO AND ROBERT J. DUFFY	CARL P. PALADINO AND GREGORY J. EDWARDS	ANDREW M. CUOMO AND ROBERT J. DUFFY	CARL P. PALADINO AND GREGORY J. EDWARDS	ANDREW M. CUOMO AND ROBERT J. DUFFY	HOWIE HAWKINS AND GLORIA MATTERA	JIMMY MCMILLAN
			DEM	REP	IND	CON	WOR	GRN	RTH
Brighton	36	163	100	27	8	6	3	3	4
	37	326	241	38	10	7	9	6	4
	38	352	223	78	12	11	10	3	6
	39	273	154	52	15	19	7	6	6
	40	482	325	83	24	9	13	6	4
	41	315	217	61	11	4	5	5	1
	42	103	61	25	4	7	4	2	0
	43	289	174	68	12	12	4	1	1
	44	106	68	24	4	4	4	0	0
	45	181	107	41	10	5	4	1	1
	46	171	122	23	8	6	3	0	0
Brighton		13,658	8,606	2,616	595	529	378	197	94
Chili	1	262	136	79	12	16	5	0	3
	2	395	133	154	13	48	9	3	5
	3	412	191	139	9	31	10	12	2
	4	231	97	85	6	27	1	0	3
	5	295	146	88	13	26	6	1	3
	6	324	154	102	13	29	7	5	1
	7	160	86	40	16	6	4	0	1
	8	317	134	96	17	36	8	1	2
	9	307	157	78	19	21	9	4	2
	10	229	79	86	9	36	4	0	4
	11	273	130	86	15	24	8	1	1
	12	323	158	104	19	24	3	1	2
	13	450	202	157	17	37	10	2	3
	14	338	137	122	25	34	5	3	4
	15	292	135	82	15	34	4	0	2

GOVERNOR AND LIEUTENANT GOVERNOR
PART 1 OF 2
DETAIL

LEGISLATIVE DISTRICT OR TOWN	ELECTION DISTRICT	TOTAL VOTERS	ANDREW M. CUOMO AND ROBERT J. DUFFY	CARL P. PALADINO AND GREGORY J. EDWARDS	ANDREW M. CUOMO AND ROBERT J. DUFFY	CARL P. PALADINO AND GREGORY J. EDWARDS	ANDREW M. CUOMO AND ROBERT J. DUFFY	HOWIE HAWKINS AND GLORIA MATTERA	JIMMY MCMILLAN
			DEM	REP	IND	CON	WOR	GRN	RTH
Chili									
	16	429	205	132	14	46	9	6	1
	17	728	350	236	30	71	10	6	2
	18	322	152	92	19	27	12	2	3
	19	322	173	99	13	17	5	1	3
	20	444	243	114	18	40	5	3	0
	21	234	126	66	10	16	5	1	0
	22	238	148	43	5	19	12	1	1
	23	259	124	88	10	24	4	1	1
	24	703	317	229	36	58	14	6	6
	25	228	145	43	11	14	5	2	0
	26	397	172	124	24	47	5	6	3
	27	310	148	78	21	32	5	3	3
	28	261	141	62	13	23	4	1	5
	29	228	102	67	18	19	6	0	1
	30	153	64	41	13	19	2	2	1
	31	14	7	4	1	1	0	0	0
	32	266	113	98	12	24	7	4	1
	33	305	157	95	11	22	5	2	2
Chili		10,449	4,962	3,209	497	948	208	80	71
Clarkson									
	1	396	144	155	23	40	10	7	2
	2	293	120	112	9	33	6	1	2
	3	364	160	118	27	33	6	4	1
	4	477	182	193	14	50	1	8	3
	5	306	121	95	19	41	7	5	4
	6	264	104	85	20	28	4	5	0
Clarkson		2,100	831	758	112	225	34	30	12

GOVERNOR AND LIEUTENANT GOVERNOR
PART 1 OF 2
DETAIL

LEGISLATIVE DISTRICT OR TOWN	ELECTION DISTRICT	TOTAL VOTERS	ANDREW M. CUOMO AND ROBERT J. DUFFY	CARL P. PALADINO AND GREGORY J. EDWARDS	ANDREW M. CUOMO AND ROBERT J. DUFFY	CARL P. PALADINO AND GREGORY J. EDWARDS	ANDREW M. CUOMO AND ROBERT J. DUFFY	HOWIE HAWKINS AND GLORIA MATTERA	JIMMY MCMILLAN
			DEM	REP	IND	CON	WOR	GRN	RTH
East Rochester									
	1	347	207	81	17	15	3	5	4
	2	274	151	70	13	12	6	5	4
	3	320	180	79	25	17	8	3	0
	4	263	145	71	14	14	6	1	4
	5	241	123	70	11	12	10	4	3
	6	281	150	79	9	13	5	4	0
	7	266	123	80	18	20	7	2	3
East Rochester		1,992	1,079	530	107	103	45	24	18
Gates									
	1	197	104	53	8	19	4	0	0
	2	257	162	55	16	12	3	0	2
	3	222	131	49	11	14	3	2	1
	4	269	150	80	8	21	4	2	0
	5	357	204	94	16	18	7	5	1
	6	267	155	68	9	13	9	1	2
	7	476	225	138	25	38	16	7	2
	8	212	117	57	5	11	6	1	1
	9	304	179	79	15	13	6	1	1
	10	168	100	41	2	12	3	0	3
	11	214	122	44	8	18	3	3	4
	12	187	104	54	7	10	4	0	1
	13	266	158	66	12	14	6	0	1
	14	218	132	53	9	7	3	0	1
	15	401	254	93	16	29	0	0	2
	16	218	130	60	4	15	4	1	1
	17	256	153	51	9	17	5	3	1
	18	307	143	102	18	26	8	2	2
	19	269	124	86	16	24	3	1	2

GOVERNOR AND LIEUTENANT GOVERNOR
PART 1 OF 2
DETAIL

LEGISLATIVE DISTRICT OR TOWN	ELECTION DISTRICT	TOTAL VOTERS	ANDREW M. CUOMO AND ROBERT J. DUFFY	CARL P. PALADINO AND GREGORY J. EDWARDS	ANDREW M. CUOMO AND ROBERT J. DUFFY	CARL P. PALADINO AND GREGORY J. EDWARDS	ANDREW M. CUOMO AND ROBERT J. DUFFY	HOWIE HAWKINS AND GLORIA MATTERA	JIMMY MCMILLAN
			DEM	REP	IND	CON	WOR	GRN	RTH
Gates	20	259	151	62	12	14	4	1	2
	21	254	148	66	10	18	6	0	0
	22	230	111	75	11	18	3	3	1
	23	263	128	85	12	20	4	7	3
	24	276	165	69	13	15	6	0	2
	25	230	118	72	10	19	3	1	1
	26	319	175	91	18	19	6	1	2
	27	313	199	70	4	24	5	4	3
	28	207	117	61	6	7	5	3	2
	29	246	130	65	14	19	5	3	3
	30	183	120	30	9	10	6	1	1
	31	209	105	59	8	16	5	1	0
	32	320	161	95	15	20	6	1	6
	33	124	79	23	5	6	4	1	1
	34	245	132	57	17	23	4	1	1
	35	183	106	45	6	13	4	2	1
Gates		8,926	4,992	2,348	384	592	173	59	57
Greece	1	273	112	96	12	25	7	5	2
	2	322	115	121	19	35	9	2	4
	3	261	124	90	8	21	6	2	2
	4	241	124	67	11	25	4	2	2
	5	222	133	38	15	16	8	2	1
	6	197	84	59	11	27	5	1	3
	7	282	147	74	17	27	5	4	1
	8	255	124	70	21	22	4	1	2
	9	228	120	62	14	15	4	2	1
	10	229	108	63	13	16	14	1	2

GOVERNOR AND LIEUTENANT GOVERNOR
PART 1 OF 2
DETAIL

LEGISLATIVE DISTRICT OR TOWN	ELECTION DISTRICT	TOTAL VOTERS	ANDREW M. CUOMO AND ROBERT J. DUFFY	CARL P. PALADINO AND GREGORY J. EDWARDS	ANDREW M. CUOMO AND ROBERT J. DUFFY	CARL P. PALADINO AND GREGORY J. EDWARDS	ANDREW M. CUOMO AND ROBERT J. DUFFY	HOWIE HAWKINS AND GLORIA MATTERA	JIMMY MCMILLAN
			DEM	REP	IND	CON	WOR	GRN	RTH
Greece									
	11	119	73	22	4	12	2	2	1
	12	150	82	26	12	14	7	2	2
	13	241	136	55	11	28	4	0	2
	14	218	105	72	9	14	3	2	2
	15	245	128	66	14	21	3	0	1
	16	190	77	59	18	18	4	4	1
	17	360	151	133	19	30	6	4	1
	18	324	153	103	17	24	5	2	1
	19	228	117	56	11	18	7	3	3
	20	236	117	49	8	31	9	4	3
	21	231	110	62	18	21	2	2	0
	22	212	112	70	8	10	3	0	1
	23	424	248	99	22	29	6	4	3
	24	415	189	141	27	41	2	4	0
	25	268	129	67	19	20	12	4	4
	26	250	137	65	10	20	6	1	3
	27	358	176	124	9	28	6	0	2
	28	342	154	97	16	35	14	2	4
	29	318	175	75	15	30	9	0	0
	30	207	118	52	8	18	3	2	0
	31	232	121	52	9	26	4	3	0
	32	265	156	54	16	21	9	1	0
	33	345	156	110	15	34	7	1	2
	34	310	127	102	16	37	7	4	3
	35	317	150	94	13	37	7	4	1
	36	355	202	97	13	20	8	0	2
	37	209	100	57	14	28	2	2	0
	38	340	157	107	17	33	7	2	0

GOVERNOR AND LIEUTENANT GOVERNOR
PART 1 OF 2
DETAIL

LEGISLATIVE DISTRICT OR TOWN	ELECTION DISTRICT	TOTAL VOTERS	ANDREW M. CUOMO AND ROBERT J. DUFFY	CARL P. PALADINO AND GREGORY J. EDWARDS	ANDREW M. CUOMO AND ROBERT J. DUFFY	CARL P. PALADINO AND GREGORY J. EDWARDS	ANDREW M. CUOMO AND ROBERT J. DUFFY	HOWIE HAWKINS AND GLORIA MATTERA	JIMMY MCMILLAN
			DEM	REP	IND	CON	WOR	GRN	RTH
Greece									
	39	192	82	67	8	16	4	1	2
	40	223	127	55	10	15	3	4	1
	41	282	154	75	12	22	7	2	3
	42	263	156	60	17	11	8	4	1
	43	266	99	84	14	41	6	3	0
	44	414	176	160	22	29	6	4	3
	45	405	164	162	18	32	2	7	2
	46	171	86	43	11	16	8	0	2
	47	297	154	72	15	33	11	1	1
	48	223	121	57	11	19	4	2	1
	49	240	125	71	8	22	2	0	2
	50	291	144	72	15	36	4	4	3
	51	191	101	59	5	10	1	4	1
	52	355	167	111	18	41	9	1	1
	53	235	147	55	10	14	2	0	2
	54	337	151	94	24	38	8	1	4
	55	245	125	60	16	20	4	2	0
	56	359	176	106	14	39	9	3	4
	57	299	152	85	19	27	3	0	2
	58	374	180	125	20	25	4	5	2
	59	171	112	35	4	9	2	0	0
	60	228	113	61	8	17	9	2	2
	61	291	159	65	13	30	5	1	3
	62	326	185	75	23	24	9	1	2
	63	317	165	73	14	36	8	5	1
	64	235	119	71	7	17	2	1	2
	65	256	163	60	10	8	3	1	0
	66	167	96	33	9	13	6	0	2

GOVERNOR AND LIEUTENANT GOVERNOR
PART 1 OF 2
DETAIL

LEGISLATIVE DISTRICT OR TOWN	ELECTION DISTRICT	TOTAL VOTERS	ANDREW M. CUOMO AND ROBERT J. DUFFY	CARL P. PALADINO AND GREGORY J. EDWARDS	ANDREW M. CUOMO AND ROBERT J. DUFFY	CARL P. PALADINO AND GREGORY J. EDWARDS	ANDREW M. CUOMO AND ROBERT J. DUFFY	HOWIE HAWKINS AND GLORIA MATTERA	JIMMY MCMILLAN
			DEM	REP	IND	CON	WOR	GRN	RTH
Greece									
	67	262	113	93	15	24	6	0	0
	68	359	172	98	21	46	2	4	2
	69	202	86	71	14	17	1	1	1
	70	605	268	203	40	48	11	7	3
	71	358	179	111	20	29	7	0	1
	72	356	153	128	15	36	5	1	2
	73	166	81	46	6	20	2	2	2
	74	251	154	46	14	16	7	2	0
	75	228	117	76	9	14	2	1	2
	76	238	98	98	11	22	2	1	1
	77	346	185	108	13	19	8	2	2
	78	206	106	60	12	12	5	1	3
	79	460	196	151	25	40	14	0	5
	80	392	186	138	17	32	5	3	1
	81	193	93	71	9	10	3	0	1
	82	235	137	59	9	9	4	2	3
	83	189	102	55	5	10	6	3	1
	84	347	173	98	17	33	6	2	3
	85	383	179	116	19	34	7	3	6
	86	436	215	129	21	45	4	1	3
	87	283	133	90	12	33	3	3	0
	88	287	134	88	17	22	4	1	3
	89	250	115	83	8	23	9	2	0
	90	323	151	106	13	37	6	1	0
	91	558	253	194	23	51	12	6	1
	92	417	229	109	22	35	5	4	0
	93	417	242	105	22	24	10	2	3
	94	294	135	84	15	26	8	5	1

GOVERNOR AND LIEUTENANT GOVERNOR
PART 1 OF 2
DETAIL

LEGISLATIVE DISTRICT OR TOWN	ELECTION DISTRICT	TOTAL VOTERS	ANDREW M. CUOMO AND ROBERT J. DUFFY	CARL P. PALADINO AND GREGORY J. EDWARDS	ANDREW M. CUOMO AND ROBERT J. DUFFY	CARL P. PALADINO AND GREGORY J. EDWARDS	ANDREW M. CUOMO AND ROBERT J. DUFFY	HOWIE HAWKINS AND GLORIA MATTERA	JIMMY MCMILLAN
			DEM	REP	IND	CON	WOR	GRN	RTH
Greece	95	213	126	57	7	10	1	1	2
	96	388	203	100	18	42	5	3	3
	97	551	240	198	32	52	6	0	0
	98	393	186	105	23	34	22	6	2
	99	336	134	118	19	40	10	1	3
	100	419	201	146	21	29	5	0	1
	101	222	101	62	12	22	2	1	4
	102	407	180	126	24	46	10	1	1
	103	355	151	115	17	41	5	3	4
	104	365	194	91	29	23	5	0	1
	105	235	113	72	10	19	9	1	1
	106	264	127	84	11	27	3	2	5
	107	211	82	89	7	20	5	2	0
	108	183	90	59	6	15	1	0	3
	109	377	196	104	22	31	5	2	2
Greece		31,832	15,655	9,392	1,606	2,805	637	223	193
Hamlin	1	270	121	78	23	25	3	3	2
	2	361	133	150	19	24	8	5	3
	3	236	72	90	16	32	3	3	2
	4	232	77	83	11	30	1	2	1
	5	253	94	97	14	28	5	4	1
	6	192	86	61	5	19	12	1	3
	7	422	161	178	10	40	9	3	2
	8	192	66	76	10	20	3	1	1
	9	194	78	75	12	17	4	1	0

GOVERNOR AND LIEUTENANT GOVERNOR
PART 1 OF 2
DETAIL

LEGISLATIVE DISTRICT OR TOWN	ELECTION DISTRICT	TOTAL VOTERS	ANDREW M. CUOMO AND ROBERT J. DUFFY	CARL P. PALADINO AND GREGORY J. EDWARDS	ANDREW M. CUOMO AND ROBERT J. DUFFY	CARL P. PALADINO AND GREGORY J. EDWARDS	ANDREW M. CUOMO AND ROBERT J. DUFFY	HOWIE HAWKINS AND GLORIA MATTERA	JIMMY MCMILLAN
			DEM	REP	IND	CON	WOR	GRN	RTH
Hamlin	10	360	130	136	14	38	10	3	1
	11	66	23	28	2	9	2	0	0
Hamlin		2,778	1,041	1,052	136	282	60	26	16
Henrietta	1	394	190	118	26	30	6	4	2
	2	256	122	61	21	29	7	2	1
	3	164	96	40	7	6	5	2	1
	4	338	219	66	13	20	6	4	0
	5	306	170	84	8	17	10	2	3
	6	298	149	90	15	20	8	2	0
	7	282	148	75	20	20	5	3	2
	8	310	163	88	17	13	8	1	0
	9	259	155	63	8	20	6	0	0
	10	292	149	84	21	17	5	8	0
	11	282	181	55	9	24	2	0	3
	12	290	139	93	15	26	4	3	1
	13	354	163	95	20	34	13	5	3
	14	241	135	66	7	14	4	1	4
	15	303	148	86	19	17	9	5	3
	16	209	116	51	7	12	8	4	0
	17	357	204	74	15	29	10	7	4
	18	343	199	84	21	17	5	3	2
	19	272	132	88	13	15	5	1	6
	20	391	166	131	27	28	12	5	5
	21	240	139	55	14	10	8	3	0
	22	449	265	106	29	21	6	0	5
	23	233	122	68	8	17	8	2	0
	24	332	187	80	15	20	10	5	0

GOVERNOR AND LIEUTENANT GOVERNOR
PART 1 OF 2
DETAIL

LEGISLATIVE DISTRICT OR TOWN	ELECTION DISTRICT	TOTAL VOTERS	ANDREW M. CUOMO AND ROBERT J. DUFFY	CARL P. PALADINO AND GREGORY J. EDWARDS	ANDREW M. CUOMO AND ROBERT J. DUFFY	CARL P. PALADINO AND GREGORY J. EDWARDS	ANDREW M. CUOMO AND ROBERT J. DUFFY	HOWIE HAWKINS AND GLORIA MATTERA	JIMMY MCMILLAN
			DEM	REP	IND	CON	WOR	GRN	RTH
Henrietta	25	305	136	89	19	30	6	4	0
	26	560	301	141	35	48	14	4	3
	27	478	227	155	25	42	8	3	0
	28	378	184	111	25	26	2	4	2
	29	592	311	165	24	41	12	4	5
	30	580	315	140	24	47	19	5	2
	31	181	110	32	17	12	0	0	1
	32	453	252	125	23	26	3	4	0
	33	239	110	85	15	14	5	2	2
	34	172	103	39	7	8	3	1	2
	35	378	202	99	22	26	9	1	3
Henrietta		11,511	6,108	3,082	611	796	251	104	65
Irondequoit	1	313	189	77	17	20	1	3	1
	2	211	118	59	7	15	4	2	1
	3	319	170	77	23	15	8	4	5
	4	281	137	76	23	26	7	2	2
	5	254	150	53	17	15	5	4	2
	6	481	275	117	27	19	13	6	4
	7	430	243	100	18	33	8	5	6
	8	299	148	96	11	15	7	3	1
	9	310	167	91	12	18	5	3	1
	10	340	169	106	15	21	10	6	3
	11	179	94	48	10	12	5	4	0
	12	239	130	53	13	13	12	2	1
	13	420	246	89	17	29	7	10	3
	14	391	208	95	16	27	16	10	1
	15	392	189	113	21	31	12	5	4

GOVERNOR AND LIEUTENANT GOVERNOR
PART 1 OF 2
DETAIL

LEGISLATIVE DISTRICT OR TOWN	ELECTION DISTRICT	TOTAL VOTERS	ANDREW M. CUOMO AND ROBERT J. DUFFY	CARL P. PALADINO AND GREGORY J. EDWARDS	ANDREW M. CUOMO AND ROBERT J. DUFFY	CARL P. PALADINO AND GREGORY J. EDWARDS	ANDREW M. CUOMO AND ROBERT J. DUFFY	HOWIE HAWKINS AND GLORIA MATTERA	JIMMY MCMILLAN
			DEM	REP	IND	CON	WOR	GRN	RTH
Irondequoit									
	16	372	213	93	14	21	8	1	6
	17	196	108	43	8	14	4	0	5
	18	302	166	74	13	15	9	6	5
	19	331	201	55	14	21	11	10	6
	20	281	141	83	18	11	5	3	2
	21	311	153	71	29	22	11	5	2
	22	350	200	80	11	29	8	1	0
	23	292	181	60	17	10	7	4	0
	24	270	135	61	18	28	11	5	2
	25	284	146	71	15	21	6	6	2
	26	213	144	46	6	8	2	0	0
	27	193	90	55	14	11	8	2	1
	28	234	121	75	11	13	5	1	0
	29	232	136	58	10	11	6	1	1
	30	277	140	83	18	15	7	5	0
	31	306	181	68	15	16	6	6	3
	32	291	148	81	13	20	7	7	2
	33	224	109	62	19	10	11	1	2
	34	445	191	170	23	30	6	5	6
	35	198	119	34	7	10	6	3	4
	36	154	99	36	3	4	0	2	1
	37	259	123	85	14	17	5	1	3
	38	183	126	32	3	4	3	0	1
	39	142	96	32	3	2	1	1	1
	40	191	92	65	8	8	10	1	2
	41	294	175	63	13	15	12	1	0
	42	325	144	98	18	27	9	9	3
	43	222	124	57	8	18	3	1	0

GOVERNOR AND LIEUTENANT GOVERNOR
PART 1 OF 2
DETAIL

LEGISLATIVE DISTRICT OR TOWN	ELECTION DISTRICT	TOTAL VOTERS	ANDREW M. CUOMO AND ROBERT J. DUFFY	CARL P. PALADINO AND GREGORY J. EDWARDS	ANDREW M. CUOMO AND ROBERT J. DUFFY	CARL P. PALADINO AND GREGORY J. EDWARDS	ANDREW M. CUOMO AND ROBERT J. DUFFY	HOWIE HAWKINS AND GLORIA MATTERA	JIMMY MCMILLAN
			DEM	REP	IND	CON	WOR	GRN	RTH
Irondequoit									
	44	556	294	158	30	31	8	6	2
	45	241	142	66	13	11	2	1	2
	46	298	160	79	10	27	7	5	3
	47	110	59	34	1	8	3	1	1
	48	297	162	75	10	27	5	1	1
	49	277	135	82	8	25	6	1	3
	50	189	104	50	11	2	7	2	2
	51	398	214	99	23	31	6	4	11
	52	323	197	71	20	9	8	6	2
	53	254	151	64	9	18	7	1	2
	54	95	67	17	4	5	0	1	0
	55	291	175	54	16	22	8	4	1
	56	263	152	68	13	16	5	4	0
	57	401	225	107	22	20	11	0	2
	58	327	183	91	14	23	5	1	1
	59	269	140	70	17	20	5	1	7
	60	303	160	71	19	26	3	4	2
	61	361	184	115	14	23	4	4	2
	62	323	152	91	22	30	9	2	4
	63	234	135	58	13	15	1	2	2
	64	169	103	36	6	14	1	1	5
	65	198	125	42	9	7	2	4	2
	66	135	97	23	4	3	1	0	0
	67	252	139	69	9	16	6	4	2
	68	260	150	68	7	17	4	3	1
	69	111	85	15	2	4	1	0	0

GOVERNOR AND LIEUTENANT GOVERNOR
PART 1 OF 2
DETAIL

LEGISLATIVE DISTRICT OR TOWN	ELECTION DISTRICT	TOTAL VOTERS	ANDREW M. CUOMO AND ROBERT J. DUFFY	CARL P. PALADINO AND GREGORY J. EDWARDS	ANDREW M. CUOMO AND ROBERT J. DUFFY	CARL P. PALADINO AND GREGORY J. EDWARDS	ANDREW M. CUOMO AND ROBERT J. DUFFY	HOWIE HAWKINS AND GLORIA MATTERA	JIMMY MCMILLAN
			DEM	REP	IND	CON	WOR	GRN	RTH
Irondequoit	70	95	45	23	7	6	3	4	0
	71/72	<u>92</u>	<u>54</u>	<u>23</u>	<u>6</u>	<u>0</u>	<u>3</u>	<u>2</u>	<u>0</u>
Irondequoit		19,353	10,624	4,960	949	1,196	438	226	155
Mendon	1	558	222	179	36	65	8	4	5
	2	420	219	96	28	37	8	5	3
	3	551	224	187	40	51	5	8	4
	4	405	198	109	33	31	10	5	0
	5	490	204	181	18	45	6	1	4
	6	460	198	147	23	48	8	2	3
	7	533	245	180	26	43	11	4	4
	8	196	99	56	11	16	0	5	2
	9	<u>402</u>	<u>171</u>	<u>131</u>	<u>29</u>	<u>34</u>	<u>8</u>	<u>2</u>	<u>5</u>
Mendon		4,015	1,780	1,266	244	370	64	36	30
Ogden	1	320	160	89	11	35	11	1	2
	2	363	151	107	20	49	9	3	5
	3	481	194	177	31	42	8	1	2
	4	313	134	94	13	46	6	0	1
	5	338	134	114	20	36	8	0	2
	6	408	184	141	14	40	6	3	2
	7	231	91	82	15	22	10	1	1
	8	329	128	141	13	25	7	2	3
	9	330	142	101	11	32	15	2	4
	10	316	126	114	18	38	5	2	2
	11	293	118	92	19	38	9	0	3
	12	388	158	132	24	41	13	4	1

GOVERNOR AND LIEUTENANT GOVERNOR
PART 1 OF 2
DETAIL

LEGISLATIVE DISTRICT OR TOWN	ELECTION DISTRICT	TOTAL VOTERS	ANDREW M. CUOMO AND ROBERT J. DUFFY	CARL P. PALADINO AND GREGORY J. EDWARDS	ANDREW M. CUOMO AND ROBERT J. DUFFY	CARL P. PALADINO AND GREGORY J. EDWARDS	ANDREW M. CUOMO AND ROBERT J. DUFFY	HOWIE HAWKINS AND GLORIA MATTERA	JIMMY MCMILLAN
			DEM	REP	IND	CON	WOR	GRN	RTH
Ogden	13	275	104	102	15	19	10	2	5
	14	304	118	108	23	35	9	0	1
	15	429	183	136	35	47	6	3	3
	16	237	75	116	9	29	2	0	0
	17	288	114	108	14	25	5	1	2
	18	378	160	122	15	51	12	1	3
	19	434	203	149	13	48	3	4	2
	20	404	152	141	24	63	6	2	0
Ogden		6,859	2,829	2,366	357	761	160	32	44
Parma	1	383	152	137	25	44	7	3	3
	2	440	193	136	27	47	8	3	3
	3	317	129	113	11	36	4	1	2
	4	350	113	136	15	45	8	4	6
	5	254	92	99	15	24	5	2	3
	6	162	60	55	10	17	3	1	0
	7	356	135	132	20	37	11	4	2
	8	504	227	172	21	42	11	5	3
	9	357	123	130	16	42	9	1	2
	10	366	125	146	21	45	12	1	3
	11	394	159	131	20	45	6	10	4
	12	368	170	121	15	40	6	1	3
	13	586	227	216	35	50	14	5	4
	14	274	109	82	15	36	11	1	2
	15	363	122	133	24	43	7	4	5
Parma		5,474	2,136	1,939	290	593	122	46	45

GOVERNOR AND LIEUTENANT GOVERNOR
PART 1 OF 2
DETAIL

LEGISLATIVE DISTRICT OR TOWN	ELECTION DISTRICT	TOTAL VOTERS	ANDREW M. CUOMO AND ROBERT J. DUFFY	CARL P. PALADINO AND GREGORY J. EDWARDS	ANDREW M. CUOMO AND ROBERT J. DUFFY	CARL P. PALADINO AND GREGORY J. EDWARDS	ANDREW M. CUOMO AND ROBERT J. DUFFY	HOWIE HAWKINS AND GLORIA MATTERA	JIMMY MCMILLAN
			DEM	REP	IND	CON	WOR	GRN	RTH
Penfield									
	1	136	74	29	10	14	2	0	2
	2	352	173	102	22	23	10	5	6
	3	265	105	89	17	33	5	4	2
	4	409	122	176	22	47	16	7	4
	5	374	204	103	12	21	13	5	1
	6	301	139	110	12	20	2	3	0
	7	363	168	114	21	29	9	5	2
	8	280	175	60	13	13	4	0	3
	9	454	257	91	35	36	8	6	3
	10	288	143	73	24	21	10	2	4
	11	234	99	82	20	13	6	3	0
	12	399	199	120	17	32	7	1	0
	13	406	219	104	19	32	7	3	4
	14	444	171	168	21	43	7	3	4
	15	488	227	161	39	28	5	4	5
	16	188	92	54	12	11	3	1	3
	17	372	189	104	24	23	9	2	0
	18	260	122	87	14	15	3	3	7
	19	506	236	167	32	38	9	2	5
	20	428	208	134	21	32	6	3	1
	21	418	233	96	24	30	11	6	1
	22	339	174	75	25	20	5	6	3
	23	495	263	135	33	35	8	2	4
	24	492	234	147	27	30	11	4	5
	25	320	147	107	13	30	2	4	2
	26	263	125	87	17	14	1	2	2
	27	415	217	102	29	35	9	1	4
	28	295	160	70	20	20	8	3	1

GOVERNOR AND LIEUTENANT GOVERNOR
PART 1 OF 2
DETAIL

LEGISLATIVE DISTRICT OR TOWN	ELECTION DISTRICT	TOTAL VOTERS	ANDREW M. CUOMO AND ROBERT J. DUFFY	CARL P. PALADINO AND GREGORY J. EDWARDS	ANDREW M. CUOMO AND ROBERT J. DUFFY	CARL P. PALADINO AND GREGORY J. EDWARDS	ANDREW M. CUOMO AND ROBERT J. DUFFY	HOWIE HAWKINS AND GLORIA MATTERA	JIMMY MCMILLAN
			DEM	REP	IND	CON	WOR	GRN	RTH
Penfield	29	422	226	101	27	27	14	4	1
	30	589	268	191	34	53	9	4	4
	31	212	119	52	17	7	5	1	0
	32	234	146	55	12	6	6	0	2
	33	340	170	92	17	30	5	5	6
	34	313	151	111	13	17	8	1	1
	35	422	220	118	28	25	1	5	6
	36	349	179	107	18	15	9	2	2
	37	612	299	206	33	33	2	3	5
	38	241	115	85	8	16	5	1	1
	39	260	119	76	12	27	9	0	0
	40	438	203	161	20	22	12	2	1
	41	353	157	136	19	20	5	0	1
	42	271	115	101	11	21	3	3	2
Penfield		15,040	7,362	4,539	864	1,057	289	121	110
Perinton	1	524	245	175	24	41	3	7	4
	2	481	245	144	26	27	7	3	3
	3	339	197	87	12	19	4	2	2
	4	343	193	79	20	18	6	4	4
	5	198	92	54	12	15	5	0	1
	6	330	171	74	29	23	6	6	3
	7	436	224	117	26	34	7	1	4
	8	377	180	120	18	33	5	2	4
	9	486	224	138	39	47	11	5	4
	10	419	203	117	30	25	9	4	4
	11	258	118	75	14	18	6	2	1
	12	357	194	106	18	18	8	3	0

GOVERNOR AND LIEUTENANT GOVERNOR
PART 1 OF 2
DETAIL

LEGISLATIVE DISTRICT OR TOWN	ELECTION DISTRICT	TOTAL VOTERS	ANDREW M. CUOMO AND ROBERT J. DUFFY	CARL P. PALADINO AND GREGORY J. EDWARDS	ANDREW M. CUOMO AND ROBERT J. DUFFY	CARL P. PALADINO AND GREGORY J. EDWARDS	ANDREW M. CUOMO AND ROBERT J. DUFFY	HOWIE HAWKINS AND GLORIA MATTERA	JIMMY MCMILLAN
			DEM	REP	IND	CON	WOR	GRN	RTH
Perinton									
	13	338	152	131	16	17	1	5	4
	14	388	183	120	21	30	8	6	3
	15	319	176	83	22	21	3	1	4
	16	311	169	85	16	21	3	0	1
	17	385	200	116	13	21	9	1	4
	18	352	170	89	23	39	5	7	3
	19	362	166	113	16	36	8	6	1
	20	357	185	107	18	26	4	4	1
	21	427	230	112	20	27	8	5	4
	22	270	128	86	16	17	6	3	5
	23	381	185	132	13	21	9	3	4
	24	617	325	202	25	25	8	3	3
	25	296	150	82	17	13	5	7	2
	26	419	194	125	29	32	9	5	6
	27	284	122	98	20	17	10	2	1
	28	331	149	109	15	38	6	3	6
	29	245	131	66	12	16	6	2	1
	30	363	178	103	24	34	5	6	3
	31	444	217	145	21	26	7	3	1
	32	310	180	73	17	17	3	4	4
	33	417	211	118	16	33	10	1	5
	34	426	199	133	23	26	3	2	4
	35	313	163	90	14	24	2	1	1
	36	204	92	70	14	14	7	1	2
	37	347	183	95	17	25	2	4	4
	38	396	211	105	18	23	12	3	3
	39	425	195	124	28	42	6	7	2
	40	281	126	87	19	21	4	5	0

GOVERNOR AND LIEUTENANT GOVERNOR
PART 1 OF 2
DETAIL

LEGISLATIVE DISTRICT OR TOWN	ELECTION DISTRICT	TOTAL VOTERS	ANDREW M. CUOMO AND ROBERT J. DUFFY	CARL P. PALADINO AND GREGORY J. EDWARDS	ANDREW M. CUOMO AND ROBERT J. DUFFY	CARL P. PALADINO AND GREGORY J. EDWARDS	ANDREW M. CUOMO AND ROBERT J. DUFFY	HOWIE HAWKINS AND GLORIA MATTERA	JIMMY MCMILLAN
			DEM	REP	IND	CON	WOR	GRN	RTH
Perinton	41	258	132	73	15	12	3	3	4
	42	311	170	90	13	12	6	2	3
	43	626	282	221	36	41	4	5	1
	44	352	165	113	20	20	8	5	3
	45	678	323	210	38	58	9	6	2
	46	218	111	59	13	19	6	3	2
	47	380	164	137	18	33	4	2	5
	48	304	160	84	22	23	1	5	2
	49	343	150	124	12	32	3	1	4
	50	115	82	12	6	2	3	1	2
	51	417	150	188	25	42	1	3	4
	52	327	146	124	9	27	3	2	3
	53	312	146	99	17	27	6	5	0
	54	644	299	224	32	47	10	5	5
	55	384	196	117	19	32	4	1	3
	56	464	191	184	16	43	8	2	1
Perinton		20,689	10,123	6,344	1,102	1,490	325	190	160
Pittsford	1	291	156	83	8	19	6	5	2
	2	319	169	71	23	24	8	4	4
	3	553	312	167	21	22	8	6	2
	4	424	213	130	25	28	7	3	2
	5	304	185	62	10	18	5	5	3
	6	251	172	42	6	13	7	0	0
	7	184	101	57	13	6	0	4	1
	8	408	161	158	17	33	3	3	1
	9	428	218	129	19	28	13	6	3
	10	448	213	163	19	22	6	4	2

GOVERNOR AND LIEUTENANT GOVERNOR
PART 1 OF 2
DETAIL

LEGISLATIVE DISTRICT OR TOWN	ELECTION DISTRICT	TOTAL VOTERS	ANDREW M. CUOMO AND ROBERT J. DUFFY	CARL P. PALADINO AND GREGORY J. EDWARDS	ANDREW M. CUOMO AND ROBERT J. DUFFY	CARL P. PALADINO AND GREGORY J. EDWARDS	ANDREW M. CUOMO AND ROBERT J. DUFFY	HOWIE HAWKINS AND GLORIA MATTERA	JIMMY MCMILLAN
			DEM	REP	IND	CON	WOR	GRN	RTH
Pittsford	11	302	150	91	16	19	10	2	0
	12	360	193	109	15	21	4	6	2
	13	266	135	73	14	24	4	0	0
	14	480	243	132	29	38	6	2	2
	15	247	123	84	12	11	8	1	3
	16	286	156	74	13	25	1	4	2
	17	496	287	121	24	30	5	7	5
	18	351	193	96	15	18	7	3	1
	19	234	102	75	15	23	6	3	0
	20	383	217	101	18	18	4	3	4
	21	377	222	91	18	20	5	1	5
	22	470	269	129	18	20	3	1	2
	23	360	180	118	20	28	4	0	2
	24	479	246	160	16	28	3	2	2
	25	498	285	152	16	17	2	4	5
	26	360	178	119	14	25	5	2	4
	27	335	177	89	15	26	6	3	0
	28	362	194	110	16	15	4	1	2
	29	359	172	113	24	22	5	4	3
	30	322	160	106	16	16	4	5	2
	31	445	224	133	18	37	6	4	3
	32	389	217	116	13	16	3	3	4
	33	491	208	186	27	37	5	1	6
	34	453	201	189	21	16	8	1	4
Pittsford		12,715	6,632	3,829	584	763	181	103	83
Riga	1	493	195	168	33	47	12	5	4
	2	401	152	149	20	41	10	1	4

GOVERNOR AND LIEUTENANT GOVERNOR
PART 1 OF 2
DETAIL

LEGISLATIVE DISTRICT OR TOWN	ELECTION DISTRICT	TOTAL VOTERS	ANDREW M. CUOMO AND ROBERT J. DUFFY	CARL P. PALADINO AND GREGORY J. EDWARDS	ANDREW M. CUOMO AND ROBERT J. DUFFY	CARL P. PALADINO AND GREGORY J. EDWARDS	ANDREW M. CUOMO AND ROBERT J. DUFFY	HOWIE HAWKINS AND GLORIA MATTERA	JIMMY MCMILLAN
			DEM	REP	IND	CON	WOR	GRN	RTH
Webster									
	1	389	205	104	26	31	5	2	1
	2	381	184	120	21	26	5	1	1
	3	406	208	129	18	26	8	2	1
	4	185	85	50	8	25	7	4	0
	5	371	205	104	13	24	8	1	2
	6	344	199	83	17	20	8	2	3
	7	392	203	116	23	27	3	0	3
	8	351	180	93	18	36	8	3	4
	9	492	200	173	30	49	7	6	4
	10	541	213	207	34	45	10	4	5
	11	354	138	132	21	35	4	7	3
	12	482	194	178	24	47	12	3	7
	13	355	136	132	16	29	10	11	2
	14	330	161	100	18	27	4	3	4
	15	268	119	80	18	18	7	2	3
	16	410	212	123	18	35	5	6	1
	17	362	141	122	23	46	7	1	2
	18	284	150	88	19	17	1	1	0
	19	556	244	194	35	50	10	3	2
	20	479	204	164	23	58	10	2	0
	21	417	187	135	19	42	7	4	2
	22	381	166	138	20	36	3	0	3
	23	340	169	95	21	26	6	1	2
	24	823	380	258	36	88	13	10	5
	25	280	160	67	13	18	5	3	1
	26	357	179	107	16	31	4	3	2
	27	273	123	85	10	22	6	2	4
	28	358	152	122	27	30	10	3	1

GOVERNOR AND LIEUTENANT GOVERNOR
PART 1 OF 2
DETAIL

LEGISLATIVE DISTRICT OR TOWN	ELECTION DISTRICT	TOTAL VOTERS	ANDREW M. CUOMO AND ROBERT J. DUFFY	CARL P. PALADINO AND GREGORY J. EDWARDS	ANDREW M. CUOMO AND ROBERT J. DUFFY	CARL P. PALADINO AND GREGORY J. EDWARDS	ANDREW M. CUOMO AND ROBERT J. DUFFY	HOWIE HAWKINS AND GLORIA MATTERA	JIMMY MCMILLAN
			DEM	REP	IND	CON	WOR	GRN	RTH
Webster									
	29	263	143	65	11	22	4	4	1
	30	240	132	58	13	17	6	1	0
	31	430	224	126	23	31	8	2	0
	32	448	194	158	16	52	8	4	1
	33	396	183	127	13	42	8	3	8
	34	210	103	71	14	11	2	2	0
	35	268	120	80	12	39	3	2	4
	36	329	147	109	13	41	5	1	1
	37	593	288	192	33	35	11	2	5
	38	471	270	107	20	35	12	3	3
	39	373	197	109	17	22	4	5	1
	40	554	300	159	26	39	7	5	1
	41	452	198	145	27	50	6	1	4
	42	348	137	122	21	37	8	5	4
	43	286	141	85	14	23	8	1	2
Webster		16,622	7,874	5,212	858	1,460	293	131	103
Wheatland									
	1	334	154	100	9	40	10	4	1
	2	340	144	117	21	28	4	5	5
	3	418	212	104	25	33	15	4	2
	4	317	152	97	20	32	0	2	0
	5	390	138	151	15	44	8	2	2
Wheatland		1,799	800	569	90	177	37	17	10
TOWNS		193,168	96,629	56,398	9,746	14,822	3,854	1,717	1,337
GRAND TOTAL:		233,273	125,531	61,002	11,069	16,070	5,165	2,402	1,733

GOVERNOR AND LIEUTENANT GOVERNOR
PART 2 OF 2
DETAIL

LEGISLATIVE DISTRICT OR TOWN	ELECTION DISTRICT	TOTAL VOTERS	WARREN REDLICH AND ALDEN LINK	CARL P. PALADINO AND GREGORY J. EDWARDS	CHARLES BARRON AND EVA M. DOYLE	KRISTIN M. DAVIS AND TANYA GENDELMAN	SCATTER	BLANK AND VOID
			LBT	TXP	FRE	APP		
Leg. Dist. 06								
	1	388	5	6	1	1	1	4
	2	175	1	5	0	1	0	7
	3	229	0	6	0	3	0	4
	4	274	4	3	0	1	0	2
	5	260	2	8	0	0	0	6
	6	240	2	4	1	3	1	2
Leg. Dist. 06		1,566	14	32	2	9	2	25
Leg. Dist. 07								
	1	388	2	4	0	1	0	8
	2	240	4	5	0	3	0	10
	3	222	1	3	0	0	0	4
Leg. Dist. 07		850	7	12	0	4	0	22
Leg. Dist. 21								
	1	280	3	3	0	1	0	2
	2	216	4	5	0	1	0	3
	3	137	1	2	0	0	0	3
	4	146	1	1	0	0	1	2
	5/16	306	6	3	0	1	1	4
	6	236	3	1	0	1	1	4
	7	370	1	3	1	1	1	4
	8	101	2	0	0	0	0	1
	9	244	3	2	0	3	0	5
	10	343	0	0	0	1	0	6
	11	170	0	1	0	0	0	3
	12	299	3	6	1	1	0	3
	13	138	0	0	1	1	1	1
	14	344	5	7	0	1	2	5

GOVERNOR AND LIEUTENANT GOVERNOR
PART 2 OF 2
DETAIL

LEGISLATIVE DISTRICT OR TOWN	ELECTION DISTRICT	TOTAL VOTERS	WARREN REDLICH AND ALDEN LINK	CARL P. PALADINO AND GREGORY J. EDWARDS	CHARLES BARRON AND EVA M. DOYLE	KRISTIN M. DAVIS AND TANYA GENDELMAN	SCATTER	BLANK AND VOID
			LBT	TXP	FRE	APP		
Leg. Dist. 21								
	15	247	1	1	0	0	0	1
	17/28	202	4	1	0	2	0	5
	18	136	1	0	0	0	0	2
	19	68	1	0	0	0	1	2
	20	127	5	1	0	0	0	1
	21	201	0	2	0	0	0	4
	22	176	0	4	0	1	1	3
	23	135	0	0	0	0	0	0
	24	295	8	2	1	2	0	2
	25	172	1	0	1	0	0	2
	26	155	0	2	0	0	0	2
	27	108	0	1	0	2	0	1
	29	59	0	0	0	0	0	1
	30	8	0	1	0	0	0	0
	31/34	90	0	1	1	1	0	0
	32	10	0	0	0	0	0	0
	33	104	1	0	0	1	0	1
Leg. Dist. 21		5,623	54	50	6	21	9	73
Leg. Dist. 22								
	1	133	0	0	0	0	0	1
	2	62	0	0	0	0	0	3
	3	132	2	0	0	0	1	3
	4	57	0	0	0	0	0	2
	5	120	0	0	1	0	0	6
	6	124	0	0	1	0	0	5
	7	75	0	0	0	0	0	4
	8	142	1	1	0	0	0	3
	9	105	0	0	0	0	0	0

GOVERNOR AND LIEUTENANT GOVERNOR
PART 2 OF 2
DETAIL

LEGISLATIVE DISTRICT OR TOWN	ELECTION DISTRICT	TOTAL VOTERS	WARREN REDLICH AND ALDEN LINK	CARL P. PALADINO AND GREGORY J. EDWARDS	CHARLES BARRON AND EVA M. DOYLE	KRISTIN M. DAVIS AND TANYA GENDELMAN	SCATTER	BLANK AND VOID
			LBT	TXP	FRE	APP		
Leg. Dist. 22								
	10	97	0	0	0	0	0	4
	11	116	1	1	1	0	0	2
	12	88	0	0	0	1	0	1
	13	54	0	0	0	0	0	3
	14	138	0	0	0	0	0	4
	15	130	0	0	0	0	0	0
	16	50	0	0	0	0	0	3
	17	64	0	0	0	0	0	1
	18	79	0	1	0	0	0	6
	19	91	0	1	0	0	0	1
	20	122	0	1	0	0	0	3
	21	89	1	0	1	0	0	2
	22	142	0	1	0	0	0	2
	23	103	0	0	0	1	0	0
	24	75	0	0	0	0	0	3
Leg. Dist. 22		2,388	5	6	4	2	1	62
Leg. Dist. 23								
	1	127	4	0	0	0	0	3
	2	285	3	2	0	2	1	6
	3	156	4	6	0	0	0	4
	4	360	4	5	1	0	1	5
	5	217	4	1	0	1	1	5
	6	148	1	3	0	0	0	4
	7	238	4	2	0	1	1	6
	8	232	7	2	0	1	0	2
	9	159	1	1	0	1	0	2
	10	211	2	2	0	1	2	9
	11	247	7	1	0	1	0	4

GOVERNOR AND LIEUTENANT GOVERNOR
PART 2 OF 2
DETAIL

LEGISLATIVE DISTRICT OR TOWN	ELECTION DISTRICT	TOTAL VOTERS	WARREN REDLICH AND ALDEN LINK	CARL P. PALADINO AND GREGORY J. EDWARDS	CHARLES BARRON AND EVA M. DOYLE	KRISTIN M. DAVIS AND TANYA GENDELMAN	SCATTER	BLANK AND VOID
			LBT	TXP	FRE	APP		
Leg. Dist. 23								
	12	323	2	1	0	1	3	13
	13	187	1	4	0	1	1	6
	14	201	4	1	0	3	0	6
	15	147	1	3	0	0	1	9
	16	201	5	2	0	0	2	1
	17	315	2	3	2	1	0	4
	18	323	2	2	0	0	0	6
	19	249	5	3	0	0	0	3
	20	311	4	3	0	1	1	10
	21	266	5	3	0	1	0	2
	22	211	6	2	0	0	2	5
	23	121	2	0	0	1	1	2
	24	274	1	1	0	2	0	1
	25	394	4	2	0	1	3	7
	26	439	8	2	0	3	2	12
	27	213	3	5	3	0	2	4
Leg. Dist. 23		6,555	96	62	6	23	24	141
Leg. Dist. 24								
	1	342	4	2	0	1	3	5
	2	278	3	1	0	0	1	2
	3	270	2	1	1	1	0	3
	4	287	12	1	0	3	1	3
	5	271	4	6	1	2	0	4
	6	187	1	0	0	0	1	1
	7	167	3	1	0	0	0	2
	8	242	8	1	0	2	0	5
	9	189	6	0	0	2	0	4
	10	283	3	0	1	5	0	0

GOVERNOR AND LIEUTENANT GOVERNOR
PART 2 OF 2
DETAIL

LEGISLATIVE DISTRICT OR TOWN	ELECTION DISTRICT	TOTAL VOTERS	WARREN REDLICH AND ALDEN LINK	CARL P. PALADINO AND GREGORY J. EDWARDS	CHARLES BARRON AND EVA M. DOYLE	KRISTIN M. DAVIS AND TANYA GENDELMAN	SCATTER	BLANK AND VOID
			LBT	TXP	FRE	APP		
Leg. Dist. 24								
	11	112	1	0	0	0	0	1
	12	72	0	0	0	0	0	0
	13	253	3	2	0	1	0	2
	14	277	3	1	3	2	3	4
	15	339	2	1	0	2	1	11
	16	239	6	4	0	3	0	6
	17	103	2	0	1	1	0	1
Leg. Dist. 24		3,911	63	21	7	25	10	54
Leg. Dist. 25								
	1	253	5	0	0	0	0	7
	2	184	2	1	2	0	1	3
	3	269	0	3	0	1	1	9
	4	32	0	0	0	0	0	1
	5	213	0	0	2	0	0	4
	6	204	2	3	0	0	0	3
	7	197	0	0	1	0	0	1
	8	225	0	0	0	0	0	4
	9	136	0	0	0	1	0	3
	10	171	0	1	0	0	0	2
	11	135	0	0	0	0	0	1
	12	298	6	1	2	1	0	3
	13	186	0	0	0	0	0	4
	14/24	314	3	0	2	3	0	5
	15	134	0	0	1	0	0	4
	16	28	1	0	0	0	0	3
	17	100	0	0	0	0	0	4
	18	280	0	0	0	1	4	11
	19/21	98	1	0	0	0	0	1

GOVERNOR AND LIEUTENANT GOVERNOR
PART 2 OF 2
DETAIL

LEGISLATIVE DISTRICT OR TOWN	ELECTION DISTRICT	TOTAL VOTERS	WARREN REDLICH AND ALDEN LINK	CARL P. PALADINO AND GREGORY J. EDWARDS	CHARLES BARRON AND EVA M. DOYLE	KRISTIN M. DAVIS AND TANYA GENDELMAN	SCATTER	BLANK AND VOID
			LBT	TXP	FRE	APP		
Leg. Dist. 25								
	20/25	281	4	1	0	1	0	9
	22	156	3	1	0	0	0	1
	23	36	1	0	0	0	0	0
Leg. Dist. 25		3,930	28	11	10	8	6	83
Leg. Dist. 26								
	1/13	161	1	1	0	0	0	2
	2	79	0	0	1	0	0	2
	3	153	2	4	0	0	0	2
	4	224	2	4	0	3	0	4
	5	165	2	3	0	1	0	2
	7	185	1	2	0	0	1	1
	8	203	2	1	0	0	0	7
	9	235	5	2	1	0	0	8
	10	197	1	3	0	0	0	3
	11	217	3	1	0	0	0	1
	12	295	5	3	0	0	0	5
	14	184	4	2	0	2	0	4
	15	208	4	2	0	1	1	4
	16	251	3	2	0	0	0	4
	17	3	0	0	0	0	0	0
Leg. Dist. 26		2,760	35	30	2	7	2	49
Leg. Dist. 27								
	1	283	5	1	0	0	2	1
	2	282	6	1	0	1	0	2
	3	235	1	1	1	0	0	2
	4	296	0	1	3	3	2	4
	5	281	0	1	0	1	0	6

GOVERNOR AND LIEUTENANT GOVERNOR
PART 2 OF 2
DETAIL

LEGISLATIVE DISTRICT OR TOWN	ELECTION DISTRICT	TOTAL VOTERS	WARREN REDLICH AND ALDEN LINK	CARL P. PALADINO AND GREGORY J. EDWARDS	CHARLES BARRON AND EVA M. DOYLE	KRISTIN M. DAVIS AND TANYA GENDELMAN	SCATTER	BLANK AND VOID
			LBT	TXP	FRE	APP		
Leg. Dist. 27								
	6	220	1	0	0	0	2	13
	7	264	3	0	0	1	0	7
	8	219	0	0	0	1	0	0
	9	285	1	0	0	0	0	7
	10	244	3	2	1	0	0	2
	11	264	0	2	0	1	0	1
	12	217	1	4	2	1	0	10
	13	220	0	2	1	1	0	2
	14	190	1	0	1	1	0	3
	15	209	0	0	0	0	0	5
	16	269	0	1	2	0	0	3
	17	121	0	0	0	0	0	1
	18	174	0	1	0	1	0	4
	19	242	0	0	0	0	0	2
	20	131	1	0	0	0	0	2
	21	125	0	0	0	0	0	2
	22	298	0	0	0	0	1	5
	23	145	0	0	0	1	0	4
	27	205	0	1	0	0	1	3
	28	155	0	1	0	0	0	5
Leg. Dist. 27		5,574	23	19	11	13	8	96
Leg. Dist. 28								
	1	165	1	0	0	0	0	3
	2	170	1	0	1	0	0	6
	3	92	0	0	0	0	0	3
	4	213	1	1	0	0	0	7
	5	123	0	2	1	0	0	1
	6	142	0	2	0	0	0	1

GOVERNOR AND LIEUTENANT GOVERNOR
PART 2 OF 2
DETAIL

LEGISLATIVE DISTRICT OR TOWN	ELECTION DISTRICT	TOTAL VOTERS	WARREN REDLICH AND ALDEN LINK	CARL P. PALADINO AND GREGORY J. EDWARDS	CHARLES BARRON AND EVA M. DOYLE	KRISTIN M. DAVIS AND TANYA GENDELMAN	SCATTER	BLANK AND VOID
			LBT	TXP	FRE	APP		
Leg. Dist. 28								
	7	263	0	2	1	1	1	3
	8	190	0	2	0	0	0	2
	9	108	1	1	0	0	0	3
	10	91	3	0	0	1	0	3
	11	164	2	2	0	0	0	5
	12	85	0	0	0	0	0	4
	13/25	132	0	4	0	0	0	1
	14	143	0	3	0	0	0	4
	15	69	0	1	0	0	0	5
	16	151	1	1	0	0	0	1
	17	59	0	0	1	0	0	0
	18/19	210	2	1	0	1	2	2
	21	164	0	2	0	0	0	3
	22	73	0	1	0	1	0	2
	23	200	0	1	0	1	1	3
	24	29	0	0	0	0	0	0
Leg. Dist. 28		3,036	12	26	4	5	4	62
Leg. Dist. 29								
	1	28	0	1	0	0	0	0
	2	53	0	0	1	0	0	3
	3	148	1	3	1	0	0	1
	4	212	1	2	0	3	0	3
	5	189	1	2	0	0	0	2
	6	150	0	3	0	0	0	1
	7	18	0	0	0	0	0	0
	8	191	1	1	0	0	0	2
	9	169	0	2	0	0	1	3
	10	166	2	4	0	0	1	3

GOVERNOR AND LIEUTENANT GOVERNOR
PART 2 OF 2
DETAIL

LEGISLATIVE DISTRICT OR TOWN	ELECTION DISTRICT	TOTAL VOTERS	WARREN REDLICH AND ALDEN LINK	CARL P. PALADINO AND GREGORY J. EDWARDS	CHARLES BARRON AND EVA M. DOYLE	KRISTIN M. DAVIS AND TANYA GENDELMAN	SCATTER	BLANK AND VOID
			LBT	TXP	FRE	APP		
Leg. Dist. 29								
	11	148	0	4	0	1	0	0
	12	165	3	0	0	0	0	3
	13	127	0	0	0	0	0	0
	14	176	2	1	0	0	0	3
	15	129	0	1	0	0	0	2
	16	80	0	0	0	0	0	1
	17	2	0	0	0	0	0	0
	18	227	1	2	0	0	0	6
	19	159	1	0	1	0	0	3
	20	219	1	0	0	0	0	5
	21	239	3	0	1	2	0	3
	22	128	0	1	0	0	0	4
	23	169	0	1	0	0	1	8
	24	212	2	1	0	0	0	1
	25	221	0	2	0	0	0	2
	26	112	0	1	0	0	0	4
	27	75	0	0	0	0	0	1
Leg. Dist. 29		<u>3,912</u>	<u>19</u>	<u>32</u>	<u>4</u>	<u>6</u>	<u>3</u>	<u>64</u>
CITY		40,105	356	301	56	123	69	731
Brighton								
	1	376	12	4	0	2	1	6
	2	257	1	4	0	2	0	2
	3	287	6	4	1	1	1	12
	4	316	4	3	0	1	0	3
	5	340	5	1	0	2	1	6
	6	444	11	4	0	0	0	6
	7	238	2	6	0	1	0	1

GOVERNOR AND LIEUTENANT GOVERNOR
PART 2 OF 2
DETAIL

LEGISLATIVE DISTRICT OR TOWN	ELECTION DISTRICT	TOTAL VOTERS	WARREN REDLICH AND ALDEN LINK	CARL P. PALADINO AND GREGORY J. EDWARDS	CHARLES BARRON AND EVA M. DOYLE	KRISTIN M. DAVIS AND TANYA GENDELMAN	SCATTER	BLANK AND VOID
			LBT	TXP	FRE	APP		
Brighton	8	356	6	2	0	0	0	6
	9	335	5	6	0	1	0	2
	10	375	3	1	1	0	0	17
	11	399	6	7	0	2	2	9
	12	447	10	2	0	0	2	10
	13	269	5	3	0	0	0	3
	14	196	3	1	0	0	0	6
	15	277	3	3	0	0	0	3
	16	236	1	0	0	0	2	5
	17	134	0	0	1	0	0	1
	18	320	4	1	1	1	0	3
	19	220	4	5	0	0	0	2
	20	218	0	4	0	1	0	5
	21	274	4	2	0	0	0	2
	22	345	3	6	0	1	1	5
	23	277	1	1	0	1	1	3
	24	385	2	6	1	2	0	4
	25	266	3	6	0	3	0	12
	26	247	6	6	0	0	0	6
	27	270	7	2	0	0	0	11
	28	396	7	1	0	0	0	5
	29	275	5	0	0	1	0	8
	30	507	6	2	0	0	0	21
	31	283	0	2	0	0	1	5
	32	374	6	4	0	1	1	10
	33	365	5	1	0	2	1	9
	34	311	8	3	0	1	2	4
	35	282	4	2	0	0	1	4

GOVERNOR AND LIEUTENANT GOVERNOR
PART 2 OF 2
DETAIL

LEGISLATIVE DISTRICT OR TOWN	ELECTION DISTRICT	TOTAL VOTERS	WARREN REDLICH AND ALDEN LINK	CARL P. PALADINO AND GREGORY J. EDWARDS	CHARLES BARRON AND EVA M. DOYLE	KRISTIN M. DAVIS AND TANYA GENDELMAN	SCATTER	BLANK AND VOID
			LBT	TXP	FRE	APP		
Brighton								
	36	163	7	1	0	0	0	4
	37	326	4	2	0	4	0	1
	38	352	3	0	0	1	0	5
	39	273	7	5	0	0	1	1
	40	482	2	3	0	1	1	11
	41	315	2	1	0	0	1	7
	42	103	0	0	0	0	0	0
	43	289	4	2	0	3	1	7
	44	106	0	1	0	0	0	1
	45	181	3	4	1	1	0	3
	46	171	1	1	0	0	0	7
Brighton		13,658	191	125	6	36	21	264
Chili								
	1	262	5	4	1	0	0	1
	2	395	6	16	0	1	3	4
	3	412	3	9	0	1	1	4
	4	231	3	4	0	1	2	2
	5	295	1	7	0	1	0	3
	6	324	4	4	0	0	0	5
	7	160	3	2	0	1	0	1
	8	317	7	8	0	1	1	6
	9	307	6	7	0	2	0	2
	10	229	6	3	0	0	1	1
	11	273	1	4	0	0	1	2
	12	323	0	7	0	0	0	5
	13	450	2	11	0	5	0	4
	14	338	3	3	0	0	0	2
	15	292	3	8	0	0	0	9

GOVERNOR AND LIEUTENANT GOVERNOR
PART 2 OF 2
DETAIL

LEGISLATIVE DISTRICT OR TOWN	ELECTION DISTRICT	TOTAL VOTERS	WARREN REDLICH AND ALDEN LINK	CARL P. PALADINO AND GREGORY J. EDWARDS	CHARLES BARRON AND EVA M. DOYLE	KRISTIN M. DAVIS AND TANYA GENDELMAN	SCATTER	BLANK AND VOID
			LBT	TXP	FRE	APP		
Chili								
	16	429	5	5	0	0	0	6
	17	728	8	6	1	0	0	8
	18	322	3	5	0	2	0	5
	19	322	2	8	0	0	0	1
	20	444	5	10	0	2	0	4
	21	234	2	3	0	0	0	5
	22	238	3	3	0	2	0	1
	23	259	2	3	0	1	0	1
	24	703	8	12	0	3	3	11
	25	228	3	1	0	0	0	4
	26	397	4	4	0	1	0	7
	27	310	4	4	1	1	0	10
	28	261	2	6	0	0	0	4
	29	228	5	4	0	1	3	2
	30	153	3	6	1	1	0	0
	31	14	0	1	0	0	0	0
	32	266	1	2	0	1	0	3
	33	305	0	4	0	0	0	7
Chili		10,449	113	184	4	28	15	130
Clarkson								
	1	396	0	11	0	0	1	3
	2	293	2	6	0	1	0	1
	3	364	6	4	0	1	0	4
	4	477	4	16	0	1	0	5
	5	306	3	8	0	0	0	3
	6	264	3	14	0	0	0	1
Clarkson		2,100	18	59	0	3	1	17

GOVERNOR AND LIEUTENANT GOVERNOR
PART 2 OF 2
DETAIL

LEGISLATIVE DISTRICT OR TOWN	ELECTION DISTRICT	TOTAL VOTERS	WARREN REDLICH AND ALDEN LINK	CARL P. PALADINO AND GREGORY J. EDWARDS	CHARLES BARRON AND EVA M. DOYLE	KRISTIN M. DAVIS AND TANYA GENDELMAN	SCATTER	BLANK AND VOID
			LBT	TXP	FRE	APP		
East Rochester								
	1	347	2	3	1	1	0	8
	2	274	3	1	0	0	0	9
	3	320	3	3	0	0	0	2
	4	263	1	3	0	0	1	3
	5	241	2	3	0	1	0	2
	6	281	6	7	0	1	1	6
	7	266	2	5	0	0	1	5
East Rochester		1,992	19	25	1	3	3	35
Gates								
	1	197	0	7	0	0	0	2
	2	257	2	2	0	0	1	2
	3	222	4	5	0	2	0	0
	4	269	0	4	0	0	0	0
	5	357	2	5	0	0	0	5
	6	267	1	4	0	0	1	4
	7	476	5	11	0	3	1	5
	8	212	2	4	0	1	1	6
	9	304	0	1	0	1	1	7
	10	168	1	2	0	1	1	2
	11	214	3	4	0	0	3	2
	12	187	2	3	0	0	0	2
	13	266	3	6	0	0	0	0
	14	218	3	3	0	0	0	7
	15	401	1	5	0	0	1	0
	16	218	0	3	0	0	0	0
	17	256	5	7	0	2	0	3
	18	307	1	2	0	2	0	1
	19	269	2	4	0	1	0	6

GOVERNOR AND LIEUTENANT GOVERNOR
PART 2 OF 2
DETAIL

LEGISLATIVE DISTRICT OR TOWN	ELECTION DISTRICT	TOTAL VOTERS	WARREN REDLICH AND ALDEN LINK	CARL P. PALADINO AND GREGORY J. EDWARDS	CHARLES BARRON AND EVA M. DOYLE	KRISTIN M. DAVIS AND TANYA GENDELMAN	SCATTER	BLANK AND VOID
			LBT	TXP	FRE	APP		
Gates	20	259	2	4	0	1	0	6
	21	254	1	1	0	0	0	4
	22	230	2	3	1	0	0	2
	23	263	0	3	0	1	0	0
	24	276	1	2	0	1	0	2
	25	230	0	0	0	0	0	6
	26	319	1	2	0	1	0	3
	27	313	0	0	0	1	0	3
	28	207	2	1	0	1	0	2
	29	246	2	1	0	2	2	0
	30	183	2	2	0	1	0	1
	31	209	0	7	0	1	0	7
	32	320	4	6	1	0	3	2
	33	124	2	2	0	1	0	0
	34	245	1	5	0	0	0	4
	35	183	1	3	0	0	0	2
Gates		8,926	58	124	2	24	15	98
Greece	1	273	0	5	0	2	0	7
	2	322	4	4	0	1	4	4
	3	261	3	2	0	1	1	1
	4	241	0	2	0	0	0	4
	5	222	3	5	0	0	0	1
	6	197	2	3	0	0	0	2
	7	282	2	2	0	2	0	1
	8	255	1	7	0	0	0	3
	9	228	1	6	0	2	0	1
	10	229	2	7	0	2	0	1

GOVERNOR AND LIEUTENANT GOVERNOR
PART 2 OF 2
DETAIL

LEGISLATIVE DISTRICT OR TOWN	ELECTION DISTRICT	TOTAL VOTERS	WARREN REDLICH AND ALDEN LINK	CARL P. PALADINO AND GREGORY J. EDWARDS	CHARLES BARRON AND EVA M. DOYLE	KRISTIN M. DAVIS AND TANYA GENDELMAN	SCATTER	BLANK AND VOID
			LBT	TXP	FRE	APP		
Greece								
	11	119	0	2	0	0	0	1
	12	150	0	0	0	1	0	4
	13	241	1	2	0	1	0	1
	14	218	0	7	0	3	0	1
	15	245	1	3	0	0	2	6
	16	190	1	6	0	1	0	1
	17	360	5	4	0	2	0	5
	18	324	5	9	0	1	0	4
	19	228	1	3	1	3	0	5
	20	236	2	10	0	1	0	2
	21	231	6	5	0	1	0	4
	22	212	0	2	0	2	0	4
	23	424	1	3	0	1	1	7
	24	415	4	3	0	0	0	4
	25	268	3	5	0	2	0	3
	26	250	1	3	0	3	0	1
	27	358	6	5	1	0	0	1
	28	342	8	5	0	0	1	6
	29	318	4	2	0	2	0	6
	30	207	3	1	0	0	1	1
	31	232	3	8	0	0	0	6
	32	265	0	6	0	0	0	2
	33	345	3	8	1	0	0	8
	34	310	2	3	0	2	1	6
	35	317	4	3	0	0	0	4
	36	355	0	8	0	2	0	3
	37	209	1	1	0	1	0	3
	38	340	4	6	1	0	1	5

GOVERNOR AND LIEUTENANT GOVERNOR
PART 2 OF 2
DETAIL

LEGISLATIVE DISTRICT OR TOWN	ELECTION DISTRICT	TOTAL VOTERS	WARREN REDLICH AND ALDEN LINK	CARL P. PALADINO AND GREGORY J. EDWARDS	CHARLES BARRON AND EVA M. DOYLE	KRISTIN M. DAVIS AND TANYA GENDELMAN	SCATTER	BLANK AND VOID
			LBT	TXP	FRE	APP		
Greece								
	39	192	1	6	0	0	2	3
	40	223	1	1	0	0	0	6
	41	282	3	3	0	1	0	0
	42	263	1	3	0	1	0	1
	43	266	2	11	0	2	0	4
	44	414	4	3	0	0	0	7
	45	405	2	7	0	1	0	8
	46	171	0	4	0	0	1	0
	47	297	5	2	0	1	0	2
	48	223	2	3	0	0	0	3
	49	240	0	6	0	0	0	4
	50	291	4	3	1	2	0	3
	51	191	0	5	0	2	0	3
	52	355	0	6	0	1	0	0
	53	235	1	1	0	0	0	3
	54	337	4	8	0	2	1	2
	55	245	3	10	0	0	2	3
	56	359	3	3	0	0	0	2
	57	299	4	4	0	0	0	3
	58	374	4	5	0	1	0	3
	59	171	0	4	0	2	0	3
	60	228	2	7	0	2	0	5
	61	291	4	2	0	3	0	6
	62	326	0	3	0	1	0	3
	63	317	5	4	0	3	1	2
	64	235	5	4	0	0	0	7
	65	256	1	3	0	1	0	6
	66	167	1	5	0	0	0	2

GOVERNOR AND LIEUTENANT GOVERNOR
PART 2 OF 2
DETAIL

LEGISLATIVE DISTRICT OR TOWN	ELECTION DISTRICT	TOTAL VOTERS	WARREN REDLICH AND ALDEN LINK LBT	CARL P. PALADINO AND GREGORY J. EDWARDS TXP	CHARLES BARRON AND EVA M. DOYLE FRE	KRISTIN M. DAVIS AND TANYA GENDELMAN APP	SCATTER	BLANK AND VOID
Greece								
	67	262	4	4	0	0	0	3
	68	359	2	7	1	1	0	3
	69	202	0	6	1	2	0	2
	70	605	8	9	0	0	2	6
	71	358	1	7	0	0	0	3
	72	356	3	7	0	1	1	4
	73	166	3	1	0	2	0	1
	74	251	6	3	0	1	2	0
	75	228	0	3	0	1	0	3
	76	238	0	3	0	1	0	1
	77	346	4	2	0	0	1	2
	78	206	1	4	0	0	0	2
	79	460	6	14	0	2	1	6
	80	392	1	5	0	0	0	4
	81	193	1	3	0	1	0	1
	82	235	3	4	0	1	0	4
	83	189	0	3	0	0	0	4
	84	347	6	7	0	1	1	0
	85	383	4	5	0	1	0	9
	86	436	8	3	0	0	0	7
	87	283	3	4	0	0	0	2
	88	287	7	6	0	3	1	1
	89	250	0	4	0	0	2	4
	90	323	0	4	0	0	1	4
	91	558	5	7	0	2	1	3
	92	417	1	4	0	0	0	8
	93	417	1	2	0	1	0	5
	94	294	12	2	0	0	0	6

GOVERNOR AND LIEUTENANT GOVERNOR
PART 2 OF 2
DETAIL

LEGISLATIVE DISTRICT OR TOWN	ELECTION DISTRICT	TOTAL VOTERS	WARREN REDLICH AND ALDEN LINK	CARL P. PALADINO AND GREGORY J. EDWARDS	CHARLES BARRON AND EVA M. DOYLE	KRISTIN M. DAVIS AND TANYA GENDELMAN	SCATTER	BLANK AND VOID
			LBT	TXP	FRE	APP		
Greece								
	95	213	6	3	0	0	0	0
	96	388	0	10	0	1	0	3
	97	551	6	6	0	0	1	10
	98	393	5	6	0	1	0	3
	99	336	1	6	0	0	0	4
	100	419	4	7	1	0	0	4
	101	222	3	8	0	0	1	6
	102	407	7	7	0	2	0	3
	103	355	3	12	0	0	0	4
	104	365	4	6	0	1	1	10
	105	235	2	4	0	1	0	3
	106	264	0	3	0	0	1	1
	107	211	1	3	0	0	0	2
	108	183	3	4	0	0	1	1
	109	377	2	6	0	1	2	4
Greece		31,832	286	516	8	93	39	379
Hamlin								
	1	270	2	5	1	3	1	3
	2	361	2	14	0	0	0	3
	3	236	6	8	0	2	0	2
	4	232	8	14	0	0	1	4
	5	253	2	7	0	0	0	1
	6	192	0	4	0	0	0	1
	7	422	7	10	0	1	0	1
	8	192	5	9	0	0	0	1
	9	194	0	4	1	0	0	2

GOVERNOR AND LIEUTENANT GOVERNOR
PART 2 OF 2
DETAIL

LEGISLATIVE DISTRICT OR TOWN	ELECTION DISTRICT	TOTAL VOTERS	WARREN REDLICH AND ALDEN LINK	CARL P. PALADINO AND GREGORY J. EDWARDS	CHARLES BARRON AND EVA M. DOYLE	KRISTIN M. DAVIS AND TANYA GENDELMAN	SCATTER	BLANK AND VOID
			LBT	TXP	FRE	APP		
Hamlin	10	360	9	12	0	0	1	6
	11	66	0	2	0	0	0	0
Hamlin		2,778	41	89	2	6	3	24
Henrietta	1	394	8	3	0	2	3	2
	2	256	5	6	0	1	0	1
	3	164	2	2	1	0	0	2
	4	338	1	2	2	2	0	3
	5	306	1	3	0	0	2	6
	6	298	3	4	0	1	0	6
	7	282	0	3	0	1	0	5
	8	310	5	3	1	3	0	8
	9	259	0	2	0	0	0	5
	10	292	2	2	0	0	0	4
	11	282	1	3	0	1	0	3
	12	290	4	4	0	0	0	1
	13	354	5	7	0	1	1	7
	14	241	3	1	0	0	0	6
	15	303	4	7	0	0	0	5
	16	209	1	7	0	0	0	3
	17	357	4	8	0	1	0	1
	18	343	2	5	0	1	1	3
	19	272	2	3	0	0	0	7
	20	391	6	4	0	2	0	5
	21	240	3	3	0	0	0	5
	22	449	4	6	0	0	0	7
	23	233	2	3	0	0	0	3
	24	332	6	1	0	1	2	5

GOVERNOR AND LIEUTENANT GOVERNOR
PART 2 OF 2
DETAIL

LEGISLATIVE DISTRICT OR TOWN	ELECTION DISTRICT	TOTAL VOTERS	WARREN REDLICH AND ALDEN LINK	CARL P. PALADINO AND GREGORY J. EDWARDS	CHARLES BARRON AND EVA M. DOYLE	KRISTIN M. DAVIS AND TANYA GENDELMAN	SCATTER	BLANK AND VOID
			LBT	TXP	FRE	APP		
Henrietta								
	25	305	4	7	1	0	0	9
	26	560	5	7	0	0	0	2
	27	478	5	5	0	2	1	5
	28	378	5	7	0	2	0	10
	29	592	8	5	0	4	3	10
	30	580	8	6	0	2	2	10
	31	181	2	4	0	0	0	3
	32	453	5	5	0	0	1	9
	33	239	0	4	0	0	0	2
	34	172	3	1	0	1	2	2
	35	<u>378</u>	<u>6</u>	<u>7</u>	<u>0</u>	<u>0</u>	<u>0</u>	<u>3</u>
Henrietta		11,511	125	150	5	28	18	168
Irondequoit								
	1	313	1	2	0	0	0	2
	2	211	0	4	0	0	0	1
	3	319	5	5	0	2	0	5
	4	281	2	5	0	1	0	0
	5	254	2	3	0	2	0	1
	6	481	6	6	0	3	0	5
	7	430	4	7	0	1	2	3
	8	299	4	8	0	0	0	6
	9	310	0	4	1	0	0	8
	10	340	5	5	0	0	0	0
	11	179	1	0	0	0	0	5
	12	239	4	4	0	2	0	5
	13	420	4	6	0	0	1	8
	14	391	5	10	1	0	0	2
	15	392	4	10	0	1	0	2

GOVERNOR AND LIEUTENANT GOVERNOR
PART 2 OF 2
DETAIL

LEGISLATIVE DISTRICT OR TOWN	ELECTION DISTRICT	TOTAL VOTERS	WARREN REDLICH AND ALDEN LINK	CARL P. PALADINO AND GREGORY J. EDWARDS	CHARLES BARRON AND EVA M. DOYLE	KRISTIN M. DAVIS AND TANYA GENDELMAN	SCATTER	BLANK AND VOID
			LBT	TXP	FRE	APP		
Irondequoit	16	372	9	3	0	0	0	4
	17	196	3	5	0	2	0	4
	18	302	4	4	0	0	1	5
	19	331	4	5	0	1	1	2
	20	281	4	3	0	3	1	7
	21	311	5	6	0	0	0	7
	22	350	10	5	1	0	0	5
	23	292	1	8	0	2	1	1
	24	270	3	5	0	0	0	2
	25	284	3	8	0	0	2	4
	26	213	3	0	0	0	0	4
	27	193	2	3	0	3	0	4
	28	234	3	0	0	1	0	4
	29	232	1	1	0	2	0	5
	30	277	1	1	0	1	1	5
	31	306	2	2	0	0	2	5
	32	291	8	1	0	0	0	4
	33	224	4	3	0	1	0	2
	34	445	1	5	0	0	0	8
	35	198	3	6	0	1	0	5
	36	154	1	3	0	0	1	4
	37	259	0	7	0	1	0	3
	38	183	4	6	0	2	1	1
	39	142	1	0	0	0	1	4
	40	191	2	2	0	1	0	0
	41	294	5	4	0	0	0	6
	42	325	6	3	0	0	0	8
	43	222	1	7	0	1	0	2

GOVERNOR AND LIEUTENANT GOVERNOR
PART 2 OF 2
DETAIL

LEGISLATIVE DISTRICT OR TOWN	ELECTION DISTRICT	TOTAL VOTERS	WARREN REDLICH AND ALDEN LINK	CARL P. PALADINO AND GREGORY J. EDWARDS	CHARLES BARRON AND EVA M. DOYLE	KRISTIN M. DAVIS AND TANYA GENDELMAN	SCATTER	BLANK AND VOID
			LBT	TXP	FRE	APP		
Irondequoit								
	44	556	4	13	2	1	3	4
	45	241	1	1	0	2	0	0
	46	298	0	3	0	0	0	4
	47	110	0	1	0	0	1	1
	48	297	3	6	0	3	0	4
	49	277	4	4	0	4	1	4
	50	189	0	5	0	0	0	6
	51	398	1	2	0	0	1	6
	52	323	8	2	0	0	0	0
	53	254	0	2	0	0	0	0
	54	95	0	0	0	1	0	0
	55	291	0	5	0	1	0	5
	56	263	1	1	0	0	0	3
	57	401	3	5	0	1	0	5
	58	327	2	1	0	0	3	3
	59	269	2	3	0	0	0	4
	60	303	4	4	0	0	2	8
	61	361	5	2	0	3	0	5
	62	323	3	4	0	0	0	6
	63	234	3	3	0	0	0	2
	64	169	1	1	0	1	0	0
	65	198	1	1	0	1	0	4
	66	135	1	3	0	0	0	3
	67	252	1	2	0	1	0	3
	68	260	1	4	0	0	0	5
	69	111	0	1	0	0	0	3

GOVERNOR AND LIEUTENANT GOVERNOR
PART 2 OF 2
DETAIL

LEGISLATIVE DISTRICT OR TOWN	ELECTION DISTRICT	TOTAL VOTERS	WARREN REDLICH AND ALDEN LINK	CARL P. PALADINO AND GREGORY J. EDWARDS	CHARLES BARRON AND EVA M. DOYLE	KRISTIN M. DAVIS AND TANYA GENDELMAN	SCATTER	BLANK AND VOID
			LBT	TXP	FRE	APP		
Irondequoit								
	70	95	1	2	0	0	0	4
	71/72	<u>92</u>	<u>0</u>	<u>2</u>	<u>0</u>	<u>0</u>	<u>0</u>	<u>2</u>
Irondequoit		19,353	191	268	5	53	26	262
Mendon								
	1	558	8	15	0	3	5	8
	2	420	6	4	0	4	1	9
	3	551	14	6	0	1	2	9
	4	405	3	5	0	2	1	8
	5	490	7	8	0	4	0	12
	6	460	5	16	0	1	1	8
	7	533	1	9	0	0	0	10
	8	196	1	3	0	1	0	2
	9	<u>402</u>	<u>5</u>	<u>8</u>	<u>0</u>	<u>2</u>	<u>1</u>	<u>6</u>
Mendon		4,015	50	74	0	18	11	72
Ogden								
	1	320	4	6	0	0	1	0
	2	363	4	8	1	1	1	4
	3	481	8	12	0	1	1	4
	4	313	5	4	0	1	0	9
	5	338	4	14	0	2	0	4
	6	408	5	6	0	0	0	7
	7	231	2	2	0	0	0	5
	8	329	1	5	0	1	0	3
	9	330	8	7	0	0	2	6
	10	316	7	3	0	0	0	1
	11	293	2	5	1	0	0	6
	12	<u>388</u>	<u>3</u>	<u>6</u>	<u>0</u>	<u>1</u>	<u>0</u>	<u>5</u>

GOVERNOR AND LIEUTENANT GOVERNOR
PART 2 OF 2
DETAIL

LEGISLATIVE DISTRICT OR TOWN	ELECTION DISTRICT	TOTAL VOTERS	WARREN REDLICH AND ALDEN LINK	CARL P. PALADINO AND GREGORY J. EDWARDS	CHARLES BARRON AND EVA M. DOYLE	KRISTIN M. DAVIS AND TANYA GENDELMAN	SCATTER	BLANK AND VOID
			LBT	TXP	FRE	APP		
Ogden	13	275	5	7	0	0	0	6
	14	304	1	5	0	0	2	2
	15	429	4	6	0	1	2	3
	16	237	2	3	0	0	0	1
	17	288	1	12	1	2	0	3
	18	378	3	4	0	0	1	6
	19	434	2	6	0	1	0	3
	20	404	7	6	0	0	1	2
Ogden		6,859	78	127	3	11	11	80
Parma	1	383	8	2	0	0	0	2
	2	440	9	7	0	2	1	4
	3	317	3	11	0	0	1	6
	4	350	7	11	0	0	0	5
	5	254	3	6	0	1	1	3
	6	162	2	10	0	0	0	4
	7	356	2	7	0	0	0	6
	8	504	1	8	0	3	2	9
	9	357	8	16	0	0	2	8
	10	366	3	8	0	0	0	2
	11	394	8	10	0	0	0	1
	12	368	6	4	0	1	0	1
	13	586	6	17	0	3	0	9
	14	274	2	7	2	4	0	3
	15	363	5	9	0	1	2	8
Parma		5,474	73	133	2	15	9	71

GOVERNOR AND LIEUTENANT GOVERNOR
PART 2 OF 2
DETAIL

LEGISLATIVE DISTRICT OR TOWN	ELECTION DISTRICT	TOTAL VOTERS	WARREN REDLICH AND ALDEN LINK	CARL P. PALADINO AND GREGORY J. EDWARDS	CHARLES BARRON AND EVA M. DOYLE	KRISTIN M. DAVIS AND TANYA GENDELMAN	SCATTER	BLANK AND VOID
			LBT	TXP	FRE	APP		
Penfield								
	1	136	1	1	0	0	0	3
	2	352	4	3	0	0	1	3
	3	265	2	6	0	0	0	2
	4	409	7	6	0	0	0	2
	5	374	6	8	0	0	0	1
	6	301	7	6	0	0	0	2
	7	363	3	6	0	0	1	5
	8	280	1	7	0	1	1	2
	9	454	8	3	0	1	0	6
	10	288	4	2	0	1	0	4
	11	234	1	3	0	0	1	6
	12	399	10	7	0	2	2	2
	13	406	1	6	0	0	0	11
	14	444	8	10	0	1	0	8
	15	488	6	8	0	1	1	3
	16	188	5	4	0	1	0	2
	17	372	10	6	0	0	1	4
	18	260	1	4	0	1	0	3
	19	506	2	9	0	0	0	6
	20	428	7	8	0	0	1	7
	21	418	7	5	0	0	0	5
	22	339	14	6	0	2	2	7
	23	495	2	8	0	1	1	3
	24	492	5	11	0	1	6	11
	25	320	5	7	0	0	0	3
	26	263	4	6	0	1	1	3
	27	415	2	5	0	1	3	7
	28	295	2	6	0	1	1	3

GOVERNOR AND LIEUTENANT GOVERNOR
PART 2 OF 2
DETAIL

LEGISLATIVE DISTRICT OR TOWN	ELECTION DISTRICT	TOTAL VOTERS	WARREN REDLICH AND ALDEN LINK	CARL P. PALADINO AND GREGORY J. EDWARDS	CHARLES BARRON AND EVA M. DOYLE	KRISTIN M. DAVIS AND TANYA GENDELMAN	SCATTER	BLANK AND VOID
			LBT	TXP	FRE	APP		
Penfield								
	29	422	6	4	0	2	1	9
	30	589	4	6	0	0	2	14
	31	212	2	0	0	1	0	8
	32	234	2	2	0	0	0	3
	33	340	6	2	0	2	0	5
	34	313	0	4	0	0	0	7
	35	422	5	7	0	1	0	6
	36	349	7	6	0	1	1	2
	37	612	12	11	0	1	0	7
	38	241	3	2	0	1	0	4
	39	260	3	9	0	0	0	5
	40	438	7	4	0	0	1	5
	41	353	4	7	0	0	0	4
	42	271	4	8	1	0	1	1
Penfield		15,040	200	239	1	25	29	204
Perinton								
	1	524	6	7	0	1	1	10
	2	481	11	2	0	2	0	11
	3	339	4	3	0	1	0	8
	4	343	7	8	0	0	0	4
	5	198	6	7	0	0	0	6
	6	330	7	1	0	1	1	8
	7	436	11	2	0	3	1	6
	8	377	4	9	0	0	1	1
	9	486	9	6	0	0	0	3
	10	419	8	7	0	1	0	11
	11	258	8	10	1	1	1	3
	12	357	3	5	0	1	0	1

GOVERNOR AND LIEUTENANT GOVERNOR
PART 2 OF 2
DETAIL

LEGISLATIVE DISTRICT OR TOWN	ELECTION DISTRICT	TOTAL VOTERS	WARREN REDLICH AND ALDEN LINK	CARL P. PALADINO AND GREGORY J. EDWARDS	CHARLES BARRON AND EVA M. DOYLE	KRISTIN M. DAVIS AND TANYA GENDELMAN	SCATTER	BLANK AND VOID
			LBT	TXP	FRE	APP		
Perinton								
	13	338	4	3	0	1	0	4
	14	388	2	9	0	1	0	5
	15	319	3	1	0	0	2	3
	16	311	7	7	0	0	0	2
	17	385	4	12	0	0	1	4
	18	352	3	3	0	2	0	8
	19	362	4	9	0	0	2	1
	20	357	2	3	0	0	2	5
	21	427	5	10	0	1	0	5
	22	270	2	4	0	1	0	2
	23	381	5	4	0	0	0	5
	24	617	6	9	0	0	1	10
	25	296	6	4	0	0	1	9
	26	419	9	5	0	0	1	4
	27	284	5	4	0	0	0	5
	28	331	2	2	0	0	0	1
	29	245	4	0	0	2	1	4
	30	363	2	4	1	1	0	2
	31	444	6	8	1	0	0	9
	32	310	1	2	1	0	0	8
	33	417	13	7	0	0	0	3
	34	426	7	14	0	0	3	12
	35	313	7	6	0	0	0	5
	36	204	1	1	0	0	1	1
	37	347	3	4	0	1	0	9
	38	396	3	7	0	2	2	7
	39	425	6	8	0	2	0	5
	40	281	7	4	1	0	1	6

GOVERNOR AND LIEUTENANT GOVERNOR
PART 2 OF 2
DETAIL

LEGISLATIVE DISTRICT OR TOWN	ELECTION DISTRICT	TOTAL VOTERS	WARREN REDLICH AND ALDEN LINK	CARL P. PALADINO AND GREGORY J. EDWARDS	CHARLES BARRON AND EVA M. DOYLE	KRISTIN M. DAVIS AND TANYA GENDELMAN	SCATTER	BLANK AND VOID
			LBT	TXP	FRE	APP		
Perinton								
	41	258	9	2	0	0	0	5
	42	311	2	10	0	1	0	2
	43	626	12	9	0	2	3	10
	44	352	7	2	0	0	2	7
	45	678	9	12	0	1	2	8
	46	218	2	0	1	0	0	2
	47	380	6	3	0	0	1	7
	48	304	5	2	0	0	0	0
	49	343	5	5	0	0	1	6
	50	115	0	4	0	0	0	3
	51	417	3	1	0	0	0	0
	52	327	4	6	1	1	0	1
	53	312	2	2	0	1	1	6
	54	644	10	6	0	1	1	4
	55	384	4	0	0	1	2	5
	56	464	4	4	0	3	1	7
		<u>20,689</u>	<u>297</u>	<u>289</u>	<u>7</u>	<u>36</u>	<u>37</u>	<u>289</u>
Perinton								
Pittsford								
	1	291	6	2	0	1	0	3
	2	319	3	4	0	1	0	8
	3	553	4	6	0	0	0	5
	4	424	7	1	0	1	0	7
	5	304	7	5	0	0	0	4
	6	251	2	0	0	0	2	7
	7	184	1	0	0	0	0	1
	8	408	10	5	0	3	2	12
	9	428	4	4	0	1	0	3
	10	448	1	9	0	1	0	8

GOVERNOR AND LIEUTENANT GOVERNOR
PART 2 OF 2
DETAIL

LEGISLATIVE DISTRICT OR TOWN	ELECTION DISTRICT	TOTAL VOTERS	WARREN REDLICH AND ALDEN LINK	CARL P. PALADINO AND GREGORY J. EDWARDS	CHARLES BARRON AND EVA M. DOYLE	KRISTIN M. DAVIS AND TANYA GENDELMAN	SCATTER	BLANK AND VOID
			LBT	TXP	FRE	APP		
Pittsford	11	302	1	3	0	0	2	8
	12	360	3	3	0	0	0	4
	13	266	5	4	0	0	1	6
	14	480	9	5	0	0	3	11
	15	247	1	1	0	0	1	2
	16	286	3	3	0	1	2	2
	17	496	2	11	0	2	0	2
	18	351	3	1	0	0	1	13
	19	234	4	4	0	0	0	2
	20	383	5	1	1	0	1	10
	21	377	7	4	0	0	1	3
	22	470	5	7	0	1	1	14
	23	360	3	1	0	0	0	4
	24	479	10	6	0	1	0	5
	25	498	2	4	0	0	0	11
	26	360	5	3	0	1	2	2
	27	335	7	6	0	1	0	5
	28	362	5	1	0	1	0	13
	29	359	8	4	0	0	0	4
	30	322	4	3	0	0	1	5
	31	445	7	8	0	2	1	2
	32	389	9	1	0	0	2	5
	33	491	12	3	0	0	0	6
	34	453	4	2	0	0	1	6
Pittsford		12,715	169	125	1	18	24	203
Riga	1	493	9	5	1	1	0	13
	2	401	2	14	1	2	1	4

GOVERNOR AND LIEUTENANT GOVERNOR
PART 2 OF 2
DETAIL

LEGISLATIVE DISTRICT OR TOWN	ELECTION DISTRICT	TOTAL VOTERS	WARREN REDLICH AND ALDEN LINK	CARL P. PALADINO AND GREGORY J. EDWARDS	CHARLES BARRON AND EVA M. DOYLE	KRISTIN M. DAVIS AND TANYA GENDELMAN	SCATTER	BLANK AND VOID
			LBT	TXP	FRE	APP		
Riga								
	3	290	5	10	0	1	2	5
	4	376	3	7	0	1	0	3
	5	348	1	5	0	2	0	6
	6	339	1	11	0	1	0	7
Riga		2,247	21	52	2	8	3	38
Rush								
	1	429	7	12	0	4	1	9
	2	327	5	5	0	1	0	9
	3	463	5	9	0	1	1	6
	4	445	4	22	0	1	0	7
Rush		1,664	21	48	0	7	2	31
Sweden								
	1	357	6	13	0	0	1	4
	2	181	0	1	0	0	0	3
	3	382	6	5	0	1	1	8
	4	412	8	13	0	0	3	5
	5	98	1	3	0	0	0	1
	6	308	5	6	0	2	0	5
	7	375	3	6	0	1	1	3
	8	270	5	10	0	0	0	1
	9	211	2	5	0	1	0	4
	10	444	6	18	0	3	1	6
	11	112	2	2	0	0	0	6
	12	295	7	6	1	0	0	3
Sweden		3,445	51	88	1	8	7	49

GOVERNOR AND LIEUTENANT GOVERNOR
PART 2 OF 2
DETAIL

LEGISLATIVE DISTRICT OR TOWN	ELECTION DISTRICT	TOTAL VOTERS	WARREN REDLICH AND ALDEN LINK	CARL P. PALADINO AND GREGORY J. EDWARDS	CHARLES BARRON AND EVA M. DOYLE	KRISTIN M. DAVIS AND TANYA GENDELMAN	SCATTER	BLANK AND VOID
			LBT	TXP	FRE	APP		
Webster								
	1	389	5	3	0	1	0	6
	2	381	5	4	0	4	1	9
	3	406	7	4	0	0	1	2
	4	185	1	3	0	0	0	2
	5	371	1	9	0	2	0	2
	6	344	0	4	0	1	1	6
	7	392	6	4	0	0	1	6
	8	351	5	3	0	0	0	1
	9	492	6	8	0	1	0	8
	10	541	11	5	0	5	0	2
	11	354	2	2	0	1	1	8
	12	482	8	4	0	1	1	3
	13	355	4	12	0	1	0	2
	14	330	1	6	1	1	0	4
	15	268	5	7	0	0	1	8
	16	410	1	5	0	1	0	3
	17	362	10	4	0	0	1	5
	18	284	1	1	0	3	0	3
	19	556	4	8	0	1	2	3
	20	479	12	2	0	0	0	4
	21	417	8	5	0	1	1	6
	22	381	4	3	0	0	1	7
	23	340	6	6	0	2	0	6
	24	823	9	13	0	0	0	11
	25	280	6	3	0	1	0	3
	26	357	4	9	0	0	0	2
	27	273	6	9	0	2	1	3
	28	358	2	6	0	1	0	4

GOVERNOR AND LIEUTENANT GOVERNOR
PART 2 OF 2
DETAIL

LEGISLATIVE DISTRICT OR TOWN	ELECTION DISTRICT	TOTAL VOTERS	WARREN REDLICH AND ALDEN LINK	CARL P. PALADINO AND GREGORY J. EDWARDS	CHARLES BARRON AND EVA M. DOYLE	KRISTIN M. DAVIS AND TANYA GENDELMAN	SCATTER	BLANK AND VOID
			LBT	TXP	FRE	APP		
Webster								
	29	263	4	6	0	0	0	3
	30	240	3	2	0	0	0	8
	31	430	6	5	0	0	0	5
	32	448	2	8	0	1	0	4
	33	396	1	5	0	3	0	3
	34	210	4	1	0	0	0	2
	35	268	4	1	0	0	0	3
	36	329	2	2	0	0	0	8
	37	593	8	7	0	0	0	12
	38	471	4	2	0	2	0	13
	39	373	7	3	0	0	0	8
	40	554	1	9	0	0	0	7
	41	452	3	7	0	0	1	10
	42	348	5	3	0	1	0	5
	43	286	0	8	0	0	0	4
Webster		16,622	194	221	1	37	14	224
Wheatland								
	1	334	1	10	0	0	0	5
	2	340	3	12	0	0	0	1
	3	418	3	14	0	2	0	4
	4	317	5	2	1	1	0	5
	5	390	5	16	0	0	1	8
Wheatland		1,799	17	54	1	3	1	23
TOWNS		193,168	2,213	2,990	52	460	289	2,661
GRAND TOTAL:		233,273	2,569	3,291	108	583	358	3,392

COMPTROLLER
SUMMARY

LEGISLATIVE DISTRICT OR TOWN	TOTAL VOTERS	THOMAS P. DINAPOLI	HARRY WILSON	HARRY WILSON	HARRY WILSON	THOMAS P. DINAPOLI	JULIA A. WILLEBRAND	JOHN GAETANI	SCATTER	BLANK AND VOID
		DEM	REP	IND	CON	WOR	GRN	LBT		
Leg. Dist. 06	1,566	588	540	79	132	45	59	14	1	108
Leg. Dist. 07	850	325	271	47	66	35	27	6	0	73
Leg. Dist. 21	5,623	3,120	1,133	228	249	203	214	42	3	431
Leg. Dist. 22	2,388	1,706	155	48	45	48	57	6	0	323
Leg. Dist. 23	6,555	3,093	1,755	382	280	274	300	53	6	412
Leg. Dist. 24	3,911	1,933	881	194	125	263	215	57	1	242
Leg. Dist. 25	3,930	2,500	462	121	73	123	151	32	2	466
Leg. Dist. 26	2,760	1,384	706	107	168	96	87	32	0	180
Leg. Dist. 27	5,574	3,747	657	126	122	165	142	28	4	583
Leg. Dist. 28	3,036	1,726	597	98	137	100	90	24	1	263
Leg. Dist. 29	3,912	2,400	644	119	119	91	113	32	4	390
CITY	40,105	22,522	7,801	1,549	1,516	1,443	1,455	326	22	3,471
Brighton	13,658	6,008	4,714	683	602	406	370	121	4	750
Chili	10,449	3,068	4,657	447	1,072	253	288	99	2	563
Clarkson	2,100	556	970	85	254	58	60	11	0	106
East Rochester	1,992	721	727	91	121	58	73	23	1	177
Gates	8,926	3,397	3,381	357	658	246	240	66	1	580
Greece	31,832	9,820	13,613	1,428	3,207	776	792	224	10	1,962
Hamlin	2,778	609	1,413	133	305	80	79	43	1	115
Henrietta	11,511	4,135	4,580	521	962	316	257	109	3	628
Irondequoit	19,353	7,129	7,511	971	1,359	521	507	139	6	1,210
Mendon	4,015	1,080	1,946	216	388	62	109	34	2	178
Ogden	6,859	1,715	3,211	352	827	189	159	66	0	340
Parma	5,474	1,292	2,591	277	662	158	151	52	2	289
Penfield	15,040	4,613	6,841	827	1,234	306	347	136	6	730
Perinton	20,689	6,270	9,729	1,039	1,661	386	447	155	3	999
Pittsford	12,715	4,137	6,126	570	832	184	236	69	2	559
Riga	2,247	513	1,127	107	278	49	55	16	0	102
Rush	1,664	441	807	83	154	40	50	16	0	73
Sweden	3,445	1,054	1,465	167	342	103	102	41	0	171
Webster	16,622	4,823	7,609	842	1,630	363	382	115	2	856
Wheatland	1,799	511	806	79	206	50	56	11	0	80
TOWNS	193,168	61,892	83,824	9,275	16,754	4,604	4,760	1,546	45	10,468
GRAND TOTAL:	233,273	84,414	91,625	10,824	18,270	6,047	6,215	1,872	67	13,939

COMPROLLER
DETAIL

LEGISLATIVE DISTRICT OR TOWN	ELECTION DISTRICT	TOTAL VOTERS	THOMAS P. DINAPOLI	HARRY WILSON	HARRY WILSON	HARRY WILSON	THOMAS P. DINAPOLI	JULIA A. WILLEBRAND	JOHN GAETANI	SCATTER	BLANK AND VOID
			DEM	REP	IND	CON	WOR	GRN	LBT		
Leg. Dist. 06											
	1	388	128	142	24	30	14	15	4	0	31
	2	175	82	46	9	15	3	7	0	0	13
	3	229	91	78	8	25	2	7	1	0	17
	4	274	107	87	15	23	15	11	4	0	12
	5	260	93	95	8	25	5	9	2	0	23
	6	240	87	92	15	14	6	10	3	1	12
		1,566	588	540	79	132	45	59	14	1	108
Leg. Dist. 06											
Leg. Dist. 07											
	1	388	134	142	24	35	15	9	2	0	27
	2	240	103	62	10	15	8	9	2	0	31
	3	222	88	67	13	16	12	9	2	0	15
		850	325	271	47	66	35	27	6	0	73
Leg. Dist. 07											
Leg. Dist. 21											
	1	280	118	79	16	13	21	15	5	0	13
	2	216	96	74	8	13	3	7	2	0	13
	3	137	74	23	4	9	4	3	0	0	20
	4	146	90	19	7	6	3	4	0	1	16
	5/16	306	146	66	22	19	13	13	4	0	23
	6	236	132	46	9	4	14	14	1	0	16
	7	370	196	78	15	12	16	16	3	0	34
	8	101	51	16	5	3	5	7	4	0	10
	9	244	121	63	7	13	12	8	3	0	17
	10	343	159	114	19	12	10	9	0	0	20
	11	170	116	17	0	4	3	4	0	0	26
	12	299	155	72	15	13	12	15	2	0	15
	13	138	78	11	7	7	16	14	1	0	4
	14	344	158	74	17	27	13	13	4	1	37
	15	247	144	54	11	13	4	8	0	0	13
	17/28	202	123	40	7	7	3	10	0	0	12
	18	136	87	17	2	4	1	3	3	0	19

COMPTROLLER
DETAIL

LEGISLATIVE DISTRICT OR TOWN	ELECTION DISTRICT	TOTAL VOTERS	THOMAS P. DINAPOLI	HARRY WILSON	HARRY WILSON	HARRY WILSON	THOMAS P. DINAPOLI	JULIA A. WILLEBRAND	JOHN GAETANI	SCATTER	BLANK AND VOID
			DEM	REP	IND	CON	WOR	GRN	LBT		
Leg. Dist. 21											
	19	68	47	6	1	3	2	1	0	1	7
	20	127	67	28	5	9	5	8	1	0	4
	21	201	138	22	7	7	5	2	0	0	20
	22	176	112	25	2	11	5	3	2	0	16
	23	135	90	17	5	5	2	4	0	0	12
	24	295	132	99	13	11	11	10	4	0	15
	25	172	129	16	5	3	2	5	1	0	11
	26	155	128	5	3	4	3	4	0	0	8
	27	108	67	12	1	5	6	7	0	0	10
	29	59	41	6	2	2	1	1	0	0	6
	30	8	4	0	1	1	2	0	0	0	0
	31/34	90	60	11	5	2	3	1	0	0	8
	32	10	3	2	2	1	0	2	0	0	0
	33	104	58	21	5	6	3	3	2	0	6
Leg. Dist. 21		5,623	3,120	1,133	228	249	203	214	42	3	431
Leg. Dist. 22											
	1	133	82	22	4	3	3	6	0	0	13
	2	62	50	5	0	0	0	0	0	0	7
	3	132	78	6	4	2	0	5	1	0	36
	4	57	47	2	3	1	0	0	0	0	4
	5	120	87	7	3	3	2	4	0	0	14
	6	124	95	3	1	0	3	2	0	0	20
	7	75	59	2	0	4	1	1	0	0	8
	8	142	88	21	2	8	5	7	0	0	11
	9	105	78	5	1	2	4	2	0	0	13
	10	97	74	7	0	0	2	1	0	0	13
	11	116	79	8	6	3	0	3	0	0	17
	12	88	69	4	1	1	1	2	0	0	10
	13	54	40	2	0	0	1	0	0	0	11
	14	138	94	12	5	2	5	2	2	0	16

COMPTROLLER
DETAIL

LEGISLATIVE DISTRICT OR TOWN	ELECTION DISTRICT	TOTAL VOTERS	THOMAS P. DINAPOLI	HARRY WILSON	HARRY WILSON	HARRY WILSON	THOMAS P. DINAPOLI	JULIA A. WILLEBRAND	JOHN GAETANI	SCATTER	BLANK AND VOID
			DEM	REP	IND	CON	WOR	GRN	LBT		
Leg. Dist. 22											
	15	130	100	6	2	3	3	4	2	0	10
	16	50	39	4	1	1	0	0	0	0	5
	17	64	45	7	2	2	1	1	0	0	6
	18	79	44	5	1	1	1	4	0	0	23
	19	91	71	1	1	3	1	0	0	0	14
	20	122	98	4	4	0	2	0	0	0	14
	21	89	64	3	0	1	3	5	1	0	12
	22	142	101	7	4	2	5	4	0	0	19
	23	103	78	3	1	2	1	2	0	0	16
	24	75	46	9	2	1	4	2	0	0	11
Leg. Dist. 22		2,388	1,706	155	48	45	48	57	6	0	323
Leg. Dist. 23											
	1	127	46	47	7	5	9	9	0	0	4
	2	285	141	61	13	10	11	28	0	0	21
	3	156	77	35	7	3	6	20	2	0	6
	4	360	176	97	18	24	10	12	3	0	20
	5	217	109	49	11	7	8	11	2	1	19
	6	148	73	35	11	9	5	5	0	0	10
	7	238	121	49	16	7	16	11	3	0	15
	8	232	116	60	10	10	16	7	4	0	9
	9	159	77	45	7	3	9	7	0	0	11
	10	211	101	49	9	10	11	11	1	0	19
	11	247	106	70	24	8	14	11	2	0	12
	12	323	159	91	22	10	12	10	1	0	18
	13	187	94	34	6	15	7	15	3	1	12
	14	201	100	44	8	9	11	9	3	0	17
	15	147	66	37	11	9	4	4	2	0	14
	16	201	113	40	13	6	9	10	1	1	8
	17	315	140	86	25	16	9	9	2	1	27
	18	323	151	81	27	17	8	15	3	0	21

COMPTROLLER
DETAIL

LEGISLATIVE DISTRICT OR TOWN	ELECTION DISTRICT	TOTAL VOTERS	THOMAS P. DINAPOLI	HARRY WILSON	HARRY WILSON	HARRY WILSON	THOMAS P. DINAPOLI	JULIA A. WILLEBRAND	JOHN GAETANI	SCATTER	BLANK AND VOID
			DEM	REP	IND	CON	WOR	GRN	LBT		
Leg. Dist. 23											
	19	249	107	85	12	9	11	6	2	0	17
	20	311	140	90	19	12	12	15	2	0	21
	21	266	107	96	16	12	15	7	1	0	12
	22	211	88	68	14	8	10	8	2	0	13
	23	121	64	31	4	3	3	6	4	0	6
	24	274	139	80	12	4	10	8	1	0	20
	25	394	192	102	24	21	20	11	3	2	19
	26	439	200	138	21	13	12	23	3	0	29
	27	213	90	55	15	20	6	12	3	0	12
Leg. Dist. 23		6,555	3,093	1,755	382	280	274	300	53	6	412
Leg. Dist. 24											
	1	342	168	76	17	16	41	7	3	0	14
	2	278	137	63	12	8	28	20	1	0	9
	3	270	152	57	19	4	18	13	2	0	5
	4	287	151	51	13	9	21	19	8	0	15
	5	271	128	72	19	11	9	11	2	0	19
	6	187	90	50	7	7	12	8	3	0	10
	7	167	74	53	8	3	6	5	5	0	13
	8	242	113	65	13	7	15	11	5	0	13
	9	189	90	51	4	14	6	9	3	0	12
	10	283	139	49	19	4	27	20	5	0	20
	11	112	60	28	4	2	0	4	3	0	11
	12	72	43	20	0	2	1	3	0	0	3
	13	253	135	41	10	9	27	16	3	0	12
	14	277	139	50	13	9	17	23	7	0	19
	15	339	156	70	20	11	13	22	3	1	43
	16	239	103	61	14	6	19	15	4	0	17
	17	103	55	24	2	3	3	9	0	0	7
Leg. Dist. 24		3,911	1,933	881	194	125	263	215	57	1	242

COMPROLLER
DETAIL

LEGISLATIVE DISTRICT OR TOWN	ELECTION DISTRICT	TOTAL VOTERS	THOMAS P. DINAPOLI	HARRY WILSON	HARRY WILSON	HARRY WILSON	THOMAS P. DINAPOLI	JULIA A. WILLEBRAND	JOHN GAETANI	SCATTER	BLANK AND VOID
			DEM	REP	IND	CON	WOR	GRN	LBT		
Leg. Dist. 25											
	1	253	140	56	14	9	12	6	2	0	14
	2	184	129	9	3	4	5	10	1	0	23
	3	269	182	16	5	5	5	5	2	1	48
	4	32	22	3	2	0	0	1	1	0	3
	5	213	137	29	6	3	3	5	1	0	29
	6	204	120	20	9	2	14	9	2	0	28
	7	197	145	6	6	2	4	4	0	0	30
	8	225	173	8	4	2	4	5	2	0	27
	9	136	107	9	1	2	1	2	0	0	14
	10	171	124	9	3	1	2	5	1	0	26
	11	135	105	5	1	0	4	1	0	0	19
	12	298	149	50	14	9	18	37	5	1	15
	13	186	139	2	1	1	6	8	0	0	29
	14/24	314	173	61	19	5	15	17	4	0	20
	15	134	103	1	0	0	4	0	2	0	24
	16	28	11	4	3	1	2	2	0	0	5
	17	100	63	3	3	0	2	2	0	0	27
	18	280	133	63	15	11	6	15	2	0	35
	19/21	98	49	31	3	3	2	2	0	0	8
	20/25	281	170	49	4	9	6	9	5	0	29
	22	156	100	23	5	4	7	5	1	0	11
	23	36	26	5	0	0	1	1	1	0	2
Leg. Dist. 25		3,930	2,500	462	121	73	123	151	32	2	466
Leg. Dist. 26											
	1/13	161	96	27	2	11	11	6	0	0	8
	2	79	41	18	2	3	5	3	1	0	6
	3	153	58	46	11	15	4	9	1	0	9
	4	224	87	76	8	24	9	5	1	0	14
	5	165	73	46	7	12	4	6	4	0	13
	7	185	99	55	6	13	1	4	0	0	7

COMPTROLLER
DETAIL

LEGISLATIVE DISTRICT OR TOWN	ELECTION DISTRICT	TOTAL VOTERS	THOMAS P. DINAPOLI	HARRY WILSON	HARRY WILSON	HARRY WILSON	THOMAS P. DINAPOLI	JULIA A. WILLEBRAND	JOHN GAETANI	SCATTER	BLANK AND VOID
			DEM	REP	IND	CON	WOR	GRN	LBT		
Leg. Dist. 26											
	8	203	116	44	8	7	5	5	3	0	15
	9	235	113	66	12	18	4	7	4	0	11
	10	197	112	42	8	8	8	6	1	0	12
	11	217	103	64	13	7	13	3	0	0	14
	12	295	159	69	7	13	14	6	2	0	25
	14	184	89	42	6	12	5	9	6	0	15
	15	208	102	52	8	12	6	9	4	0	15
	16	251	136	57	9	12	7	9	5	0	16
	17	3	0	2	0	1	0	0	0	0	0
		<u>2,760</u>	<u>1,384</u>	<u>706</u>	<u>107</u>	<u>168</u>	<u>96</u>	<u>87</u>	<u>32</u>	<u>0</u>	<u>180</u>
Leg. Dist. 26											
Leg. Dist. 27											
	1	283	189	33	7	12	10	6	2	1	23
	2	282	171	47	5	18	10	7	5	0	19
	3	235	133	41	7	9	12	8	0	0	25
	4	296	198	31	6	11	10	10	1	1	28
	5	281	184	31	9	2	12	12	1	0	30
	6	220	151	27	4	4	5	2	0	0	27
	7	264	160	45	7	6	11	13	1	0	21
	8	219	155	20	7	2	6	4	1	0	24
	9	285	198	29	4	2	15	9	1	0	27
	10	244	139	49	11	7	5	8	2	0	23
	11	264	170	44	10	10	4	2	1	0	23
	12	217	140	27	5	2	8	7	1	0	27
	13	220	156	16	4	3	7	3	2	1	28
	14	190	135	26	2	1	0	6	1	0	19
	15	209	140	17	4	4	5	3	2	0	34
	16	269	192	21	8	4	8	5	0	0	31
	17	121	88	17	0	7	1	2	0	0	6
	18	174	125	8	7	2	5	6	1	0	20
	19	242	178	22	3	2	8	4	1	0	24

COMPTROLLER
DETAIL

LEGISLATIVE DISTRICT OR TOWN	ELECTION DISTRICT	TOTAL VOTERS	THOMAS P. DINAPOLI	HARRY WILSON	HARRY WILSON	HARRY WILSON	THOMAS P. DINAPOLI	JULIA A. WILLEBRAND	JOHN GAETANI	SCATTER	BLANK AND VOID
			DEM	REP	IND	CON	WOR	GRN	LBT		
Leg. Dist. 27											
	20	131	106	3	1	0	1	1	0	0	19
	21	125	95	9	4	3	3	3	1	0	7
	22	298	222	24	2	1	5	6	1	1	36
	23	145	101	8	3	1	4	6	1	0	21
	27	205	119	41	3	9	5	7	2	0	19
	28	155	102	21	3	0	5	2	0	0	22
		<u>5,574</u>	<u>3,747</u>	<u>657</u>	<u>126</u>	<u>122</u>	<u>165</u>	<u>142</u>	<u>28</u>	<u>4</u>	<u>583</u>
Leg. Dist. 27											
Leg. Dist. 28											
	1	165	100	28	7	12	5	2	1	0	10
	2	170	91	43	6	11	3	4	0	0	12
	3	92	61	12	4	0	4	1	0	0	10
	4	213	125	45	7	5	5	3	0	0	23
	5	123	56	42	6	7	1	1	1	0	9
	6	142	79	29	3	8	7	2	3	0	11
	7	263	159	47	6	10	13	9	2	0	17
	8	190	122	20	8	4	5	1	2	0	28
	9	108	60	21	3	3	6	5	1	0	9
	10	91	38	21	3	9	4	7	2	0	7
	11	164	93	29	1	11	5	7	2	0	16
	12	85	63	11	3	1	1	2	0	0	4
	13/25	132	76	27	3	7	1	9	0	0	9
	14	143	73	28	6	9	5	8	1	0	13
	15	69	40	10	5	1	1	2	0	0	10
	16	151	80	35	5	5	2	7	1	0	16
	17	59	37	5	2	5	2	2	1	0	5
	18/19	210	109	51	5	8	8	7	5	1	16

COMPTROLLER
DETAIL

LEGISLATIVE DISTRICT OR TOWN	ELECTION DISTRICT	TOTAL VOTERS	THOMAS P. DINAPOLI	HARRY WILSON	HARRY WILSON	HARRY WILSON	THOMAS P. DINAPOLI	JULIA A. WILLEBRAND	JOHN GAETANI	SCATTER	BLANK AND VOID
			DEM	REP	IND	CON	WOR	GRN	LBT		
Leg. Dist. 28											
	21	164	80	41	6	10	10	2	1	0	14
	22	73	48	10	1	1	3	3	1	0	6
	23	200	116	40	8	10	9	4	0	0	13
	24	29	20	2	0	0	0	2	0	0	5
Leg. Dist. 28		3,036	1,726	597	98	137	100	90	24	1	263
Leg. Dist. 29											
	1	28	16	5	1	2	1	0	1	0	2
	2	53	34	3	3	0	3	1	0	0	9
	3	148	104	20	3	5	1	2	0	0	13
	4	212	111	49	10	7	10	5	2	0	18
	5	189	108	48	4	8	4	5	0	0	12
	6	150	80	34	7	10	2	3	0	0	14
	7	18	13	0	0	0	0	1	0	0	4
	8	191	121	36	4	5	1	6	3	0	15
	9	169	109	26	6	1	6	4	3	0	14
	10	166	108	18	5	7	2	2	2	1	21
	11	148	81	39	5	4	2	5	3	0	9
	12	165	101	29	5	7	5	4	0	0	14
	13	127	89	12	3	2	6	0	0	0	15
	14	176	119	25	5	6	4	3	1	0	13
	15	129	80	16	3	2	3	6	2	1	16
	16	80	57	8	2	1	1	2	0	0	9
	17	2	0	0	0	0	0	0	0	0	2
	18	227	93	65	10	17	8	9	2	0	23
	19	159	95	26	5	3	7	4	1	0	18
	20	219	160	20	2	1	6	12	1	0	17
	21	239	136	46	6	11	7	12	4	1	16
	22	128	89	9	2	1	2	3	0	0	22
	23	169	114	17	3	3	0	3	0	1	28
	24	212	135	34	6	8	6	6	2	0	15

COMPTROLLER
DETAIL

LEGISLATIVE DISTRICT OR TOWN	ELECTION DISTRICT	TOTAL VOTERS	THOMAS P. DINAPOLI	HARRY WILSON	HARRY WILSON	HARRY WILSON	THOMAS P. DINAPOLI	JULIA A. WILLEBRAND	JOHN GAETANI	SCATTER	BLANK AND VOID
			DEM	REP	IND	CON	WOR	GRN	LBT		
Leg. Dist. 29											
	25	221	115	46	12	4	1	11	3	0	29
	26	112	76	9	4	2	1	3	0	0	17
	27	75	56	4	3	2	2	1	2	0	5
		<u>3,912</u>	<u>2,400</u>	<u>644</u>	<u>119</u>	<u>119</u>	<u>91</u>	<u>113</u>	<u>32</u>	<u>4</u>	<u>390</u>
CITY		40,105	22,522	7,801	1,549	1,516	1,443	1,455	326	22	3,471
Brighton											
	1	376	169	105	19	18	21	22	4	0	18
	2	257	90	101	7	13	8	23	2	0	13
	3	287	118	94	13	15	11	8	2	0	26
	4	316	176	74	11	10	11	10	3	0	21
	5	340	180	94	14	11	14	12	1	0	14
	6	444	198	158	21	18	13	8	5	0	23
	7	238	98	77	14	16	10	9	6	0	8
	8	356	111	185	18	15	2	4	4	0	17
	9	335	144	109	17	24	16	10	2	0	13
	10	375	164	139	13	21	4	12	1	0	21
	11	399	148	158	22	30	11	7	3	0	20
	12	447	203	141	21	21	14	6	10	1	30
	13	269	103	97	29	12	7	10	2	0	9
	14	196	95	66	6	1	7	8	4	0	9
	15	277	115	92	22	18	11	9	3	0	7
	16	236	55	136	15	14	4	4	0	0	8
	17	134	91	24	4	1	1	2	1	0	10
	18	320	175	83	22	8	11	7	4	0	10
	19	220	116	64	13	14	6	3	0	0	4
	20	218	105	64	7	7	6	5	4	0	20
	21	274	123	86	17	14	15	8	6	0	5
	22	345	155	137	9	13	7	2	4	0	18
	23	277	119	97	14	21	10	5	0	0	11
	24	385	153	168	13	13	3	7	1	0	27

COMPTROLLER
DETAIL

LEGISLATIVE DISTRICT OR TOWN	ELECTION DISTRICT	TOTAL VOTERS	THOMAS P. DINAPOLI	HARRY WILSON	HARRY WILSON	HARRY WILSON	THOMAS P. DINAPOLI	JULIA A. WILLEBRAND	JOHN GAETANI	SCATTER	BLANK AND VOID
			DEM	REP	IND	CON	WOR	GRN	LBT		
Brighton	25	266	128	75	16	9	9	9	2	0	18
	26	247	93	84	13	14	10	11	2	0	20
	27	270	133	81	8	10	13	5	0	0	20
	28	396	170	147	29	14	8	8	2	0	18
	29	275	89	128	22	11	5	4	1	0	15
	30	507	221	178	22	16	12	13	7	0	38
	31	283	125	97	15	6	9	11	0	0	20
	32	374	153	137	19	12	12	11	4	0	26
	33	365	166	129	15	15	10	10	2	1	17
	34	311	117	108	21	29	11	10	2	1	12
	35	282	139	92	13	7	9	8	3	0	11
	36	163	74	43	8	10	6	4	2	0	16
	37	326	175	81	14	12	9	12	3	0	20
	38	352	156	125	13	15	13	7	4	0	19
	39	273	103	96	26	22	8	2	4	0	12
	40	482	226	168	16	9	15	10	3	0	35
	41	315	158	98	17	5	6	10	2	1	18
	42	103	45	35	3	7	4	2	0	0	7
	43	289	124	110	11	13	4	7	3	0	17
	44	106	44	38	4	2	2	7	1	0	8
	45	181	74	65	11	9	6	6	1	0	9
	46	171	91	50	6	7	2	2	1	0	12
Brighton		13,658	6,008	4,714	683	602	406	370	121	4	750
Chili	1	262	74	127	15	23	3	7	1	0	12
	2	395	97	186	14	49	12	9	8	0	20
	3	412	119	189	9	38	8	20	6	1	22
	4	231	63	111	9	33	0	3	1	0	11
	5	295	74	145	16	25	6	9	2	0	18
	6	324	87	150	12	33	8	11	2	0	21

COMPTROLLER
DETAIL

LEGISLATIVE DISTRICT OR TOWN	ELECTION DISTRICT	TOTAL VOTERS	THOMAS P. DINAPOLI DEM	HARRY WILSON REP	HARRY WILSON IND	HARRY WILSON CON	THOMAS P. DINAPOLI WOR	JULIA A. WILLEBRAND GRN	JOHN GAETANI LBT	SCATTER	BLANK AND VOID
Chili											
	7	160	60	60	5	14	6	4	2	0	9
	8	317	79	152	13	44	12	6	3	0	8
	9	307	98	134	19	24	10	8	2	0	12
	10	229	46	110	10	30	6	6	7	1	13
	11	273	88	120	8	23	13	3	0	0	18
	12	323	111	146	8	29	5	5	0	0	19
	13	450	127	215	15	44	12	18	4	0	15
	14	338	77	170	26	44	3	6	3	0	9
	15	292	73	133	14	34	7	7	4	0	20
	16	429	124	194	13	48	7	12	5	0	26
	17	728	184	356	31	89	14	14	5	0	35
	18	322	90	143	14	29	9	12	2	0	23
	19	322	101	149	12	23	9	9	4	0	15
	20	444	158	173	16	40	14	11	6	0	26
	21	234	77	106	6	20	7	3	3	0	12
	22	238	93	70	14	19	13	7	7	0	15
	23	259	78	122	11	25	5	9	1	0	8
	24	703	222	297	40	60	17	18	9	0	40
	25	228	104	72	8	16	7	9	1	0	11
	26	397	104	164	18	54	9	15	2	0	31
	27	310	86	122	16	41	8	12	1	0	24
	28	261	93	93	13	23	4	6	6	0	23
	29	228	69	102	11	24	6	6	0	0	10
	30	153	45	60	7	25	3	6	1	0	6
	31	14	5	5	1	1	0	0	0	0	2
	32	266	59	140	13	24	4	9	1	0	16
	33	305	103	141	10	24	6	8	0	0	13
Chili		10,449	3,068	4,657	447	1,072	253	288	99	2	563

COMPTROLLER
DETAIL

LEGISLATIVE DISTRICT OR TOWN	ELECTION DISTRICT	TOTAL VOTERS	THOMAS P. DINAPOLI DEM	HARRY WILSON REP	HARRY WILSON IND	HARRY WILSON CON	THOMAS P. DINAPOLI WOR	JULIA A. WILLEBRAND GRN	JOHN GAETANI LBT	SCATTER	BLANK AND VOID
Clarkson											
	1	396	95	187	18	51	19	9	1	0	16
	2	293	75	141	10	33	5	7	3	0	19
	3	364	112	156	15	38	9	10	0	0	24
	4	477	126	243	16	53	5	10	5	0	19
	5	306	77	130	17	48	7	15	0	0	12
	6	264	71	113	9	31	13	9	2	0	16
Clarkson		2,100	556	970	85	254	58	60	11	0	106
East Rochester											
	1	347	136	115	23	18	8	13	3	0	31
	2	274	96	98	11	16	9	11	3	0	30
	3	320	109	124	15	16	11	16	2	0	27
	4	263	105	86	8	17	10	5	6	0	26
	5	241	83	98	10	12	6	7	2	1	22
	6	281	100	113	13	17	7	9	4	0	18
	7	266	92	93	11	25	7	12	3	0	23
East Rochester Gates		1,992	721	727	91	121	58	73	23	1	177
	1	197	66	78	10	25	5	4	3	0	6
	2	257	107	88	14	11	3	11	0	0	23
	3	222	96	68	10	18	3	6	3	0	18
	4	269	120	95	6	22	4	3	1	0	18
	5	357	121	161	18	17	8	12	1	0	19
	6	267	119	97	13	10	6	4	3	0	15
	7	476	149	192	33	44	15	17	5	0	21
	8	212	84	90	5	9	8	0	1	0	15
	9	304	126	112	13	15	13	4	0	0	21
	10	168	59	70	5	14	2	3	1	0	14
	11	214	77	84	10	13	10	9	2	0	9
	12	187	77	67	7	11	6	9	2	0	8

COMPTROLLER
DETAIL

LEGISLATIVE DISTRICT OR TOWN	ELECTION DISTRICT	TOTAL VOTERS	THOMAS P. DINAPOLI	HARRY WILSON	HARRY WILSON	HARRY WILSON	THOMAS P. DINAPOLI	JULIA A. WILLEBRAND	JOHN GAETANI	SCATTER	BLANK AND VOID
			DEM	REP	IND	CON	WOR	GRN	LBT		
Gates											
	13	266	109	87	16	20	10	6	1	0	17
	14	218	86	83	8	8	9	4	3	0	17
	15	401	159	145	12	32	5	3	2	0	43
	16	218	86	81	6	16	8	4	3	0	14
	17	256	93	93	14	18	9	9	5	0	15
	18	307	100	127	14	29	10	4	1	0	22
	19	269	80	115	9	23	11	10	3	0	18
	20	259	109	89	8	8	9	12	3	0	21
	21	254	110	81	10	19	6	4	2	0	22
	22	230	76	102	10	21	2	5	4	0	10
	23	263	78	114	8	26	2	8	5	0	22
	24	276	96	119	6	22	5	6	3	0	19
	25	230	75	103	7	21	4	6	1	0	13
	26	319	112	128	17	28	7	12	0	0	15
	27	313	146	89	2	27	7	13	2	0	27
	28	207	86	83	8	6	8	7	1	0	8
	29	246	99	79	10	21	6	12	3	0	16
	30	183	79	54	9	14	11	2	1	0	13
	31	209	79	84	6	18	5	3	0	0	14
	32	320	105	132	15	28	13	14	0	0	13
	33	124	65	31	3	6	8	5	1	0	5
	34	245	99	90	9	23	2	6	0	1	15
	35	183	69	70	6	15	6	3	0	0	14
Gates		8,926	3,397	3,381	357	658	246	240	66	1	580
Greece											
	1	273	65	128	15	27	6	8	3	1	20
	2	322	58	167	16	42	10	9	4	0	16
	3	261	84	118	6	23	4	10	1	0	15
	4	241	73	101	7	31	4	5	2	0	18
	5	222	85	76	19	12	12	4	1	0	13

COMPTROLLER
DETAIL

LEGISLATIVE DISTRICT OR TOWN	ELECTION DISTRICT	TOTAL VOTERS	THOMAS P. DINAPOLI DEM	HARRY WILSON REP	HARRY WILSON IND	HARRY WILSON CON	THOMAS P. DINAPOLI WOR	JULIA A. WILLEBRAND GRN	JOHN GAETANI LBT	SCATTER	BLANK AND VOID
Greece											
	6	197	61	72	6	25	6	9	5	0	13
	7	282	102	103	15	27	8	9	2	0	16
	8	255	90	95	15	22	8	3	1	0	21
	9	228	83	90	12	19	4	12	1	0	7
	10	229	79	87	11	23	9	5	0	0	15
	11	119	45	35	8	8	3	8	1	0	11
	12	150	59	45	7	15	10	7	0	0	7
	13	241	74	109	3	32	2	6	0	0	15
	14	218	76	94	10	14	5	6	1	0	12
	15	245	61	119	11	28	1	3	0	1	21
	16	190	55	76	12	24	3	7	0	0	13
	17	360	88	179	18	37	5	11	2	0	20
	18	324	91	164	10	27	11	4	1	0	16
	19	228	84	85	8	15	11	8	1	0	16
	20	236	73	72	10	40	9	12	1	0	19
	21	231	69	92	15	30	6	6	3	0	10
	22	212	75	93	9	11	6	6	2	0	10
	23	424	153	155	16	35	10	9	4	0	42
	24	415	113	200	22	41	3	5	1	0	30
	25	268	79	95	20	24	15	11	4	0	20
	26	250	84	98	13	26	6	11	1	0	11
	27	358	109	162	18	29	6	8	4	0	22
	28	342	93	141	15	46	12	9	6	1	19
	29	318	106	136	17	32	7	8	2	0	10
	30	207	74	78	7	21	4	9	1	0	13
	31	232	77	96	10	28	1	7	3	0	10
	32	265	87	87	19	31	8	3	1	0	29
	33	345	101	156	14	39	9	2	1	0	23
	34	310	84	147	9	42	4	7	4	0	13
	35	317	92	123	11	39	10	5	2	0	35
	36	355	127	152	15	17	8	7	5	0	24

COMPROLLER
DETAIL

LEGISLATIVE DISTRICT OR TOWN	ELECTION DISTRICT	TOTAL VOTERS	THOMAS P. DINAPOLI DEM	HARRY WILSON REP	HARRY WILSON IND	HARRY WILSON CON	THOMAS P. DINAPOLI WOR	JULIA A. WILLEBRAND GRN	JOHN GAETANI LBT	SCATTER	BLANK AND VOID
Greece											
	37	209	64	87	8	28	3	4	3	0	12
	38	340	95	144	18	40	14	7	1	0	21
	39	192	49	94	11	19	3	1	1	1	13
	40	223	81	89	10	14	4	10	1	0	14
	41	282	89	122	7	29	12	8	2	0	13
	42	263	90	108	12	18	9	6	0	0	20
	43	266	61	112	20	44	6	8	2	0	13
	44	414	114	220	14	30	4	8	2	0	22
	45	405	103	212	15	34	11	8	6	0	16
	46	171	52	63	12	16	6	5	1	0	16
	47	297	103	118	10	39	11	4	2	0	10
	48	223	64	82	10	25	4	9	1	0	28
	49	240	66	113	12	21	8	4	0	0	16
	50	291	91	117	11	36	10	6	2	0	18
	51	191	59	88	6	15	4	7	1	0	11
	52	355	102	164	9	42	8	9	2	0	19
	53	235	105	76	7	22	5	2	0	1	17
	54	337	87	148	19	41	13	7	2	0	20
	55	245	77	106	10	29	5	4	0	1	13
	56	359	109	151	15	44	12	9	3	0	16
	57	299	92	125	13	30	4	5	1	0	29
	58	374	123	163	16	34	8	7	3	0	20
	59	171	78	58	1	9	2	8	0	0	15
	60	228	67	92	14	24	10	5	3	1	12
	61	291	101	100	6	28	5	11	2	0	38
	62	326	121	122	23	23	10	6	1	0	20
	63	317	98	111	21	47	8	13	6	0	13
	64	235	71	97	11	22	5	11	4	0	14
	65	256	81	111	12	10	3	5	1	0	33
	66	167	70	52	5	20	7	3	2	0	8
	67	262	73	116	9	29	8	6	3	0	18

COMPTROLLER
DETAIL

LEGISLATIVE DISTRICT OR TOWN	ELECTION DISTRICT	TOTAL VOTERS	THOMAS P. DINAPOLI DEM	HARRY WILSON REP	HARRY WILSON IND	HARRY WILSON CON	THOMAS P. DINAPOLI WOR	JULIA A. WILLEBRAND GRN	JOHN GAETANI LBT	SCATTER	BLANK AND VOID
Greece											
	68	359	106	143	19	50	4	6	1	0	30
	69	202	54	101	11	16	1	7	4	0	8
	70	605	163	279	32	69	12	18	4	0	28
	71	358	111	155	26	31	9	8	2	0	16
	72	356	82	180	24	39	8	6	2	0	15
	73	166	58	58	8	22	3	5	0	0	12
	74	251	109	80	15	14	5	11	2	0	15
	75	228	76	99	11	17	1	7	3	0	14
	76	238	60	124	8	19	6	7	0	0	14
	77	346	118	149	16	24	9	6	0	0	24
	78	206	58	96	11	15	3	7	3	0	13
	79	460	119	225	17	48	16	7	4	1	23
	80	392	109	183	10	34	13	13	5	0	25
	81	193	55	106	5	12	4	3	0	0	8
	82	235	105	67	8	13	7	7	5	0	23
	83	189	63	86	4	13	2	5	1	0	15
	84	347	106	146	14	36	16	4	1	0	24
	85	383	112	164	13	39	11	15	3	0	26
	86	436	127	205	24	48	4	5	0	1	22
	87	283	86	127	8	31	6	7	5	0	13
	88	287	79	145	11	31	6	3	0	0	12
	89	250	70	107	8	24	8	8	1	0	24
	90	323	95	138	18	44	4	7	1	1	15
	91	558	147	269	23	60	11	13	5	0	30
	92	417	155	159	18	42	11	7	6	0	19
	93	417	173	156	17	29	12	2	0	0	28
	94	294	86	119	18	35	6	13	4	0	13
	95	213	80	92	8	9	5	5	4	0	10
	96	388	130	160	10	45	7	7	3	0	26
	97	551	143	267	29	57	8	7	1	0	39
	98	393	121	143	16	45	19	21	4	0	24

COMPTROLLER
DETAIL

LEGISLATIVE DISTRICT OR TOWN	ELECTION DISTRICT	TOTAL VOTERS	THOMAS P. DINAPOLI	HARRY WILSON	HARRY WILSON	HARRY WILSON	THOMAS P. DINAPOLI	JULIA A. WILLEBRAND	JOHN GAETANI	SCATTER	BLANK AND VOID
			DEM	REP	IND	CON	WOR	GRN	LBT		
Greece											
	99	336	70	171	15	43	4	8	4	0	21
	100	419	129	184	25	38	5	13	3	0	22
	101	222	65	105	5	21	7	5	2	0	12
	102	407	115	182	18	51	9	13	1	0	18
	103	355	104	156	20	51	4	6	2	0	12
	104	365	132	141	26	31	5	9	3	0	18
	105	235	69	119	6	17	14	3	0	0	7
	106	264	78	123	7	27	7	5	2	0	15
	107	211	56	101	12	23	3	5	1	0	10
	108	183	64	76	4	19	4	2	0	0	14
	109	377	137	140	14	31	9	11	3	0	32
Greece		31,832	9,820	13,613	1,428	3,207	776	792	224	10	1,962
Hamlin											
	1	270	82	102	16	26	10	9	9	0	16
	2	361	52	218	23	29	10	11	6	0	12
	3	236	52	109	14	34	7	5	5	0	10
	4	232	42	127	10	31	6	8	1	1	6
	5	253	59	125	14	30	4	5	4	0	12
	6	192	52	89	10	20	4	9	2	0	6
	7	422	94	230	13	41	14	7	3	0	20
	8	192	40	92	10	23	5	6	5	0	11
	9	194	43	102	9	20	6	6	2	0	6
	10	360	71	191	14	41	11	12	5	0	15
	11	66	22	28	0	10	3	1	1	0	1
Hamlin		2,778	609	1,413	133	305	80	79	43	1	115
Henrietta											
	1	394	115	180	14	36	9	10	2	0	28
	2	256	79	100	15	36	12	3	2	0	9
	3	164	68	60	9	6	7	3	0	0	11
	4	338	157	112	15	26	7	8	1	0	12

COMPTROLLER
DETAIL

LEGISLATIVE DISTRICT OR TOWN	ELECTION DISTRICT	TOTAL VOTERS	THOMAS P. DINAPOLI	HARRY WILSON	HARRY WILSON	HARRY WILSON	THOMAS P. DINAPOLI	JULIA A. WILLEBRAND	JOHN GAETANI	SCATTER	BLANK AND VOID
			DEM	REP	IND	CON	WOR	GRN	LBT		
Henrietta											
	5	306	103	130	13	24	10	9	0	0	17
	6	298	103	118	10	26	14	4	4	0	19
	7	282	102	102	19	26	9	8	1	0	15
	8	310	105	140	13	14	10	10	5	0	13
	9	259	109	78	7	27	7	4	3	0	24
	10	292	103	124	14	20	8	9	3	0	11
	11	282	140	78	9	22	3	8	5	0	17
	12	290	93	129	23	19	3	8	3	0	12
	13	354	120	134	19	36	13	5	6	0	21
	14	241	83	97	9	17	7	6	4	0	18
	15	303	103	116	15	26	11	12	5	0	15
	16	209	74	92	8	12	10	4	2	0	7
	17	357	132	135	11	36	13	11	3	0	16
	18	343	135	120	20	22	9	10	3	1	23
	19	272	95	122	12	22	4	5	3	0	9
	20	391	108	179	20	36	13	3	10	0	22
	21	240	95	96	7	12	10	5	3	0	12
	22	449	167	188	27	28	9	8	2	0	20
	23	233	75	95	10	18	9	6	1	0	19
	24	332	121	121	15	27	15	7	7	0	19
	25	305	87	137	14	33	4	9	1	0	20
	26	560	211	198	32	66	10	6	4	1	32
	27	478	143	217	29	51	5	4	2	0	27
	28	378	124	164	18	25	7	14	2	0	24
	29	592	248	206	21	51	12	12	8	0	34
	30	580	230	210	19	54	18	15	3	1	30

COMPROLLER
DETAIL

LEGISLATIVE DISTRICT OR TOWN	ELECTION DISTRICT	TOTAL VOTERS	THOMAS P. DINAPOLI	HARRY WILSON	HARRY WILSON	HARRY WILSON	THOMAS P. DINAPOLI	JULIA A. WILLEBRAND	JOHN GAETANI	SCATTER	BLANK AND VOID
			DEM	REP	IND	CON	WOR	GRN	LBT		
Henrietta											
	31	181	75	60	6	15	2	6	3	0	14
	32	453	169	204	16	27	12	4	2	0	19
	33	239	75	106	12	18	9	6	1	0	12
	34	172	62	63	5	12	6	7	1	0	16
	35	378	126	169	15	36	9	8	4	0	11
		11,511	4,135	4,580	521	962	316	257	109	3	628
Henrietta											
Irondequoit											
	1	313	122	115	15	25	3	9	3	0	21
	2	211	75	96	11	14	3	3	0	0	9
	3	319	133	109	20	20	13	7	1	0	16
	4	281	81	114	22	30	9	7	1	0	17
	5	254	117	81	6	19	10	7	1	0	13
	6	481	177	200	26	28	15	11	3	0	21
	7	430	149	181	20	37	12	10	3	1	17
	8	299	91	131	14	25	7	9	2	0	20
	9	310	113	120	22	21	11	2	0	0	21
	10	340	104	165	28	22	3	5	2	0	11
	11	179	75	62	9	14	5	4	1	0	9
	12	239	88	80	16	18	11	3	2	0	21
	13	420	162	163	20	33	9	16	3	1	13
	14	391	127	153	16	33	19	12	3	0	28
	15	392	111	189	22	35	12	5	3	0	15
	16	372	153	142	12	24	9	2	10	0	20
	17	196	65	83	9	15	1	6	2	0	15
	18	302	103	127	12	16	11	12	3	0	18
	19	331	160	75	20	23	12	16	4	0	21
	20	281	91	143	16	10	4	3	2	0	12
	21	311	116	106	23	31	14	7	4	0	10
	22	350	123	140	11	31	8	10	2	0	25
	23	292	122	114	20	7	7	9	2	0	11

COMPROLLER
DETAIL

LEGISLATIVE DISTRICT OR TOWN	ELECTION DISTRICT	TOTAL VOTERS	THOMAS P. DINAPOLI	HARRY WILSON	HARRY WILSON	HARRY WILSON	THOMAS P. DINAPOLI	JULIA A. WILLEBRAND	JOHN GAETANI	SCATTER	BLANK AND VOID
			DEM	REP	IND	CON	WOR	GRN	LBT		
Irondequoit	24	270	84	109	11	29	10	8	2	0	17
	25	284	116	95	17	20	10	8	4	0	14
	26	213	98	68	7	11	2	7	0	0	20
	27	193	55	78	15	16	7	8	0	0	14
	28	234	72	111	16	9	6	6	2	0	12
	29	232	96	71	16	11	7	9	2	0	20
	30	277	84	115	20	22	10	14	0	0	12
	31	306	126	108	20	18	6	12	3	0	13
	32	291	102	113	20	18	6	8	3	0	21
	33	224	67	88	19	17	11	11	1	0	10
	34	445	126	225	28	31	9	9	3	0	14
	35	198	81	70	13	10	7	6	3	0	8
	36	154	71	48	7	7	2	4	0	0	15
	37	259	100	102	15	17	6	6	1	0	12
	38	183	92	53	9	8	3	5	1	0	12
	39	142	51	55	2	1	1	2	0	0	30
	40	191	68	84	4	9	8	1	2	0	15
	41	294	123	97	15	15	13	5	4	0	22
	42	325	80	141	19	33	14	6	6	0	26
	43	222	90	69	14	19	5	8	2	0	15
	44	556	208	239	22	32	10	11	1	0	33
	45	241	93	90	11	13	3	8	1	1	21
	46	298	91	124	11	26	6	11	3	0	26
	47	110	29	54	1	8	3	4	0	1	10
	48	297	113	114	19	25	5	8	2	0	11
	49	277	88	114	9	28	5	8	3	0	22
	50	189	74	70	7	4	6	7	1	0	20
	51	398	137	170	15	34	6	6	3	1	26
	52	323	146	98	13	13	6	14	6	0	27
	53	254	94	97	4	18	12	9	0	0	20
	54	95	52	24	4	5	1	3	0	0	6

COMPTROLLER
DETAIL

LEGISLATIVE DISTRICT OR TOWN	ELECTION DISTRICT	TOTAL VOTERS	THOMAS P. DINAPOLI	HARRY WILSON	HARRY WILSON	HARRY WILSON	THOMAS P. DINAPOLI	JULIA A. WILLEBRAND	JOHN GAETANI	SCATTER	BLANK AND VOID
			DEM	REP	IND	CON	WOR	GRN	LBT		
Irondequoit											
	55	291	125	99	10	26	7	6	0	0	18
	56	263	100	103	7	18	6	8	2	0	19
	57	401	145	170	19	19	10	9	3	0	26
	58	327	112	133	16	34	7	6	2	0	17
	59	269	88	96	18	17	6	10	2	1	31
	60	303	115	107	19	28	6	8	1	0	19
	61	361	132	149	13	26	8	9	0	0	24
	62	323	94	141	18	32	11	8	2	0	17
	63	234	85	88	15	17	7	5	4	0	13
	64	169	65	61	9	16	4	1	2	0	11
	65	198	97	56	8	10	4	8	2	0	13
	66	135	76	31	2	6	0	4	0	0	16
	67	252	82	101	8	19	10	6	0	0	26
	68	260	107	100	4	20	10	3	2	0	14
	69	111	60	29	2	5	3	0	0	0	12
	70	95	37	34	4	6	5	6	1	0	2
	71/72	92	44	30	6	2	3	3	0	0	4
		19,353	7,129	7,511	971	1,359	521	507	139	6	1,210
Irondequoit											
Mendon											
	1	558	161	254	32	65	7	12	8	1	18
	2	420	133	172	25	35	6	19	2	0	28
	3	551	127	295	23	54	8	17	5	0	22
	4	405	125	176	24	28	10	14	4	1	23
	5	490	112	260	26	54	7	6	4	0	21
	6	460	124	213	26	54	11	11	3	0	18
	7	533	122	294	24	50	8	13	4	0	18
	8	196	70	88	12	13	2	5	0	0	6
	9	402	106	194	24	35	3	12	4	0	24
		4,015	1,080	1,946	216	388	62	109	34	2	178
Mendon											

COMPROLLER
DETAIL

LEGISLATIVE DISTRICT OR TOWN	ELECTION DISTRICT	TOTAL VOTERS	THOMAS P. DINAPOLI	HARRY WILSON	HARRY WILSON	HARRY WILSON	THOMAS P. DINAPOLI	JULIA A. WILLEBRAND	JOHN GAETANI	SCATTER	BLANK AND VOID
			DEM	REP	IND	CON	WOR	GRN	LBT		
Ogden	1	320	102	139	8	35	9	5	3	0	19
	2	363	73	165	21	47	15	13	4	0	25
	3	481	118	254	35	42	6	10	4	0	12
	4	313	90	133	12	43	13	7	4	0	11
	5	338	69	166	19	40	11	11	3	0	19
	6	408	122	181	20	44	8	11	2	0	20
	7	231	49	112	12	22	10	6	5	0	15
	8	329	78	175	11	31	5	5	4	0	20
	9	330	80	152	16	39	18	5	3	0	17
	10	316	84	148	14	44	8	5	2	0	11
	11	293	67	131	21	41	8	9	1	0	15
	12	388	95	178	21	40	10	14	3	0	27
	13	275	68	135	18	19	12	8	6	0	9
	14	304	78	135	20	38	11	6	1	0	15
	15	429	129	176	24	52	10	9	3	0	26
	16	237	45	140	5	32	3	3	0	0	9
	17	288	62	144	15	34	7	6	4	0	16
	18	378	106	154	19	55	11	5	6	0	22
	19	434	113	207	20	52	9	13	3	0	17
	20	404	87	186	21	77	5	8	5	0	15
Ogden		6,859	1,715	3,211	352	827	189	159	66	0	340
Parma	1	383	79	193	22	47	9	10	2	0	21
	2	440	114	197	28	53	9	14	3	0	22
	3	317	74	153	15	40	7	11	2	0	15
	4	350	78	156	19	51	9	16	5	0	16
	5	254	57	126	15	27	9	7	0	0	13
	6	162	26	86	9	24	3	2	2	0	10
	7	356	74	179	6	44	13	11	2	0	27
	8	504	129	247	24	54	16	10	1	1	22

COMPTROLLER
DETAIL

LEGISLATIVE DISTRICT OR TOWN	ELECTION DISTRICT	TOTAL VOTERS	THOMAS P. DINAPOLI	HARRY WILSON	HARRY WILSON	HARRY WILSON	THOMAS P. DINAPOLI	JULIA A. WILLEBRAND	JOHN GAETANI	SCATTER	BLANK AND VOID
			DEM	REP	IND	CON	WOR	GRN	LBT		
Parma	9	357	76	185	15	45	13	5	3	0	15
	10	366	67	192	20	48	8	10	4	0	17
	11	394	99	188	25	41	11	12	6	0	12
	12	368	116	148	20	40	8	9	7	0	20
	13	586	144	278	26	62	19	18	5	0	34
	14	274	75	104	11	43	16	5	2	0	18
	15	363	84	159	22	43	8	11	8	1	27
Parma		5,474	1,292	2,591	277	662	158	151	52	2	289
Penfield	1	136	51	45	9	19	2	1	1	0	8
	2	352	100	156	24	33	7	9	5	0	18
	3	265	66	118	13	29	6	9	5	0	19
	4	409	72	220	14	64	10	15	1	0	13
	5	374	127	162	21	24	15	3	7	1	14
	6	301	89	148	11	28	4	4	3	0	14
	7	363	95	176	20	39	7	4	2	0	20
	8	280	113	92	18	16	12	15	1	0	13
	9	454	164	178	37	40	7	10	2	0	16
	10	288	85	114	24	24	10	9	1	0	21
	11	234	68	110	10	15	8	4	4	0	15
	12	399	119	185	22	33	8	12	1	0	19
	13	406	142	162	24	36	7	8	4	0	23
	14	444	126	211	26	46	5	10	6	0	14
	15	488	147	226	31	38	6	8	4	1	27
	16	188	56	84	9	11	5	6	3	0	14
	17	372	108	169	24	26	11	8	1	0	25
	18	260	80	123	13	22	3	10	2	0	7
	19	506	173	242	23	40	8	9	1	0	10
	20	428	121	207	20	37	6	10	5	0	22
	21	418	153	164	23	31	18	12	5	0	12

COMPTROLLER
DETAIL

LEGISLATIVE DISTRICT OR TOWN	ELECTION DISTRICT	TOTAL VOTERS	THOMAS P. DINAPOLI	HARRY WILSON	HARRY WILSON	HARRY WILSON	THOMAS P. DINAPOLI	JULIA A. WILLEBRAND	JOHN GAETANI	SCATTER	BLANK AND VOID
			DEM	REP	IND	CON	WOR	GRN	LBT		
Penfield											
	22	339	105	131	30	24	7	14	4	0	24
	23	495	155	243	21	37	9	12	2	0	16
	24	492	131	238	34	42	11	15	4	0	17
	25	320	101	145	7	35	3	8	2	0	19
	26	263	77	122	17	14	5	9	0	0	19
	27	415	130	181	32	41	6	6	2	3	14
	28	295	96	110	23	24	10	6	4	0	22
	29	422	159	160	20	36	10	10	7	0	20
	30	589	167	290	25	49	6	15	7	0	30
	31	212	87	87	14	9	4	3	1	0	7
	32	234	94	92	14	10	4	6	3	0	11
	33	340	105	148	21	37	3	13	1	0	12
	34	313	102	141	11	18	10	4	2	0	25
	35	422	132	199	27	31	3	9	5	0	16
	36	349	125	157	20	15	7	6	5	0	14
	37	612	167	326	27	39	7	8	5	0	33
	38	241	71	119	12	15	6	3	2	0	13
	39	260	56	136	9	29	10	4	4	0	12
	40	438	129	217	18	27	8	10	3	1	25
	41	353	96	175	17	29	4	6	2	0	24
	42	271	73	132	12	22	8	4	7	0	13
Penfield		15,040	4,613	6,841	827	1,234	306	347	136	6	730
Perinton											
	1	524	133	277	21	38	11	17	1	0	26
	2	481	145	222	37	30	6	10	6	0	25
	3	339	101	170	7	21	1	10	1	0	28
	4	343	126	138	20	20	10	15	3	0	11
	5	198	50	85	13	13	7	9	5	0	16
	6	330	113	133	18	26	11	10	2	0	17
	7	436	156	186	23	27	10	10	1	0	23

COMPTROLLER
DETAIL

LEGISLATIVE DISTRICT OR TOWN	ELECTION DISTRICT	TOTAL VOTERS	THOMAS P. DINAPOLI DEM	HARRY WILSON REP	HARRY WILSON IND	HARRY WILSON CON	THOMAS P. DINAPOLI WOR	JULIA A. WILLEBRAND GRN	JOHN GAETANI LBT	SCATTER	BLANK AND VOID
Perinton											
	8	377	112	172	19	46	2	10	1	0	15
	9	486	138	229	23	54	12	9	4	0	17
	10	419	139	171	20	34	11	12	5	0	27
	11	258	63	119	18	21	12	7	2	0	16
	12	357	120	165	11	26	10	4	0	0	21
	13	338	71	208	10	21	2	5	2	0	19
	14	388	126	173	20	29	8	5	2	0	25
	15	319	115	124	17	24	3	11	0	0	25
	16	311	92	147	20	26	3	4	4	1	14
	17	385	141	158	18	27	9	6	6	0	20
	18	352	111	152	17	39	4	6	2	0	21
	19	362	95	164	15	52	8	9	1	2	16
	20	357	116	175	18	21	10	6	1	0	10
	21	427	141	167	22	37	13	13	3	0	31
	22	270	76	131	14	22	4	7	2	0	14
	23	381	131	187	13	28	6	4	2	0	10
	24	617	168	327	33	29	10	8	2	0	40
	25	296	95	134	15	11	8	9	2	0	22
	26	419	125	190	26	41	6	10	4	0	17
	27	284	76	141	13	16	13	5	2	0	18
	28	331	107	149	12	40	4	3	2	0	14
	29	245	86	107	18	16	7	4	0	0	7
	30	363	113	162	26	33	4	12	0	0	13
	31	444	132	221	22	28	6	6	3	0	26
	32	310	105	132	10	19	7	13	2	0	22
	33	417	135	190	20	35	9	2	7	0	19
	34	426	113	223	12	40	6	9	2	0	21
	35	313	120	121	20	28	4	7	3	0	10
	36	204	69	90	14	15	5	4	2	0	5
	37	347	118	151	20	29	5	11	4	0	9
	38	396	143	154	22	27	12	11	2	0	25

COMPTROLLER
DETAIL

LEGISLATIVE DISTRICT OR TOWN	ELECTION DISTRICT	TOTAL VOTERS	THOMAS P. DINAPOLI	HARRY WILSON	HARRY WILSON	HARRY WILSON	THOMAS P. DINAPOLI	JULIA A. WILLEBRAND	JOHN GAETANI	SCATTER	BLANK AND VOID
			DEM	REP	IND	CON	WOR	GRN	LBT		
Perinton											
	39	425	126	187	19	48	9	13	3	0	20
	40	281	74	134	17	25	7	5	2	0	17
	41	258	78	121	15	16	2	6	6	0	14
	42	311	103	131	16	19	10	8	5	0	19
	43	626	177	331	31	47	9	8	3	0	20
	44	352	95	179	19	16	11	8	5	0	19
	45	678	188	331	39	57	12	11	5	0	35
	46	218	77	89	16	19	3	9	2	0	3
	47	380	98	197	19	36	8	6	1	0	15
	48	304	103	134	17	23	1	9	4	0	13
	49	343	94	182	16	30	5	4	4	0	8
	50	115	64	29	4	2	4	3	1	0	8
	51	417	84	249	18	41	4	6	1	0	14
	52	327	85	164	12	29	4	6	4	0	23
	53	312	104	139	15	32	5	6	0	0	11
	54	644	166	341	34	56	6	12	8	0	21
	55	384	123	194	18	30	2	4	2	0	11
	56	464	115	252	17	46	5	10	6	0	13
		20,689	6,270	9,729	1,039	1,661	386	447	155	3	999
Perinton											
Pittsford											
	1	291	108	125	13	20	6	9	1	1	8
	2	319	126	122	14	28	7	10	1	0	11
	3	553	156	300	22	23	12	9	0	0	31
	4	424	132	214	20	28	4	11	2	0	13
	5	304	133	106	13	19	11	11	2	0	9
	6	251	105	85	7	13	6	12	3	0	20
	7	184	69	90	8	7	1	2	0	0	7
	8	408	81	249	20	34	2	4	2	0	16
	9	428	134	206	22	31	11	5	2	0	17
	10	448	136	233	24	26	7	7	0	0	15

COMPROLLER
DETAIL

LEGISLATIVE DISTRICT OR TOWN	ELECTION DISTRICT	TOTAL VOTERS	THOMAS P. DINAPOLI DEM	HARRY WILSON REP	HARRY WILSON IND	HARRY WILSON CON	THOMAS P. DINAPOLI WOR	JULIA A. WILLEBRAND GRN	JOHN GAETANI LBT	SCATTER	BLANK AND VOID
Pittsford	11	302	97	135	14	24	7	4	3	0	18
	12	360	111	178	19	25	6	11	2	0	8
	13	266	86	116	12	25	3	5	1	0	18
	14	480	143	246	18	44	3	6	2	0	18
	15	247	85	96	19	14	6	5	1	0	21
	16	286	113	120	9	25	1	7	1	0	10
	17	496	186	216	22	33	2	13	4	0	20
	18	351	115	163	17	16	9	4	3	0	24
	19	234	81	98	11	28	4	3	1	0	8
	20	383	129	179	17	23	3	13	0	0	19
	21	377	153	157	15	20	7	6	1	0	18
	22	470	175	204	23	32	4	8	2	1	21
	23	360	100	190	16	25	6	4	3	0	16
	24	479	116	286	22	27	1	6	1	0	20
	25	498	168	261	18	19	1	5	7	0	19
	26	360	123	171	11	24	9	11	1	0	10
	27	335	122	150	13	28	6	6	0	0	10
	28	362	108	183	18	15	2	4	4	0	28
	29	359	116	159	20	23	9	5	2	0	25
	30	322	100	165	17	14	6	4	3	0	13
	31	445	138	211	19	37	7	9	5	0	19
	32	389	143	189	15	24	2	3	1	0	12
	33	491	117	269	27	40	4	9	5	0	20
	34	453	132	254	15	18	9	5	3	0	17
Pittsford		12,715	4,137	6,126	570	832	184	236	69	2	559
Riga	1	493	123	242	22	49	19	12	6	0	20
	2	401	90	198	19	51	13	10	2	0	18
	3	290	89	139	16	24	1	6	2	0	13
	4	376	90	190	17	44	8	11	2	0	14

COMPTROLLER
DETAIL

LEGISLATIVE DISTRICT OR TOWN	ELECTION DISTRICT	TOTAL VOTERS	THOMAS P. DINAPOLI	HARRY WILSON	HARRY WILSON	HARRY WILSON	THOMAS P. DINAPOLI	JULIA A. WILLEBRAND	JOHN GAETANI	SCATTER	BLANK AND VOID
			DEM	REP	IND	CON	WOR	GRN	LBT		
Riga	5	348	60	189	14	51	6	8	2	0	18
	6	339	61	169	19	59	2	8	2	0	19
		<u>2,247</u>	<u>513</u>	<u>1,127</u>	<u>107</u>	<u>278</u>	<u>49</u>	<u>55</u>	<u>16</u>	<u>0</u>	<u>102</u>
Riga											
Rush	1	429	120	202	21	41	8	14	4	0	19
	2	327	83	177	15	20	2	10	5	0	15
	3	463	135	207	24	37	17	12	2	0	29
	4	445	103	221	23	56	13	14	5	0	10
		<u>1,664</u>	<u>441</u>	<u>807</u>	<u>83</u>	<u>154</u>	<u>40</u>	<u>50</u>	<u>16</u>	<u>0</u>	<u>73</u>
Rush											
Sweden	1	357	118	160	20	23	8	7	2	0	19
	2	181	68	69	9	12	10	7	2	0	4
	3	382	143	146	13	24	17	11	5	0	23
	4	412	121	181	23	36	17	12	5	0	17
	5	98	33	36	9	8	4	3	2	0	3
	6	308	89	130	14	36	6	11	3	0	19
	7	375	135	156	20	35	5	10	1	0	13
	8	270	61	131	13	32	12	10	2	0	9
	9	211	79	85	7	16	3	6	6	0	9
	10	444	98	207	22	60	7	11	10	0	29
	11	112	40	29	4	14	8	7	1	0	9
	12	295	69	135	13	46	6	7	2	0	17
		<u>3,445</u>	<u>1,054</u>	<u>1,465</u>	<u>167</u>	<u>342</u>	<u>103</u>	<u>102</u>	<u>41</u>	<u>0</u>	<u>171</u>
Sweden											
Webster	1	389	112	177	20	39	12	6	1	0	22
	2	381	125	164	19	29	11	6	4	1	22
	3	406	122	193	19	31	12	6	4	0	19
	4	185	50	72	12	25	6	5	3	0	12
	5	371	112	175	19	26	7	9	2	0	21
	6	344	137	132	9	25	10	6	3	0	22

COMPTROLLER
DETAIL

LEGISLATIVE DISTRICT OR TOWN	ELECTION DISTRICT	TOTAL VOTERS	THOMAS P. DINAPOLI DEM	HARRY WILSON REP	HARRY WILSON IND	HARRY WILSON CON	THOMAS P. DINAPOLI WOR	JULIA A. WILLEBRAND GRN	JOHN GAETANI LBT	SCATTER	BLANK AND VOID
Webster	7	392	128	178	14	26	6	8	2	0	30
	8	351	102	153	22	37	6	9	4	0	18
	9	492	114	257	21	53	9	10	3	0	25
	10	541	137	283	31	54	10	9	1	0	16
	11	354	93	170	17	40	6	7	2	0	19
	12	482	95	254	33	59	5	10	7	0	19
	13	355	94	184	18	32	8	5	1	0	13
	14	330	99	155	15	31	7	5	0	1	17
	15	268	72	125	19	23	6	5	4	0	14
	16	410	138	175	15	40	8	11	1	0	22
	17	362	85	170	23	50	6	5	1	0	22
	18	284	89	119	11	21	6	13	0	0	25
	19	556	123	302	35	53	7	9	2	0	25
	20	479	115	220	26	61	12	8	7	0	30
	21	417	103	217	22	38	6	11	3	0	17
	22	381	106	170	16	44	6	7	2	0	30
	23	340	96	158	24	32	8	10	3	0	9
	24	823	247	342	56	86	21	19	3	0	49
	25	280	119	98	14	19	8	5	7	0	10
	26	357	106	157	18	34	7	10	3	0	22
	27	273	80	130	8	28	5	6	6	0	10
	28	358	110	152	17	40	12	8	3	0	16
	29	263	79	109	12	24	5	10	2	0	22
	30	240	90	84	8	22	6	10	1	0	19
	31	430	133	190	12	44	14	10	3	0	24
	32	448	133	203	20	55	11	14	2	0	10
	33	396	101	192	20	46	7	11	2	0	17
	34	210	66	100	10	11	4	6	1	0	12
	35	268	73	116	18	40	7	3	1	0	10
	36	329	86	169	11	38	5	6	2	0	12
	37	593	180	267	28	40	14	16	6	0	42

COMPTROLLER
DETAIL

LEGISLATIVE DISTRICT OR TOWN	ELECTION DISTRICT	TOTAL VOTERS	THOMAS P. DINAPOLI	HARRY WILSON	HARRY WILSON	HARRY WILSON	THOMAS P. DINAPOLI	JULIA A. WILLEBRAND	JOHN GAETANI	SCATTER	BLANK AND VOID
			DEM	REP	IND	CON	WOR	GRN	LBT		
Webster											
	38	471	166	184	22	43	14	16	4	0	22
	39	373	113	185	16	25	7	9	4	0	14
	40	554	187	233	30	46	12	15	1	0	30
	41	452	125	211	32	49	9	11	1	0	14
	42	348	86	163	19	45	8	8	1	0	18
	43	286	96	121	11	26	7	9	2	0	14
Webster		16,622	4,823	7,609	842	1,630	363	382	115	2	856
Wheatland											
	1	334	104	140	15	42	9	12	1	0	11
	2	340	103	148	15	35	8	12	0	0	19
	3	418	127	165	27	46	17	12	3	0	21
	4	317	94	152	13	31	4	9	3	0	11
	5	390	83	201	9	52	12	11	4	0	18
Wheatland		1,799	511	806	79	206	50	56	11	0	80
TOWNS		193,168	61,892	83,824	9,275	16,754	4,604	4,760	1,546	45	10,468
GRAND TOTAL:		233,273	84,414	91,625	10,824	18,270	6,047	6,215	1,872	67	13,939

ATTORNEY GENERAL
SUMMARY

LEGISLATIVE DISTRICT OR TOWN	TOTAL VOTERS	ERIC T. SCHNEIDERMAN	DAN DONOVAN	ERIC T. SCHNEIDERMAN	DAN DONOVAN	ERIC T. SCHNEIDERMAN	CARL E. PERSON	RAMON J. JIMENEZ	SCATTER	BLANK AND VOID
		DEM	REP	IND	CON	WOR	LBT	FRE		
Leg. Dist. 06	1,566	638	492	81	138	49	25	3	1	139
Leg. Dist. 07	850	366	259	41	79	26	9	0	0	70
Leg. Dist. 21	5,623	3,477	880	199	278	249	67	6	4	463
Leg. Dist. 22	2,388	1,751	148	43	52	39	9	12	0	334
Leg. Dist. 23	6,555	3,780	1,289	288	306	351	89	6	6	440
Leg. Dist. 24	3,911	2,305	628	162	136	314	82	14	4	266
Leg. Dist. 25	3,930	2,812	308	97	76	161	51	13	3	409
Leg. Dist. 26	2,760	1,504	634	99	185	98	39	5	0	196
Leg. Dist. 27	5,574	4,005	499	131	141	186	30	10	7	565
Leg. Dist. 28	3,036	1,834	545	96	151	96	27	4	2	281
Leg. Dist. 29	3,912	2,607	530	97	154	88	34	14	2	386
CITY	40,105	25,079	6,212	1,334	1,696	1,657	462	87	29	3,549
Brighton	13,658	7,381	3,714	520	662	448	152	13	5	763
Chili	10,449	3,606	4,172	417	1,189	246	113	7	3	696
Clarkson	2,100	605	941	84	264	46	25	0	0	135
East Rochester	1,992	776	677	104	128	54	27	1	1	224
Gates	8,926	3,672	3,171	339	735	212	84	9	2	702
Greece	31,832	11,080	12,577	1,348	3,446	651	269	22	11	2,428
Hamlin	2,778	697	1,319	138	335	70	49	0	2	168
Henrietta	11,511	4,727	4,090	495	1,032	274	125	7	5	756
Irondequoit	19,353	8,161	6,666	858	1,471	532	187	11	5	1,462
Mendon	4,015	1,308	1,729	173	434	72	39	4	2	254
Ogden	6,859	1,968	3,021	276	875	168	82	5	0	464
Parma	5,474	1,496	2,432	232	707	149	65	4	2	387
Penfield	15,040	5,476	6,162	650	1,346	335	157	12	7	895
Perinton	20,689	7,582	8,624	822	1,781	387	202	10	6	1,275
Pittsford	12,715	5,207	5,239	424	921	186	86	4	5	643
Riga	2,247	607	1,034	102	304	43	23	1	0	133
Rush	1,664	561	712	58	171	37	19	2	0	104
Sweden	3,445	1,231	1,321	128	371	99	56	3	0	236
Webster	16,622	5,705	6,924	733	1,705	308	155	6	3	1,083
Wheatland	1,799	612	738	70	205	46	21	0	1	106
TOWNS	193,168	72,458	75,263	7,971	18,082	4,363	1,936	121	60	12,914
GRAND TOTAL:	<u>233,273</u>	<u>97,537</u>	<u>81,475</u>	<u>9,305</u>	<u>19,778</u>	<u>6,020</u>	<u>2,398</u>	<u>208</u>	<u>89</u>	<u>16,463</u>

ATTORNEY GENERAL
DETAIL

LEGISLATIVE DISTRICT OR TOWN	ELECTION DISTRICT	TOTAL VOTERS	ERIC T. SCHNEIDERMAN	DAN DONOVAN	ERIC T. SCHNEIDERMAN	DAN DONOVAN	ERIC T. SCHNEIDERMAN	CARL E. PERSON	RAMON J. JIMENEZ	SCATTER	BLANK AND VOID
			DEM	REP	IND	CON	WOR	LBT	FRE		
Leg. Dist. 06											
	1	388	145	133	27	29	11	8	0	0	35
	2	175	75	47	6	18	4	2	0	0	23
	3	229	85	79	14	23	3	2	0	0	23
	4	274	126	77	14	24	15	3	0	0	15
	5	260	106	77	10	28	11	3	0	0	25
	6	240	101	79	10	16	5	7	3	1	18
		<u>1,566</u>	<u>638</u>	<u>492</u>	<u>81</u>	<u>138</u>	<u>49</u>	<u>25</u>	<u>3</u>	<u>1</u>	<u>139</u>
Leg. Dist. 06											
Leg. Dist. 07											
	1	388	153	129	19	39	13	4	0	0	31
	2	240	111	60	11	18	7	4	0	0	29
	3	222	102	70	11	22	6	1	0	0	10
		<u>850</u>	<u>366</u>	<u>259</u>	<u>41</u>	<u>79</u>	<u>26</u>	<u>9</u>	<u>0</u>	<u>0</u>	<u>70</u>
Leg. Dist. 07											
Leg. Dist. 21											
	1	280	153	49	15	20	22	6	0	0	15
	2	216	121	56	8	11	5	3	0	0	12
	3	137	80	19	5	10	2	0	0	0	21
	4	146	100	17	3	4	2	2	0	1	17
	5/16	306	164	62	12	24	16	6	0	0	22
	6	236	144	37	5	5	20	0	1	0	24
	7	370	224	63	11	15	17	2	0	0	38
	8	101	67	10	4	5	3	3	1	0	8
	9	244	139	42	11	16	13	7	1	0	15
	10	343	205	75	16	13	15	1	0	0	18
	11	170	119	18	2	8	2	1	0	0	20
	12	299	175	53	14	17	18	4	1	0	17
	13	138	91	5	8	7	21	1	0	0	5
	14	344	186	59	18	26	16	4	0	1	34

ATTORNEY GENERAL
DETAIL

LEGISLATIVE DISTRICT OR TOWN	ELECTION DISTRICT	TOTAL VOTERS	ERIC T. SCHNEIDERMAN	DAN DONOVAN	ERIC T. SCHNEIDERMAN	DAN DONOVAN	ERIC T. SCHNEIDERMAN	CARL E. PERSON	RAMON J. JIMENEZ	SCATTER	BLANK AND VOID
			DEM	REP	IND	CON	WOR	LBT	FRE		
Leg. Dist. 21											
	15	247	149	42	7	13	7	1	1	0	27
	17/28	202	129	31	5	6	7	3	1	0	20
	18	136	94	13	3	4	2	1	0	1	18
	19	68	49	5	2	2	1	1	0	1	7
	20	127	71	28	8	9	9	1	0	0	1
	21	201	141	20	5	8	7	0	0	0	20
	22	176	118	21	2	14	4	1	0	0	16
	23	135	92	15	5	5	4	2	0	0	12
	24	295	158	69	14	16	16	8	0	0	14
	25	172	137	14	3	3	1	1	0	0	13
	26	155	118	6	6	2	2	1	0	0	20
	27	108	74	12	0	4	8	2	0	0	8
	29	59	44	5	2	2	0	0	0	0	6
	30	8	3	2	0	1	1	0	0	0	1
	31/34	90	64	12	2	1	3	1	0	0	7
	32	10	5	2	0	0	3	0	0	0	0
	33	104	63	18	3	7	2	4	0	0	7
Leg. Dist. 21		5,623	3,477	880	199	278	249	67	6	4	463
Leg. Dist. 22											
	1	133	80	21	4	6	5	0	0	0	17
	2	62	50	3	0	2	0	0	0	0	7
	3	132	87	4	4	1	2	2	1	0	31
	4	57	46	2	0	1	3	0	0	0	5
	5	120	96	8	2	0	2	0	0	0	12
	6	124	97	2	1	0	1	0	0	0	23
	7	75	58	2	0	3	0	2	1	0	9
	8	142	93	22	5	8	4	0	1	0	9

ATTORNEY GENERAL
DETAIL

LEGISLATIVE DISTRICT OR TOWN	ELECTION DISTRICT	TOTAL VOTERS	ERIC T. SCHNEIDERMAN	DAN DONOVAN	ERIC T. SCHNEIDERMAN	DAN DONOVAN	ERIC T. SCHNEIDERMAN	CARL E. PERSON	RAMON J. JIMENEZ	SCATTER	BLANK AND VOID
			DEM	REP	IND	CON	WOR	LBT	FRE		
Leg. Dist. 22	9	105	77	6	2	1	1	0	2	0	16
	10	97	76	3	1	0	1	0	1	0	15
	11	116	85	6	3	3	1	1	0	0	17
	12	88	71	4	0	1	0	1	0	0	11
	13	54	40	2	0	0	1	0	0	0	11
	14	138	100	17	4	4	2	1	0	0	10
	15	130	106	3	2	2	3	1	1	0	12
	16	50	40	4	0	0	1	0	0	0	5
	17	64	46	4	1	4	2	0	1	0	6
	18	79	46	4	3	1	0	0	0	0	25
	19	91	71	6	2	3	0	0	0	0	9
	20	122	97	3	4	0	1	1	0	0	16
	21	89	67	3	0	3	1	0	2	0	13
	22	142	100	9	3	4	3	0	0	0	23
	23	103	76	3	1	1	3	0	0	0	19
	24	75	46	7	1	4	2	0	2	0	13
Leg. Dist. 22		2,388	1,751	148	43	52	39	9	12	0	334
Leg. Dist. 23	1	127	69	28	2	6	13	2	0	0	7
	2	285	174	42	9	10	16	4	1	0	29
	3	156	86	27	10	3	13	5	0	0	12
	4	360	208	80	15	21	15	2	0	0	19
	5	217	131	43	7	7	7	2	1	0	19
	6	148	92	25	6	10	6	1	0	0	8
	7	238	129	48	11	9	22	5	0	0	14
	8	232	140	40	7	8	18	5	0	0	14
	9	159	96	32	7	3	11	1	0	0	9

ATTORNEY GENERAL
DETAIL

LEGISLATIVE DISTRICT OR TOWN	ELECTION DISTRICT	TOTAL VOTERS	ERIC T. SCHNEIDERMAN	DAN DONOVAN	ERIC T. SCHNEIDERMAN	DAN DONOVAN	ERIC T. SCHNEIDERMAN	CARL E. PERSON	RAMON J. JIMENEZ	SCATTER	BLANK AND VOID
			DEM	REP	IND	CON	WOR	LBT	FRE		
Leg. Dist. 23											
	10	211	123	33	11	10	16	3	0	0	15
	11	247	150	48	7	9	21	5	0	0	7
	12	323	192	67	13	12	11	5	0	0	23
	13	187	98	33	8	18	12	1	1	1	15
	14	201	112	37	11	10	14	5	0	0	12
	15	147	86	24	9	9	1	3	0	0	15
	16	201	125	30	14	6	14	2	0	1	9
	17	315	179	56	24	19	13	3	0	1	20
	18	323	162	69	31	21	13	4	1	0	22
	19	249	134	63	6	12	12	1	0	0	21
	20	311	192	56	9	12	14	6	0	0	22
	21	266	134	63	10	15	25	2	0	0	17
	22	211	124	45	5	7	13	1	1	0	15
	23	121	72	26	4	5	3	5	0	0	6
	24	274	159	64	11	6	7	6	1	0	20
	25	394	242	66	14	19	21	2	0	3	27
	26	439	270	94	15	15	13	6	0	0	26
	27	213	101	50	12	24	7	2	0	0	17
Leg. Dist. 23		<u>6,555</u>	<u>3,780</u>	<u>1,289</u>	<u>288</u>	<u>306</u>	<u>351</u>	<u>89</u>	<u>6</u>	<u>6</u>	<u>440</u>
Leg. Dist. 24											
	1	342	205	40	16	15	40	4	0	2	20
	2	278	170	40	10	8	33	4	0	0	13
	3	270	179	35	12	5	25	1	1	0	12
	4	287	179	35	11	10	24	6	2	0	20
	5	271	154	53	15	11	12	7	2	0	17
	6	187	108	36	9	7	14	3	0	0	10
	7	167	96	36	7	7	5	3	0	0	13

ATTORNEY GENERAL
DETAIL

LEGISLATIVE DISTRICT OR TOWN	ELECTION DISTRICT	TOTAL VOTERS	ERIC T. SCHNEIDERMAN	DAN DONOVAN	ERIC T. SCHNEIDERMAN	DAN DONOVAN	ERIC T. SCHNEIDERMAN	CARL E. PERSON	RAMON J. JIMENEZ	SCATTER	BLANK AND VOID
			DEM	REP	IND	CON	WOR	LBT	FRE		
Leg. Dist. 24											
	8	242	132	53	7	11	15	8	0	0	16
	9	189	104	39	7	13	8	3	2	0	13
	10	283	175	23	15	6	38	8	1	0	17
	11	112	73	22	1	2	1	3	0	0	10
	12	72	51	9	3	2	1	0	0	0	6
	13	253	151	28	11	11	30	6	2	0	14
	14	277	166	42	8	5	31	6	2	0	17
	15	339	187	58	17	11	12	8	1	2	43
	16	239	118	53	11	6	25	7	0	0	19
	17	103	57	26	2	6	0	5	1	0	6
Leg. Dist. 24		3,911	2,305	628	162	136	314	82	14	4	266
Leg. Dist. 25											
	1	253	165	39	13	9	10	3	0	0	14
	2	184	147	3	1	4	9	4	1	0	15
	3	269	198	7	6	4	7	3	1	2	41
	4	32	21	3	0	1	0	0	0	0	7
	5	213	160	11	3	3	7	5	0	0	24
	6	204	140	16	4	3	16	6	0	0	19
	7	197	155	7	2	0	3	0	1	0	29
	8	225	180	2	3	5	6	2	1	0	26
	9	136	106	7	3	1	2	2	0	0	15
	10	171	131	8	4	1	2	1	0	0	24
	11	135	118	2	1	0	4	0	0	0	10
	12	298	172	34	17	13	29	8	5	1	19
	13	186	154	3	4	0	5	1	0	0	19
	14/24	314	200	45	11	7	20	6	1	0	24
	15	134	109	1	0	0	3	0	0	0	21

ATTORNEY GENERAL
DETAIL

LEGISLATIVE DISTRICT OR TOWN	ELECTION DISTRICT	TOTAL VOTERS	ERIC T. SCHNEIDERMAN	DAN DONOVAN	ERIC T. SCHNEIDERMAN	DAN DONOVAN	ERIC T. SCHNEIDERMAN	CARL E. PERSON	RAMON J. JIMENEZ	SCATTER	BLANK AND VOID
			DEM	REP	IND	CON	WOR	LBT	FRE		
Leg. Dist. 25											
	16	28	13	4	1	1	4	0	0	0	5
	17	100	72	2	1	1	1	0	1	0	22
	18	280	173	38	11	10	14	4	1	0	29
	19/21	98	65	19	1	2	4	0	0	0	7
	20/25	281	193	36	5	8	6	6	0	0	27
	22	156	110	17	6	2	8	0	1	0	12
	23	36	30	4	0	1	1	0	0	0	0
Leg. Dist. 25		3,930	2,812	308	97	76	161	51	13	3	409
Leg. Dist. 26											
	1/13	161	99	34	1	11	8	2	0	0	6
	2	79	46	15	3	4	7	0	0	0	4
	3	153	63	42	6	17	6	3	0	0	16
	4	224	105	68	9	23	7	1	0	0	11
	5	165	81	33	7	17	4	4	1	0	18
	7	185	105	40	6	17	3	1	0	0	13
	8	203	124	39	7	9	7	0	0	0	17
	9	235	121	60	5	15	10	8	0	0	16
	10	197	110	48	9	11	6	2	0	0	11
	11	217	111	53	15	8	8	3	0	0	19
	12	295	177	61	7	15	14	2	0	0	19
	14	184	101	40	6	15	6	3	0	0	13
	15	208	116	48	10	12	4	3	2	0	13
	16	251	145	51	8	10	8	7	2	0	20
	17	3	0	2	0	1	0	0	0	0	0
Leg. Dist. 26		2,760	1,504	634	99	185	98	39	5	0	196

ATTORNEY GENERAL
DETAIL

LEGISLATIVE DISTRICT OR TOWN	ELECTION DISTRICT	TOTAL VOTERS	ERIC T. SCHNEIDERMAN	DAN DONOVAN	ERIC T. SCHNEIDERMAN	DAN DONOVAN	ERIC T. SCHNEIDERMAN	CARL E. PERSON	RAMON J. JIMENEZ	SCATTER	BLANK AND VOID
			DEM	REP	IND	CON	WOR	LBT	FRE		
Leg. Dist. 27	1	283	200	24	9	12	9	4	0	1	24
	2	282	185	36	9	17	9	3	1	0	22
	3	235	155	29	12	10	14	1	0	0	14
	4	296	203	25	8	13	13	1	0	1	32
	5	281	205	24	5	3	16	0	0	0	28
	6	220	163	19	6	6	4	1	0	0	21
	7	264	169	34	8	9	15	2	0	0	27
	8	219	166	17	5	0	7	1	0	0	23
	9	285	219	13	3	4	17	1	0	2	26
	10	244	150	35	12	9	8	3	0	0	27
	11	264	189	34	5	9	5	0	0	0	22
	12	217	153	22	6	4	7	2	2	0	21
	13	220	167	11	6	3	6	2	0	1	24
	14	190	149	13	1	2	4	1	2	0	18
	15	209	145	12	4	5	4	0	2	0	37
	16	269	202	15	5	5	11	0	0	0	31
	17	121	87	20	0	4	0	0	0	0	10
	18	174	133	8	5	2	5	1	2	0	18
	19	242	184	18	5	5	8	0	0	0	22
	20	131	110	6	0	1	1	0	0	0	13
	21	125	98	8	1	4	3	1	0	0	10
	22	298	232	21	3	2	8	0	0	2	30
	23	145	109	8	3	1	5	0	0	0	19
	27	205	125	31	6	10	6	3	1	0	23
	28	155	107	16	4	1	1	3	0	0	23
Leg. Dist. 27		5,574	4,005	499	131	141	186	30	10	7	565

ATTORNEY GENERAL
DETAIL

LEGISLATIVE DISTRICT OR TOWN	ELECTION DISTRICT	TOTAL VOTERS	ERIC T. SCHNEIDERMAN	DAN DONOVAN	ERIC T. SCHNEIDERMAN	DAN DONOVAN	ERIC T. SCHNEIDERMAN	CARL E. PERSON	RAMON J. JIMENEZ	SCATTER	BLANK AND VOID
			DEM	REP	IND	CON	WOR	LBT	FRE		
Leg. Dist. 28											
	1	165	102	25	8	12	2	2	0	0	14
	2	170	87	47	3	12	5	1	0	0	15
	3	92	68	10	1	3	1	1	0	0	8
	4	213	123	38	7	7	5	3	0	0	30
	5	123	68	32	3	9	2	0	0	0	9
	6	142	86	26	3	8	6	2	0	0	11
	7	263	163	46	7	10	16	2	1	0	18
	8	190	128	22	4	5	3	1	1	1	25
	9	108	55	29	4	3	1	2	0	0	14
	10	91	40	20	5	9	6	4	1	0	6
	11	164	102	29	1	12	6	2	0	0	12
	12	85	60	13	5	1	2	0	0	0	4
	13/25	132	86	19	3	8	2	2	0	0	12
	14	143	87	25	10	9	2	1	0	0	9
	15	69	44	11	1	2	1	0	0	0	10
	16	151	87	32	3	5	3	0	0	0	21
	17	59	39	7	1	6	1	0	0	0	5
	18/19	210	122	44	8	7	10	2	0	1	16
	21	164	88	31	11	10	9	1	0	0	14
	22	73	51	11	2	3	3	0	0	0	3
	23	200	128	26	6	10	9	1	1	0	19
	24	29	20	2	0	0	1	0	0	0	6
Leg. Dist. 28		<u>3,036</u>	<u>1,834</u>	<u>545</u>	<u>96</u>	<u>151</u>	<u>96</u>	<u>27</u>	<u>4</u>	<u>2</u>	<u>281</u>
Leg. Dist. 29											
	1	28	21	3	1	1	0	0	0	0	2
	2	53	33	5	0	0	4	1	1	0	9
	3	148	106	16	1	8	1	0	1	0	15

ATTORNEY GENERAL
DETAIL

LEGISLATIVE DISTRICT OR TOWN	ELECTION DISTRICT	TOTAL VOTERS	ERIC T. SCHNEIDERMAN	DAN DONOVAN	ERIC T. SCHNEIDERMAN	DAN DONOVAN	ERIC T. SCHNEIDERMAN	CARL E. PERSON	RAMON J. JIMENEZ	SCATTER	BLANK AND VOID
			DEM	REP	IND	CON	WOR	LBT	FRE		
Leg. Dist. 29	4	212	121	40	4	9	11	3	0	0	24
	5	189	127	29	6	11	3	0	1	0	12
	6	150	92	28	2	11	1	2	1	0	13
	7	18	13	0	0	0	0	0	2	0	3
	8	191	131	35	5	4	2	2	0	0	12
	9	169	115	24	5	3	5	1	2	0	14
	10	166	113	22	4	8	1	2	0	0	16
	11	148	93	31	3	7	1	1	1	0	11
	12	165	115	16	6	7	3	2	1	1	14
	13	127	90	12	3	1	4	1	0	0	16
	14	176	127	19	6	9	3	0	1	0	11
	15	129	86	11	2	3	6	1	1	0	19
	16	80	62	9	0	1	2	0	0	0	6
	17	2	0	0	0	0	0	0	0	0	2
	18	227	118	43	12	22	6	3	1	0	22
	19	159	105	20	3	2	7	3	0	0	19
	20	219	167	13	2	2	7	1	0	0	27
	21	239	150	35	10	11	9	5	1	0	18
	22	128	104	7	0	3	0	0	0	0	14
	23	169	113	17	2	6	1	1	0	1	28
	24	212	135	32	10	11	4	1	0	0	19
	25	221	138	46	8	5	2	3	0	0	19
	26	112	80	12	1	3	4	0	0	0	12
	27	75	52	5	1	6	1	1	0	0	9
Leg. Dist. 29		<u>3,912</u>	<u>2,607</u>	<u>530</u>	<u>97</u>	<u>154</u>	<u>88</u>	<u>34</u>	<u>14</u>	<u>2</u>	<u>386</u>
CITY		40,105	25,079	6,212	1,334	1,696	1,657	462	87	29	3,549

ATTORNEY GENERAL
DETAIL

LEGISLATIVE DISTRICT OR TOWN	ELECTION DISTRICT	TOTAL VOTERS	ERIC T. SCHNEIDERMAN	DAN DONOVAN	ERIC T. SCHNEIDERMAN	DAN DONOVAN	ERIC T. SCHNEIDERMAN	CARL E. PERSON	RAMON J. JIMENEZ	SCATTER	BLANK AND VOID
			DEM	REP	IND	CON	WOR	LBT	FRE		
Brighton											
	1	376	209	90	10	18	21	6	0	0	22
	2	257	110	87	9	15	12	8	1	0	15
	3	287	137	82	9	16	11	3	0	0	29
	4	316	187	70	13	9	14	3	0	0	20
	5	340	207	67	17	9	18	2	0	0	20
	6	444	237	130	12	22	15	7	0	0	21
	7	238	123	65	11	18	9	7	0	0	5
	8	356	155	145	18	15	3	2	0	0	18
	9	335	181	87	8	25	19	5	0	0	10
	10	375	219	99	6	21	8	1	1	0	20
	11	399	202	110	15	32	14	5	0	0	21
	12	447	251	106	16	22	15	10	0	1	26
	13	269	146	79	14	13	6	2	0	1	8
	14	196	108	53	8	2	9	3	0	0	13
	15	277	135	80	10	20	15	5	0	0	12
	16	236	78	123	10	14	1	1	0	0	9
	17	134	104	17	4	1	2	0	1	0	5
	18	320	194	67	14	8	14	6	0	0	17
	19	220	134	47	5	19	6	0	0	0	9
	20	218	119	52	4	13	5	2	1	0	22
	21	274	148	64	13	13	17	5	1	0	13
	22	345	198	96	9	17	6	2	0	0	17
	23	277	157	65	9	24	12	1	0	0	9
	24	385	176	142	12	15	7	3	1	0	29
	25	266	146	66	9	14	11	4	0	0	16
	26	247	112	72	13	15	10	5	0	0	20
	27	270	155	63	7	8	12	2	0	0	23
	28	396	225	108	14	18	9	1	0	0	21

ATTORNEY GENERAL
DETAIL

LEGISLATIVE DISTRICT OR TOWN	ELECTION DISTRICT	TOTAL VOTERS	ERIC T. SCHNEIDERMAN	DAN DONOVAN	ERIC T. SCHNEIDERMAN	DAN DONOVAN	ERIC T. SCHNEIDERMAN	CARL E. PERSON	RAMON J. JIMENEZ	SCATTER	BLANK AND VOID
			DEM	REP	IND	CON	WOR	LBT	FRE		
Brighton	29	275	125	103	22	10	4	1	0	0	10
	30	507	272	133	21	19	11	7	2	0	42
	31	283	166	64	13	7	12	1	0	0	20
	32	374	213	94	20	10	11	4	0	0	22
	33	365	207	104	12	16	10	0	0	2	14
	34	311	153	84	16	31	14	2	0	0	11
	35	282	167	72	9	6	12	2	0	0	14
	36	163	79	38	9	10	7	6	1	0	13
	37	326	200	68	9	11	11	3	0	0	24
	38	352	193	99	10	20	13	3	0	0	14
	39	273	126	79	16	26	7	5	0	0	14
	40	482	293	116	21	10	11	4	2	0	25
	41	315	182	83	11	6	8	3	0	1	21
	42	103	55	31	5	6	3	0	0	0	3
	43	289	155	87	8	17	5	3	0	0	14
	44	106	54	32	5	2	2	3	0	0	8
	45	181	89	54	7	12	4	3	1	0	11
	46	171	99	41	7	7	2	1	1	0	13
Brighton		13,658	7,381	3,714	520	662	448	152	13	5	763
Chili	1	262	98	102	15	24	6	4	0	0	13
	2	395	102	169	19	60	13	4	1	1	26
	3	412	137	171	15	37	14	8	1	1	28
	4	231	65	101	8	32	2	5	0	0	18
	5	295	102	117	15	35	6	2	0	0	18
	6	324	99	137	15	38	7	3	0	0	25
	7	160	66	57	6	14	4	1	0	0	12

ATTORNEY GENERAL
DETAIL

LEGISLATIVE DISTRICT OR TOWN	ELECTION DISTRICT	TOTAL VOTERS	ERIC T. SCHNEIDERMAN	DAN DONOVAN	ERIC T. SCHNEIDERMAN	DAN DONOVAN	ERIC T. SCHNEIDERMAN	CARL E. PERSON	RAMON J. JIMENEZ	SCATTER	BLANK AND VOID
			DEM	REP	IND	CON	WOR	LBT	FRE		
Chili	8	317	87	150	13	43	7	3	0	0	14
	9	307	122	112	14	26	7	4	0	0	22
	10	229	51	102	14	40	3	5	0	1	13
	11	273	93	118	5	26	9	1	0	0	21
	12	323	125	130	5	31	4	3	0	0	25
	13	450	153	204	12	48	13	4	0	0	16
	14	338	101	147	18	51	3	3	0	0	15
	15	292	92	116	13	39	3	1	2	0	26
	16	429	153	169	13	52	11	3	0	0	28
	17	728	253	295	25	95	16	6	1	0	37
	18	322	94	144	10	34	7	3	0	0	30
	19	322	123	125	11	30	9	5	0	0	19
	20	444	181	155	16	44	9	6	0	0	33
	21	234	91	96	8	21	6	0	0	0	12
	22	238	118	55	10	20	13	4	0	0	18
	23	259	74	118	13	31	4	1	0	0	18
	24	703	251	270	31	67	19	11	1	0	53
	25	228	122	55	10	16	4	3	0	0	18
	26	397	118	154	18	62	11	4	0	0	30
	27	310	104	106	20	47	10	3	1	0	19
	28	261	110	86	11	23	3	6	0	0	22
	29	228	74	94	11	26	6	0	0	0	17
	30	153	48	58	8	23	3	2	0	0	11
	31	14	5	5	0	1	0	1	0	0	2
	32	266	77	122	9	27	7	1	0	0	23
	33	305	117	132	6	26	7	3	0	0	14
Chili		10,449	3,606	4,172	417	1,189	246	113	7	3	696

ATTORNEY GENERAL
DETAIL

LEGISLATIVE DISTRICT OR TOWN	ELECTION DISTRICT	TOTAL VOTERS	ERIC T. SCHNEIDERMAN	DAN DONOVAN	ERIC T. SCHNEIDERMAN	DAN DONOVAN	ERIC T. SCHNEIDERMAN	CARL E. PERSON	RAMON J. JIMENEZ	SCATTER	BLANK AND VOID
			DEM	REP	IND	CON	WOR	LBT	FRE		
Clarkson											
	1	396	108	182	21	53	11	4	0	0	17
	2	293	81	135	9	36	5	5	0	0	22
	3	364	126	149	9	42	6	2	0	0	30
	4	477	130	236	17	53	7	6	0	0	28
	5	306	80	130	17	48	7	6	0	0	18
	6	264	80	109	11	32	10	2	0	0	20
Clarkson		2,100	605	941	84	264	46	25	0	0	135
East Rochester											
	1	347	144	111	24	20	7	4	0	0	37
	2	274	99	95	15	17	8	3	0	0	37
	3	320	123	122	18	12	10	2	0	0	33
	4	263	115	73	12	19	9	4	1	0	30
	5	241	103	80	8	15	6	3	0	1	25
	6	281	103	104	13	16	5	5	0	0	35
	7	266	89	92	14	29	9	6	0	0	27
East Rochester		1,992	776	677	104	128	54	27	1	1	224
Gates											
	1	197	72	71	6	24	4	5	1	0	14
	2	257	116	87	9	13	2	0	0	0	30
	3	222	101	71	7	21	2	5	0	0	15
	4	269	121	92	10	23	5	1	0	0	17
	5	357	141	139	20	24	7	3	0	0	23
	6	267	116	89	12	18	8	2	1	0	21
	7	476	170	174	26	51	17	5	1	0	32
	8	212	88	84	5	10	8	3	0	0	14
	9	304	136	107	7	15	11	2	0	0	26
	10	168	70	65	2	13	3	1	0	0	14

ATTORNEY GENERAL
DETAIL

LEGISLATIVE DISTRICT OR TOWN	ELECTION DISTRICT	TOTAL VOTERS	ERIC T. SCHNEIDERMAN	DAN DONOVAN	ERIC T. SCHNEIDERMAN	DAN DONOVAN	ERIC T. SCHNEIDERMAN	CARL E. PERSON	RAMON J. JIMENEZ	SCATTER	BLANK AND VOID
			DEM	REP	IND	CON	WOR	LBT	FRE		
Gates	11	214	88	83	7	14	8	2	1	0	11
	12	187	82	62	9	10	8	5	0	0	11
	13	266	109	90	9	23	6	1	0	0	28
	14	218	99	73	9	13	4	2	0	0	18
	15	401	177	130	17	30	5	4	0	0	38
	16	218	102	78	1	17	2	1	0	0	17
	17	256	103	88	15	19	7	3	0	0	21
	18	307	102	128	11	29	10	1	0	0	26
	19	269	92	114	14	22	5	1	0	0	21
	20	259	112	82	11	12	7	3	1	0	31
	21	254	102	91	6	19	7	2	0	0	27
	22	230	85	92	11	25	2	1	1	0	13
	23	263	97	107	9	28	4	3	0	0	15
	24	276	114	96	10	25	7	3	0	0	21
	25	230	82	100	9	20	2	1	0	0	16
	26	319	126	119	15	31	6	2	1	0	19
	27	313	153	85	5	31	8	1	0	0	30
	28	207	87	80	9	6	6	1	0	0	18
	29	246	107	69	9	28	5	6	0	0	22
	30	183	78	51	5	17	8	1	0	0	23
	31	209	81	70	8	20	4	5	0	0	21
	32	320	127	124	13	29	11	4	1	0	11
	33	124	62	35	4	10	4	3	0	0	6
	34	245	97	85	15	24	5	0	1	1	17
	35	183	77	60	4	21	4	1	0	1	15
Gates		8,926	3,672	3,171	339	735	212	84	9	2	702

ATTORNEY GENERAL
DETAIL

LEGISLATIVE DISTRICT OR TOWN	ELECTION DISTRICT	TOTAL VOTERS	ERIC T. SCHNEIDERMAN	DAN DONOVAN	ERIC T. SCHNEIDERMAN	DAN DONOVAN	ERIC T. SCHNEIDERMAN	CARL E. PERSON	RAMON J. JIMENEZ	SCATTER	BLANK AND VOID
			DEM	REP	IND	CON	WOR	LBT	FRE		
Greece											
	1	273	84	112	14	29	6	3	0	0	25
	2	322	82	148	9	46	10	3	0	0	24
	3	261	89	112	6	28	6	1	0	1	18
	4	241	81	96	11	28	3	4	0	0	18
	5	222	91	69	17	21	7	2	0	0	15
	6	197	63	77	10	24	4	7	0	0	12
	7	282	109	91	16	33	10	5	0	0	18
	8	255	88	97	20	23	5	0	0	0	22
	9	228	88	91	12	18	3	3	0	0	13
	10	229	76	89	11	28	9	3	0	1	12
	11	119	60	36	5	10	4	0	0	0	4
	12	150	65	43	6	16	8	1	0	0	11
	13	241	88	85	14	33	3	1	0	0	17
	14	218	84	86	11	15	3	1	1	0	17
	15	245	81	97	9	29	0	1	0	2	26
	16	190	59	76	13	24	3	3	0	0	12
	17	360	105	173	14	37	3	4	0	0	24
	18	324	120	138	9	30	8	1	0	0	18
	19	228	84	84	12	21	7	1	0	0	19
	20	236	78	79	7	37	9	2	0	0	24
	21	231	80	74	20	32	8	6	0	0	11
	22	212	82	93	6	11	5	1	0	0	14
	23	424	173	141	18	35	10	4	0	0	43
	24	415	128	186	24	40	2	0	0	0	35
	25	268	86	91	16	26	12	7	0	0	30
	26	250	93	96	10	23	3	1	0	0	24
	27	358	119	156	12	36	5	1	2	0	27
	28	342	101	137	14	45	17	4	0	1	23

ATTORNEY GENERAL
DETAIL

LEGISLATIVE DISTRICT OR TOWN	ELECTION DISTRICT	TOTAL VOTERS	ERIC T. SCHNEIDERMAN	DAN DONOVAN	ERIC T. SCHNEIDERMAN	DAN DONOVAN	ERIC T. SCHNEIDERMAN	CARL E. PERSON	RAMON J. JIMENEZ	SCATTER	BLANK AND VOID
			DEM	REP	IND	CON	WOR	LBT	FRE		
Greece											
	29	318	124	115	18	37	8	2	0	0	14
	30	207	85	72	7	20	6	3	0	0	14
	31	232	88	88	8	28	4	4	0	0	12
	32	265	112	73	20	30	10	1	1	0	18
	33	345	107	145	9	46	6	1	0	0	31
	34	310	96	134	15	37	8	2	0	0	18
	35	317	95	124	10	44	8	4	0	0	32
	36	355	140	143	12	22	4	2	0	0	32
	37	209	70	79	14	27	4	1	0	0	14
	38	340	114	145	11	42	7	0	1	0	20
	39	192	63	77	7	22	1	3	0	1	18
	40	223	93	80	10	17	4	1	0	0	18
	41	282	98	112	10	33	9	2	0	0	18
	42	263	108	82	15	24	8	1	1	0	24
	43	266	70	110	8	47	8	3	0	0	20
	44	414	142	197	13	33	7	1	1	0	20
	45	405	111	203	16	38	3	3	2	0	29
	46	171	65	57	5	26	4	0	0	0	14
	47	297	106	110	11	39	12	2	0	0	17
	48	223	77	79	8	27	3	2	0	0	27
	49	240	84	95	8	25	4	5	0	0	19
	50	291	112	96	13	41	5	4	0	0	20
	51	191	76	72	6	17	1	3	0	0	16
	52	355	117	141	13	46	9	1	1	0	27
	53	235	108	77	10	19	2	1	0	0	18
	54	337	108	135	14	41	10	4	0	0	25
	55	245	74	103	9	31	3	1	0	1	23
	56	359	142	135	9	45	9	2	0	0	17

ATTORNEY GENERAL
DETAIL

LEGISLATIVE DISTRICT OR TOWN	ELECTION DISTRICT	TOTAL VOTERS	ERIC T. SCHNEIDERMAN	DAN DONOVAN	ERIC T. SCHNEIDERMAN	DAN DONOVAN	ERIC T. SCHNEIDERMAN	CARL E. PERSON	RAMON J. JIMENEZ	SCATTER	BLANK AND VOID
			DEM	REP	IND	CON	WOR	LBT	FRE		
Greece											
	57	299	98	114	10	38	3	4	0	0	32
	58	374	148	143	14	33	7	4	0	0	25
	59	171	81	48	4	14	3	2	0	0	19
	60	228	80	84	9	24	8	4	0	0	19
	61	291	111	92	7	33	6	2	2	0	38
	62	326	135	111	18	27	8	1	0	0	26
	63	317	126	105	13	48	10	4	1	0	10
	64	235	83	86	13	18	2	7	0	1	25
	65	256	101	95	13	11	2	1	0	0	33
	66	167	65	56	7	15	8	3	0	0	13
	67	262	80	110	9	31	7	2	0	0	23
	68	359	114	135	16	54	6	1	0	0	33
	69	202	73	96	9	17	2	1	0	0	4
	70	605	184	266	32	69	10	5	1	0	38
	71	358	125	143	15	37	5	3	0	0	30
	72	356	104	166	16	48	2	3	0	0	17
	73	166	56	67	3	25	2	0	0	0	13
	74	251	120	71	14	21	5	4	1	0	15
	75	228	90	83	10	19	4	1	0	0	21
	76	238	80	113	8	18	5	1	0	0	13
	77	346	131	137	21	24	6	0	0	0	27
	78	206	65	92	7	17	6	4	0	0	15
	79	460	124	210	25	49	13	2	1	1	35
	80	392	125	167	18	41	6	2	1	0	32
	81	193	65	98	6	13	2	2	0	0	7
	82	235	101	71	6	16	5	4	3	0	29
	83	189	82	67	5	15	4	2	0	0	14
	84	347	118	131	13	42	7	6	0	0	30

ATTORNEY GENERAL
DETAIL

LEGISLATIVE DISTRICT OR TOWN	ELECTION DISTRICT	TOTAL VOTERS	ERIC T. SCHNEIDERMAN	DAN DONOVAN	ERIC T. SCHNEIDERMAN	DAN DONOVAN	ERIC T. SCHNEIDERMAN	CARL E. PERSON	RAMON J. JIMENEZ	SCATTER	BLANK AND VOID
			DEM	REP	IND	CON	WOR	LBT	FRE		
Greece	85	383	128	153	13	43	8	4	0	0	34
	86	436	154	185	17	51	1	2	0	1	25
	87	283	101	116	12	31	3	3	0	0	17
	88	287	102	124	10	32	4	3	0	0	12
	89	250	90	102	8	25	3	3	0	0	19
	90	323	95	144	7	42	5	2	0	1	27
	91	558	182	249	20	59	9	2	1	0	36
	92	417	160	150	20	48	3	3	0	0	33
	93	417	179	147	15	33	11	2	0	0	30
	94	294	86	120	21	31	10	5	0	0	21
	95	213	89	79	12	9	4	5	0	0	15
	96	388	147	141	12	48	3	5	0	0	32
	97	551	159	255	30	55	6	2	0	0	44
	98	393	145	122	17	49	17	2	1	0	40
	99	336	85	162	12	45	5	1	0	0	26
	100	419	137	173	22	49	7	3	0	0	28
	101	222	69	94	9	24	5	3	0	0	18
	102	407	122	161	16	56	11	3	0	0	38
	103	355	110	146	13	56	4	1	0	0	25
	104	365	140	140	19	33	5	4	0	0	24
	105	235	72	108	4	23	13	0	0	0	15
	106	264	81	115	7	31	6	1	0	0	23
	107	211	63	102	4	25	3	3	0	0	11
	108	183	73	68	8	16	3	0	0	0	15
	109	377	124	132	24	33	8	3	0	0	53
Greece		31,832	11,080	12,577	1,348	3,446	651	269	22	11	2,428

ATTORNEY GENERAL
DETAIL

LEGISLATIVE DISTRICT OR TOWN	ELECTION DISTRICT	TOTAL VOTERS	ERIC T. SCHNEIDERMAN	DAN DONOVAN	ERIC T. SCHNEIDERMAN	DAN DONOVAN	ERIC T. SCHNEIDERMAN	CARL E. PERSON	RAMON J. JIMENEZ	SCATTER	BLANK AND VOID
			DEM	REP	IND	CON	WOR	LBT	FRE		
Hamlin											
	1	270	90	102	22	29	4	7	0	0	16
	2	361	72	199	16	31	13	11	0	0	19
	3	236	53	109	18	39	5	5	0	0	7
	4	232	49	118	13	35	4	1	0	1	11
	5	253	57	127	11	32	6	2	0	0	18
	6	192	64	81	7	21	8	3	0	0	8
	7	422	104	201	15	50	11	4	0	1	36
	8	192	58	84	7	22	5	6	0	0	10
	9	194	49	91	12	22	2	3	0	0	15
	10	360	82	181	14	44	11	6	0	0	22
	11	66	19	26	3	10	1	1	0	0	6
Hamlin		2,778	697	1,319	138	335	70	49	0	2	168
Henrietta											
	1	394	140	158	17	40	4	4	0	1	30
	2	256	94	86	18	36	7	2	0	0	13
	3	164	78	54	9	8	3	0	0	0	12
	4	338	196	79	12	27	6	3	1	0	14
	5	306	129	103	11	31	9	4	0	0	19
	6	298	108	114	9	31	11	3	0	0	22
	7	282	115	90	11	28	10	2	0	0	26
	8	310	117	126	15	20	9	6	1	0	16
	9	259	123	74	11	24	3	4	0	0	20
	10	292	107	113	20	21	5	7	0	0	19
	11	282	140	79	9	20	2	2	1	0	29
	12	290	110	118	12	27	5	6	0	0	12
	13	354	145	115	16	40	13	8	0	0	17
	14	241	96	92	10	16	6	4	0	0	17

ATTORNEY GENERAL
DETAIL

LEGISLATIVE DISTRICT OR TOWN	ELECTION DISTRICT	TOTAL VOTERS	ERIC T. SCHNEIDERMAN	DAN DONOVAN	ERIC T. SCHNEIDERMAN	DAN DONOVAN	ERIC T. SCHNEIDERMAN	CARL E. PERSON	RAMON J. JIMENEZ	SCATTER	BLANK AND VOID
			DEM	REP	IND	CON	WOR	LBT	FRE		
Henrietta	15	303	120	98	16	31	13	2	1	0	22
	16	209	73	91	6	14	8	3	0	0	14
	17	357	156	114	11	35	15	4	0	0	22
	18	343	153	114	23	24	5	3	1	1	19
	19	272	109	109	10	24	5	1	0	0	14
	20	391	127	161	16	38	13	6	0	0	30
	21	240	119	77	9	13	9	4	0	0	9
	22	449	202	160	22	30	4	3	0	0	28
	23	233	81	85	10	19	10	2	0	0	26
	24	332	139	108	10	29	14	7	0	0	25
	25	305	99	126	15	35	6	5	0	0	19
	26	560	226	198	24	61	12	3	0	0	36
	27	478	162	194	21	57	11	4	0	0	29
	28	378	140	152	16	29	7	7	0	0	27
	29	592	258	196	21	58	10	3	2	2	42
	30	580	244	196	23	57	14	0	0	1	45
	31	181	81	50	12	18	0	3	0	0	17
	32	453	216	164	18	30	6	0	0	0	19
	33	239	92	89	15	20	5	1	0	0	17
	34	172	80	57	5	11	5	3	0	0	11
	35	378	152	150	12	30	9	6	0	0	19
Henrietta		11,511	4,727	4,090	495	1,032	274	125	7	5	756
Irondequoit	1	313	136	108	8	23	2	5	0	0	31
	2	211	89	83	8	15	4	1	0	0	11
	3	319	138	95	23	22	17	2	0	0	22
	4	281	97	106	15	28	8	3	0	0	24

ATTORNEY GENERAL
DETAIL

LEGISLATIVE DISTRICT OR TOWN	ELECTION DISTRICT	TOTAL VOTERS	ERIC T. SCHNEIDERMAN	DAN DONOVAN	ERIC T. SCHNEIDERMAN	DAN DONOVAN	ERIC T. SCHNEIDERMAN	CARL E. PERSON	RAMON J. JIMENEZ	SCATTER	BLANK AND VOID
			DEM	REP	IND	CON	WOR	LBT	FRE		
Irondequoit											
	5	254	117	78	11	19	8	2	0	0	19
	6	481	216	167	23	27	18	3	0	0	27
	7	430	184	147	19	40	10	1	0	1	28
	8	299	96	122	12	30	8	4	0	0	27
	9	310	122	114	15	23	9	0	0	0	27
	10	340	145	139	16	23	5	3	0	0	9
	11	179	77	60	6	14	7	0	0	0	15
	12	239	98	70	15	17	12	3	0	0	24
	13	420	198	124	22	30	10	8	0	1	27
	14	391	151	131	14	34	20	4	0	0	37
	15	392	142	153	16	40	16	5	0	0	20
	16	372	165	125	8	25	6	11	0	0	32
	17	196	88	66	8	14	4	1	1	0	14
	18	302	125	103	11	23	13	4	2	0	21
	19	331	184	62	16	28	10	4	0	0	27
	20	281	107	120	12	14	5	6	0	0	17
	21	311	126	95	19	29	19	5	1	0	17
	22	350	153	114	10	32	9	4	0	0	28
	23	292	150	87	19	8	5	4	0	0	19
	24	270	113	90	10	29	9	2	0	0	17
	25	284	116	98	12	23	11	4	0	0	20
	26	213	102	66	4	13	2	4	1	0	21
	27	193	64	77	9	14	8	5	0	0	16
	28	234	84	101	13	13	4	2	1	0	16
	29	232	101	70	10	17	8	0	1	0	25
	30	277	107	104	21	20	9	1	0	0	15
	31	306	138	98	18	21	10	2	1	0	18
	32	291	121	104	10	22	9	0	0	0	25

ATTORNEY GENERAL
DETAIL

LEGISLATIVE DISTRICT OR TOWN	ELECTION DISTRICT	TOTAL VOTERS	ERIC T. SCHNEIDERMAN	DAN DONOVAN	ERIC T. SCHNEIDERMAN	DAN DONOVAN	ERIC T. SCHNEIDERMAN	CARL E. PERSON	RAMON J. JIMENEZ	SCATTER	BLANK AND VOID
			DEM	REP	IND	CON	WOR	LBT	FRE		
Irondequoit											
	33	224	75	79	18	22	12	4	0	0	14
	34	445	156	200	15	38	8	4	0	0	24
	35	198	88	60	12	12	8	3	1	0	14
	36	154	80	42	6	6	3	3	0	0	14
	37	259	102	97	15	22	3	2	0	0	18
	38	183	100	50	3	9	6	3	0	0	12
	39	142	60	49	2	3	2	0	0	0	26
	40	191	69	81	8	8	10	3	0	0	12
	41	294	137	88	12	15	11	0	0	0	31
	42	325	108	130	15	34	10	4	0	0	24
	43	222	93	67	11	22	3	3	0	0	23
	44	556	228	206	21	45	8	2	1	0	45
	45	241	101	84	16	12	3	2	0	0	23
	46	298	110	114	8	23	11	0	0	0	32
	47	110	49	42	2	7	2	0	0	1	7
	48	297	126	102	14	34	6	1	0	0	14
	49	277	103	93	12	30	8	5	0	0	26
	50	189	85	58	10	7	8	1	0	0	20
	51	398	165	141	19	37	7	4	0	1	24
	52	323	159	93	19	14	11	6	0	0	21
	53	254	105	87	10	20	5	1	0	0	26
	54	95	48	27	3	8	0	0	0	0	9
	55	291	136	84	18	25	7	3	0	0	18
	56	263	122	92	9	14	5	1	0	0	20
	57	401	157	155	23	23	9	2	0	0	32
	58	327	128	120	11	37	9	0	0	0	22
	59	269	102	97	13	21	5	5	0	1	25
	60	303	145	89	13	30	3	3	0	0	20

ATTORNEY GENERAL
DETAIL

LEGISLATIVE DISTRICT OR TOWN	ELECTION DISTRICT	TOTAL VOTERS	ERIC T. SCHNEIDERMAN	DAN DONOVAN	ERIC T. SCHNEIDERMAN	DAN DONOVAN	ERIC T. SCHNEIDERMAN	CARL E. PERSON	RAMON J. JIMENEZ	SCATTER	BLANK AND VOID
			DEM	REP	IND	CON	WOR	LBT	FRE		
Irondequoit											
	61	361	140	156	18	18	7	1	0	0	21
	62	323	117	122	19	33	6	5	0	0	21
	63	234	94	87	8	19	4	3	1	0	18
	64	169	78	56	3	19	2	1	0	0	10
	65	198	99	52	9	13	6	3	0	0	16
	66	135	83	27	2	4	1	2	0	0	16
	67	252	107	85	7	19	10	1	0	0	23
	68	260	106	95	5	24	8	1	0	0	21
	69	111	70	21	4	4	1	0	0	0	11
	70	95	40	31	5	7	6	2	0	0	4
	71/72	92	40	30	7	3	3	0	0	0	9
Irondequoit		19,353	8,161	6,666	858	1,471	532	187	11	5	1,462
Mendon											
	1	558	173	241	29	62	8	7	0	1	37
	2	420	157	143	24	39	11	6	1	0	39
	3	551	169	265	19	68	5	2	1	0	22
	4	405	149	150	18	33	13	5	0	1	36
	5	490	140	233	21	56	9	5	0	0	26
	6	460	155	182	20	58	10	6	1	0	28
	7	533	161	253	20	58	9	2	1	0	29
	8	196	76	82	8	16	3	1	0	0	10
	9	402	128	180	14	44	4	5	0	0	27
Mendon		4,015	1,308	1,729	173	434	72	39	4	2	254
Ogden											
	1	320	117	122	14	35	8	4	0	0	20
	2	363	101	147	18	53	13	5	2	0	24
	3	481	149	222	17	52	8	5	0	0	28

ATTORNEY GENERAL
DETAIL

LEGISLATIVE DISTRICT OR TOWN	ELECTION DISTRICT	TOTAL VOTERS	ERIC T. SCHNEIDERMAN	DAN DONOVAN	ERIC T. SCHNEIDERMAN	DAN DONOVAN	ERIC T. SCHNEIDERMAN	CARL E. PERSON	RAMON J. JIMENEZ	SCATTER	BLANK AND VOID
			DEM	REP	IND	CON	WOR	LBT	FRE		
Ogden	4	313	92	133	11	47	9	0	0	0	21
	5	338	82	160	16	44	15	4	0	0	17
	6	408	137	170	14	50	4	4	0	0	29
	7	231	63	108	9	27	10	2	0	0	12
	8	329	94	160	12	27	8	3	0	0	25
	9	330	95	138	13	38	14	4	0	0	28
	10	316	90	130	16	43	7	4	1	0	25
	11	293	71	129	19	41	7	4	0	0	22
	12	388	112	169	21	44	9	6	0	0	27
	13	275	81	130	10	21	9	5	1	0	18
	14	304	88	133	14	40	11	1	0	0	17
	15	429	112	183	17	56	4	5	1	0	51
	16	237	51	131	11	33	2	1	0	0	8
	17	288	69	140	8	36	6	6	0	0	23
	18	378	117	147	13	57	14	6	0	0	24
	19	434	145	186	11	57	7	4	0	0	24
	20	404	102	183	12	74	3	9	0	0	21
Ogden		6,859	1,968	3,021	276	875	168	82	5	0	464
Parma	1	383	99	171	20	59	7	6	0	0	21
	2	440	130	188	17	64	8	5	0	0	28
	3	317	84	146	11	42	7	3	0	0	24
	4	350	92	158	9	50	7	5	0	0	29
	5	254	66	115	14	28	8	3	0	0	20
	6	162	31	83	10	20	2	4	0	0	12
	7	356	100	158	9	46	9	4	0	0	30
	8	504	159	216	23	59	17	2	1	1	26

ATTORNEY GENERAL
DETAIL

LEGISLATIVE DISTRICT OR TOWN	ELECTION DISTRICT	TOTAL VOTERS	ERIC T. SCHNEIDERMAN	DAN DONOVAN	ERIC T. SCHNEIDERMAN	DAN DONOVAN	ERIC T. SCHNEIDERMAN	CARL E. PERSON	RAMON J. JIMENEZ	SCATTER	BLANK AND VOID
			DEM	REP	IND	CON	WOR	LBT	FRE		
Parma	9	357	87	172	13	44	12	4	1	0	24
	10	366	89	179	17	51	8	0	2	0	20
	11	394	113	173	23	44	13	7	0	0	21
	12	368	123	149	14	46	9	3	0	0	24
	13	586	167	255	25	63	17	9	0	0	50
	14	274	70	110	9	46	14	3	0	0	22
	15	363	86	159	18	45	11	7	0	1	36
Parma		5,474	1,496	2,432	232	707	149	65	4	2	387
Penfield	1	136	52	42	15	18	1	1	0	0	7
	2	352	132	133	20	30	14	7	0	0	16
	3	265	76	101	16	37	10	2	2	0	21
	4	409	80	214	12	66	14	3	0	0	20
	5	374	151	144	15	26	12	6	0	0	20
	6	301	89	151	9	27	3	3	0	0	19
	7	363	136	149	12	38	9	3	0	0	16
	8	280	126	93	9	22	8	7	0	0	15
	9	454	230	125	26	41	9	4	0	0	19
	10	288	98	110	16	26	11	3	1	0	23
	11	234	85	94	9	16	9	5	0	0	16
	12	399	154	170	18	31	7	2	0	0	17
	13	406	166	149	16	41	5	3	0	0	26
	14	444	127	198	14	57	8	9	0	1	30
	15	488	177	207	22	40	7	6	0	0	29
	16	188	64	80	9	10	4	7	0	0	14
	17	372	126	159	18	30	8	2	0	0	29
	18	260	88	115	14	23	9	0	0	0	11

ATTORNEY GENERAL
DETAIL

LEGISLATIVE DISTRICT OR TOWN	ELECTION DISTRICT	TOTAL VOTERS	ERIC T. SCHNEIDERMAN	DAN DONOVAN	ERIC T. SCHNEIDERMAN	DAN DONOVAN	ERIC T. SCHNEIDERMAN	CARL E. PERSON	RAMON J. JIMENEZ	SCATTER	BLANK AND VOID
			DEM	REP	IND	CON	WOR	LBT	FRE		
Penfield	19	506	195	213	24	43	9	4	0	0	18
	20	428	156	183	19	37	8	3	2	0	20
	21	418	189	135	21	33	15	4	0	0	21
	22	339	149	107	16	28	8	9	1	0	21
	23	495	192	207	17	39	12	3	0	1	24
	24	492	166	207	23	51	14	3	0	1	27
	25	320	99	143	5	41	3	2	0	0	27
	26	263	79	117	13	16	7	4	3	0	24
	27	415	167	151	22	43	6	2	0	3	21
	28	295	124	99	18	22	9	6	0	0	17
	29	422	166	159	18	35	11	5	0	0	28
	30	589	189	256	24	55	4	7	0	0	54
	31	212	102	72	10	13	6	2	1	0	6
	32	234	112	80	9	9	6	2	0	0	16
	33	340	136	126	14	39	5	0	0	0	20
	34	313	98	145	11	20	6	0	0	0	33
	35	422	158	166	22	38	3	7	0	0	28
	36	349	131	147	14	22	12	3	0	0	20
	37	612	196	300	22	47	5	4	1	0	37
	38	241	80	110	9	19	5	3	0	0	15
	39	260	84	114	7	33	10	1	0	0	11
	40	438	146	207	19	30	11	2	0	1	22
	41	353	112	161	16	33	4	4	0	0	23
	42	271	93	123	7	21	8	4	1	0	14
Penfield		15,040	5,476	6,162	650	1,346	335	157	12	7	895

ATTORNEY GENERAL
DETAIL

LEGISLATIVE DISTRICT OR TOWN	ELECTION DISTRICT	TOTAL VOTERS	ERIC T. SCHNEIDERMAN	DAN DONOVAN	ERIC T. SCHNEIDERMAN	DAN DONOVAN	ERIC T. SCHNEIDERMAN	CARL E. PERSON	RAMON J. JIMENEZ	SCATTER	BLANK AND VOID
			DEM	REP	IND	CON	WOR	LBT	FRE		
Perinton											
	1	524	178	244	22	42	10	1	0	0	27
	2	481	195	190	26	32	8	7	0	0	23
	3	339	149	134	6	21	5	3	0	0	21
	4	343	156	115	13	23	8	4	0	0	24
	5	198	66	79	11	13	8	4	0	0	17
	6	330	136	114	19	24	8	6	0	0	23
	7	436	188	159	21	27	9	6	0	0	26
	8	377	146	143	14	44	9	4	0	0	17
	9	486	168	204	24	54	7	4	0	1	24
	10	419	153	160	22	40	9	4	0	0	31
	11	258	90	105	14	21	9	1	0	0	18
	12	357	164	131	11	25	8	0	0	0	18
	13	338	107	179	11	20	1	1	0	0	19
	14	388	142	157	17	37	9	1	0	0	25
	15	319	140	106	11	20	3	5	1	0	33
	16	311	128	122	11	32	4	2	0	1	11
	17	385	165	139	14	27	11	3	0	0	26
	18	352	124	132	19	40	7	5	0	0	25
	19	362	125	145	13	46	7	5	0	1	20
	20	357	150	144	15	23	7	2	0	0	16
	21	427	158	151	18	39	11	5	1	0	44
	22	270	106	103	10	23	6	6	0	0	16
	23	381	139	171	12	33	8	2	0	0	16
	24	617	221	276	28	36	9	2	0	0	45
	25	296	115	113	15	14	7	3	0	0	29
	26	419	135	179	26	51	4	4	0	1	19

ATTORNEY GENERAL
DETAIL

LEGISLATIVE DISTRICT OR TOWN	ELECTION DISTRICT	TOTAL VOTERS	ERIC T. SCHNEIDERMAN	DAN DONOVAN	ERIC T. SCHNEIDERMAN	DAN DONOVAN	ERIC T. SCHNEIDERMAN	CARL E. PERSON	RAMON J. JIMENEZ	SCATTER	BLANK AND VOID
			DEM	REP	IND	CON	WOR	LBT	FRE		
Perinton											
	27	284	91	125	15	18	11	2	0	0	22
	28	331	120	133	9	41	4	2	0	0	22
	29	245	97	96	7	19	8	1	2	0	15
	30	363	129	159	17	37	6	1	0	0	14
	31	444	161	196	16	28	7	3	1	0	32
	32	310	130	109	18	20	4	3	0	0	26
	33	417	158	177	14	34	11	9	0	0	14
	34	426	131	199	15	41	5	2	0	0	33
	35	313	138	107	11	31	2	3	0	0	21
	36	204	75	81	9	19	6	2	0	0	12
	37	347	144	129	14	32	6	3	0	0	19
	38	396	151	146	13	39	13	3	0	0	31
	39	425	139	168	18	48	8	8	0	0	36
	40	281	92	123	8	27	5	5	0	0	21
	41	258	93	106	7	18	4	6	0	0	24
	42	311	120	115	14	19	11	7	0	0	25
	43	626	203	303	23	47	6	5	0	0	39
	44	352	120	157	17	22	12	2	0	0	22
	45	678	228	308	18	68	8	3	2	0	43
	46	218	94	76	11	21	5	4	1	0	6
	47	380	116	178	17	35	7	3	0	0	24
	48	304	123	118	12	25	2	5	0	1	18
	49	343	121	162	11	30	2	5	0	0	12
	50	115	67	24	3	3	4	3	1	0	10
	51	417	102	235	15	41	3	2	0	0	19
	52	327	96	158	6	34	2	2	0	0	29
	53	312	115	128	16	33	7	2	1	0	10
	54	644	202	308	18	68	13	7	0	0	28

ATTORNEY GENERAL
DETAIL

LEGISLATIVE DISTRICT OR TOWN	ELECTION DISTRICT	TOTAL VOTERS	ERIC T. SCHNEIDERMAN	DAN DONOVAN	ERIC T. SCHNEIDERMAN	DAN DONOVAN	ERIC T. SCHNEIDERMAN	CARL E. PERSON	RAMON J. JIMENEZ	SCATTER	BLANK AND VOID
			DEM	REP	IND	CON	WOR	LBT	FRE		
Perinton	55	384	152	164	14	31	4	2	0	1	16
	56	464	130	241	13	45	9	7	0	0	19
Perinton		20,689	7,582	8,624	822	1,781	387	202	10	6	1,275
Pittsford	1	291	127	112	12	19	8	2	0	1	10
	2	319	145	105	13	32	7	3	0	0	14
	3	553	220	246	22	25	10	1	0	0	29
	4	424	173	176	18	27	7	4	0	0	19
	5	304	163	88	8	20	12	3	0	0	10
	6	251	141	67	1	13	5	3	0	0	21
	7	184	81	73	7	13	2	0	0	2	6
	8	408	125	216	13	35	3	0	0	0	16
	9	428	174	182	11	28	11	2	0	0	20
	10	448	168	203	12	33	5	4	0	0	23
	11	302	119	115	17	22	8	2	0	0	19
	12	360	136	154	10	30	5	3	1	0	21
	13	266	110	100	11	26	3	3	0	0	13
	14	480	187	207	11	44	4	4	0	0	23
	15	247	100	89	14	16	9	0	0	0	19
	16	286	132	106	9	25	1	2	1	0	10
	17	496	235	175	17	41	3	2	0	1	22
	18	351	159	130	11	21	7	2	0	0	21
	19	234	89	82	10	34	4	4	0	0	11
	20	383	172	151	15	22	5	1	0	0	17
	21	377	189	129	10	23	8	1	0	0	17
	22	470	214	180	15	31	2	3	0	1	24
	23	360	141	151	12	31	5	5	0	0	15

ATTORNEY GENERAL
DETAIL

LEGISLATIVE DISTRICT OR TOWN	ELECTION DISTRICT	TOTAL VOTERS	ERIC T. SCHNEIDERMAN	DAN DONOVAN	ERIC T. SCHNEIDERMAN	DAN DONOVAN	ERIC T. SCHNEIDERMAN	CARL E. PERSON	RAMON J. JIMENEZ	SCATTER	BLANK AND VOID
			DEM	REP	IND	CON	WOR	LBT	FRE		
Pittsford											
	24	479	179	224	16	30	2	3	0	0	25
	25	498	209	217	17	23	3	5	0	0	24
	26	360	135	151	13	29	9	3	1	0	19
	27	335	137	137	10	32	5	1	0	0	13
	28	362	144	157	13	15	2	0	0	0	31
	29	359	124	150	19	24	10	2	0	0	30
	30	322	129	147	9	17	4	3	0	0	13
	31	445	164	193	15	43	7	3	0	0	20
	32	389	173	147	11	30	1	2	0	0	25
	33	491	151	247	13	46	4	7	1	0	22
	34	453	162	232	9	21	5	3	0	0	21
Pittsford		12,715	5,207	5,239	424	921	186	86	4	5	643
Riga											
	1	493	140	221	26	59	13	7	0	0	27
	2	401	111	184	13	55	12	3	0	0	23
	3	290	102	121	14	26	3	4	0	0	20
	4	376	107	177	24	42	7	2	0	0	17
	5	348	75	174	17	53	5	2	1	0	21
	6	339	72	157	8	69	3	5	0	0	25
Riga		2,247	607	1,034	102	304	43	23	1	0	133
Rush											
	1	429	136	186	19	47	6	3	1	0	31
	2	327	105	157	9	26	5	5	0	0	20
	3	463	178	168	16	44	14	8	1	0	34
	4	445	142	201	14	54	12	3	0	0	19
Rush		1,664	561	712	58	171	37	19	2	0	104

ATTORNEY GENERAL
DETAIL

LEGISLATIVE DISTRICT OR TOWN	ELECTION DISTRICT	TOTAL VOTERS	ERIC T. SCHNEIDERMAN	DAN DONOVAN	ERIC T. SCHNEIDERMAN	DAN DONOVAN	ERIC T. SCHNEIDERMAN	CARL E. PERSON	RAMON J. JIMENEZ	SCATTER	BLANK AND VOID
			DEM	REP	IND	CON	WOR	LBT	FRE		
Sweden											
	1	357	143	147	12	25	6	3	0	0	21
	2	181	77	59	6	15	10	2	1	0	11
	3	382	159	127	13	25	13	8	0	0	37
	4	412	148	165	17	40	13	6	0	0	23
	5	98	45	34	3	8	4	2	0	0	2
	6	308	108	119	9	37	5	4	0	0	26
	7	375	162	127	18	44	8	1	0	0	15
	8	270	69	122	10	34	13	9	0	0	13
	9	211	71	84	5	21	7	7	0	0	16
	10	444	118	186	18	64	9	11	0	0	38
	11	112	43	26	6	17	6	1	0	0	13
	12	295	88	125	11	41	5	2	2	0	21
Sweden		3,445	1,231	1,321	128	371	99	56	3	0	236
Webster											
	1	389	128	165	22	39	7	2	0	0	26
	2	381	141	163	14	27	8	4	0	1	23
	3	406	141	177	18	36	10	3	0	0	21
	4	185	61	73	5	26	6	3	0	0	11
	5	371	138	153	14	27	9	3	0	0	27
	6	344	151	115	13	26	9	3	0	0	27
	7	392	150	155	12	29	9	4	1	0	32
	8	351	121	138	17	41	5	6	0	0	23
	9	492	141	226	23	53	7	5	0	0	37
	10	541	150	257	33	59	14	2	0	1	25
	11	354	99	171	13	42	6	4	0	0	19
	12	482	149	216	22	58	7	8	0	0	22
	13	355	105	171	15	28	11	3	0	0	22

ATTORNEY GENERAL
DETAIL

LEGISLATIVE DISTRICT OR TOWN	ELECTION DISTRICT	TOTAL VOTERS	ERIC T. SCHNEIDERMAN	DAN DONOVAN	ERIC T. SCHNEIDERMAN	DAN DONOVAN	ERIC T. SCHNEIDERMAN	CARL E. PERSON	RAMON J. JIMENEZ	SCATTER	BLANK AND VOID
			DEM	REP	IND	CON	WOR	LBT	FRE		
Webster											
	14	330	128	126	17	32	7	0	0	0	20
	15	268	87	109	13	23	9	5	0	0	22
	16	410	163	157	12	41	6	1	0	0	30
	17	362	98	158	20	51	5	3	0	0	27
	18	284	107	107	19	24	3	4	0	0	20
	19	556	158	268	29	54	9	2	0	0	36
	20	479	146	195	24	62	9	4	2	0	37
	21	417	132	186	20	37	7	5	0	0	30
	22	381	122	164	15	42	6	4	0	0	28
	23	340	120	136	21	32	7	5	0	0	19
	24	823	309	320	29	94	15	5	0	0	51
	25	280	122	101	14	20	6	7	0	0	10
	26	357	115	154	13	37	5	4	1	0	28
	27	273	88	122	7	33	4	4	0	0	15
	28	358	111	157	14	45	9	3	0	0	19
	29	263	103	92	9	27	4	3	0	0	25
	30	240	101	76	16	19	8	7	0	0	13
	31	430	143	172	24	45	8	2	1	0	35
	32	448	153	185	15	57	8	5	0	0	25
	33	396	133	165	17	45	8	4	0	0	24
	34	210	77	90	10	15	2	2	0	0	14
	35	268	85	112	12	44	2	3	0	0	10
	36	329	98	156	10	40	5	0	1	0	19
	37	593	205	251	27	46	12	3	0	0	49
	38	471	217	156	14	39	10	3	0	0	32
	39	373	155	144	16	22	2	8	0	0	26
	40	554	208	229	21	53	8	2	0	0	33
	41	452	148	189	27	55	6	1	0	0	26

ATTORNEY GENERAL
DETAIL

LEGISLATIVE DISTRICT OR TOWN	ELECTION DISTRICT	TOTAL VOTERS	ERIC T. SCHNEIDERMAN	DAN DONOVAN	ERIC T. SCHNEIDERMAN	DAN DONOVAN	ERIC T. SCHNEIDERMAN	CARL E. PERSON	RAMON J. JIMENEZ	SCATTER	BLANK AND VOID
			DEM	REP	IND	CON	WOR	LBT	FRE		
Webster	42	348	104	146	17	47	5	4	0	0	25
	43	286	94	121	10	33	5	2	0	1	20
Webster		<u>16,622</u>	<u>5,705</u>	<u>6,924</u>	<u>733</u>	<u>1,705</u>	<u>308</u>	<u>155</u>	<u>6</u>	<u>3</u>	<u>1,083</u>
Wheatland	1	334	126	121	15	46	10	2	0	0	14
	2	340	114	149	11	33	7	4	0	0	22
	3	418	161	148	16	44	15	6	0	0	28
	4	317	107	134	15	31	3	6	0	0	21
	5	390	104	186	13	51	11	3	0	1	21
Wheatland		<u>1,799</u>	<u>612</u>	<u>738</u>	<u>70</u>	<u>205</u>	<u>46</u>	<u>21</u>	<u>0</u>	<u>1</u>	<u>106</u>
TOWNS		<u>193,168</u>	<u>72,458</u>	<u>75,263</u>	<u>7,971</u>	<u>18,082</u>	<u>4,363</u>	<u>1,936</u>	<u>121</u>	<u>60</u>	<u>12,914</u>
GRAND TOTAL:		<u><u>233,273</u></u>	<u><u>97,537</u></u>	<u><u>81,475</u></u>	<u><u>9,305</u></u>	<u><u>19,778</u></u>	<u><u>6,020</u></u>	<u><u>2,398</u></u>	<u><u>208</u></u>	<u><u>89</u></u>	<u><u>16,463</u></u>

UNITED STATES SENATOR
6 YEAR TERM
SUMMARY

LEGISLATIVE DISTRICT OR TOWN	TOTAL VOTERS	CHARLES E. SCHUMER	JAY TOWNSEND	CHARLES E. SCHUMER	JAY TOWNSEND	CHARLES E. SCHUMER	COLIA CLARK	RANDY A. CREDICO	SCATTER	BLANK AND VOID
		DEM	REP	IND	CON	WOR	GRN	LBT/APP		
Leg. Dist. 06	1,569	838	381	94	125	51	15	12	1	52
Leg. Dist. 07	851	471	186	56	51	39	6	4	0	38
Leg. Dist. 21	5,640	3,917	697	211	249	239	78	40	2	207
Leg. Dist. 22	2,393	1,947	101	52	38	29	21	8	0	197
Leg. Dist. 23	6,616	4,334	975	314	269	321	160	66	3	174
Leg. Dist. 24	3,926	2,574	473	173	119	284	113	61	4	125
Leg. Dist. 25	3,941	3,044	237	110	73	141	66	32	2	236
Leg. Dist. 26	2,767	1,787	461	117	161	99	36	23	1	82
Leg. Dist. 27	5,587	4,461	365	140	115	179	55	17	2	253
Leg. Dist. 28	3,045	2,125	392	115	127	84	39	17	1	145
Leg. Dist. 29	3,918	2,944	416	100	133	91	27	10	2	195
CITY	40,253	28,442	4,684	1,482	1,460	1,557	616	290	18	1,704
Brighton	13,753	8,646	2,840	650	604	415	144	91	3	360
Chili	10,468	4,879	3,295	570	1,024	270	77	74	5	274
Clarkson	2,100	808	791	142	239	51	19	11	0	39
East Rochester	1,995	1,048	504	134	115	58	16	15	1	104
Gates	8,940	4,996	2,282	444	615	238	42	50	3	270
Greece	31,854	15,600	9,389	1,904	2,944	794	176	167	11	869
Hamlin	2,779	995	1,137	158	300	81	20	33	1	54
Henrietta	11,544	6,019	3,197	642	903	299	95	79	3	307
Irondequoit	19,392	10,672	5,057	1,063	1,259	541	155	106	3	536
Mendon	4,030	1,720	1,442	251	384	67	31	29	3	103
Ogden	6,861	2,808	2,426	406	810	175	31	43	3	159
Parma	5,478	2,144	1,977	346	634	164	31	44	5	133
Penfield	15,059	7,239	4,898	894	1,188	339	79	105	6	311
Perinton	20,741	9,911	6,960	1,171	1,622	387	128	115	5	442
Pittsford	12,755	6,546	4,203	595	800	196	71	61	9	274
Riga	2,248	884	835	137	256	47	16	17	0	56
Rush	1,666	769	575	89	142	42	13	8	0	28
Sweden	3,453	1,586	1,119	172	323	100	35	32	2	84
Webster	16,632	7,817	5,422	971	1,547	338	96	92	4	345
Wheatland	1,801	804	595	100	195	45	13	8	1	40
TOWNS	193,549	95,891	58,944	10,839	15,904	4,647	1,288	1,180	68	4,788
GRAND TOTAL:	233,802	124,333	63,628	12,321	17,364	6,204	1,904	1,470	86	6,492

UNITED STATES SENATOR
6 YEAR TERM
DETAIL

LEGISLATIVE DISTRICT OR TOWN	ELECTION DISTRICT	TOTAL VOTERS	CHARLES E. SCHUMER	JAY TOWNSEND	CHARLES E. SCHUMER	JAY TOWNSEND	CHARLES E. SCHUMER	COLIA CLARK	RANDY A. CREDICO	SCATTER	BLANK AND VOID
			DEM	REP	IND	CON	WOR	GRN	LBT/APP		
Leg. Dist. 06											
	1	388	206	94	28	25	18	4	4	0	9
	2	175	104	33	9	19	2	0	1	0	7
	3	229	114	61	18	21	4	0	0	0	11
	4	274	156	57	13	23	12	3	4	0	6
	5	262	137	65	15	22	9	4	1	0	9
	6	241	121	71	11	15	6	4	2	1	10
Leg. Dist. 06		1,569	838	381	94	125	51	15	12	1	52
Leg. Dist. 07											
	1	388	204	94	33	26	20	0	3	0	8
	2	241	145	41	11	11	10	4	0	0	19
	3	222	122	51	12	14	9	2	1	0	11
Leg. Dist. 07		851	471	186	56	51	39	6	4	0	38
Leg. Dist. 21											
	1	280	167	51	13	17	21	6	2	0	3
	2	217	138	45	11	11	5	0	5	0	2
	3	137	96	13	3	11	4	1	0	0	9
	4	146	113	10	4	4	3	0	2	1	9
	5/16	306	184	55	12	23	13	7	2	0	10
	6	237	162	27	11	4	13	7	1	0	12
	7	372	246	51	17	17	15	6	3	0	17
	8	102	77	8	1	3	7	0	2	0	4
	9	245	154	39	11	13	9	11	2	0	6
	10	344	232	52	16	16	13	3	0	0	12
	11	170	137	9	3	6	5	0	0	0	10
	12	301	194	45	14	10	18	7	3	0	10
	13	138	90	7	9	5	22	4	0	0	1
	14	344	217	44	13	27	21	4	1	1	16
	15	247	179	28	10	8	8	4	0	0	10
	17/28	204	148	28	7	5	4	3	0	0	9
	18	137	103	12	2	3	3	2	2	0	10
	19	68	54	4	1	2	2	1	2	0	2
	20	128	84	17	6	8	9	0	3	0	1

UNITED STATES SENATOR
6 YEAR TERM
DETAIL

LEGISLATIVE DISTRICT OR TOWN	ELECTION DISTRICT	TOTAL VOTERS	CHARLES E. SCHUMER	JAY TOWNSEND	CHARLES E. SCHUMER	JAY TOWNSEND	CHARLES E. SCHUMER	COLIA CLARK	RANDY A. CREDICO	SCATTER	BLANK AND VOID
			DEM	REP	IND	CON	WOR	GRN	LBT/APP		
Leg. Dist. 21											
	21	203	149	20	6	9	7	3	0	0	9
	22	176	128	19	1	13	3	0	1	0	11
	23	135	105	10	5	5	3	2	0	0	5
	24	296	191	48	18	14	16	3	3	0	3
	25	172	146	10	3	2	0	1	1	0	9
	26	155	135	5	2	2	3	2	0	0	6
	27	108	79	12	4	3	5	0	2	0	3
	29	59	52	4	1	2	0	0	0	0	0
	30	8	4	2	0	0	1	0	0	0	1
	31/34	90	71	8	3	1	3	0	1	0	3
	32	10	6	2	0	0	2	0	0	0	0
	33	105	76	12	4	5	1	1	2	0	4
Leg. Dist. 21		5,640	3,917	697	211	249	239	78	40	2	207
Leg. Dist. 22											
	1	133	102	17	1	3	2	2	0	0	6
	2	62	53	4	1	0	0	0	0	0	4
	3	132	101	3	1	4	0	1	1	0	21
	4	57	51	0	1	1	1	0	0	0	3
	5	120	100	6	1	2	3	3	1	0	4
	6	125	105	4	1	0	2	1	0	0	12
	7	75	65	1	2	3	0	1	0	0	3
	8	142	105	13	1	7	4	1	1	0	10
	9	105	83	5	3	2	2	0	0	0	10
	10	97	83	2	1	0	1	0	0	0	10
	11	117	95	6	3	3	0	2	0	0	8
	12	88	78	2	2	0	1	2	0	0	3
	13	54	45	1	2	0	0	0	0	0	6
	14	138	106	12	3	2	1	2	3	0	9
	15	130	111	2	3	1	3	2	1	0	7
	16	50	45	2	0	0	0	0	0	0	3
	17	64	50	3	4	1	1	0	0	0	5
	18	79	52	4	2	1	0	1	0	0	19

UNITED STATES SENATOR
6 YEAR TERM
DETAIL

LEGISLATIVE DISTRICT OR TOWN	ELECTION DISTRICT	TOTAL VOTERS	CHARLES E. SCHUMER	JAY TOWNSEND	CHARLES E. SCHUMER	JAY TOWNSEND	CHARLES E. SCHUMER	COLIA CLARK	RANDY A. CREDICO	SCATTER	BLANK AND VOID
			DEM	REP	IND	CON	WOR	GRN	LBT/APP		
Leg. Dist. 22											
	19	92	83	1	2	2	0	1	0	0	3
	20	122	105	2	5	1	1	1	0	0	7
	21	89	70	1	2	2	1	0	0	0	13
	22	142	114	5	6	1	2	0	1	0	13
	23	103	87	1	1	1	1	0	0	0	12
	24	77	58	4	4	1	3	1	0	0	6
Leg. Dist. 22		2,393	1,947	101	52	38	29	21	8	0	197
Leg. Dist. 23											
	1	128	79	23	4	4	10	4	2	0	2
	2	286	191	31	11	9	17	13	4	1	9
	3	157	101	18	9	2	10	13	3	0	1
	4	361	241	55	15	19	12	6	3	0	10
	5	219	148	30	9	6	9	6	2	0	9
	6	151	100	22	5	9	3	5	1	0	6
	7	242	153	29	12	10	22	7	2	0	7
	8	234	145	40	11	7	17	6	3	0	5
	9	161	108	26	5	2	11	2	1	0	6
	10	218	142	29	14	8	9	6	2	0	8
	11	249	168	35	10	5	17	7	4	0	3
	12	329	218	60	11	10	12	7	1	0	10
	13	187	117	22	5	16	12	6	4	1	4
	14	205	123	30	16	8	12	8	1	0	7
	15	153	95	21	9	10	3	3	2	0	10
	16	202	137	22	11	7	12	6	2	0	5
	17	315	200	49	27	16	15	0	3	0	5
	18	323	197	52	28	21	9	10	1	0	5
	19	249	158	48	11	10	14	1	0	0	7
	20	319	219	38	9	9	13	12	4	0	15
	21	267	158	50	15	12	19	4	3	0	6
	22	214	148	32	6	6	12	1	1	0	8
	23	122	85	19	2	3	0	7	3	0	3
	24	275	185	52	12	4	8	5	3	0	6

UNITED STATES SENATOR
6 YEAR TERM
DETAIL

LEGISLATIVE DISTRICT OR TOWN	ELECTION DISTRICT	TOTAL VOTERS	CHARLES E. SCHUMER	JAY TOWNSEND	CHARLES E. SCHUMER	JAY TOWNSEND	CHARLES E. SCHUMER	COLIA CLARK	RANDY A. CREDICO	SCATTER	BLANK AND VOID
			DEM	REP	IND	CON	WOR	GRN	LBT/APP		
Leg. Dist. 23											
	25	395	278	45	14	21	20	4	5	1	7
	26	442	312	65	19	14	16	7	3	0	6
	27	213	128	32	14	21	7	4	3	0	4
Leg. Dist. 23		6,616	4,334	975	314	269	321	160	66	3	174
Leg. Dist. 24											
	1	345	222	27	13	14	44	6	7	0	12
	2	279	182	31	13	8	30	10	2	0	3
	3	270	189	27	12	4	24	6	3	0	5
	4	288	197	31	6	9	21	12	4	1	7
	5	271	175	38	18	14	10	3	3	0	10
	6	188	119	31	15	4	10	6	1	0	2
	7	167	114	27	6	4	6	1	4	0	5
	8	245	152	39	12	10	14	5	5	0	8
	9	189	116	31	10	11	4	8	4	0	5
	10	283	184	19	12	6	36	14	4	1	7
	11	112	81	20	2	2	1	2	2	0	2
	12	72	59	5	0	1	3	0	0	0	4
	13	253	167	22	9	7	27	12	4	0	5
	14	278	181	30	14	6	21	9	5	0	12
	15	341	223	41	18	10	10	10	5	1	23
	16	242	139	42	12	7	23	6	4	1	8
	17	103	74	12	1	2	0	3	4	0	7
Leg. Dist. 24		3,926	2,574	473	173	119	284	113	61	4	125
Leg. Dist. 25											
	1	254	184	30	11	9	10	1	2	0	7
	2	185	151	3	4	3	4	6	0	0	14
	3	269	218	5	10	3	5	1	3	1	23
	4	32	24	1	1	1	1	1	0	0	3
	5	213	178	6	4	3	8	2	1	0	11
	6	206	152	9	9	2	11	4	5	0	14
	7	197	169	3	2	1	7	2	1	0	12

UNITED STATES SENATOR
6 YEAR TERM
DETAIL

LEGISLATIVE DISTRICT OR TOWN	ELECTION DISTRICT	TOTAL VOTERS	CHARLES E. SCHUMER	JAY TOWNSEND	CHARLES E. SCHUMER	JAY TOWNSEND	CHARLES E. SCHUMER	COLIA CLARK	RANDY A. CREDICO	SCATTER	BLANK AND VOID
			DEM	REP	IND	CON	WOR	GRN	LBT/APP		
Leg. Dist. 25											
	8	226	192	1	3	2	9	1	0	0	18
	9	136	120	5	2	1	1	2	0	0	5
	10	171	142	7	4	1	1	0	0	0	16
	11	135	124	0	2	0	4	1	0	0	4
	12	298	181	35	16	11	23	12	8	1	11
	13	186	154	1	6	0	4	3	0	0	18
	14/24	314	225	34	9	4	17	10	4	0	11
	15	134	115	1	0	1	3	2	0	0	12
	16	31	17	3	2	1	4	0	1	0	3
	17	100	77	3	3	1	2	0	1	0	13
	18	282	196	30	7	13	11	6	2	0	17
	19/21	98	72	16	2	3	3	1	0	0	1
	20/25	281	201	33	8	9	4	6	4	0	16
	22	157	122	8	5	4	9	3	0	0	6
	23	36	30	3	0	0	0	2	0	0	1
Leg. Dist. 25		3,941	3,044	237	110	73	141	66	32	2	236
Leg. Dist. 26											
	1/13	161	110	20	5	9	10	3	0	0	4
	2	79	53	9	4	5	5	2	0	0	1
	3	154	80	36	5	16	7	3	4	0	3
	4	224	134	42	10	22	6	3	1	0	6
	5	165	96	26	15	16	3	4	1	0	4
	7	185	134	26	7	13	2	1	0	0	2
	8	203	145	29	6	6	6	1	1	0	9
	9	238	142	47	6	17	8	6	4	0	8
	10	197	132	32	12	8	5	0	2	0	6
	11	217	130	48	13	7	10	2	0	0	7

UNITED STATES SENATOR
6 YEAR TERM
DETAIL

LEGISLATIVE DISTRICT OR TOWN	ELECTION DISTRICT	TOTAL VOTERS	CHARLES E. SCHUMER	JAY TOWNSEND	CHARLES E. SCHUMER	JAY TOWNSEND	CHARLES E. SCHUMER	COLIA CLARK	RANDY A. CREDICO	SCATTER	BLANK AND VOID
			DEM	REP	IND	CON	WOR	GRN	LBT/APP		
Leg. Dist. 26											
	12	296	200	44	8	14	15	3	1	0	11
	14	185	118	29	10	7	9	2	5	0	5
	15	209	139	35	10	10	7	1	1	1	5
	16	251	174	36	6	10	6	5	3	0	11
	17	3	0	2	0	1	0	0	0	0	0
Leg. Dist. 26		2,767	1,787	461	117	161	99	36	23	1	82
Leg. Dist. 27											
	1	283	223	16	10	13	8	3	4	0	6
	2	282	212	29	13	14	5	2	3	0	4
	3	236	181	20	7	9	14	1	1	0	3
	4	296	226	27	4	11	10	4	1	0	13
	5	281	226	13	5	3	17	5	0	0	12
	6	221	175	16	4	5	6	0	0	0	15
	7	265	194	29	5	8	12	7	0	0	10
	8	219	176	16	10	1	7	0	0	0	9
	9	286	233	13	3	1	22	4	1	0	9
	10	244	180	21	9	9	9	4	2	0	10
	11	264	210	31	1	8	6	2	1	0	5
	12	219	169	14	9	4	7	1	0	0	15
	13	220	182	6	6	2	5	1	0	1	17
	14	190	164	10	3	2	1	1	1	0	8
	15	212	168	12	6	4	3	2	0	0	17
	16	271	236	6	7	3	9	0	0	0	10
	17	121	94	13	1	4	2	0	0	0	7
	18	174	141	6	7	0	6	2	0	0	12
	19	242	205	6	8	2	8	2	1	0	10
	20	131	114	3	1	1	2	0	0	0	10
	21	125	113	3	1	3	2	0	0	0	3
	22	298	250	12	7	1	4	3	0	1	20
	23	147	121	6	5	0	5	2	0	0	8
	27	205	149	25	5	5	6	5	2	0	8

UNITED STATES SENATOR
6 YEAR TERM
DETAIL

LEGISLATIVE DISTRICT OR TOWN	ELECTION DISTRICT	TOTAL VOTERS	CHARLES E. SCHUMER	JAY TOWNSEND	CHARLES E. SCHUMER	JAY TOWNSEND	CHARLES E. SCHUMER	COLIA CLARK	RANDY A. CREDICO	SCATTER	BLANK AND VOID
			DEM	REP	IND	CON	WOR	GRN	LBT/APP		
Leg. Dist. 27											
	28	155	119	12	3	2	3	4	0	0	12
Leg. Dist. 27		5,587	4,461	365	140	115	179	55	17	2	253
Leg. Dist. 28											
	1	165	119	21	5	8	3	1	0	0	8
	2	170	102	36	6	9	7	2	0	0	8
	3	92	80	5	2	2	0	2	0	0	1
	4	214	158	23	10	6	2	2	0	0	13
	5	123	80	26	5	7	2	1	0	0	2
	6	142	94	23	4	7	5	1	3	0	5
	7	264	191	34	10	8	7	1	1	0	12
	8	190	148	13	4	4	2	6	3	0	10
	9	109	74	12	6	4	1	0	0	0	12
	10	92	43	15	7	11	5	2	3	0	6
	11	164	108	25	5	9	6	4	0	0	7
	12	85	64	10	3	1	1	2	1	0	3
	13/25	132	91	16	5	9	4	1	0	0	6
	14	144	100	12	8	8	2	8	0	0	6
	15	69	46	12	0	1	1	0	0	0	9
	16	151	112	16	6	4	2	1	0	0	10
	17	59	42	4	2	5	1	0	0	0	5
	18/19	211	140	35	9	6	8	2	4	1	6
	21	165	104	26	11	10	10	0	1	0	3
	22	73	59	7	0	2	2	2	0	0	1
	23	202	146	20	6	6	13	1	1	0	9
	24	29	24	1	1	0	0	0	0	0	3
Leg. Dist. 28		3,045	2,125	392	115	127	84	39	17	1	145
Leg. Dist. 29											
	1	28	23	3	1	1	0	0	0	0	0
	2	54	41	4	0	1	3	0	0	0	5
	3	148	124	10	1	5	2	0	0	0	6
	4	213	142	32	7	7	9	1	2	0	13
	5	189	135	31	3	8	4	0	0	1	7

UNITED STATES SENATOR
6 YEAR TERM
DETAIL

LEGISLATIVE DISTRICT OR TOWN	ELECTION DISTRICT	TOTAL VOTERS	CHARLES E. SCHUMER	JAY TOWNSEND	CHARLES E. SCHUMER	JAY TOWNSEND	CHARLES E. SCHUMER	COLIA CLARK	RANDY A. CREDICO	SCATTER	BLANK AND VOID
			DEM	REP	IND	CON	WOR	GRN	LBT/APP		
Leg. Dist. 29											
	6	150	106	22	4	10	0	0	0	0	8
	7	18	16	2	0	0	0	0	0	0	0
	8	191	146	24	4	4	2	0	1	0	10
	9	169	130	17	3	6	4	1	0	0	8
	10	166	126	14	4	8	2	1	2	0	9
	11	148	108	22	5	5	2	0	0	0	6
	12	165	132	10	4	8	3	0	1	0	7
	13	127	103	8	2	2	5	1	0	0	6
	14	176	141	12	4	7	8	1	0	0	3
	15	129	97	11	3	2	6	1	0	0	9
	16	80	64	6	0	1	1	2	0	0	6
	17	2	1	0	0	0	0	0	0	0	1
	18	227	137	40	16	16	9	3	0	0	6
	19	161	118	24	1	2	6	2	0	0	8
	20	219	175	11	4	4	6	8	0	0	11
	21	239	170	26	8	12	11	1	1	0	10
	22	128	113	2	3	0	0	2	0	0	8
	23	170	127	14	3	2	1	0	0	1	22
	24	213	160	23	9	9	3	1	1	0	7
	25	221	158	37	7	4	2	1	1	0	11
	26	112	90	7	3	4	2	1	0	0	5
	27	75	61	4	1	5	0	0	1	0	3
Leg. Dist. 29		<u>3,918</u>	<u>2,944</u>	<u>416</u>	<u>100</u>	<u>133</u>	<u>91</u>	<u>27</u>	<u>10</u>	<u>2</u>	<u>195</u>
CITY		40,253	28,442	4,684	1,482	1,460	1,557	616	290	18	1,704
Brighton											
	1	378	239	69	16	16	17	8	3	0	10
	2	257	141	71	7	13	11	8	2	0	4
	3	287	167	68	9	11	14	2	2	0	14
	4	318	218	48	14	10	13	4	2	1	8
	5	346	240	51	13	10	19	2	2	0	9

UNITED STATES SENATOR
6 YEAR TERM
DETAIL

LEGISLATIVE DISTRICT OR TOWN	ELECTION DISTRICT	TOTAL VOTERS	CHARLES E. SCHUMER	JAY TOWNSEND	CHARLES E. SCHUMER	JAY TOWNSEND	CHARLES E. SCHUMER	COLIA CLARK	RANDY A. CREDICO	SCATTER	BLANK AND VOID
			DEM	REP	IND	CON	WOR	GRN	LBT/APP		
Brighton											
	6	446	267	112	19	17	15	6	3	0	7
	7	239	144	49	13	15	9	2	4	0	3
	8	360	181	126	23	17	1	4	2	0	6
	9	335	201	60	18	24	18	4	3	0	7
	10	382	252	68	14	18	7	6	0	0	17
	11	401	232	87	28	27	17	3	1	0	6
	12	454	301	76	22	14	15	2	7	0	17
	13	269	166	49	21	14	7	6	1	0	5
	14	199	125	42	7	2	9	3	3	0	8
	15	277	168	51	14	21	12	3	4	0	4
	16	239	98	99	15	14	1	1	2	0	9
	17	134	108	15	2	2	3	1	0	0	3
	18	321	222	52	16	7	12	5	3	1	3
	19	220	148	39	7	15	7	2	1	0	1
	20	222	136	45	4	10	6	5	1	0	15
	21	274	174	45	9	16	19	6	1	0	4
	22	347	225	75	19	14	5	1	0	0	8
	23	277	180	54	8	23	9	2	0	0	1
	24	386	240	96	17	15	4	2	3	0	9
	25	275	177	44	8	14	12	5	0	0	15
	26	251	142	54	14	15	8	2	3	0	13
	27	281	179	58	8	7	12	1	0	0	16
	28	396	260	85	16	19	9	3	0	0	4
	29	276	156	77	22	9	4	1	3	0	4
	30	510	334	98	25	15	11	3	6	0	18
	31	283	192	41	19	10	11	1	1	0	8
	32	380	242	80	21	7	8	3	3	0	16
	33	367	233	77	22	16	10	4	1	0	4
	34	312	171	69	19	27	10	10	2	0	4
	35	282	188	57	10	6	9	4	2	0	6
	36	163	100	29	6	9	5	1	5	0	8

UNITED STATES SENATOR
6 YEAR TERM
DETAIL

LEGISLATIVE DISTRICT OR TOWN	ELECTION DISTRICT	TOTAL VOTERS	CHARLES E. SCHUMER	JAY TOWNSEND	CHARLES E. SCHUMER	JAY TOWNSEND	CHARLES E. SCHUMER	COLIA CLARK	RANDY A. CREDICO	SCATTER	BLANK AND VOID
			DEM	REP	IND	CON	WOR	GRN	LBT/APP		
Brighton											
	37	326	236	45	14	9	8	2	1	0	11
	38	353	224	78	16	16	10	3	3	0	3
	39	274	155	67	14	25	4	3	2	0	4
	40	484	336	83	29	10	10	3	1	0	12
	41	318	212	67	14	6	6	2	2	1	8
	42	103	63	22	5	7	3	0	0	0	3
	43	291	176	74	11	12	5	2	3	0	8
	44	106	63	23	6	5	2	1	0	0	6
	45	181	110	38	10	9	5	2	3	0	4
	46	173	124	27	6	6	3	0	0	0	7
		13,753	8,646	2,840	650	604	415	144	91	3	360
Brighton Chili											
	1	262	124	89	13	23	4	2	1	0	6
	2	397	154	140	23	50	10	4	5	0	11
	3	412	197	134	12	33	14	8	3	1	10
	4	231	90	85	6	26	7	2	3	0	12
	5	295	143	91	17	23	10	2	0	0	9
	6	326	154	95	15	29	10	7	3	0	13
	7	160	85	42	9	11	5	2	3	0	3
	8	317	121	115	21	39	10	2	3	0	6
	9	307	151	89	24	24	9	4	2	0	4
	10	230	71	95	11	40	5	1	1	1	5
	11	273	131	84	9	28	10	1	1	0	9
	12	323	164	100	16	26	5	1	1	0	10
	13	450	206	160	22	43	8	1	2	0	8
	14	338	138	118	26	41	6	6	0	0	3
	15	295	141	84	14	31	4	2	4	0	15
	16	429	207	128	15	51	12	3	4	0	9
	17	728	338	226	46	81	16	0	4	0	17
	18	322	143	107	23	29	7	2	3	0	8
	19	322	170	94	17	20	7	0	3	0	11

UNITED STATES SENATOR
6 YEAR TERM
DETAIL

LEGISLATIVE DISTRICT OR TOWN	ELECTION DISTRICT	TOTAL VOTERS	CHARLES E. SCHUMER	JAY TOWNSEND	CHARLES E. SCHUMER	JAY TOWNSEND	CHARLES E. SCHUMER	COLIA CLARK	RANDY A. CREDICO	SCATTER	BLANK AND VOID
			DEM	REP	IND	CON	WOR	GRN	LBT/APP		
Chili											
	20	444	229	124	20	44	10	2	5	0	10
	21	235	127	67	11	17	6	1	0	0	6
	22	238	136	50	10	18	12	2	4	1	5
	23	259	112	92	13	29	7	1	1	0	4
	24	703	321	228	43	63	19	8	4	0	17
	25	228	140	46	14	15	6	1	2	0	4
	26	401	170	132	23	48	11	1	1	0	15
	27	316	144	88	23	33	9	3	4	1	11
	28	261	133	69	17	23	3	1	5	0	10
	29	228	96	70	20	24	10	1	1	0	6
	30	153	68	45	15	19	2	1	0	0	3
	31	14	7	5	1	1	0	0	0	0	0
	32	266	110	97	13	23	8	4	0	0	11
	33	305	158	106	8	19	8	1	1	1	3
		10,468	4,879	3,295	570	1,024	270	77	74	5	274
Clarkson											
	1	396	137	162	25	51	13	2	1	0	5
	2	293	108	117	21	28	5	3	3	0	8
	3	364	155	130	20	39	5	2	2	0	11
	4	477	185	189	28	54	6	6	4	0	5
	5	306	114	107	24	41	10	3	0	0	7
	6	264	109	86	24	26	12	3	1	0	3
		2,100	808	791	142	239	51	19	11	0	39
East Rochester											
	1	349	199	78	25	17	9	5	2	0	14
	2	274	142	69	15	16	8	1	1	0	22
	3	320	173	84	25	15	7	2	2	0	12
	4	263	145	56	18	16	10	2	3	0	13
	5	242	125	70	12	13	8	3	2	1	8
	6	281	147	69	21	16	5	2	4	0	17
	7	266	117	78	18	22	11	1	1	0	18
		1,995	1,048	504	134	115	58	16	15	1	104

UNITED STATES SENATOR
6 YEAR TERM
DETAIL

LEGISLATIVE DISTRICT OR TOWN	ELECTION DISTRICT	TOTAL VOTERS	CHARLES E. SCHUMER	JAY TOWNSEND	CHARLES E. SCHUMER	JAY TOWNSEND	CHARLES E. SCHUMER	COLIA CLARK	RANDY A. CREDICO	SCATTER	BLANK AND VOID
			DEM	REP	IND	CON	WOR	GRN	LBT/APP		
Gates	1	197	106	52	6	20	6	0	1	0	6
	2	257	153	61	12	8	3	4	0	0	16
	3	222	128	51	10	16	7	2	2	0	6
	4	269	155	64	14	21	2	1	1	0	11
	5	357	201	99	22	16	7	1	2	0	9
	6	268	154	67	14	12	8	1	3	0	9
	7	476	237	131	28	41	16	5	3	1	14
	8	212	117	61	6	12	8	0	0	1	7
	9	306	190	68	14	10	10	0	0	0	14
	10	168	103	38	5	15	2	0	1	0	4
	11	214	130	45	12	13	7	1	3	0	3
	12	187	108	47	6	10	6	0	4	0	6
	13	266	147	61	19	23	10	0	1	0	5
	14	218	132	47	11	10	6	1	2	0	9
	15	401	229	101	23	26	4	2	2	0	14
	16	218	126	59	3	18	5	1	1	0	5
	17	256	147	61	12	21	7	1	2	0	5
	18	307	145	98	13	29	11	1	1	0	9
	19	274	130	85	15	24	7	1	0	0	12
	20	259	148	64	15	11	9	3	3	0	6
	21	254	153	57	13	15	8	0	1	0	7
	22	232	113	67	16	21	4	2	1	0	8
	23	263	132	78	18	20	3	0	3	0	9
	24	276	158	77	10	13	6	0	1	0	11
	25	232	120	73	13	16	3	1	1	0	5
	26	319	168	83	19	27	9	2	1	1	9
	27	313	200	63	4	23	9	2	0	0	12
	28	207	110	64	12	6	7	2	2	0	4
	29	246	139	54	15	22	3	1	4	0	8
	30	183	110	32	9	12	13	0	1	0	6
	31	211	114	52	9	17	9	0	2	0	8
	32	320	169	90	20	25	10	3	0	0	3
	33	124	80	26	2	9	4	1	0	0	2

UNITED STATES SENATOR
6 YEAR TERM
DETAIL

LEGISLATIVE DISTRICT OR TOWN	ELECTION DISTRICT	TOTAL VOTERS	CHARLES E. SCHUMER	JAY TOWNSEND	CHARLES E. SCHUMER	JAY TOWNSEND	CHARLES E. SCHUMER	COLIA CLARK	RANDY A. CREDICO	SCATTER	BLANK AND VOID
			DEM	REP	IND	CON	WOR	GRN	LBT/APP		
Gates	34	245	134	62	16	20	4	2	1	0	6
	35	183	110	44	8	13	5	1	0	0	2
Gates		8,940	4,996	2,282	444	615	238	42	50	3	270
Greece	1	273	114	91	19	26	9	3	0	0	11
	2	322	119	122	15	40	9	2	4	0	11
	3	261	125	87	12	24	7	1	0	0	5
	4	241	132	60	13	25	3	2	0	0	6
	5	222	129	43	18	15	8	1	1	0	7
	6	197	82	58	21	21	6	1	3	0	5
	7	282	154	67	19	24	9	4	1	0	4
	8	255	120	77	17	20	8	0	2	0	11
	9	228	113	73	14	15	7	2	1	0	3
	10	229	105	68	16	18	12	1	2	1	6
	11	119	72	23	10	8	3	1	0	0	2
	12	150	80	32	9	14	8	2	1	0	4
	13	241	125	64	9	29	5	1	2	0	6
	14	218	106	68	17	15	2	2	1	0	7
	15	245	118	70	20	19	3	0	0	2	13
	16	190	89	57	14	16	7	1	1	0	5
	17	360	147	139	21	32	5	2	4	0	10
	18	324	167	103	13	26	11	0	0	0	4
	19	228	112	60	17	18	8	4	1	0	8
	20	237	114	53	12	33	14	2	0	0	9
	21	232	112	56	19	27	9	1	3	0	5
	22	213	115	75	6	9	4	0	0	1	3
	23	424	236	101	26	30	6	4	5	0	16
	24	415	181	151	23	34	3	2	1	0	20
	25	268	124	78	23	21	15	1	4	0	2
	26	250	135	67	10	24	6	1	0	0	7
	27	358	173	110	24	28	8	1	2	0	12
	28	342	152	96	18	44	16	3	3	1	9

UNITED STATES SENATOR
6 YEAR TERM
DETAIL

LEGISLATIVE DISTRICT OR TOWN	ELECTION DISTRICT	TOTAL VOTERS	CHARLES E. SCHUMER	JAY TOWNSEND	CHARLES E. SCHUMER	JAY TOWNSEND	CHARLES E. SCHUMER	COLIA CLARK	RANDY A. CREDICO	SCATTER	BLANK AND VOID
			DEM	REP	IND	CON	WOR	GRN	LBT/APP		
Greece											
	29	318	163	83	17	31	11	3	2	0	8
	30	207	120	47	8	18	5	2	1	0	6
	31	232	131	53	12	22	4	1	3	0	6
	32	265	149	51	18	25	10	1	1	0	10
	33	346	168	107	15	40	7	1	1	0	7
	34	310	124	111	21	35	7	3	0	0	9
	35	317	145	94	16	38	9	0	0	0	15
	36	355	195	107	15	20	7	0	1	0	10
	37	209	93	59	15	32	4	2	0	0	4
	38	341	148	119	23	35	10	0	0	0	6
	39	193	88	63	9	20	4	0	2	1	6
	40	223	128	51	17	13	3	4	1	0	6
	41	282	152	80	15	21	9	0	1	0	4
	42	263	143	64	25	15	5	2	1	0	8
	43	266	100	87	18	43	6	1	2	0	9
	44	414	195	139	33	26	5	1	3	0	12
	45	405	161	170	18	32	10	2	5	0	7
	46	171	88	42	11	20	6	0	0	0	4
	47	297	153	73	15	36	13	2	1	0	4
	48	223	118	58	11	25	3	0	1	0	7
	49	242	122	65	19	24	3	2	0	0	7
	50	291	151	65	18	33	10	2	2	0	10
	51	191	98	58	9	11	4	3	1	0	7
	52	355	170	107	15	43	13	0	0	0	7
	53	236	142	54	10	18	5	0	1	0	6
	54	338	151	102	30	35	10	2	0	0	8
	55	245	124	59	24	23	5	0	0	1	9
	56	359	180	100	17	41	9	3	0	0	9
	57	299	152	75	26	24	6	1	3	0	12
	58	374	176	122	23	33	7	2	2	0	9
	59	172	109	38	3	9	2	2	0	0	9
	60	230	121	57	14	17	12	2	3	0	4
	61	291	154	65	20	28	6	1	1	0	16

UNITED STATES SENATOR
6 YEAR TERM
DETAIL

LEGISLATIVE DISTRICT OR TOWN	ELECTION DISTRICT	TOTAL VOTERS	CHARLES E. SCHUMER	JAY TOWNSEND	CHARLES E. SCHUMER	JAY TOWNSEND	CHARLES E. SCHUMER	COLIA CLARK	RANDY A. CREDICO	SCATTER	BLANK AND VOID
			DEM	REP	IND	CON	WOR	GRN	LBT/APP		
Greece											
	62	326	177	85	20	23	9	2	1	0	9
	63	317	165	66	20	44	12	1	6	0	3
	64	235	119	67	15	14	4	4	6	0	6
	65	256	130	70	17	13	2	3	2	0	19
	66	167	102	26	9	14	8	2	2	0	4
	67	263	110	85	21	23	9	1	1	0	13
	68	359	171	91	29	45	7	2	0	0	14
	69	202	100	69	12	17	0	1	2	0	1
	70	606	270	205	31	61	15	2	3	0	19
	71	358	174	111	27	26	7	2	2	0	9
	72	357	152	129	20	43	2	2	0	0	9
	73	166	76	49	7	24	3	0	0	0	7
	74	251	145	53	14	18	10	1	4	0	6
	75	228	109	78	11	14	4	2	2	0	8
	76	238	102	93	12	17	3	3	1	0	7
	77	346	186	103	22	19	7	1	0	0	8
	78	206	103	64	10	14	7	2	2	0	4
	79	460	185	169	33	43	18	0	1	1	10
	80	392	188	122	23	36	3	2	1	0	17
	81	193	93	72	9	8	3	3	1	0	4
	82	235	132	60	8	13	6	2	2	0	12
	83	190	105	60	5	12	2	2	0	0	4
	84	347	174	94	20	37	9	0	2	0	11
	85	387	183	115	22	40	7	2	3	0	15
	86	436	231	131	21	44	3	0	1	0	5
	87	283	143	87	14	29	5	1	1	0	3
	88	287	137	94	15	29	6	1	2	0	3
	89	250	115	79	14	21	9	3	1	1	7
	90	323	149	95	10	44	9	2	1	1	12
	91	558	263	187	20	56	14	4	0	0	14
	92	418	225	114	25	36	5	2	1	0	10
	93	417	239	99	26	28	15	1	1	0	8
	94	294	132	92	22	31	8	4	2	0	3

UNITED STATES SENATOR
6 YEAR TERM
DETAIL

LEGISLATIVE DISTRICT OR TOWN	ELECTION DISTRICT	TOTAL VOTERS	CHARLES E. SCHUMER	JAY TOWNSEND	CHARLES E. SCHUMER	JAY TOWNSEND	CHARLES E. SCHUMER	COLIA CLARK	RANDY A. CREDICO	SCATTER	BLANK AND VOID
			DEM	REP	IND	CON	WOR	GRN	LBT/APP		
Greece											
	95	213	131	53	11	10	3	0	2	0	3
	96	388	203	97	24	34	9	6	4	0	11
	97	551	240	199	37	50	8	0	4	0	13
	98	393	189	99	28	37	23	6	3	0	8
	99	336	123	137	18	41	7	2	1	0	7
	100	419	207	127	28	37	5	2	3	0	10
	101	222	99	78	13	16	6	1	2	0	7
	102	407	187	115	30	48	15	2	4	0	6
	103	355	157	111	24	53	5	1	1	0	3
	104	365	197	93	29	25	9	1	1	0	10
	105	235	116	82	6	19	9	0	1	0	2
	106	264	134	78	14	25	6	2	0	0	5
	107	211	89	82	6	22	5	1	1	0	5
	108	183	95	53	9	16	2	0	2	0	6
	109	377	185	97	28	34	10	2	3	1	17
Greece		31,854	15,600	9,389	1,904	2,944	794	176	167	11	869
Hamlin											
	1	270	114	93	23	28	2	2	5	0	3
	2	361	106	189	18	25	8	4	4	0	7
	3	236	76	90	18	34	8	2	4	0	4
	4	233	79	99	14	31	4	1	0	1	4
	5	253	84	109	15	29	6	1	1	0	8
	6	192	88	63	9	18	9	2	2	0	1
	7	422	152	175	19	43	18	2	4	0	9
	8	192	64	73	10	21	9	3	4	0	8
	9	194	72	80	16	19	2	0	2	0	3
	10	360	132	147	12	42	12	3	6	0	6
	11	66	28	19	4	10	3	0	1	0	1
Hamlin		2,779	995	1,137	158	300	81	20	33	1	54
Henrietta											
	1	394	188	133	14	30	11	4	4	0	10
	2	256	121	63	29	29	10	1	1	0	2

UNITED STATES SENATOR
6 YEAR TERM
DETAIL

LEGISLATIVE DISTRICT OR TOWN	ELECTION DISTRICT	TOTAL VOTERS	CHARLES E. SCHUMER	JAY TOWNSEND	CHARLES E. SCHUMER	JAY TOWNSEND	CHARLES E. SCHUMER	COLIA CLARK	RANDY A. CREDICO	SCATTER	BLANK AND VOID
			DEM	REP	IND	CON	WOR	GRN	LBT/APP		
Henrietta											
	3	164	96	41	8	6	6	2	2	0	3
	4	338	226	58	16	25	5	1	4	0	3
	5	306	165	89	15	23	8	4	1	0	1
	6	298	143	94	21	20	8	2	2	0	8
	7	285	149	79	13	28	4	5	0	0	7
	8	312	156	98	19	15	10	2	5	0	7
	9	259	153	60	11	21	6	0	2	0	6
	10	292	141	85	24	23	8	1	3	0	7
	11	284	169	63	12	21	5	1	0	0	13
	12	291	145	87	20	23	6	2	4	0	4
	13	357	168	99	20	40	12	3	5	0	10
	14	241	117	78	11	15	9	2	1	0	8
	15	305	159	82	15	24	11	2	2	0	10
	16	209	105	63	9	15	8	0	2	0	7
	17	357	194	92	15	31	11	7	3	0	4
	18	343	188	81	27	21	8	3	3	1	11
	19	272	136	88	12	19	7	1	1	0	8
	20	391	171	126	24	38	13	2	10	0	7
	21	242	138	57	15	10	11	4	0	0	7
	22	449	257	123	19	31	8	4	2	0	5
	23	235	121	64	12	15	8	2	1	0	12
	24	333	177	79	23	24	12	1	4	1	12
	25	306	145	92	18	27	9	6	0	0	9
	26	560	279	158	36	54	9	3	4	0	17
	27	482	222	152	30	51	8	2	1	0	16
	28	384	189	117	21	26	6	6	3	0	16
	29	592	303	161	31	50	17	9	1	0	20

UNITED STATES SENATOR
6 YEAR TERM
DETAIL

LEGISLATIVE DISTRICT OR TOWN	ELECTION DISTRICT	TOTAL VOTERS	CHARLES E. SCHUMER	JAY TOWNSEND	CHARLES E. SCHUMER	JAY TOWNSEND	CHARLES E. SCHUMER	COLIA CLARK	RANDY A. CREDICO	SCATTER	BLANK AND VOID
			DEM	REP	IND	CON	WOR	GRN	LBT/APP		
Henrietta											
	30	582	312	147	29	49	14	5	1	0	25
	31	181	95	47	14	12	0	1	5	0	7
	32	455	266	125	19	26	7	3	0	1	8
	33	239	121	71	15	17	6	2	0	0	7
	34	172	102	42	6	9	7	1	1	0	4
	35	378	202	103	19	35	11	1	1	0	6
		11,544	6,019	3,197	642	903	299	95	79	3	307
Henrietta											
Irondequoit											
	1	315	198	66	14	19	5	3	1	0	9
	2	211	116	58	4	14	11	2	0	0	6
	3	319	173	79	19	19	12	3	3	0	11
	4	281	139	79	20	24	9	1	1	0	8
	5	254	148	51	16	19	7	2	1	0	10
	6	485	285	114	27	24	20	4	3	0	8
	7	433	238	118	24	35	10	4	0	1	3
	8	299	138	102	18	23	6	4	1	0	7
	9	311	167	95	14	20	8	0	0	0	7
	10	341	169	111	23	23	8	1	2	0	4
	11	179	97	47	11	13	5	0	1	0	5
	12	239	138	52	17	13	8	2	1	0	8
	13	422	252	84	23	31	13	8	1	0	10
	14	393	199	102	21	30	20	5	0	0	16
	15	394	203	112	26	32	13	3	0	0	5
	16	372	219	95	13	21	9	1	8	0	6
	17	196	107	52	14	13	4	1	1	0	4
	18	302	155	86	18	18	11	5	1	0	8
	19	332	205	58	14	26	14	3	3	0	9
	20	281	154	86	11	14	4	4	0	0	8
	21	311	161	70	27	26	17	4	1	0	5
	22	350	206	87	7	28	10	1	3	0	8
	23	292	186	67	13	8	7	3	3	0	5
	24	271	142	61	18	24	9	3	2	0	12

UNITED STATES SENATOR
6 YEAR TERM
DETAIL

LEGISLATIVE DISTRICT OR TOWN	ELECTION DISTRICT	TOTAL VOTERS	CHARLES E. SCHUMER	JAY TOWNSEND	CHARLES E. SCHUMER	JAY TOWNSEND	CHARLES E. SCHUMER	COLIA CLARK	RANDY A. CREDICO	SCATTER	BLANK AND VOID
			DEM	REP	IND	CON	WOR	GRN	LBT/APP		
Irondequoit	25	284	154	71	10	24	9	2	4	0	10
	26	213	129	46	5	12	2	1	0	0	18
	27	193	94	60	10	11	9	1	5	0	3
	28	234	119	80	15	10	4	1	0	0	5
	29	232	143	45	11	12	8	2	2	0	9
	30	277	147	76	22	15	11	1	1	0	4
	31	306	175	72	15	18	10	3	1	0	12
	32	291	159	78	15	17	9	5	0	0	8
	33	225	92	74	17	15	12	3	4	0	8
	34	446	200	169	28	32	6	0	3	0	8
	35	198	117	37	8	11	11	4	5	0	5
	36	157	94	38	4	7	1	1	2	0	10
	37	259	125	83	15	19	5	3	1	0	8
	38	183	120	39	9	5	5	0	1	0	4
	39	142	89	36	5	1	0	0	0	0	11
	40	192	94	63	8	11	8	1	1	0	6
	41	297	175	76	12	11	11	2	0	0	10
	42	326	156	101	20	27	11	3	3	0	5
	43	222	115	57	15	18	5	3	2	0	7
	44	557	334	141	27	30	10	4	2	0	9
	45	241	139	61	16	14	4	2	0	0	5
	46	299	157	89	9	20	13	1	0	0	10
	47	110	57	37	3	7	3	0	1	1	1
	48	297	171	67	17	29	5	1	0	1	6
	49	277	128	85	19	23	7	3	2	0	10
	50	189	104	53	13	3	6	2	1	0	7
	51	398	222	99	25	30	7	1	2	0	12
	52	323	194	72	21	9	6	6	5	0	10
	53	254	147	59	13	16	6	1	1	0	11
	54	95	64	15	6	2	1	1	0	0	6
	55	294	179	54	19	23	7	5	0	0	7
	56	263	142	72	14	18	7	3	2	0	5
	57	401	215	108	33	19	12	0	1	0	13

UNITED STATES SENATOR
6 YEAR TERM
DETAIL

LEGISLATIVE DISTRICT OR TOWN	ELECTION DISTRICT	TOTAL VOTERS	CHARLES E. SCHUMER	JAY TOWNSEND	CHARLES E. SCHUMER	JAY TOWNSEND	CHARLES E. SCHUMER	COLIA CLARK	RANDY A. CREDICO	SCATTER	BLANK AND VOID
			DEM	REP	IND	CON	WOR	GRN	LBT/APP		
Irondequoit											
	58	327	176	86	21	29	8	0	1	0	6
	59	270	133	74	24	17	4	2	5	0	11
	60	304	164	79	18	28	5	3	2	0	5
	61	363	189	114	15	27	5	3	0	0	10
	62	323	151	99	24	27	10	2	1	0	9
	63	234	123	67	6	19	4	4	2	0	9
	64	169	102	31	11	15	4	1	1	0	4
	65	198	118	44	14	7	4	3	2	0	6
	66	136	97	23	3	4	1	0	0	0	8
	67	252	133	69	12	19	7	3	0	0	9
	68	260	151	61	12	18	9	0	3	0	6
	69	111	86	17	1	4	0	0	0	0	3
	70	95	47	27	6	7	5	0	0	0	3
	71/72	92	57	21	5	2	4	1	0	0	2
		19,392	10,672	5,057	1,063	1,259	541	155	106	3	536
Irondequoit Mendon											
	1	558	232	193	37	62	12	3	5	1	13
	2	425	215	120	28	34	9	3	3	0	13
	3	551	210	223	39	54	6	5	5	0	9
	4	407	198	120	30	32	10	2	2	1	12
	5	492	200	192	21	54	8	2	3	0	12
	6	463	194	159	28	51	12	4	1	0	14
	7	536	214	218	22	51	7	5	4	0	15
	8	196	100	63	14	12	1	2	2	0	2
	9	402	157	154	32	34	2	5	4	1	13
		4,030	1,720	1,442	251	384	67	31	29	3	103
Mendon Ogden											
	1	320	157	95	11	36	11	0	2	1	7
	2	365	151	109	20	53	13	2	3	0	14
	3	481	189	195	28	45	7	2	4	0	11
	4	313	132	100	18	49	7	0	0	0	7
	5	338	137	126	17	41	11	1	0	0	5

UNITED STATES SENATOR
6 YEAR TERM
DETAIL

LEGISLATIVE DISTRICT OR TOWN	ELECTION DISTRICT	TOTAL VOTERS	CHARLES E. SCHUMER	JAY TOWNSEND	CHARLES E. SCHUMER	JAY TOWNSEND	CHARLES E. SCHUMER	COLIA CLARK	RANDY A. CREDICO	SCATTER	BLANK AND VOID
			DEM	REP	IND	CON	WOR	GRN	LBT/APP		
Ogden	6	408	186	137	21	44	4	1	1	0	14
	7	231	86	82	15	28	8	2	2	0	8
	8	329	130	131	19	32	5	0	3	0	9
	9	330	130	118	18	30	17	1	2	2	12
	10	316	116	119	19	41	8	3	2	0	8
	11	293	113	98	21	46	9	1	0	0	5
	12	388	147	148	29	36	11	4	3	0	10
	13	275	118	99	18	22	8	2	3	0	5
	14	304	123	103	29	30	11	0	1	0	7
	15	429	184	135	34	46	11	3	4	0	12
	16	237	83	111	11	27	4	0	1	0	0
	17	288	118	108	12	29	6	2	4	0	9
	18	378	172	114	15	57	10	2	2	0	6
	19	434	195	145	22	49	7	3	4	0	9
	20	404	141	153	29	69	7	2	2	0	1
Ogden		6,861	2,808	2,426	406	810	175	31	43	3	159
Parma	1	383	148	130	28	52	10	2	3	0	10
	2	440	193	145	28	48	13	0	2	0	11
	3	318	127	114	19	40	8	1	3	0	6
	4	350	120	133	17	46	14	3	6	0	11
	5	254	97	89	24	24	9	4	3	0	4
	6	162	53	74	8	20	1	2	2	0	2
	7	356	136	133	25	35	14	0	0	0	13
	8	505	227	170	35	52	10	2	1	2	6
	9	357	120	155	20	41	9	1	3	0	8
	10	366	124	153	19	47	12	3	1	0	7
	11	394	155	135	27	42	14	3	7	1	10
	12	368	173	116	20	41	8	0	3	1	6
	13	586	240	208	32	61	20	5	4	0	16
	14	275	104	90	14	42	10	1	2	0	12

UNITED STATES SENATOR
6 YEAR TERM
DETAIL

LEGISLATIVE DISTRICT OR TOWN	ELECTION DISTRICT	TOTAL VOTERS	CHARLES E. SCHUMER	JAY TOWNSEND	CHARLES E. SCHUMER	JAY TOWNSEND	CHARLES E. SCHUMER	COLIA CLARK	RANDY A. CREDICO	SCATTER	BLANK AND VOID
			DEM	REP	IND	CON	WOR	GRN	LBT/APP		
Parma	15	364	127	132	30	43	12	4	4	1	11
Parma		5,478	2,144	1,977	346	634	164	31	44	5	133
Penfield	1	136	64	33	12	20	2	1	0	0	4
	2	355	178	104	22	27	11	4	2	0	7
	3	265	87	99	19	34	7	6	1	0	12
	4	409	124	176	24	54	16	5	4	0	6
	5	374	185	118	17	21	14	5	3	1	10
	6	301	138	109	15	26	2	1	3	0	7
	7	363	173	113	31	33	9	0	0	0	4
	8	280	161	67	15	17	10	1	6	0	3
	9	454	265	93	41	39	7	2	1	0	6
	10	288	142	71	25	27	9	2	2	1	9
	11	236	108	79	17	11	7	2	3	0	9
	12	400	197	128	25	30	8	2	2	0	8
	13	406	212	116	20	34	8	2	0	0	14
	14	444	180	174	22	50	5	1	4	0	8
	15	488	228	167	36	37	6	1	1	0	12
	16	188	89	61	13	13	5	1	2	0	4
	17	373	197	106	23	29	7	2	1	0	8
	18	262	118	98	16	17	6	2	1	0	4
	19	507	240	179	34	37	10	2	1	0	4
	20	428	205	142	23	31	9	2	6	0	10
	21	418	239	103	24	26	13	5	3	0	5
	22	341	183	89	19	25	8	3	4	0	10
	23	496	250	164	22	33	12	0	3	0	12
	24	493	226	166	29	44	11	3	5	0	9
	25	320	148	114	14	29	4	2	3	0	6
	26	263	118	91	22	14	4	3	3	0	8
	27	415	215	117	27	38	8	1	0	3	6
	28	297	153	80	18	24	8	4	3	0	7
	29	422	219	117	32	31	9	2	4	0	8

UNITED STATES SENATOR
6 YEAR TERM
DETAIL

LEGISLATIVE DISTRICT OR TOWN	ELECTION DISTRICT	TOTAL VOTERS	CHARLES E. SCHUMER	JAY TOWNSEND	CHARLES E. SCHUMER	JAY TOWNSEND	CHARLES E. SCHUMER	COLIA CLARK	RANDY A. CREDICO	SCATTER	BLANK AND VOID
			DEM	REP	IND	CON	WOR	GRN	LBT/APP		
Penfield											
	30	589	259	221	28	49	12	2	3	0	15
	31	212	125	57	11	10	5	0	1	0	3
	32	234	145	56	13	10	5	1	0	0	4
	33	340	172	97	18	31	10	2	4	0	6
	34	314	145	123	13	18	6	0	1	0	8
	35	422	205	140	23	36	6	2	6	0	4
	36	350	182	112	15	19	14	0	3	0	5
	37	612	275	238	29	40	5	1	5	0	19
	38	241	112	88	12	16	7	0	0	0	6
	39	260	109	94	12	31	10	0	1	0	3
	40	438	199	162	23	27	14	1	4	1	7
	41	354	157	130	25	28	4	1	1	0	8
	42	271	112	106	15	22	6	2	5	0	3
		15,059	7,239	4,898	894	1,188	339	79	105	6	311
Penfield											
Perinton											
	1	524	238	195	29	43	3	5	4	0	7
	2	490	226	160	28	34	11	3	7	0	21
	3	343	196	96	13	21	3	4	1	0	9
	4	344	196	87	19	19	7	4	3	1	8
	5	199	91	61	17	11	8	2	4	0	5
	6	332	168	94	23	25	12	3	1	0	6
	7	436	239	126	18	27	9	1	4	1	11
	8	377	173	131	24	39	5	1	2	0	2
	9	486	212	173	36	41	11	0	4	0	9
	10	421	207	123	32	32	9	6	4	0	8
	11	258	114	82	21	21	10	4	2	0	4
	12	358	192	115	17	20	10	0	0	0	4
	13	340	163	124	21	20	1	5	0	0	6
	14	388	185	130	24	33	9	1	1	0	5
	15	319	179	85	20	20	5	2	0	0	8
	16	311	151	102	20	27	5	2	2	0	2
	17	385	193	113	26	27	13	2	2	0	9

UNITED STATES SENATOR
6 YEAR TERM
DETAIL

LEGISLATIVE DISTRICT OR TOWN	ELECTION DISTRICT	TOTAL VOTERS	CHARLES E. SCHUMER	JAY TOWNSEND	CHARLES E. SCHUMER	JAY TOWNSEND	CHARLES E. SCHUMER	COLIA CLARK	RANDY A. CREDICO	SCATTER	BLANK AND VOID
			DEM	REP	IND	CON	WOR	GRN	LBT/APP		
Perinton											
	18	352	179	101	20	35	5	4	3	0	5
	19	362	159	121	16	45	7	3	3	1	7
	20	358	177	123	17	25	5	3	1	0	7
	21	427	215	116	24	36	11	9	2	0	14
	22	270	127	92	14	19	7	2	2	0	7
	23	381	187	138	17	23	7	1	2	0	6
	24	619	288	232	33	36	7	1	3	0	19
	25	297	147	91	18	14	5	7	1	0	14
	26	420	187	142	36	41	8	2	0	0	4
	27	287	123	104	18	15	11	0	2	0	14
	28	331	153	119	13	35	4	2	1	0	4
	29	246	133	69	12	18	5	1	2	0	6
	30	363	178	116	23	30	6	3	1	0	6
	31	444	215	153	22	30	8	1	2	0	13
	32	312	167	86	14	23	7	2	2	0	11
	33	417	192	150	21	37	11	0	2	1	3
	34	427	196	151	24	36	5	2	1	0	12
	35	313	167	93	13	28	4	0	3	1	4
	36	204	97	69	15	15	3	2	1	0	2
	37	347	172	112	18	29	4	3	2	0	7
	38	398	197	128	21	29	12	0	1	0	10
	39	425	211	121	26	44	9	3	1	0	10
	40	285	125	98	17	23	6	4	2	0	10
	41	259	126	87	13	19	4	1	4	0	5
	42	311	161	88	14	18	13	2	3	0	12
	43	628	286	230	42	50	5	1	2	0	12
	44	355	156	135	23	16	11	1	2	0	11
	45	680	305	251	39	54	11	5	3	0	12
	46	218	116	55	16	21	3	3	1	0	3
	47	380	161	148	26	34	3	0	0	0	8
	48	304	160	96	18	21	3	3	2	0	1
	49	343	152	131	21	28	2	0	2	0	7
	50	116	77	21	3	3	4	4	1	0	3

UNITED STATES SENATOR
6 YEAR TERM
DETAIL

LEGISLATIVE DISTRICT OR TOWN	ELECTION DISTRICT	TOTAL VOTERS	CHARLES E. SCHUMER	JAY TOWNSEND	CHARLES E. SCHUMER	JAY TOWNSEND	CHARLES E. SCHUMER	COLIA CLARK	RANDY A. CREDICO	SCATTER	BLANK AND VOID
			DEM	REP	IND	CON	WOR	GRN	LBT/APP		
Perinton											
	51	417	145	198	22	40	4	1	1	0	6
	52	328	135	130	14	30	4	0	5	0	10
	53	312	146	105	12	32	7	2	1	0	7
	54	644	281	245	30	58	10	2	3	0	15
	55	385	198	127	19	28	7	1	0	0	5
	56	465	191	191	19	44	8	2	4	0	6
		20,741	9,911	6,960	1,171	1,622	387	128	115	5	442
Perinton											
Pittsford											
	1	291	157	88	10	19	8	0	4	0	5
	2	320	175	82	19	23	7	4	3	0	7
	3	553	283	186	29	20	8	3	0	0	24
	4	425	210	150	23	29	6	1	2	0	4
	5	306	173	74	15	18	9	4	5	0	8
	6	252	173	49	5	10	6	0	2	0	7
	7	184	106	57	9	10	2	0	0	0	0
	8	411	169	182	14	32	3	1	2	0	8
	9	430	212	141	14	32	12	1	2	0	16
	10	448	196	186	24	25	6	3	0	0	8
	11	303	147	105	19	18	8	1	1	1	3
	12	360	177	127	19	24	4	3	1	1	4
	13	269	136	90	11	21	3	0	0	0	8
	14	483	237	168	18	39	4	6	1	1	9
	15	248	119	77	18	14	10	0	0	0	10
	16	286	154	81	17	20	2	4	1	0	7
	17	496	294	133	23	32	4	3	2	0	5
	18	352	201	96	16	19	7	3	2	0	8
	19	234	110	68	10	30	5	3	2	0	6
	20	383	221	104	20	21	3	5	1	1	7
	21	377	232	96	16	21	7	1	0	0	4
	22	475	275	132	21	28	6	0	2	1	10
	23	362	171	124	20	28	7	2	3	0	7
	24	480	240	187	12	26	2	1	1	0	11

UNITED STATES SENATOR
6 YEAR TERM
DETAIL

LEGISLATIVE DISTRICT OR TOWN	ELECTION DISTRICT	TOTAL VOTERS	CHARLES E. SCHUMER	JAY TOWNSEND	CHARLES E. SCHUMER	JAY TOWNSEND	CHARLES E. SCHUMER	COLIA CLARK	RANDY A. CREDICO	SCATTER	BLANK AND VOID
			DEM	REP	IND	CON	WOR	GRN	LBT/APP		
Pittsford											
	25	499	268	174	18	21	4	0	3	0	11
	26	361	175	126	20	22	8	2	3	0	5
	27	335	167	107	16	30	6	2	2	0	5
	28	367	193	114	20	11	3	2	1	1	22
	29	361	170	110	30	24	12	0	3	1	11
	30	324	160	116	15	15	3	4	3	0	8
	31	445	231	139	21	36	5	3	3	0	7
	32	389	206	131	10	24	5	5	0	1	7
	33	493	205	205	24	41	4	1	3	1	9
	34	453	203	198	19	17	7	3	3	0	3
Pittsford		12,755	6,546	4,203	595	800	196	71	61	9	274
Riga											
	1	493	205	172	38	47	12	3	5	0	11
	2	401	160	151	15	52	9	5	1	0	8
	3	290	144	97	18	17	3	2	5	0	4
	4	376	150	142	24	40	10	1	3	0	6
	5	349	116	142	23	42	8	3	1	0	14
	6	339	109	131	19	58	5	2	2	0	13
Riga		2,248	884	835	137	256	47	16	17	0	56
Rush											
	1	429	199	146	26	39	7	3	3	0	6
	2	329	142	125	21	25	5	2	1	0	8
	3	463	233	144	21	36	16	4	2	0	7
	4	445	195	160	21	42	14	4	2	0	7
Rush		1,666	769	575	89	142	42	13	8	0	28

UNITED STATES SENATOR
6 YEAR TERM
DETAIL

LEGISLATIVE DISTRICT OR TOWN	ELECTION DISTRICT	TOTAL VOTERS	CHARLES E. SCHUMER	JAY TOWNSEND	CHARLES E. SCHUMER	JAY TOWNSEND	CHARLES E. SCHUMER	COLIA CLARK	RANDY A. CREDICO	SCATTER	BLANK AND VOID
			DEM	REP	IND	CON	WOR	GRN	LBT/APP		
Sweden											
	1	357	183	114	20	21	9	3	3	0	4
	2	182	93	53	6	13	9	5	1	0	2
	3	383	201	114	15	22	13	5	3	1	9
	4	412	183	141	22	36	12	3	5	0	10
	5	98	53	21	6	8	3	3	2	0	2
	6	311	144	93	19	33	7	2	2	0	11
	7	375	200	111	17	31	6	3	1	1	5
	8	270	96	98	19	32	14	2	5	0	4
	9	212	106	65	9	17	6	3	3	0	3
	10	444	156	176	22	58	7	1	6	0	18
	11	114	55	20	5	13	8	3	1	0	9
	12	295	116	113	12	39	6	2	0	0	7
Sweden		3,453	1,586	1,119	172	323	100	35	32	2	84
Webster											
	1	389	186	122	27	35	5	2	4	0	8
	2	381	181	132	17	28	6	2	6	1	8
	3	406	216	123	22	29	9	1	1	0	5
	4	185	81	56	11	23	8	1	3	0	2
	5	371	202	113	13	26	6	3	0	0	8
	6	344	198	90	17	21	10	3	0	0	5
	7	392	202	119	22	24	7	1	4	0	13
	8	351	170	110	19	36	8	4	0	0	4
	9	492	196	198	30	45	8	1	3	0	11
	10	541	214	215	38	48	13	1	2	1	9
	11	354	154	124	18	40	6	6	1	0	5
	12	482	208	172	32	56	5	0	4	0	5
	13	355	152	130	22	31	10	3	2	0	5
	14	332	168	99	17	26	7	3	1	0	11
	15	268	125	86	19	22	8	0	5	0	3
	16	410	226	113	18	38	7	2	0	0	6
	17	362	141	132	26	45	7	1	1	0	9

UNITED STATES SENATOR
6 YEAR TERM
DETAIL

LEGISLATIVE DISTRICT OR TOWN	ELECTION DISTRICT	TOTAL VOTERS	CHARLES E. SCHUMER	JAY TOWNSEND	CHARLES E. SCHUMER	JAY TOWNSEND	CHARLES E. SCHUMER	COLIA CLARK	RANDY A. CREDICO	SCATTER	BLANK AND VOID
			DEM	REP	IND	CON	WOR	GRN	LBT/APP		
Webster	18	284	139	93	20	24	1	2	0	0	5
	19	557	236	200	40	50	11	7	1	0	12
	20	479	209	155	31	59	12	1	2	0	10
	21	417	182	158	19	39	6	3	3	0	7
	22	382	162	124	22	43	10	3	4	0	14
	23	340	169	101	23	33	5	0	2	0	7
	24	824	379	263	43	85	18	6	4	1	25
	25	280	152	80	12	20	6	2	5	0	3
	26	357	164	122	23	33	6	2	2	0	5
	27	273	123	98	7	31	5	0	5	0	4
	28	358	145	123	28	36	9	2	5	0	10
	29	263	142	67	13	22	5	1	1	1	11
	30	240	118	62	19	16	8	3	1	0	13
	31	430	219	126	30	36	12	2	0	0	5
	32	448	207	145	22	53	14	3	1	0	3
	33	396	183	126	22	44	8	4	4	0	5
	34	210	102	70	16	13	4	1	1	0	3
	35	270	111	95	9	43	3	2	2	0	5
	36	330	139	128	16	36	3	2	0	0	6
	37	593	289	189	39	42	11	2	3	0	18
	38	471	270	108	27	39	13	3	0	0	11
	39	373	189	119	24	21	7	0	4	0	9
	40	555	291	163	29	44	10	2	2	0	14
	41	453	196	157	29	49	8	6	0	0	8
	42	348	145	121	26	39	7	2	3	0	5
	43	286	136	95	14	24	6	1	0	0	10
Webster		16,632	7,817	5,422	971	1,547	338	96	92	4	345

UNITED STATES SENATOR
6 YEAR TERM
DETAIL

LEGISLATIVE DISTRICT OR TOWN	ELECTION DISTRICT	TOTAL VOTERS	CHARLES E. SCHUMER	JAY TOWNSEND	CHARLES E. SCHUMER	JAY TOWNSEND	CHARLES E. SCHUMER	COLIA CLARK	RANDY A. CREDICO	SCATTER	BLANK AND VOID
			DEM	REP	IND	CON	WOR	GRN	LBT/APP		
Wheatland											
	1	334	154	96	18	43	12	4	2	0	5
	2	340	148	119	18	34	8	1	1	0	11
	3	419	220	105	31	39	12	3	2	1	6
	4	318	146	108	16	31	5	2	2	0	8
	5	390	136	167	17	48	8	3	1	0	10
Wheatland		1,801	804	595	100	195	45	13	8	1	40
TOWNS		193,549	95,891	58,944	10,839	15,904	4,647	1,288	1,180	68	4,788
GRAND TOTAL:		233,802	124,333	63,628	12,321	17,364	6,204	1,904	1,470	86	6,492

UNITED STATES SENATOR
2 YEAR UNEXPIRED TERM
SUMMARY

LEGISLATIVE DISTRICT OR TOWN	TOTAL VOTERS	KIRSTEN E. GILLIBRAND	JOSEPH J. DIOGUARDI	KIRSTEN E. GILLIBRAND	JOSEPH J. DIOGUARDI	KIRSTEN E. GILLIBRAND	CECILE A. LAWRENCE	JOSEPH HUFF	JOHN CLIFTON	VIVIA MORGAN	BRUCE BLAKEMAN	SCATTER	BLANK AND VOID
		DEM	REP	IND	CON/XP	WOR	GRN	RTH	LBT	APP	TRP		
Leg. Dist. 06	1,569	727	443	92	138	46	15	5	9	8	0	1	85
Leg. Dist. 07	851	397	229	52	58	29	8	8	2	2	4	0	62
Leg. Dist. 21	5,640	3,580	816	221	239	225	74	29	28	25	9	2	392
Leg. Dist. 22	2,393	1,697	133	39	46	34	10	22	5	3	2	1	401
Leg. Dist. 23	6,616	4,017	1,135	278	279	324	136	35	56	25	17	4	310
Leg. Dist. 24	3,926	2,389	565	169	116	288	117	25	39	22	11	1	184
Leg. Dist. 25	3,941	2,747	275	113	77	144	59	35	27	14	6	2	442
Leg. Dist. 26	2,767	1,589	565	111	168	96	17	13	17	5	2	1	183
Leg. Dist. 27	5,587	3,992	468	130	131	176	50	34	15	10	5	3	573
Leg. Dist. 28	3,045	1,861	523	92	131	78	31	23	21	12	2	1	270
Leg. Dist. 29	3,918	2,587	524	86	151	88	24	29	14	14	4	3	394
CITY	40,253	25,583	5,676	1,383	1,534	1,528	541	258	233	140	62	19	3,296
Brighton	13,753	7,992	3,270	587	610	436	144	30	78	22	23	6	555
Chili	10,468	4,281	3,648	562	1,041	258	65	45	64	31	20	3	450
Clarkson	2,100	744	808	126	238	52	10	7	12	11	5	0	87
East Rochester	1,995	902	569	134	117	66	16	8	12	9	2	0	160
Gates	8,940	4,133	2,822	421	657	239	45	32	35	29	14	2	511
Greece	31,854	13,032	11,211	1,730	3,084	736	170	107	130	75	37	10	1,532
Hamlin	2,779	917	1,143	170	296	81	17	9	33	7	4	2	100
Henrietta	11,544	5,358	3,609	601	919	300	84	47	63	24	18	5	516
Irondequoit	19,392	9,355	5,857	1,042	1,288	504	140	74	69	44	18	3	998
Mendon	4,030	1,570	1,555	221	406	67	28	8	24	11	4	3	133
Ogden	6,861	2,428	2,690	402	792	176	32	20	43	15	6	3	254
Parma	5,478	1,840	2,179	326	642	156	39	25	27	8	12	3	221

UNITED STATES SENATOR
2 YEAR UNEXPIRED TERM
SUMMARY

LEGISLATIVE DISTRICT OR TOWN	TOTAL VOTERS	KIRSTEN E. GILLIBRAND	JOSEPH J. DIOGUARDI	KIRSTEN E. GILLIBRAND	JOSEPH J. DIOGUARDI	KIRSTEN E. GILLIBRAND	CECILE A. LAWRENCE	JOSEPH HUFF	JOHN CLIFTON	VIVIA MORGAN	BRUCE BLAKEMAN	SCATTER	BLANK AND VOID
		DEM	REP	IND	CON/XP	WOR	GRN	RTH	LBT	APP	TRP		
Penfield	15,059	6,416	5,450	843	1,194	335	77	44	94	34	20	3	549
Perinton	20,741	9,002	7,584	1,111	1,635	387	104	46	110	35	22	6	699
Pittsford	12,755	5,970	4,621	547	811	201	53	22	51	18	9	6	446
Riga	2,248	765	902	143	259	49	22	3	16	8	3	1	77
Rush	1,666	703	615	77	142	42	12	6	12	5	1	1	50
Sweden	3,453	1,428	1,209	163	326	94	39	15	20	11	5	0	143
Webster	16,632	6,914	6,042	932	1,558	344	102	36	80	30	19	3	572
Wheatland	1,801	732	639	104	179	49	16	10	12	6	1	0	53
TOWNS	193,549	84,482	66,423	10,242	16,194	4,572	1,215	594	985	433	243	60	8,106
GRAND TOTAL:	233,802	110,065	72,099	11,625	17,728	6,100	1,756	852	1,218	573	305	79	11,402

UNITED STATES SENATOR
2 YEAR UNEXPIRED TERM
DETAIL

LEGISLATIVE DISTRICT OR TOWN	ELECTION DISTRICT	TOTAL VOTERS	KIRSTEN E. GILLIBRAND	JOSEPH J. DIOGUARDI	KIRSTEN E. GILLIBRAND	JOSEPH J. DIOGUARDI	KIRSTEN E. GILLIBRAND	CECILE A. LAWRENCE	JOSEPH HUFF	JOHN CLIFTON	VIVIA MORGAN	BRUCE BLAKEMAN	SCATTER	BLANK AND VOID
			DEM	REP	IND	CON/TXP	WOR	GRN	RTH	LBT	APP	TRP		
Leg. Dist. 06														
	1	388	170	114	35	28	13	5	0	4	2	0	0	17
	2	175	88	38	8	24	2	0	0	0	1	0	0	14
	3	229	89	78	15	23	2	1	1	0	0	0	0	20
	4	274	142	72	14	21	11	2	0	3	2	0	0	7
	5	262	128	70	7	26	11	3	1	1	0	0	0	15
	6	241	110	71	13	16	7	4	3	1	3	0	1	12
Leg. Dist. 06		1,569	727	443	92	138	46	15	5	9	8	0	1	85
Leg. Dist. 07														
	1	388	173	110	29	31	11	1	6	0	0	4	0	23
	2	241	115	58	12	10	7	5	2	1	0	0	0	31
	3	222	109	61	11	17	11	2	0	1	2	0	0	8
Leg. Dist. 07		851	397	229	52	58	29	8	8	2	2	4	0	62
Leg. Dist. 21														
	1	280	153	57	13	17	17	4	2	1	1	0	0	15
	2	217	133	44	12	9	5	3	1	3	1	2	0	4
	3	137	78	24	1	7	2	2	2	0	1	1	0	19
	4	146	99	17	3	6	2	1	0	3	1	0	1	13
	5/16	306	166	57	17	21	15	7	0	0	2	0	0	21
	6	237	145	36	10	4	15	6	0	1	1	0	0	19
	7	372	227	70	14	16	9	5	1	2	2	1	0	25
	8	102	66	10	4	3	6	1	0	1	2	0	0	9
	9	245	152	43	11	12	10	5	0	1	2	0	0	9
	10	344	217	63	18	13	19	1	0	0	2	0	0	11
	11	170	118	15	2	4	4	0	3	0	0	0	0	24
	12	301	179	48	17	14	17	6	0	1	0	1	0	18
	13	138	90	4	9	5	19	6	1	0	0	0	0	4
	14	344	197	51	17	22	18	4	4	2	0	1	1	27
	15	247	162	35	10	10	9	2	1	1	2	0	0	15

UNITED STATES SENATOR
2 YEAR UNEXPIRED TERM
DETAIL

LEGISLATIVE DISTRICT OR TOWN	ELECTION DISTRICT	TOTAL VOTERS	KIRSTEN E. GILLIBRAND	JOSEPH J. DIOGUARDI	KIRSTEN E. GILLIBRAND	JOSEPH J. DIOGUARDI	KIRSTEN E. GILLIBRAND	CECILE A. LAWRENCE	JOSEPH HUFF	JOHN CLIFTON	VIVIA MORGAN	BRUCE BLAKEMAN	SCATTER	BLANK AND VOID
			DEM	REP	IND	CON/TXP	WOR	GRN	RTH	LBT	APP	TRP		
Leg. Dist. 21														
	17/28	204	130	32	6	6	5	2	1	2	0	1	0	19
	18	137	92	13	2	4	1	1	4	2	0	0	0	18
	19	68	49	4	1	2	1	2	0	0	1	0	0	8
	20	128	72	24	5	9	10	1	0	2	0	1	0	4
	21	203	138	19	6	9	7	4	2	0	0	0	0	18
	22	176	111	20	5	11	3	2	1	0	1	0	0	22
	23	135	93	15	7	5	2	0	1	0	1	0	0	11
	24	296	179	52	17	14	15	5	1	3	1	0	0	9
	25	172	138	14	3	1	0	0	2	1	0	1	0	12
	26	155	125	4	3	2	2	2	0	0	0	0	0	17
	27	108	79	10	2	2	3	2	1	0	2	0	0	7
	29	59	47	4	2	2	0	0	0	0	0	0	0	4
	30	8	3	2	0	0	2	0	0	0	0	0	0	1
	31/34	90	68	10	3	1	4	0	0	1	1	0	0	2
	32	10	7	2	0	0	1	0	0	0	0	0	0	0
	33	105	67	17	1	8	2	0	1	1	1	0	0	7
Leg. Dist. 21		5,640	3,580	816	221	239	225	74	29	28	25	9	2	392
Leg. Dist. 22														
	1	133	91	21	2	3	2	1	1	0	0	0	0	12
	2	62	47	2	0	1	0	0	1	0	1	0	0	10
	3	132	75	5	3	2	1	0	1	2	0	0	0	43
	4	57	51	0	0	1	2	0	0	0	0	0	0	3
	5	120	87	8	1	3	3	1	3	1	0	1	0	12
	6	125	82	2	1	0	2	0	1	0	0	0	1	36
	7	75	60	2	1	2	1	0	1	0	0	0	0	8
	8	142	94	16	2	9	2	1	0	0	0	0	0	18
	9	105	79	9	2	1	1	1	0	0	0	0	0	12
	10	97	78	2	1	0	0	0	1	0	0	0	0	15

UNITED STATES SENATOR
2 YEAR UNEXPIRED TERM
DETAIL

LEGISLATIVE DISTRICT OR TOWN	ELECTION DISTRICT	TOTAL VOTERS	KIRSTEN E. GILLIBRAND	JOSEPH J. DIOGUARDI	KIRSTEN E. GILLIBRAND	JOSEPH J. DIOGUARDI	KIRSTEN E. GILLIBRAND	CECILE A. LAWRENCE	JOSEPH HUFF	JOHN CLIFTON	VIVIA MORGAN	BRUCE BLAKEMAN	SCATTER	BLANK AND VOID
			DEM	REP	IND	CON/TXP	WOR	GRN	RTH	LBT	APP	TRP		
Leg. Dist. 22														
	11	117	85	4	2	3	0	1	3	0	0	0	0	19
	12	88	64	2	2	0	2	1	1	0	0	0	0	16
	13	54	37	1	0	0	1	0	2	0	0	0	0	13
	14	138	97	13	6	2	1	2	1	1	1	0	0	14
	15	130	95	8	2	2	4	1	2	1	0	0	0	15
	16	50	34	5	0	0	1	0	1	0	0	0	0	9
	17	64	44	4	2	2	1	0	1	0	0	0	0	10
	18	79	44	4	2	1	0	0	0	0	0	1	0	27
	19	92	69	5	1	3	1	0	0	0	0	0	0	13
	20	122	93	2	3	1	1	0	0	0	0	0	0	22
	21	89	63	4	2	2	2	0	1	0	1	0	0	14
	22	142	98	7	2	5	3	0	1	0	0	0	0	26
	23	103	81	1	1	2	1	0	0	0	0	0	0	17
	24	77	49	6	1	1	2	1	0	0	0	0	0	17
Leg. Dist. 22		2,393	1,697	133	39	46	34	10	22	5	3	2	1	401
Leg. Dist. 23														
	1	128	71	31	2	5	10	3	0	1	0	0	0	5
	2	286	164	39	6	11	21	8	6	1	5	2	1	22
	3	157	86	26	10	3	11	10	3	3	2	0	0	3
	4	361	221	67	16	21	13	7	2	2	1	0	0	11
	5	219	130	33	6	7	10	9	2	2	3	0	0	17
	6	151	92	28	3	9	3	4	0	1	1	1	0	9
	7	242	135	47	10	9	24	5	1	2	1	0	0	8
	8	234	143	36	12	7	16	3	1	2	2	0	0	12
	9	161	109	28	5	2	10	0	0	0	0	0	0	7
	10	218	127	37	11	10	11	5	2	2	1	1	0	11
	11	249	156	41	8	7	18	5	0	4	0	0	0	10
	12	329	211	58	11	9	11	11	2	1	0	1	0	14

UNITED STATES SENATOR
2 YEAR UNEXPIRED TERM
DETAIL

LEGISLATIVE DISTRICT OR TOWN	ELECTION DISTRICT	TOTAL VOTERS	KIRSTEN E. GILLIBRAND	JOSEPH J. DIOGUARDI	KIRSTEN E. GILLIBRAND	JOSEPH J. DIOGUARDI	KIRSTEN E. GILLIBRAND	CECILE A. LAWRENCE	JOSEPH HUFF	JOHN CLIFTON	VIVIA MORGAN	BRUCE BLAKEMAN	SCATTER	BLANK AND VOID
			DEM	REP	IND	CON/TXP	WOR	GRN	RTH	LBT	APP	TRP		
Leg. Dist. 23														
	13	187	111	26	5	14	12	5	0	0	1	2	1	10
	14	205	115	34	15	10	13	5	3	1	0	0	0	9
	15	153	90	23	9	11	2	3	0	2	0	0	0	13
	16	202	130	29	10	6	10	7	1	2	2	0	0	5
	17	315	192	50	19	15	14	2	1	1	0	4	1	16
	18	323	177	60	30	20	7	8	1	5	1	0	0	14
	19	249	145	53	10	10	13	1	1	2	1	1	0	12
	20	319	208	46	8	12	16	10	0	2	0	0	0	17
	21	267	146	52	14	14	20	6	0	1	1	0	0	13
	22	214	131	42	5	7	13	1	0	3	0	0	0	12
	23	122	83	20	2	4	1	6	0	2	0	1	0	3
	24	275	172	59	11	6	6	2	2	1	1	1	0	14
	25	395	261	56	14	16	19	2	2	4	0	2	1	18
	26	442	298	67	16	16	14	5	3	6	1	1	0	15
	27	213	113	47	10	18	6	3	2	3	1	0	0	10
Leg. Dist. 23		6,616	4,017	1,135	278	279	324	136	35	56	25	17	4	310
Leg. Dist. 24														
	1	345	210	38	17	13	46	9	0	3	0	0	0	9
	2	279	177	34	12	8	27	12	0	2	1	0	0	6
	3	270	179	31	12	5	22	9	2	1	1	0	0	8
	4	288	186	38	10	6	18	10	6	1	2	2	0	9
	5	271	159	44	14	12	11	7	1	4	1	1	0	17
	6	188	113	35	9	6	10	7	1	2	0	0	0	5
	7	167	100	36	6	5	7	1	0	4	0	1	0	7
	8	245	142	48	10	9	14	5	1	6	1	1	0	8
	9	189	107	35	8	12	5	6	0	4	1	0	0	11
	10	283	182	17	21	3	35	14	1	2	1	0	0	7
	11	112	65	28	1	4	1	2	0	0	1	0	0	10

UNITED STATES SENATOR
2 YEAR UNEXPIRED TERM
DETAIL

LEGISLATIVE DISTRICT OR TOWN	ELECTION DISTRICT	TOTAL VOTERS	KIRSTEN E. GILLIBRAND	JOSEPH J. DIOGUARDI	KIRSTEN E. GILLIBRAND	JOSEPH J. DIOGUARDI	KIRSTEN E. GILLIBRAND	CECILE A. LAWRENCE	JOSEPH HUFF	JOHN CLIFTON	VIVIA MORGAN	BRUCE BLAKEMAN	SCATTER	BLANK AND VOID
			DEM	REP	IND	CON/TXP	WOR	GRN	RTH	LBT	APP	TRP		
Leg. Dist. 24														
	12	72	47	11	2	2	3	0	0	0	0	0	0	7
	13	253	159	20	7	10	29	8	3	2	2	0	0	13
	14	278	169	32	11	5	27	11	3	2	3	1	0	14
	15	341	199	49	16	9	13	9	2	3	4	2	1	34
	16	242	130	52	11	5	20	6	2	3	1	0	0	12
	17	103	65	17	2	2	0	1	3	0	3	3	0	7
Leg. Dist. 24		3,926	2,389	565	169	116	288	117	25	39	22	11	1	184
Leg. Dist. 25														
	1	254	164	29	14	9	12	3	2	1	1	0	0	19
	2	185	140	5	3	4	4	3	0	1	1	0	0	24
	3	269	188	10	7	4	5	1	1	2	0	1	2	48
	4	32	18	5	2	0	0	1	0	0	0	0	0	6
	5	213	151	11	6	3	9	1	0	2	1	0	0	29
	6	206	134	12	10	3	14	4	2	3	1	2	0	21
	7	197	154	1	2	3	2	1	4	1	0	0	0	29
	8	226	181	4	2	2	5	1	4	0	0	1	0	26
	9	136	102	6	1	0	2	0	5	2	0	1	0	17
	10	171	131	8	4	1	1	0	2	1	0	0	0	23
	11	135	106	1	0	1	4	2	1	0	0	0	0	20
	12	298	173	34	16	11	24	12	3	6	3	0	0	16
	13	186	141	4	4	0	5	2	3	0	1	0	0	26
	14/24	314	209	38	11	6	20	11	0	3	1	0	0	15
	15	134	92	3	0	0	4	2	0	0	1	0	0	32
	16	31	16	3	2	1	3	1	1	0	0	0	0	4
	17	100	69	3	2	1	2	1	1	0	0	0	0	21
	18	282	175	32	7	12	13	6	4	1	1	0	0	31
	19/21	98	68	18	2	2	3	0	0	1	1	0	0	3
	20/25	281	191	32	14	10	2	4	1	2	2	1	0	22

UNITED STATES SENATOR
2 YEAR UNEXPIRED TERM
DETAIL

LEGISLATIVE DISTRICT OR TOWN	ELECTION DISTRICT	TOTAL VOTERS	KIRSTEN E. GILLIBRAND	JOSEPH J. DIOGUARDI	KIRSTEN E. GILLIBRAND	JOSEPH J. DIOGUARDI	KIRSTEN E. GILLIBRAND	CECILE A. LAWRENCE	JOSEPH HUFF	JOHN CLIFTON	VIVIA MORGAN	BRUCE BLAKEMAN	SCATTER	BLANK AND VOID
			DEM	REP	IND	CON/TXP	WOR	GRN	RTH	LBT	APP	TRP		
Leg. Dist. 25														
	22	157	114	12	4	4	9	3	1	0	0	0	0	10
	23	36	30	4	0	0	1	0	0	1	0	0	0	0
Leg. Dist. 25		3,941	2,747	275	113	77	144	59	35	27	14	6	2	442
Leg. Dist. 26														
	1/13	161	102	27	3	9	10	2	2	0	0	0	0	6
	2	79	47	11	4	3	6	0	0	0	0	0	0	8
	3	154	70	41	11	14	5	2	0	3	0	0	0	8
	4	224	110	57	11	22	7	0	1	0	1	0	0	15
	5	165	83	37	10	15	5	0	0	1	1	0	0	13
	7	185	114	33	9	13	2	1	2	0	0	0	0	11
	8	203	129	37	4	6	7	2	1	1	0	1	0	15
	9	238	126	57	8	16	7	4	1	1	1	1	0	16
	10	197	119	39	11	8	7	0	1	1	0	0	0	11
	11	217	118	56	9	10	7	2	1	1	0	0	0	13
	12	296	182	48	6	16	13	2	0	3	0	0	0	26
	14	185	108	34	9	10	7	2	1	4	0	0	0	10
	15	209	123	39	7	12	6	0	1	1	2	0	1	17
	16	251	158	48	8	13	7	0	2	1	0	0	0	14
	17	3	0	1	1	1	0	0	0	0	0	0	0	0
Leg. Dist. 26		2,767	1,589	565	111	168	96	17	13	17	5	2	1	183
Leg. Dist. 27														
	1	283	205	23	10	12	7	0	4	0	1	0	0	21
	2	282	188	37	7	17	10	2	1	1	0	0	0	19
	3	236	151	25	8	8	14	2	2	2	0	1	0	23
	4	296	207	25	6	13	9	5	2	1	1	0	0	27
	5	281	194	19	6	3	18	3	1	0	0	0	0	37
	6	221	154	20	6	4	5	1	2	0	2	0	0	27
	7	265	175	30	7	7	14	7	3	1	0	0	0	21

UNITED STATES SENATOR
2 YEAR UNEXPIRED TERM
DETAIL

LEGISLATIVE DISTRICT OR TOWN	ELECTION DISTRICT	TOTAL VOTERS	KIRSTEN E. GILLIBRAND	JOSEPH J. DIOGUARDI	KIRSTEN E. GILLIBRAND	JOSEPH J. DIOGUARDI	KIRSTEN E. GILLIBRAND	CECILE A. LAWRENCE	JOSEPH HUFF	JOHN CLIFTON	VIVIA MORGAN	BRUCE BLAKEMAN	SCATTER	BLANK AND VOID
			DEM	REP	IND	CON/TXP	WOR	GRN	RTH	LBT	APP	TRP		
Leg. Dist. 27														
	8	219	157	19	8	1	6	1	2	0	0	0	0	25
	9	286	219	14	3	4	18	5	0	0	0	0	0	23
	10	244	154	31	11	9	10	6	0	3	0	0	0	20
	11	264	200	28	1	7	4	0	3	2	0	0	0	19
	12	219	143	22	9	8	6	1	0	0	1	1	0	28
	13	220	165	8	5	6	5	1	0	1	0	0	1	28
	14	190	151	14	3	2	0	2	0	1	0	0	0	17
	15	212	142	15	5	6	3	1	0	0	1	0	0	39
	16	271	211	8	6	3	8	1	2	0	0	0	0	32
	17	121	85	16	2	3	2	0	1	0	0	0	0	12
	18	174	132	11	4	2	9	0	0	0	0	0	0	16
	19	242	172	16	7	3	8	2	2	1	2	0	0	29
	20	131	108	3	1	0	1	1	1	0	0	1	0	15
	21	125	100	7	3	3	2	1	1	0	0	0	0	8
	22	298	228	23	6	1	3	1	4	0	0	0	1	31
	23	147	113	3	1	3	5	1	0	0	0	0	1	20
	27	205	129	36	4	4	9	3	2	2	1	0	0	15
	28	155	109	15	1	2	0	3	1	0	1	2	0	21
Leg. Dist. 27		5,587	3,992	468	130	131	176	50	34	15	10	5	3	573
Leg. Dist. 28														
	1	165	103	33	4	7	2	2	1	0	0	0	0	13
	2	170	86	45	3	8	7	1	1	1	0	0	0	18
	3	92	61	7	1	3	0	0	2	0	1	0	0	17
	4	214	133	36	10	3	5	4	1	0	0	1	0	21
	5	123	66	31	4	10	2	1	1	2	0	0	0	6
	6	142	79	31	3	7	4	1	0	2	0	0	0	15

UNITED STATES SENATOR
2 YEAR UNEXPIRED TERM
DETAIL

LEGISLATIVE DISTRICT OR TOWN	ELECTION DISTRICT	TOTAL VOTERS	KIRSTEN E. GILLIBRAND	JOSEPH J. DIOGUARDI	KIRSTEN E. GILLIBRAND	JOSEPH J. DIOGUARDI	KIRSTEN E. GILLIBRAND	CECILE A. LAWRENCE	JOSEPH HUFF	JOHN CLIFTON	VIVIA MORGAN	BRUCE BLAKEMAN	SCATTER	BLANK AND VOID
			DEM	REP	IND	CON/TXP	WOR	GRN	RTH	LBT	APP	TRP		
Leg. Dist. 28														
	7	264	171	48	4	8	5	1	4	3	1	0	0	19
	8	190	127	29	2	6	1	2	3	0	0	0	0	20
	9	109	63	23	3	6	2	1	0	1	0	0	0	10
	10	92	44	13	5	13	4	3	0	3	0	0	0	7
	11	164	105	24	3	9	5	3	0	2	0	0	0	13
	12	85	60	12	3	1	1	0	0	2	1	0	0	5
	13/25	132	86	17	6	7	2	1	0	0	2	0	0	11
	14	144	96	17	5	8	1	5	1	0	2	0	0	9
	15	69	43	12	1	1	2	0	2	0	1	0	0	7
	16	151	95	24	8	4	3	0	1	0	1	0	0	15
	17	59	36	7	4	5	2	0	0	0	0	0	0	5
	18/19	211	121	42	10	4	6	1	4	2	3	1	1	16
	21	165	90	32	9	10	9	2	0	2	0	0	0	11
	22	73	44	13	1	2	3	1	0	1	0	0	0	8
	23	202	133	24	3	8	12	2	2	0	0	0	0	18
	24	29	19	3	0	1	0	0	0	0	0	0	0	6
Leg. Dist. 28		3,045	1,861	523	92	131	78	31	23	21	12	2	1	270
Leg. Dist. 29														
	1	28	18	2	1	1	0	1	0	1	0	0	0	4
	2	54	34	5	2	1	3	0	0	0	0	0	0	9
	3	148	105	19	2	4	3	0	1	0	0	0	0	14
	4	213	123	40	9	10	8	3	1	1	0	0	0	18
	5	189	126	30	2	8	7	0	1	0	0	0	1	14
	6	150	84	33	3	14	0	0	1	0	2	0	0	13
	7	18	12	1	0	1	0	0	1	0	0	0	0	3
	8	191	133	32	2	4	3	1	0	0	0	1	0	15
	9	169	115	25	1	4	5	1	1	1	0	0	0	16
	10	166	111	18	3	10	2	1	1	1	1	2	0	16

UNITED STATES SENATOR
2 YEAR UNEXPIRED TERM
DETAIL

LEGISLATIVE DISTRICT OR TOWN	ELECTION DISTRICT	TOTAL VOTERS	KIRSTEN E. GILLIBRAND	JOSEPH J. DIOGUARDI	KIRSTEN E. GILLIBRAND	JOSEPH J. DIOGUARDI	KIRSTEN E. GILLIBRAND	CECILE A. LAWRENCE	JOSEPH HUFF	JOHN CLIFTON	VIVIA MORGAN	BRUCE BLAKEMAN	SCATTER	BLANK AND VOID
			DEM	REP	IND	CON/TXP	WOR	GRN	RTH	LBT	APP	TRP		
Leg. Dist. 29														
	11	148	101	27	3	8	1	0	1	0	1	0	0	6
	12	165	118	14	3	7	4	0	3	2	1	0	0	13
	13	127	89	12	2	2	3	0	2	1	1	1	0	14
	14	176	132	17	4	6	5	1	1	0	0	0	1	9
	15	129	82	11	2	5	6	1	1	1	0	0	0	20
	16	80	57	7	1	1	0	1	0	1	0	0	0	12
	17	2	1	0	0	0	0	0	0	0	0	0	0	1
	18	227	120	47	12	16	10	3	1	0	1	0	0	17
	19	161	101	23	2	2	6	1	4	0	1	0	0	21
	20	219	168	13	4	4	3	4	2	0	1	0	0	20
	21	239	153	34	10	11	9	2	1	1	1	0	0	17
	22	128	96	3	2	2	0	1	0	1	2	0	0	21
	23	170	109	16	0	4	2	1	2	1	2	0	1	32
	24	213	139	32	6	10	2	0	1	2	0	0	0	21
	25	221	131	46	8	6	3	1	1	0	0	0	0	25
	26	112	78	10	0	5	2	0	1	0	0	0	0	16
	27	75	51	7	2	5	1	1	1	0	0	0	0	7
Leg. Dist. 29		3,918	2,587	524	86	151	88	24	29	14	14	4	3	394
CITY		40,253	25,583	5,676	1,383	1,534	1,528	541	258	233	140	62	19	3,296
Brighton														
	1	378	230	76	15	22	16	7	0	1	1	0	0	10
	2	257	132	75	9	12	9	7	0	2	2	2	0	7
	3	287	154	79	6	12	12	2	1	2	1	0	0	18
	4	318	205	53	15	11	15	5	0	2	0	3	0	9
	5	346	221	69	11	9	19	1	1	0	1	1	1	12
	6	446	250	114	20	16	16	6	0	4	1	0	0	19
	7	239	133	54	10	16	9	4	1	5	0	0	0	7
	8	360	166	137	22	16	1	3	1	3	0	1	0	10

UNITED STATES SENATOR
2 YEAR UNEXPIRED TERM
DETAIL

LEGISLATIVE DISTRICT OR TOWN	ELECTION DISTRICT	TOTAL VOTERS	KIRSTEN E. GILLIBRAND	JOSEPH J. DIOGUARDI	KIRSTEN E. GILLIBRAND	JOSEPH J. DIOGUARDI	KIRSTEN E. GILLIBRAND	CECILE A. LAWRENCE	JOSEPH HUFF	JOHN CLIFTON	VIVIA MORGAN	BRUCE BLAKEMAN	SCATTER	BLANK AND VOID
			DEM	REP	IND	CON/TXP	WOR	GRN	RTH	LBT	APP	TRP		
Brighton														
	9	335	186	73	18	26	15	4	0	5	1	2	0	5
	10	382	243	77	14	16	7	6	0	0	0	0	0	19
	11	401	220	99	20	27	16	3	0	4	1	0	0	11
	12	454	277	93	18	19	16	5	0	4	0	0	0	22
	13	269	150	63	17	12	9	5	0	1	1	2	1	8
	14	199	118	45	8	1	10	2	1	3	0	0	0	11
	15	277	149	66	12	20	13	4	1	3	0	2	0	7
	16	239	97	106	12	14	2	2	0	1	0	0	0	5
	17	134	102	18	3	1	2	0	0	0	0	0	0	8
	18	321	214	55	17	9	11	4	1	4	0	1	1	4
	19	220	146	36	11	13	6	2	2	0	0	0	0	4
	20	222	126	55	3	11	4	2	0	1	1	0	0	19
	21	274	163	52	13	13	25	2	1	1	0	1	0	3
	22	347	206	88	14	14	8	2	0	2	0	0	0	13
	23	277	167	58	10	20	9	2	1	0	1	0	0	9
	24	386	199	124	11	13	7	2	0	1	3	0	0	26
	25	275	170	44	9	13	13	4	0	3	1	0	0	18
	26	251	116	62	9	19	8	8	2	3	1	0	0	23
	27	281	169	60	7	11	10	3	1	2	0	0	1	17
	28	396	244	101	10	18	10	3	1	0	0	0	0	9
	29	276	138	96	19	9	5	0	0	3	0	0	0	6
	30	510	289	122	25	15	12	3	4	1	0	2	0	37
	31	283	187	47	17	8	11	3	1	0	1	0	0	8
	32	380	225	87	21	9	12	1	0	1	1	1	0	22
	33	367	222	88	15	17	8	5	0	0	2	2	0	8
	34	312	160	81	18	27	11	7	0	1	0	0	0	7
	35	282	177	57	11	6	13	3	1	2	0	0	0	12
	36	163	84	37	6	10	6	3	1	2	0	0	0	14
	37	326	222	55	13	10	9	2	2	1	0	0	1	11

UNITED STATES SENATOR
2 YEAR UNEXPIRED TERM
DETAIL

LEGISLATIVE DISTRICT OR TOWN	ELECTION DISTRICT	TOTAL VOTERS	KIRSTEN E. GILLIBRAND DEM	JOSEPH J. DIOGUARDI REP	KIRSTEN E. GILLIBRAND IND	JOSEPH J. DIOGUARDI CON/TXP	KIRSTEN E. GILLIBRAND WOR	CECILE A. LAWRENCE GRN	JOSEPH HUFF RTH	JOHN CLIFTON LBT	VIVIA MORGAN APP	BRUCE BLAKEMAN TRP	SCATTER	BLANK AND VOID
Brighton														
	38	353	208	90	12	15	16	2	1	1	0	0	0	8
	39	274	140	78	15	23	7	2	1	2	0	0	0	6
	40	484	308	99	27	10	9	3	1	1	0	1	0	25
	41	318	194	80	12	5	6	2	0	2	0	1	1	15
	42	103	58	27	5	7	2	2	0	0	0	0	0	2
	43	291	160	88	8	14	2	1	0	1	1	0	0	16
	44	106	58	24	6	5	2	2	1	0	0	1	0	7
	45	181	96	48	10	8	6	3	2	1	1	0	0	6
	46	173	113	34	3	8	1	0	0	2	0	0	0	12
Brighton		13,753	7,992	3,270	587	610	436	144	30	78	22	23	6	555
Chili														
	1	262	111	96	16	22	5	1	0	2	0	1	0	8
	2	397	128	160	20	52	8	2	0	5	1	1	0	20
	3	412	171	146	13	36	14	6	2	1	2	0	1	20
	4	231	75	96	10	23	6	0	1	4	2	0	0	14
	5	295	131	104	12	25	7	1	1	1	0	0	0	13
	6	326	127	114	23	28	8	3	2	3	0	0	0	18
	7	160	82	41	9	14	3	1	0	2	0	0	0	8
	8	317	118	114	21	37	10	0	2	2	3	0	0	10
	9	307	139	100	23	22	7	2	2	2	2	1	0	7
	10	230	64	90	15	40	4	2	2	1	1	1	1	9
	11	273	115	99	7	26	8	2	0	1	0	1	0	14
	12	323	144	114	14	27	5	2	1	2	0	0	0	14
	13	450	190	163	22	44	9	4	1	2	2	1	0	12
	14	338	123	127	27	41	5	3	0	0	1	0	0	11
	15	295	115	101	15	34	5	3	0	2	1	2	1	16
	16	429	179	151	20	46	9	2	5	2	0	0	0	15

UNITED STATES SENATOR
2 YEAR UNEXPIRED TERM
DETAIL

LEGISLATIVE DISTRICT OR TOWN	ELECTION DISTRICT	TOTAL VOTERS	KIRSTEN E. GILLIBRAND	JOSEPH J. DIOGUARDI	KIRSTEN E. GILLIBRAND	JOSEPH J. DIOGUARDI	KIRSTEN E. GILLIBRAND	CECILE A. LAWRENCE	JOSEPH HUFF	JOHN CLIFTON	VIVIA MORGAN	BRUCE BLAKEMAN	SCATTER	BLANK AND VOID
			DEM	REP	IND	CON/TXP	WOR	GRN	RTH	LBT	APP	TRP		
Chili														
	17	728	297	252	51	85	11	1	0	5	0	2	0	24
	18	322	124	115	21	27	10	1	2	2	2	1	0	17
	19	322	139	116	14	24	9	2	3	1	1	0	0	13
	20	444	207	136	19	43	8	2	2	3	1	0	0	23
	21	235	109	77	10	21	5	1	0	0	1	0	0	11
	22	238	133	50	10	17	13	2	1	3	0	2	0	7
	23	259	92	102	13	32	5	1	0	1	2	1	0	10
	24	703	279	258	37	56	20	9	5	4	4	2	0	29
	25	228	130	51	14	17	4	1	0	1	0	0	0	10
	26	401	137	151	17	50	14	2	4	2	2	2	0	20
	27	316	125	92	26	36	7	3	2	3	1	1	0	20
	28	261	112	78	14	20	5	1	4	3	1	1	0	22
	29	228	85	78	19	24	12	0	0	1	1	0	0	8
	30	153	57	46	13	22	5	2	2	3	0	0	0	3
	31	14	7	6	0	0	0	0	0	0	0	0	0	1
	32	266	92	113	10	28	7	2	0	0	0	0	0	14
	33	305	144	111	7	22	10	1	1	0	0	0	0	9
Chili		10,468	4,281	3,648	562	1,041	258	65	45	64	31	20	3	450
Clarkson														
	1	396	132	164	19	52	11	1	1	2	2	0	0	12
	2	293	93	121	16	29	7	1	0	3	2	2	0	19
	3	364	147	123	27	39	7	1	0	2	1	0	0	17
	4	477	174	196	25	48	9	4	2	3	5	0	0	11
	5	306	100	109	25	42	7	2	2	1	1	0	0	17
	6	264	98	95	14	28	11	1	2	1	0	3	0	11
Clarkson		2,100	744	808	126	238	52	10	7	12	11	5	0	87

UNITED STATES SENATOR
2 YEAR UNEXPIRED TERM
DETAIL

LEGISLATIVE DISTRICT OR TOWN	ELECTION DISTRICT	TOTAL VOTERS	KIRSTEN E. GILLIBRAND DEM	JOSEPH J. DIOGUARDI REP	KIRSTEN E. GILLIBRAND IND	JOSEPH J. DIOGUARDI CON/TXP	KIRSTEN E. GILLIBRAND WOR	CECILE A. LAWRENCE GRN	JOSEPH HUFF RTH	JOHN CLIFTON LBT	VIVIA MORGAN APP	BRUCE BLAKEMAN TRP	SCATTER	BLANK AND VOID
East Rochester	1	349	169	92	25	18	11	4	1	1	2	1	0	25
	2	274	117	80	17	17	9	2	1	2	0	0	0	29
	3	320	146	96	25	14	7	5	1	2	0	0	0	24
	4	263	119	73	12	17	11	1	1	1	2	0	0	26
	5	242	114	74	10	13	10	1	4	1	2	0	0	13
	6	281	135	75	22	16	5	2	0	3	1	0	0	22
	7	266	102	79	23	22	13	1	0	2	2	1	0	21
East Rochester		1,995	902	569	134	117	66	16	8	12	9	2	0	160
Gates	1	197	94	61	6	23	4	0	0	0	1	0	0	8
	2	257	129	75	11	10	3	1	3	0	1	2	0	22
	3	222	98	67	10	18	4	1	5	1	1	0	0	17
	4	269	129	82	11	21	4	1	1	0	0	0	0	20
	5	357	177	113	20	19	8	1	0	1	1	0	0	17
	6	268	128	85	10	13	9	1	2	1	0	1	0	18
	7	476	203	157	21	42	17	4	0	1	5	1	1	24
	8	212	96	74	6	10	8	1	0	1	1	0	0	15
	9	306	147	93	9	16	9	1	1	0	3	0	0	27
	10	168	87	52	1	13	2	1	3	0	2	1	0	6
	11	214	112	58	6	17	7	1	0	2	0	0	0	11
	12	187	91	58	7	12	7	1	0	2	0	0	0	9
	13	266	124	75	17	20	11	0	1	1	0	0	0	17
	14	218	99	68	17	13	5	0	1	1	0	0	0	14
	15	401	186	128	17	30	5	1	1	1	0	1	0	31
	16	218	106	69	7	17	4	1	0	2	1	0	0	11
	17	256	133	66	18	21	5	0	0	2	2	1	0	8
	18	307	105	129	15	32	10	0	2	0	0	1	0	13
	19	274	109	105	17	22	6	0	1	1	0	0	0	13

UNITED STATES SENATOR
2 YEAR UNEXPIRED TERM
DETAIL

LEGISLATIVE DISTRICT OR TOWN	ELECTION DISTRICT	TOTAL VOTERS	KIRSTEN E. GILLIBRAND	JOSEPH J. DIOGUARDI	KIRSTEN E. GILLIBRAND	JOSEPH J. DIOGUARDI	KIRSTEN E. GILLIBRAND	CECILE A. LAWRENCE	JOSEPH HUFF	JOHN CLIFTON	VIVIA MORGAN	BRUCE BLAKEMAN	SCATTER	BLANK AND VOID
			DEM	REP	IND	CON/TXP	WOR	GRN	RTH	LBT	APP	TRP		
Gates														
	20	259	121	79	14	14	7	2	1	0	1	0	0	20
	21	254	126	69	14	16	7	0	0	0	1	1	0	20
	22	232	90	83	18	20	4	1	0	1	0	0	0	15
	23	263	105	89	15	22	6	4	0	3	1	1	0	17
	24	276	118	97	12	19	10	1	0	3	0	0	0	16
	25	232	107	78	12	17	5	1	0	0	0	0	0	12
	26	319	141	102	21	28	13	1	1	0	0	2	0	10
	27	313	158	88	7	26	8	5	2	0	0	0	0	19
	28	207	92	76	10	5	7	0	2	2	0	0	0	13
	29	246	120	60	13	23	5	4	1	3	4	0	0	13
	30	183	95	46	4	13	5	1	1	1	0	0	0	17
	31	211	97	67	11	18	5	0	0	1	2	0	0	10
	32	320	142	107	17	28	12	3	2	0	1	2	0	6
	33	124	69	34	2	6	5	0	0	2	1	0	0	5
	34	245	113	74	20	20	6	3	0	0	0	0	1	8
	35	183	86	58	5	13	6	3	1	2	0	0	0	9
Gates		8,940	4,133	2,822	421	657	239	45	32	35	29	14	2	511
Greece														
	1	273	92	107	20	24	8	2	1	1	2	1	0	15
	2	322	104	131	17	43	7	3	1	3	4	0	0	9
	3	261	103	98	15	24	6	1	0	2	1	1	0	10
	4	241	101	78	13	27	2	0	0	0	1	1	0	18
	5	222	106	56	17	17	10	0	2	1	0	0	0	13
	6	197	73	63	14	22	5	1	2	3	0	0	0	14
	7	282	128	74	23	29	11	3	0	0	1	0	0	13
	8	255	84	101	15	22	6	1	2	2	0	1	0	21
	9	228	106	74	16	17	4	4	0	2	0	0	0	5
	10	229	87	83	13	20	12	1	0	0	3	1	0	9

UNITED STATES SENATOR
2 YEAR UNEXPIRED TERM
DETAIL

LEGISLATIVE DISTRICT OR TOWN	ELECTION DISTRICT	TOTAL VOTERS	KIRSTEN E. GILLIBRAND	JOSEPH J. DIOGUARDI	KIRSTEN E. GILLIBRAND	JOSEPH J. DIOGUARDI	KIRSTEN E. GILLIBRAND	CECILE A. LAWRENCE	JOSEPH HUFF	JOHN CLIFTON	VIVIA MORGAN	BRUCE BLAKEMAN	SCATTER	BLANK AND VOID
			DEM	REP	IND	CON/TXP	WOR	GRN	RTH	LBT	APP	TRP		
Greece														
	11	119	63	29	7	9	2	1	0	0	0	1	0	7
	12	150	72	40	6	14	8	1	0	0	1	0	0	8
	13	241	107	78	13	30	4	0	1	0	0	0	0	8
	14	218	83	91	15	18	2	1	2	0	1	0	0	5
	15	245	100	90	13	22	1	0	2	0	0	0	1	16
	16	190	70	66	14	20	8	3	0	2	0	0	0	7
	17	360	114	162	19	37	4	2	0	3	0	0	0	19
	18	324	136	121	17	29	6	0	2	2	1	0	0	10
	19	228	101	67	14	17	9	3	0	1	1	1	0	14
	20	237	97	66	13	34	7	2	1	0	0	0	0	17
	21	232	92	67	20	28	8	2	1	3	1	0	0	10
	22	213	105	80	8	9	4	1	0	1	0	1	0	4
	23	424	189	130	25	30	8	2	2	2	3	0	0	33
	24	415	153	169	25	36	5	1	1	1	0	2	1	21
	25	268	101	86	22	23	12	3	3	1	2	0	0	15
	26	250	113	85	8	25	5	0	2	0	2	0	0	10
	27	358	150	129	17	33	5	1	0	2	0	1	0	20
	28	342	132	119	20	38	15	3	2	2	1	0	1	9
	29	318	149	91	12	40	10	1	0	1	1	1	0	12
	30	207	105	62	5	18	4	1	0	1	2	0	0	9
	31	232	108	76	7	25	4	2	0	0	2	0	0	8
	32	265	128	66	21	25	8	1	0	1	2	0	0	13
	33	346	136	130	11	41	7	1	0	1	2	0	0	17
	34	310	115	115	12	40	9	3	1	1	0	0	0	14
	35	317	105	122	15	40	10	0	2	0	0	0	0	23
	36	355	165	120	15	22	4	0	1	2	0	1	0	25
	37	209	75	71	16	28	6	1	0	1	0	0	0	11
	38	341	125	121	28	35	8	1	2	1	3	2	0	15
	39	193	72	75	9	23	3	0	0	0	1	0	0	10

UNITED STATES SENATOR
2 YEAR UNEXPIRED TERM
DETAIL

LEGISLATIVE DISTRICT OR TOWN	ELECTION DISTRICT	TOTAL VOTERS	KIRSTEN E. GILLIBRAND	JOSEPH J. DIOGUARDI	KIRSTEN E. GILLIBRAND	JOSEPH J. DIOGUARDI	KIRSTEN E. GILLIBRAND	CECILE A. LAWRENCE	JOSEPH HUFF	JOHN CLIFTON	VIVIA MORGAN	BRUCE BLAKEMAN	SCATTER	BLANK AND VOID
			DEM	REP	IND	CON/TXP	WOR	GRN	RTH	LBT	APP	TRP		
Greece														
	40	223	102	72	12	14	4	1	1	1	2	2	0	12
	41	282	122	100	9	25	9	3	0	1	0	0	0	13
	42	263	123	79	17	17	4	3	1	1	2	0	0	16
	43	266	86	103	11	42	9	2	0	5	0	0	0	8
	44	414	157	172	29	26	5	2	2	4	1	0	0	16
	45	405	139	190	14	33	8	3	1	4	0	0	0	13
	46	171	71	48	7	21	5	3	0	0	0	1	0	15
	47	297	128	92	12	35	12	4	2	0	0	1	0	11
	48	223	88	69	13	26	4	1	1	1	0	1	1	18
	49	242	103	81	16	24	6	1	0	2	0	1	0	8
	50	291	136	77	21	31	7	3	0	1	0	0	0	15
	51	191	84	71	9	14	2	3	0	0	1	0	0	7
	52	355	147	121	20	39	11	1	2	0	0	0	0	14
	53	236	121	66	11	18	4	0	1	1	1	0	0	13
	54	338	130	111	32	26	14	1	4	0	1	0	1	18
	55	245	103	80	16	25	3	1	1	1	0	0	1	14
	56	359	159	118	16	43	8	2	1	0	0	1	0	11
	57	299	123	100	19	29	6	1	0	3	0	0	0	18
	58	374	150	142	22	34	3	5	1	1	1	0	0	15
	59	172	94	45	5	10	3	0	0	0	2	0	0	13
	60	230	97	77	15	17	6	1	0	2	2	1	0	12
	61	291	126	87	13	29	8	1	1	1	1	0	0	24
	62	326	154	98	15	21	12	0	0	1	0	0	0	25
	63	317	143	85	26	41	10	3	0	2	2	0	0	5
	64	235	93	86	15	16	1	3	1	3	1	0	0	16
	65	256	110	87	14	12	4	1	1	1	0	1	0	25
	66	167	79	45	8	16	6	2	1	2	0	0	0	8
	67	263	90	108	12	24	9	1	0	1	0	0	0	18
	68	359	144	113	30	46	6	0	1	1	0	0	0	18

UNITED STATES SENATOR
2 YEAR UNEXPIRED TERM
DETAIL

LEGISLATIVE DISTRICT OR TOWN	ELECTION DISTRICT	TOTAL VOTERS	KIRSTEN E. GILLIBRAND	JOSEPH J. DIOGUARDI	KIRSTEN E. GILLIBRAND	JOSEPH J. DIOGUARDI	KIRSTEN E. GILLIBRAND	CECILE A. LAWRENCE	JOSEPH HUFF	JOHN CLIFTON	VIVIA MORGAN	BRUCE BLAKEMAN	SCATTER	BLANK AND VOID
			DEM	REP	IND	CON/TXP	WOR	GRN	RTH	LBT	APP	TRP		
Greece														
	69	202	91	78	6	18	1	1	1	1	0	0	0	5
	70	606	226	242	26	63	15	3	3	4	1	1	0	22
	71	358	146	136	17	34	7	4	0	0	0	1	0	13
	72	357	127	153	17	46	1	2	0	0	0	0	0	11
	73	166	69	56	5	22	5	0	0	0	0	0	0	9
	74	251	133	61	12	21	9	2	3	1	0	0	0	9
	75	228	95	86	10	15	4	3	1	2	1	0	0	11
	76	238	83	106	9	17	7	1	1	1	1	0	0	12
	77	346	153	131	19	18	7	3	3	0	1	0	0	11
	78	206	74	84	17	15	7	0	1	0	0	0	0	8
	79	460	151	199	33	44	13	1	1	1	0	0	1	16
	80	392	152	159	18	38	3	3	1	0	0	0	0	18
	81	193	77	88	7	8	2	3	0	0	1	0	0	7
	82	235	112	69	8	16	7	1	1	0	1	1	0	19
	83	190	97	64	4	9	4	3	0	1	0	0	0	8
	84	347	141	119	19	34	7	1	1	0	1	0	0	24
	85	387	150	142	15	44	9	1	2	1	0	0	0	23
	86	436	181	167	24	42	2	2	0	0	1	1	0	16
	87	283	118	102	11	30	3	3	0	1	0	1	0	14
	88	287	121	107	13	28	9	1	2	1	0	0	0	5
	89	250	89	101	9	23	6	2	1	1	0	0	1	17
	90	323	120	122	10	48	6	1	0	1	2	1	1	11
	91	558	223	211	26	56	12	3	2	3	0	1	0	21
	92	418	181	145	23	35	5	2	3	1	1	1	0	21
	93	417	210	119	23	36	12	0	1	0	0	0	0	16
	94	294	106	104	14	29	12	5	3	5	1	1	0	14
	95	213	106	66	10	13	3	0	4	4	0	1	0	6
	96	388	173	111	26	40	10	1	2	1	1	0	0	23
	97	551	203	229	32	47	7	0	3	1	0	0	0	29

UNITED STATES SENATOR
2 YEAR UNEXPIRED TERM
DETAIL

LEGISLATIVE DISTRICT OR TOWN	ELECTION DISTRICT	TOTAL VOTERS	KIRSTEN E. GILLIBRAND DEM	JOSEPH J. DIOGUARDI REP	KIRSTEN E. GILLIBRAND IND	JOSEPH J. DIOGUARDI CON/TXP	KIRSTEN E. GILLIBRAND WOR	CECILE A. LAWRENCE GRN	JOSEPH HUFF RTH	JOHN CLIFTON LBT	VIVIA MORGAN APP	BRUCE BLAKEMAN TRP	SCATTER	BLANK AND VOID
Greece														
	98	393	146	121	26	41	24	2	5	1	3	0	0	24
	99	336	104	140	18	41	7	1	2	3	0	0	0	20
	100	419	169	149	29	46	4	1	1	3	0	1	0	16
	101	222	90	78	12	22	6	0	0	2	1	0	0	11
	102	407	145	143	27	53	15	2	0	1	0	0	0	21
	103	355	129	138	21	52	3	1	2	1	0	0	0	8
	104	365	169	118	26	29	6	1	0	1	0	0	0	15
	105	235	104	91	7	19	11	0	0	0	0	0	0	3
	106	264	99	98	9	28	5	1	1	0	2	1	0	20
	107	211	88	82	6	23	3	1	0	0	1	0	0	7
	108	183	82	63	10	15	3	1	0	1	0	0	0	8
	109	377	152	121	27	38	8	2	0	3	0	1	1	24
Greece		31,854	13,032	11,211	1,730	3,084	736	170	107	130	75	37	10	1,532
Hamlin														
	1	270	113	85	18	29	3	1	0	6	1	1	0	13
	2	361	103	182	24	24	11	4	1	6	0	1	0	5
	3	236	72	89	18	35	8	1	1	4	0	1	0	7
	4	233	75	93	13	32	6	1	1	0	1	0	1	10
	5	253	74	109	18	27	6	2	1	1	1	0	0	14
	6	192	76	70	9	15	11	1	2	2	0	1	1	4
	7	422	142	179	23	46	10	1	0	4	2	0	0	15
	8	192	56	81	8	20	7	3	0	4	2	0	0	11
	9	194	62	83	14	21	3	1	1	1	0	0	0	8
	10	360	122	149	19	38	13	2	1	5	0	0	0	11
	11	66	22	23	6	9	3	0	1	0	0	0	0	2
Hamlin		2,779	917	1,143	170	296	81	17	9	33	7	4	2	100

UNITED STATES SENATOR
2 YEAR UNEXPIRED TERM
DETAIL

LEGISLATIVE DISTRICT OR TOWN	ELECTION DISTRICT	TOTAL VOTERS	KIRSTEN E. GILLIBRAND DEM	JOSEPH J. DIOGUARDI REP	KIRSTEN E. GILLIBRAND IND	JOSEPH J. DIOGUARDI CON/TXP	KIRSTEN E. GILLIBRAND WOR	CECILE A. LAWRENCE GRN	JOSEPH HUFF RTH	JOHN CLIFTON LBT	VIVIA MORGAN APP	BRUCE BLAKEMAN TRP	SCATTER	BLANK AND VOID
Henrietta														
	1	394	168	135	22	32	9	2	2	1	1	0	0	22
	2	256	105	77	23	37	7	1	2	1	0	0	0	3
	3	164	85	51	10	6	4	3	1	0	0	0	0	4
	4	338	208	70	19	23	4	1	0	1	1	0	0	11
	5	306	135	102	14	23	9	4	1	3	1	0	0	14
	6	298	133	102	10	24	14	0	2	2	0	0	0	11
	7	285	127	95	12	26	7	2	1	1	0	0	0	14
	8	312	148	99	20	15	10	2	1	3	3	0	0	11
	9	259	132	68	7	25	6	0	1	1	0	0	0	19
	10	292	121	99	21	21	8	4	0	3	2	1	0	12
	11	284	160	61	12	25	5	0	1	0	2	0	0	18
	12	291	126	96	19	26	6	3	1	4	0	0	0	10
	13	357	160	103	15	41	14	3	2	2	0	0	0	17
	14	241	114	78	11	14	9	0	5	0	0	2	0	8
	15	305	139	90	16	28	10	3	1	1	0	0	0	17
	16	209	87	77	8	11	9	3	0	2	2	0	0	10
	17	357	177	98	16	33	12	4	3	2	1	1	0	10
	18	343	159	98	22	26	10	4	1	2	1	1	1	18
	19	272	117	99	16	21	5	1	2	0	0	1	0	10
	20	391	154	132	25	36	13	0	2	9	2	0	0	18
	21	242	129	66	12	12	8	4	2	0	1	1	0	7
	22	449	227	145	25	26	5	2	1	2	1	0	0	15
	23	235	98	75	13	15	8	2	1	0	0	0	0	23
	24	333	164	99	16	22	12	2	1	3	0	0	1	13
	25	306	119	108	14	33	8	5	1	1	1	2	0	14
	26	560	252	172	32	56	11	6	4	2	1	1	0	23
	27	482	204	172	26	44	11	2	0	2	0	2	2	17
	28	384	169	122	22	24	8	6	0	3	1	3	0	26

UNITED STATES SENATOR
2 YEAR UNEXPIRED TERM
DETAIL

LEGISLATIVE DISTRICT OR TOWN	ELECTION DISTRICT	TOTAL VOTERS	KIRSTEN E. GILLIBRAND DEM	JOSEPH J. DIOGUARDI REP	KIRSTEN E. GILLIBRAND IND	JOSEPH J. DIOGUARDI CON/TXP	KIRSTEN E. GILLIBRAND WOR	CECILE A. LAWRENCE GRN	JOSEPH HUFF RTH	JOHN CLIFTON LBT	VIVIA MORGAN APP	BRUCE BLAKEMAN TRP	SCATTER	BLANK AND VOID
Henrietta														
	29	592	290	180	24	46	15	7	1	2	1	1	0	25
	30	582	271	168	36	53	13	4	0	2	0	2	1	32
	31	181	87	55	12	12	2	0	2	4	0	0	0	7
	32	455	227	155	13	29	7	2	0	2	1	0	0	19
	33	239	106	81	9	15	6	0	3	0	1	0	0	18
	34	172	84	51	11	8	7	0	2	1	0	0	0	8
	35	378	176	130	18	31	8	2	0	1	0	0	0	12
Henrietta		11,544	5,358	3,609	601	919	300	84	47	63	24	18	5	516
Irondequoit														
	1	315	159	94	14	19	4	1	2	2	0	0	0	20
	2	211	96	70	11	13	7	2	1	0	0	0	0	11
	3	319	156	89	22	18	8	4	3	0	0	1	0	18
	4	281	120	94	16	23	7	1	1	1	0	0	0	18
	5	254	127	66	16	17	8	4	1	0	0	0	0	15
	6	485	250	134	29	26	15	7	1	3	0	0	0	20
	7	433	228	123	20	32	12	2	2	0	1	0	1	12
	8	299	132	109	13	24	8	3	1	1	0	0	0	8
	9	311	139	105	14	19	10	0	0	0	0	1	0	23
	10	341	161	119	23	20	8	3	0	2	0	0	0	5
	11	179	88	54	9	10	6	0	2	1	0	0	0	9
	12	239	111	68	16	14	10	2	0	0	0	0	0	18
	13	422	225	103	26	31	12	6	1	1	1	1	0	15
	14	393	178	114	21	31	16	2	2	1	3	0	0	25
	15	394	164	140	18	38	15	2	0	0	0	1	0	16
	16	372	190	109	16	20	6	1	2	9	1	0	0	18
	17	196	97	56	12	17	4	0	0	1	1	0	0	8
	18	302	149	91	19	15	10	3	1	1	0	0	0	13
	19	332	185	60	20	25	9	4	2	3	1	1	0	22

UNITED STATES SENATOR
2 YEAR UNEXPIRED TERM
DETAIL

LEGISLATIVE DISTRICT OR TOWN	ELECTION DISTRICT	TOTAL VOTERS	KIRSTEN E. GILLIBRAND	JOSEPH J. DIOGUARDI	KIRSTEN E. GILLIBRAND	JOSEPH J. DIOGUARDI	KIRSTEN E. GILLIBRAND	CECILE A. LAWRENCE	JOSEPH HUFF	JOHN CLIFTON	VIVIA MORGAN	BRUCE BLAKEMAN	SCATTER	BLANK AND VOID
			DEM	REP	IND	CON/TXP	WOR	GRN	RTH	LBT	APP	TRP		
Irondequoit														
	20	281	125	101	16	12	6	3	3	0	0	0	0	15
	21	311	149	73	27	26	15	3	2	2	1	0	0	13
	22	350	174	103	10	30	7	0	4	1	0	0	0	21
	23	292	168	75	19	9	5	4	0	1	2	0	0	9
	24	271	132	73	16	22	13	2	1	0	0	0	0	12
	25	284	141	82	11	19	9	4	0	1	1	0	0	16
	26	213	112	59	8	11	5	1	0	0	0	0	0	17
	27	193	81	63	14	11	10	2	2	2	1	0	0	7
	28	234	106	84	14	11	3	1	1	0	2	1	0	11
	29	232	118	65	12	13	8	0	3	0	1	0	0	12
	30	277	133	87	20	14	10	2	0	0	0	1	0	10
	31	306	165	83	19	18	10	2	1	0	0	0	0	8
	32	291	141	89	13	19	10	4	2	1	1	0	0	11
	33	225	93	70	18	16	11	2	1	1	4	1	0	8
	34	446	183	183	25	31	6	1	2	0	1	1	0	13
	35	198	106	50	9	13	7	2	0	1	2	0	0	8
	36	157	83	47	4	5	2	0	0	1	0	0	0	15
	37	259	108	97	8	18	4	0	3	1	0	0	0	20
	38	183	102	45	5	9	6	0	2	1	2	0	0	11
	39	142	72	45	4	3	0	0	0	1	0	0	0	17
	40	192	82	71	8	9	9	1	0	1	0	0	0	11
	41	297	153	87	8	16	11	1	0	1	1	0	0	19
	42	326	127	115	26	31	10	3	0	2	1	0	0	11
	43	222	103	62	13	19	5	5	1	1	0	0	0	13
	44	557	264	182	31	33	8	3	1	2	1	2	0	30
	45	241	125	73	14	10	3	0	1	1	1	1	0	12
	46	299	137	98	10	21	8	4	0	0	0	0	0	21
	47	110	58	37	0	8	2	0	0	0	0	0	1	4
	48	297	141	89	15	26	5	2	0	0	4	2	0	13

UNITED STATES SENATOR
2 YEAR UNEXPIRED TERM
DETAIL

LEGISLATIVE DISTRICT OR TOWN	ELECTION DISTRICT	TOTAL VOTERS	KIRSTEN E. GILLIBRAND	JOSEPH J. DIOGUARDI	KIRSTEN E. GILLIBRAND	JOSEPH J. DIOGUARDI	KIRSTEN E. GILLIBRAND	CECILE A. LAWRENCE	JOSEPH HUFF	JOHN CLIFTON	VIVIA MORGAN	BRUCE BLAKEMAN	SCATTER	BLANK AND VOID
			DEM	REP	IND	CON/TXP	WOR	GRN	RTH	LBT	APP	TRP		
Irondequoit														
	49	277	121	88	18	22	6	2	2	0	3	0	0	15
	50	189	92	61	11	4	6	2	1	0	0	0	0	12
	51	398	194	120	24	32	4	4	2	1	1	1	0	15
	52	323	169	83	18	15	6	6	2	5	0	1	0	18
	53	254	116	83	13	16	6	0	1	2	1	0	0	16
	54	95	55	22	7	3	0	1	0	0	0	0	0	7
	55	294	149	73	18	27	9	3	2	0	1	0	0	12
	56	263	127	86	11	17	6	2	0	2	1	0	0	11
	57	401	184	131	30	21	9	1	0	1	0	0	0	24
	58	327	149	99	17	33	6	1	0	2	0	0	1	19
	59	270	117	79	22	20	5	2	2	2	0	0	0	21
	60	304	149	82	21	30	7	1	1	1	0	0	0	12
	61	363	155	140	15	26	6	2	1	1	1	0	0	16
	62	323	141	113	21	27	8	2	0	0	0	0	0	11
	63	234	116	68	9	19	4	2	3	0	1	2	0	10
	64	169	91	36	11	14	3	1	1	2	0	0	0	10
	65	198	110	45	14	8	4	2	1	1	0	0	0	13
	66	136	84	28	2	7	0	2	0	0	0	0	0	13
	67	252	114	78	6	20	8	2	1	0	0	0	0	23
	68	260	123	85	5	18	8	1	1	1	1	0	0	17
	69	111	70	21	3	5	1	0	0	0	0	0	0	11
	70	95	43	30	6	7	7	0	0	0	0	0	0	2
	71/72	92	49	20	8	2	2	2	1	0	0	0	0	8
Irondequoit		19,392	9,355	5,857	1,042	1,288	504	140	74	69	44	18	3	998
Mendon														
	1	558	205	219	29	66	10	6	0	4	1	0	1	17
	2	425	197	131	24	33	8	4	3	2	2	3	0	18
	3	551	198	228	35	58	4	4	1	2	3	0	0	18

UNITED STATES SENATOR
2 YEAR UNEXPIRED TERM
DETAIL

LEGISLATIVE DISTRICT OR TOWN	ELECTION DISTRICT	TOTAL VOTERS	KIRSTEN E. GILLIBRAND	JOSEPH J. DIOGUARDI	KIRSTEN E. GILLIBRAND	JOSEPH J. DIOGUARDI	KIRSTEN E. GILLIBRAND	CECILE A. LAWRENCE	JOSEPH HUFF	JOHN CLIFTON	VIVIA MORGAN	BRUCE BLAKEMAN	SCATTER	BLANK AND VOID
			DEM	REP	IND	CON/TXP	WOR	GRN	RTH	LBT	APP	TRP		
Mendon														
	4	407	175	132	26	36	13	3	0	5	0	0	1	16
	5	492	176	209	19	55	9	2	1	4	1	0	1	15
	6	463	175	173	28	56	9	2	1	2	2	0	0	15
	7	536	203	226	23	51	9	4	1	1	1	1	0	16
	8	196	83	81	10	14	1	1	0	1	0	0	0	5
	9	402	158	156	27	37	4	2	1	3	1	0	0	13
Mendon		4,030	1,570	1,555	221	406	67	28	8	24	11	4	3	133
Ogden														
	1	320	139	101	15	35	11	3	1	1	0	0	1	13
	2	365	129	128	28	44	13	3	2	3	0	1	0	14
	3	481	171	199	36	44	8	1	2	3	1	0	0	16
	4	313	115	112	12	51	8	2	0	1	0	0	0	12
	5	338	113	136	20	42	10	0	2	1	1	0	0	13
	6	408	165	162	21	39	8	1	0	2	0	0	0	10
	7	231	75	99	12	24	8	1	1	2	2	0	0	7
	8	329	103	152	17	30	7	2	1	3	1	0	0	13
	9	330	131	116	13	31	16	1	0	5	3	0	1	13
	10	316	107	127	20	41	8	0	0	4	0	0	0	9
	11	293	98	112	26	36	5	1	1	2	0	1	0	11
	12	388	134	150	30	39	13	2	2	1	0	1	0	16
	13	275	101	108	14	26	6	2	2	2	1	0	1	12
	14	304	96	123	27	36	10	0	0	0	0	0	0	12
	15	429	142	163	31	49	10	2	0	1	1	2	0	28
	16	237	72	116	10	29	3	0	0	0	1	0	0	6
	17	288	98	123	12	31	8	1	2	2	1	0	0	10
	18	378	139	143	8	54	13	3	1	3	1	1	0	12

UNITED STATES SENATOR
2 YEAR UNEXPIRED TERM
DETAIL

LEGISLATIVE DISTRICT OR TOWN	ELECTION DISTRICT	TOTAL VOTERS	KIRSTEN E. GILLIBRAND	JOSEPH J. DIOGUARDI	KIRSTEN E. GILLIBRAND	JOSEPH J. DIOGUARDI	KIRSTEN E. GILLIBRAND	CECILE A. LAWRENCE	JOSEPH HUFF	JOHN CLIFTON	VIVIA MORGAN	BRUCE BLAKEMAN	SCATTER	BLANK AND VOID
			DEM	REP	IND	CON/TXP	WOR	GRN	RTH	LBT	APP	TRP		
Ogden	19	434	171	163	20	46	6	3	1	4	1	0	0	19
	20	404	129	157	30	65	5	4	2	3	1	0	0	8
Ogden		6,861	2,428	2,690	402	792	176	32	20	43	15	6	3	254
Parma	1	383	120	150	29	53	8	2	0	0	0	0	0	21
	2	440	162	168	26	52	10	3	1	2	0	0	0	16
	3	318	111	132	18	33	7	1	2	0	2	0	0	12
	4	350	102	145	20	45	9	2	5	5	1	2	1	13
	5	254	81	107	15	22	11	4	1	0	2	1	0	10
	6	162	47	79	5	21	2	2	0	1	0	1	0	4
	7	356	111	150	20	40	11	2	3	0	0	0	0	19
	8	505	198	185	31	50	15	4	2	0	0	0	1	19
	9	357	118	155	17	43	10	1	2	2	0	0	0	9
	10	366	100	163	22	47	12	2	2	1	0	1	0	16
	11	394	139	151	20	45	14	6	1	7	0	1	0	10
	12	368	155	129	19	40	8	2	2	0	0	0	0	13
	13	586	196	232	40	60	18	1	2	5	2	2	0	28
	14	275	87	99	15	43	10	3	0	1	1	1	0	15
	15	364	113	134	29	48	11	4	2	3	0	3	1	16
Parma		5,478	1,840	2,179	326	642	156	39	25	27	8	12	3	221
Penfield	1	136	59	40	10	19	1	0	1	1	0	0	0	5
	2	355	158	116	21	26	13	2	1	4	2	0	0	12
	3	265	86	102	15	32	9	5	1	1	0	0	0	14
	4	409	113	186	18	59	17	3	1	2	2	0	0	8
	5	374	174	126	19	24	13	3	1	3	1	1	0	9
	6	301	110	141	9	25	2	0	0	4	0	0	0	10
	7	363	151	136	20	36	9	0	0	0	0	1	0	10

UNITED STATES SENATOR
2 YEAR UNEXPIRED TERM
DETAIL

LEGISLATIVE DISTRICT OR TOWN	ELECTION DISTRICT	TOTAL VOTERS	KIRSTEN E. GILLIBRAND	JOSEPH J. DIOGUARDI	KIRSTEN E. GILLIBRAND	JOSEPH J. DIOGUARDI	KIRSTEN E. GILLIBRAND	CECILE A. LAWRENCE	JOSEPH HUFF	JOHN CLIFTON	VIVIA MORGAN	BRUCE BLAKEMAN	SCATTER	BLANK AND VOID
			DEM	REP	IND	CON/TXP	WOR	GRN	RTH	LBT	APP	TRP		
Penfield														
	8	280	139	78	15	18	8	1	4	1	2	0	0	14
	9	454	249	107	37	39	7	3	0	1	0	0	0	11
	10	288	132	80	19	27	8	1	1	1	1	1	0	17
	11	236	90	89	17	13	8	2	0	2	2	0	0	13
	12	400	182	137	21	30	10	1	0	0	1	1	0	17
	13	406	188	132	20	31	7	1	1	1	0	0	0	25
	14	444	147	193	24	47	7	3	2	8	2	2	0	9
	15	488	202	182	40	31	5	2	0	2	1	2	0	21
	16	188	81	61	16	15	4	0	0	3	1	0	0	7
	17	373	158	133	22	30	8	1	0	1	1	1	0	18
	18	262	119	93	13	20	5	2	1	0	1	0	0	8
	19	507	230	189	27	33	11	2	1	1	0	0	0	13
	20	428	178	163	19	33	10	3	2	4	1	1	0	14
	21	418	209	119	23	30	15	2	1	2	1	0	0	16
	22	341	160	94	20	25	7	4	1	5	2	2	0	21
	23	496	221	178	23	40	12	1	4	4	0	1	1	11
	24	493	200	188	27	40	13	3	1	3	1	1	0	16
	25	320	122	128	12	36	0	3	1	1	1	0	0	16
	26	263	104	101	17	15	4	1	1	2	2	1	0	15
	27	415	190	136	25	38	8	0	0	1	0	0	1	16
	28	297	136	83	24	24	7	0	1	4	1	1	0	16
	29	422	193	131	30	26	13	1	4	5	0	0	0	19
	30	589	233	232	33	49	10	2	2	6	1	1	0	20
	31	212	111	67	13	8	2	2	0	0	1	0	0	8
	32	234	132	65	11	9	7	1	1	1	1	0	0	6
	33	340	154	110	17	33	7	3	1	0	2	1	0	12
	34	314	110	136	17	16	7	0	0	2	0	0	0	26
	35	422	191	153	29	32	5	2	2	4	0	1	0	3
	36	350	164	124	18	18	9	1	1	3	0	1	0	11

UNITED STATES SENATOR
2 YEAR UNEXPIRED TERM
DETAIL

LEGISLATIVE DISTRICT OR TOWN	ELECTION DISTRICT	TOTAL VOTERS	KIRSTEN E. GILLIBRAND	JOSEPH J. DIOGUARDI	KIRSTEN E. GILLIBRAND	JOSEPH J. DIOGUARDI	KIRSTEN E. GILLIBRAND	CECILE A. LAWRENCE	JOSEPH HUFF	JOHN CLIFTON	VIVIA MORGAN	BRUCE BLAKEMAN	SCATTER	BLANK AND VOID
			DEM	REP	IND	CON/TXP	WOR	GRN	RTH	LBT	APP	TRP		
Penfield														
	37	612	252	263	31	38	8	2	1	2	1	0	0	14
	38	241	94	101	12	18	6	2	1	0	0	0	0	7
	39	260	103	99	9	32	9	1	1	2	0	0	0	4
	40	438	171	183	21	26	15	2	0	3	1	0	1	15
	41	354	121	158	18	31	5	4	1	0	0	0	0	16
	42	271	99	117	11	22	4	5	2	4	1	0	0	6
Penfield		15,059	6,416	5,450	843	1,194	335	77	44	94	34	20	3	549
Perinton														
	1	524	215	212	27	41	6	3	1	2	1	0	0	16
	2	490	217	165	36	33	9	2	0	2	0	0	0	26
	3	343	172	113	12	21	2	5	1	2	0	0	0	15
	4	344	165	102	17	23	10	2	1	7	1	0	0	16
	5	199	80	70	13	13	7	3	0	3	0	0	0	10
	6	332	171	92	25	23	9	2	2	0	0	0	0	8
	7	436	220	133	21	30	9	1	3	2	0	0	1	16
	8	377	167	134	23	38	5	0	1	0	2	1	0	6
	9	486	201	176	34	49	11	0	1	2	0	1	0	11
	10	421	178	138	32	32	11	1	2	4	0	1	0	22
	11	258	99	91	17	23	12	2	0	2	1	1	0	10
	12	358	177	117	16	24	8	1	0	0	1	1	0	13
	13	340	129	162	15	21	1	1	0	2	1	0	0	8
	14	388	171	138	22	32	10	1	0	1	1	0	0	12
	15	319	169	84	21	22	4	2	2	1	1	0	0	13
	16	311	150	104	19	24	5	0	0	1	0	0	1	7
	17	385	186	126	18	24	13	4	2	1	2	0	1	8
	18	352	167	111	27	30	5	0	0	4	0	0	0	8
	19	362	149	125	19	39	7	2	4	1	1	1	2	12
	20	358	164	132	14	27	5	2	0	1	1	0	0	12

UNITED STATES SENATOR
2 YEAR UNEXPIRED TERM
DETAIL

LEGISLATIVE DISTRICT OR TOWN	ELECTION DISTRICT	TOTAL VOTERS	KIRSTEN E. GILLIBRAND	JOSEPH J. DIOGUARDI	KIRSTEN E. GILLIBRAND	JOSEPH J. DIOGUARDI	KIRSTEN E. GILLIBRAND	CECILE A. LAWRENCE	JOSEPH HUFF	JOHN CLIFTON	VIVIA MORGAN	BRUCE BLAKEMAN	SCATTER	BLANK AND VOID
			DEM	REP	IND	CON/TXP	WOR	GRN	RTH	LBT	APP	TRP		
Perinton														
	21	427	202	132	20	35	10	4	0	3	1	0	0	20
	22	270	120	100	11	18	5	2	0	1	1	0	0	12
	23	381	168	146	20	28	4	3	0	2	0	0	0	10
	24	619	239	271	29	35	7	1	1	1	1	2	0	32
	25	297	150	91	21	15	7	3	0	0	1	0	0	9
	26	420	175	152	24	45	10	2	2	0	2	0	0	8
	27	287	118	102	20	17	8	0	1	1	0	2	0	18
	28	331	141	129	11	34	6	1	0	2	0	0	0	7
	29	246	118	78	14	20	6	2	1	2	1	0	0	4
	30	363	154	128	18	36	6	4	4	1	0	0	0	12
	31	444	186	182	21	25	10	3	1	4	0	0	0	12
	32	312	149	93	15	27	4	2	0	2	0	2	0	18
	33	417	179	160	17	34	8	1	1	7	1	0	1	8
	34	427	169	167	23	37	5	3	1	2	1	2	0	17
	35	313	157	99	12	29	4	2	1	3	0	0	0	6
	36	204	91	71	12	16	6	0	1	2	0	0	0	5
	37	347	160	114	23	28	3	2	1	2	1	0	0	13
	38	398	187	135	11	28	15	1	0	0	4	1	0	16
	39	425	175	158	25	43	11	4	2	1	0	0	0	6
	40	285	116	104	17	23	6	3	0	3	1	1	0	11
	41	259	114	95	13	17	6	2	0	2	0	0	0	10
	42	311	144	103	16	15	11	0	0	3	1	0	0	18
	43	628	265	245	38	45	4	2	1	4	1	1	0	22
	44	355	148	138	18	17	14	1	1	4	0	0	0	14
	45	680	268	267	38	61	9	5	2	3	1	1	0	25
	46	218	97	69	19	17	3	5	2	1	0	0	0	5
	47	380	144	161	22	37	5	1	0	0	0	0	0	10
	48	304	138	109	16	20	3	4	1	2	0	2	0	9
	49	343	134	156	13	28	2	0	0	2	1	0	0	7

UNITED STATES SENATOR
2 YEAR UNEXPIRED TERM
DETAIL

LEGISLATIVE DISTRICT OR TOWN	ELECTION DISTRICT	TOTAL VOTERS	KIRSTEN E. GILLIBRAND DEM	JOSEPH J. DIOGUARDI REP	KIRSTEN E. GILLIBRAND IND	JOSEPH J. DIOGUARDI CON/TXP	KIRSTEN E. GILLIBRAND WOR	CECILE A. LAWRENCE GRN	JOSEPH HUFF RTH	JOHN CLIFTON LBT	VIVIA MORGAN APP	BRUCE BLAKEMAN TRP	SCATTER	BLANK AND VOID
Perinton														
	50	116	67	24	3	2	5	3	1	0	0	0	0	11
	51	417	130	209	24	41	4	0	0	2	0	0	0	7
	52	328	108	154	8	31	3	1	0	2	0	0	0	21
	53	312	140	108	18	29	5	1	1	0	0	1	0	9
	54	644	256	258	33	59	8	2	0	2	1	1	0	24
	55	385	180	144	17	28	6	0	0	3	1	0	0	6
	56	465	168	207	23	46	9	0	0	3	1	0	0	8
Perinton		20,741	9,002	7,584	1,111	1,635	387	104	46	110	35	22	6	699
Pittsford														
	1	291	141	95	12	21	9	1	1	2	0	0	0	9
	2	320	170	85	13	26	8	1	1	1	3	0	1	11
	3	553	253	214	26	23	9	1	0	0	0	0	0	27
	4	425	193	152	26	29	7	2	0	1	1	0	0	14
	5	306	176	74	11	20	8	5	1	4	0	0	0	7
	6	252	160	47	7	10	6	1	0	1	0	0	0	20
	7	184	88	65	13	8	3	0	0	0	1	0	0	6
	8	411	143	199	15	37	3	1	0	1	0	1	0	11
	9	430	192	158	15	32	11	2	0	3	0	0	0	17
	10	448	191	183	25	24	7	1	1	0	2	0	0	14
	11	303	133	113	17	20	8	0	0	1	0	0	1	10
	12	360	157	140	17	26	5	2	1	1	0	0	1	10
	13	269	128	90	12	21	2	0	0	1	1	0	0	14
	14	483	219	183	16	43	4	4	0	1	0	0	0	13
	15	248	107	85	15	13	7	1	2	1	1	0	0	16
	16	286	149	89	13	20	4	1	0	1	0	0	1	8
	17	496	275	145	20	33	2	5	1	1	2	0	0	12
	18	352	181	116	13	17	5	2	0	1	0	1	0	16
	19	234	97	78	15	26	4	4	0	2	0	1	0	7

UNITED STATES SENATOR
2 YEAR UNEXPIRED TERM
DETAIL

LEGISLATIVE DISTRICT OR TOWN	ELECTION DISTRICT	TOTAL VOTERS	KIRSTEN E. GILLIBRAND	JOSEPH J. DIOGUARDI	KIRSTEN E. GILLIBRAND	JOSEPH J. DIOGUARDI	KIRSTEN E. GILLIBRAND	CECILE A. LAWRENCE	JOSEPH HUFF	JOHN CLIFTON	VIVIA MORGAN	BRUCE BLAKEMAN	SCATTER	BLANK AND VOID
			DEM	REP	IND	CON/TXP	WOR	GRN	RTH	LBT	APP	TRP		
Pittsford	20	383	196	122	21	23	5	2	2	1	1	0	1	9
	21	377	213	112	12	22	6	3	1	0	0	0	0	8
	22	475	250	151	19	27	6	2	0	2	0	0	0	18
	23	362	162	133	18	21	6	2	1	2	2	1	0	14
	24	480	224	195	15	29	2	0	1	0	0	0	0	14
	25	499	237	190	19	20	3	0	2	3	0	0	0	25
	26	361	166	133	12	23	9	1	1	3	1	0	0	12
	27	335	161	110	11	32	9	1	0	0	1	0	0	10
	28	367	158	151	16	12	5	2	1	0	0	0	0	22
	29	361	147	145	20	21	9	1	0	2	0	0	0	16
	30	324	143	133	9	16	6	1	1	3	0	0	0	12
	31	445	204	154	17	37	9	2	1	4	0	3	0	14
	32	389	194	137	13	22	3	1	2	4	1	0	1	11
	33	493	179	228	25	41	4	1	1	2	0	2	0	10
	34	453	183	216	19	16	7	0	0	2	1	0	0	9
Pittsford		12,755	5,970	4,621	547	811	201	53	22	51	18	9	6	446
Riga	1	493	168	199	33	46	14	8	1	6	3	0	0	15
	2	401	135	174	22	46	7	6	0	0	1	0	1	9
	3	290	124	101	25	18	3	1	0	4	1	0	0	13
	4	376	131	154	26	35	12	1	1	3	2	0	0	11
	5	349	106	143	21	51	8	1	1	2	0	2	0	14
	6	339	101	131	16	63	5	5	0	1	1	1	0	15
Riga		2,248	765	902	143	259	49	22	3	16	8	3	1	77
Rush	1	429	175	151	24	38	11	5	3	5	1	0	0	16
	2	329	134	140	16	24	3	1	1	2	0	1	0	7
	3	463	212	150	20	38	16	4	0	3	2	0	1	17

UNITED STATES SENATOR
2 YEAR UNEXPIRED TERM
DETAIL

LEGISLATIVE DISTRICT OR TOWN	ELECTION DISTRICT	TOTAL VOTERS	KIRSTEN E. GILLIBRAND	JOSEPH J. DIOGUARDI	KIRSTEN E. GILLIBRAND	JOSEPH J. DIOGUARDI	KIRSTEN E. GILLIBRAND	CECILE A. LAWRENCE	JOSEPH HUFF	JOHN CLIFTON	VIVIA MORGAN	BRUCE BLAKEMAN	SCATTER	BLANK AND VOID
			DEM	REP	IND	CON/TXP	WOR	GRN	RTH	LBT	APP	TRP		
Rush														
	4	445	182	174	17	42	12	2	2	2	2	0	0	10
Rush		1,666	703	615	77	142	42	12	6	12	5	1	1	50
Sweden														
	1	357	155	124	24	18	7	5	1	3	0	1	0	19
	2	182	86	55	4	14	9	3	4	0	0	0	0	7
	3	383	182	123	20	27	8	4	4	0	2	0	0	13
	4	412	173	148	24	35	9	6	0	4	1	0	0	12
	5	98	52	27	4	7	3	2	0	0	1	0	0	2
	6	311	127	108	14	35	10	2	0	1	0	0	0	14
	7	375	178	127	15	32	7	2	2	0	1	2	0	9
	8	270	89	114	9	28	15	2	2	6	0	0	0	5
	9	212	88	72	9	17	6	5	1	2	0	0	0	12
	10	444	142	177	23	59	9	3	0	2	4	1	0	24
	11	114	48	22	4	14	5	2	1	2	1	1	0	14
	12	295	108	112	13	40	6	3	0	0	1	0	0	12
Sweden		3,453	1,428	1,209	163	326	94	39	15	20	11	5	0	143
Webster														
	1	389	167	137	30	31	7	4	0	3	0	0	0	10
	2	381	168	146	16	27	7	3	0	3	2	1	1	7
	3	406	175	142	22	35	9	1	1	2	1	0	0	18
	4	185	69	65	6	28	8	2	0	3	0	0	0	4
	5	371	185	122	15	28	7	2	0	0	1	0	0	11
	6	344	183	94	17	23	10	0	1	1	1	1	0	13
	7	392	178	134	22	27	7	2	4	2	0	0	0	16
	8	351	149	116	22	40	9	4	1	0	0	0	0	10
	9	492	178	200	28	48	10	1	0	1	0	0	0	26
	10	541	193	233	31	50	9	3	1	1	1	0	1	18
	11	354	133	138	21	40	6	3	2	1	1	0	0	9

UNITED STATES SENATOR
2 YEAR UNEXPIRED TERM
DETAIL

LEGISLATIVE DISTRICT OR TOWN	ELECTION DISTRICT	TOTAL VOTERS	KIRSTEN E. GILLIBRAND DEM	JOSEPH J. DIOGUARDI REP	KIRSTEN E. GILLIBRAND IND	JOSEPH J. DIOGUARDI CON/TXP	KIRSTEN E. GILLIBRAND WOR	CECILE A. LAWRENCE GRN	JOSEPH HUFF RTH	JOHN CLIFTON LBT	VIVIA MORGAN APP	BRUCE BLAKEMAN TRP	SCATTER	BLANK AND VOID
Webster														
	12	482	177	187	34	49	11	2	4	3	1	0	0	14
	13	355	129	141	19	29	12	4	1	2	1	2	0	15
	14	332	167	100	14	31	5	1	1	1	1	0	0	11
	15	268	107	100	16	24	8	2	0	2	0	0	0	9
	16	410	196	130	22	39	6	4	0	0	0	1	0	12
	17	362	112	152	29	41	7	0	2	1	0	1	0	17
	18	284	132	95	23	18	3	1	1	0	0	1	0	10
	19	557	204	230	31	53	11	4	2	2	1	1	0	18
	20	479	193	172	34	54	11	3	0	2	0	0	0	10
	21	417	160	172	20	38	7	1	2	4	0	0	0	13
	22	382	142	145	23	40	7	2	1	2	2	0	0	18
	23	340	143	121	27	32	6	1	1	3	0	0	0	6
	24	824	358	270	39	87	19	12	1	4	0	1	1	32
	25	280	135	93	15	22	5	0	1	2	0	0	0	7
	26	357	149	122	21	35	5	3	0	2	0	0	0	20
	27	273	105	107	8	31	4	1	0	3	1	0	0	13
	28	358	131	134	30	37	11	0	1	3	2	1	0	8
	29	263	129	78	12	23	8	1	0	0	0	0	0	12
	30	240	105	74	15	18	10	1	0	0	1	2	0	14
	31	430	185	152	20	41	12	2	0	2	1	0	0	15
	32	448	171	173	25	54	8	4	3	1	1	0	0	8
	33	396	168	139	19	41	9	4	1	2	2	0	0	11
	34	210	81	93	9	12	2	1	0	2	1	0	0	9
	35	270	102	107	7	40	2	2	2	2	0	0	0	6
	36	330	121	147	10	37	3	1	0	1	0	0	0	10
	37	593	252	202	37	44	16	5	0	5	3	0	0	29
	38	471	239	138	23	35	15	1	0	1	1	0	0	18
	39	373	166	142	24	20	5	1	1	3	0	0	0	11
	40	555	247	195	27	42	11	6	0	2	1	1	0	23

UNITED STATES SENATOR
2 YEAR UNEXPIRED TERM
DETAIL

LEGISLATIVE DISTRICT OR TOWN	ELECTION DISTRICT	TOTAL VOTERS	KIRSTEN E. GILLIBRAND DEM	JOSEPH J. DIOGUARDI REP	KIRSTEN E. GILLIBRAND IND	JOSEPH J. DIOGUARDI CON/TXP	KIRSTEN E. GILLIBRAND WOR	CECILE A. LAWRENCE GRN	JOSEPH HUFF RTH	JOHN CLIFTON LBT	VIVIA MORGAN APP	BRUCE BLAKEMAN TRP	SCATTER	BLANK AND VOID
Webster														
	41	453	174	171	28	49	5	4	1	2	1	5	0	13
	42	348	136	126	25	38	5	2	0	4	0	0	0	12
	43	286	120	107	16	27	6	1	0	0	2	1	0	6
Webster		16,632	6,914	6,042	932	1,558	344	102	36	80	30	19	3	572
Wheatland														
	1	334	139	111	19	37	12	5	1	0	3	0	0	7
	2	340	132	130	12	34	9	4	2	1	1	0	0	15
	3	419	197	120	32	38	16	3	1	3	0	0	0	9
	4	318	133	116	19	26	4	1	3	4	1	0	0	11
	5	390	131	162	22	44	8	3	3	4	1	1	0	11
Wheatland		1,801	732	639	104	179	49	16	10	12	6	1	0	53
TOWNS		193,549	84,482	66,423	10,242	16,194	4,572	1,215	594	985	433	243	60	8,106
GRAND TOTAL:		233,802	110,065	72,099	11,625	17,728	6,100	1,756	852	1,218	573	305	79	11,402

STATE SUPREME COURT JUSTICE
7TH JUDICIAL DISTRICT
SUMMARY

LEGISLATIVE DISTRICT OR TOWN	TOTAL VOTERS	STEPHEN J. LYNCH	HENRY J. SCUDDER	HENRY J. SCUDDER	HENRY J. SCUDDER	SCATTER	BLANK AND VOID
		DEM	REP	IND	CON		
Leg. Dist. 06	1,566	641	536	72	142	1	174
Leg. Dist. 07	850	352	288	45	59	0	106
Leg. Dist. 21	5,623	3,369	1,075	211	263	5	700
Leg. Dist. 22	2,388	1,674	150	36	42	1	485
Leg. Dist. 23	6,555	3,707	1,480	292	309	11	756
Leg. Dist. 24	3,911	2,363	767	155	135	2	489
Leg. Dist. 25	3,930	2,714	396	108	73	2	637
Leg. Dist. 26	2,760	1,448	703	107	193	1	308
Leg. Dist. 27	5,574	3,834	580	119	140	9	892
Leg. Dist. 28	3,036	1,790	599	93	144	1	409
Leg. Dist. 29	3,912	2,482	629	120	137	3	541
CITY	40,105	24,374	7,203	1,358	1,637	36	5,497
Brighton	13,658	6,808	4,319	630	652	3	1,246
Chili	10,449	3,444	4,455	455	1,135	4	956
Clarkson	2,100	597	961	95	269	0	178
East Rochester	1,992	759	715	105	135	1	277
Gates	8,926	3,437	3,434	381	712	0	962
Greece	31,832	10,397	13,511	1,435	3,316	10	3,163
Hamlin	2,778	678	1,413	151	326	2	208
Henrietta	11,511	4,522	4,427	531	1,004	5	1,022
Irondequoit	19,353	7,710	7,268	951	1,389	8	2,027
Mendon	4,015	1,228	1,846	194	402	3	342
Ogden	6,859	1,885	3,198	332	820	0	624
Parma	5,474	1,438	2,589	258	686	2	501
Penfield	15,040	5,096	6,552	783	1,241	3	1,365
Perinton	20,689	6,995	9,219	928	1,726	5	1,816
Pittsford	12,715	4,579	5,771	522	869	4	970
Riga	2,247	556	1,092	125	280	0	194
Rush	1,664	547	773	73	145	0	126
Sweden	3,445	1,223	1,421	138	355	2	306
Webster	16,622	5,319	7,354	796	1,626	5	1,522
Wheatland	1,799	607	776	96	191	0	129
TOWNS	193,168	67,825	81,094	8,979	17,279	57	17,934
GRAND TOTAL:	233,273	92,199	88,297	10,337	18,916	93	23,431

STATE SUPREME COURT JUSTICE
7TH JUDICIAL DISTRICT
DETAIL

LEGISLATIVE DISTRICT OR TOWN	ELECTION DISTRICT	TOTAL VOTERS	STEPHEN J. LYNCH	HENRY J. SCUDDER	HENRY J. SCUDDER	HENRY J. SCUDDER	SCATTER	BLANK AND VOID
			DEM	REP	IND	CON		
Leg. Dist. 06								
	1	388	140	147	22	30	0	49
	2	175	78	51	6	17	0	23
	3	229	82	84	12	25	0	26
	4	274	123	86	13	23	0	29
	5	260	115	82	8	30	0	25
	6	240	103	86	11	17	1	22
		<u>1,566</u>	<u>641</u>	<u>536</u>	<u>72</u>	<u>142</u>	<u>1</u>	<u>174</u>
Leg. Dist. 06								
Leg. Dist. 07								
	1	388	148	142	24	31	0	43
	2	240	112	66	9	12	0	41
	3	222	92	80	12	16	0	22
		<u>850</u>	<u>352</u>	<u>288</u>	<u>45</u>	<u>59</u>	<u>0</u>	<u>106</u>
Leg. Dist. 07								
Leg. Dist. 21								
	1	280	152	62	19	17	0	30
	2	216	106	64	9	14	0	23
	3	137	84	26	3	9	0	15
	4	146	89	20	4	7	1	25
	5/16	306	161	68	22	23	0	32
	6	236	143	45	5	4	0	39
	7	370	216	86	12	16	1	39
	8	101	59	17	3	5	1	16
	9	244	145	54	6	13	0	26
	10	343	182	98	13	13	0	37
	11	170	111	20	2	4	0	33
	12	299	167	64	16	13	0	39
	13	138	106	11	4	4	0	13
	14	344	184	72	15	25	1	47
	15	247	149	41	11	13	0	33
	17/28	202	118	40	6	7	0	31
	18	136	93	21	1	3	0	18
	19	68	46	7	2	3	0	10
	20	127	69	32	7	10	0	9
	21	201	131	27	8	8	0	27
	22	176	111	23	2	11	0	29
	23	135	89	15	5	7	0	19
	24	295	157	81	15	15	0	27
	25	172	128	18	3	3	1	19
	26	155	121	5	4	2	0	23
	27	108	74	14	2	3	0	15
	29	59	41	7	2	2	0	7
	30	8	2	2	1	1	0	2
	31/34	90	68	11	3	2	0	6
	32	10	7	3	0	0	0	0
	33	104	60	21	6	6	0	11
		<u>5,623</u>	<u>3,369</u>	<u>1,075</u>	<u>211</u>	<u>263</u>	<u>5</u>	<u>700</u>
Leg. Dist. 21								

STATE SUPREME COURT JUSTICE
7TH JUDICIAL DISTRICT
DETAIL

LEGISLATIVE DISTRICT OR TOWN	ELECTION DISTRICT	TOTAL VOTERS	STEPHEN J. LYNCH	HENRY J. SCUDDER	HENRY J. SCUDDER	HENRY J. SCUDDER	SCATTER	BLANK AND VOID
			DEM	REP	IND	CON		
Leg. Dist. 22								
	1	133	87	19	4	3	0	20
	2	62	48	3	0	1	0	10
	3	132	78	9	2	1	0	42
	4	57	48	1	0	2	0	6
	5	120	93	5	0	3	0	19
	6	124	85	2	1	0	0	36
	7	75	59	3	1	3	0	9
	8	142	89	20	2	7	0	24
	9	105	76	6	1	1	0	21
	10	97	74	2	0	1	0	20
	11	116	85	6	0	3	0	22
	12	88	63	4	1	0	0	20
	13	54	36	1	1	0	0	16
	14	138	96	13	5	2	0	22
	15	130	99	7	2	2	0	20
	16	50	37	3	0	0	0	10
	17	64	46	4	2	2	0	10
	18	79	43	5	2	0	0	29
	19	91	66	6	2	2	0	15
	20	122	90	7	4	0	0	21
	21	89	62	3	1	2	0	21
	22	142	92	14	2	3	0	31
	23	103	77	2	3	1	0	20
	24	75	45	5	0	3	1	21
Leg. Dist. 22		2,388	1,674	150	36	42	1	485
Leg. Dist. 23								
	1	127	66	34	5	8	0	14
	2	285	184	53	5	9	3	31
	3	156	93	25	8	6	0	24
	4	360	209	75	17	24	0	35
	5	217	121	47	8	7	1	33
	6	148	83	28	9	10	0	18
	7	238	137	56	8	6	0	31
	8	232	150	43	9	6	1	23
	9	159	98	37	3	3	0	18
	10	211	124	45	7	11	1	23
	11	247	142	57	12	9	0	27
	12	323	187	77	12	12	0	35
	13	187	108	33	7	16	1	22
	14	201	115	39	13	11	0	23
	15	147	79	34	6	8	0	20
	16	201	131	31	11	7	0	21
	17	315	175	64	20	21	1	34
	18	323	159	81	20	25	0	38
	19	249	130	69	7	15	0	28
	20	311	168	75	10	15	0	43

STATE SUPREME COURT JUSTICE
7TH JUDICIAL DISTRICT
DETAIL

LEGISLATIVE DISTRICT OR TOWN	ELECTION DISTRICT	TOTAL VOTERS	STEPHEN	HENRY	HENRY	HENRY	SCATTER	BLANK AND VOID
			J. LYNCH DEM	J. SCUDDER REP	J. SCUDDER IND	J. SCUDDER CON		
Leg. Dist. 23								
	21	266	142	61	18	11	0	34
	22	211	117	52	12	6	0	24
	23	121	76	27	1	3	1	13
	24	274	143	83	10	4	0	34
	25	394	223	96	20	18	2	35
	26	439	248	104	22	17	0	48
	27	213	99	54	12	21	0	27
Leg. Dist. 23		6,555	3,707	1,480	292	309	11	756
Leg. Dist. 24								
	1	342	211	58	15	16	1	41
	2	278	181	52	9	8	0	28
	3	270	182	42	12	5	0	29
	4	287	184	46	10	12	0	35
	5	271	146	68	17	10	0	30
	6	187	106	48	6	8	0	19
	7	167	86	46	6	4	0	25
	8	242	139	65	7	10	0	21
	9	189	100	60	2	11	0	16
	10	283	188	30	11	5	0	49
	11	112	69	28	1	2	0	12
	12	72	37	19	3	2	0	11
	13	253	174	33	11	10	0	25
	14	277	171	38	17	9	0	42
	15	339	196	53	18	11	1	60
	16	239	136	51	9	10	0	33
	17	103	57	30	1	2	0	13
Leg. Dist. 24		3,911	2,363	767	155	135	2	489
Leg. Dist. 25								
	1	253	161	40	14	11	0	27
	2	184	131	8	3	4	0	38
	3	269	190	12	5	5	1	56
	4	32	19	4	2	0	0	7
	5	213	147	17	3	5	0	41
	6	204	146	25	6	2	0	25
	7	197	148	3	5	0	0	41
	8	225	174	7	5	3	0	36
	9	136	110	4	1	2	0	19
	10	171	125	9	2	1	0	34
	11	135	113	0	0	0	0	22
	12	298	191	49	13	9	0	36
	13	186	142	2	2	1	0	39
	14/24	314	202	62	17	4	1	28
	15	134	98	1	0	0	0	35
	16	28	13	3	3	2	0	7
	17	100	63	3	1	1	0	32
	18	280	161	56	7	9	0	47

STATE SUPREME COURT JUSTICE
7TH JUDICIAL DISTRICT
DETAIL

LEGISLATIVE DISTRICT OR TOWN	ELECTION DISTRICT	TOTAL VOTERS	STEPHEN	HENRY	HENRY	HENRY	SCATTER	BLANK AND VOID
			J. LYNCH DEM	J. SCUDDER REP	J. SCUDDER IND	J. SCUDDER CON		
Leg. Dist. 25								
	19/21	98	60	23	3	3	0	9
	20/25	281	178	48	6	10	0	39
	22	156	111	16	10	1	0	18
	23	36	31	4	0	0	0	1
Leg. Dist. 25		3,930	2,714	396	108	73	2	637
Leg. Dist. 26								
	1/13	161	103	31	2	12	0	13
	2	79	49	14	3	4	0	9
	3	153	63	54	6	18	0	12
	4	224	94	73	10	25	0	22
	5	165	84	44	8	12	0	17
	7	185	106	37	10	13	0	19
	8	203	114	50	4	8	0	27
	9	235	110	68	11	23	0	23
	10	197	110	49	6	9	0	23
	11	217	92	72	14	10	0	29
	12	295	169	62	9	15	1	39
	14	184	92	41	9	17	0	25
	15	208	119	47	8	15	0	19
	16	251	143	59	7	11	0	31
	17	3	0	2	0	1	0	0
Leg. Dist. 26		2,760	1,448	703	107	193	1	308
Leg. Dist. 27								
	1	283	196	28	9	15	0	35
	2	282	178	43	6	16	0	39
	3	235	146	34	7	8	0	40
	4	296	199	34	3	13	1	46
	5	281	194	24	8	3	0	52
	6	220	154	23	7	4	0	32
	7	264	169	38	6	8	2	41
	8	219	147	25	3	1	0	43
	9	285	206	19	7	5	2	46
	10	244	147	38	10	8	0	41
	11	264	183	39	6	8	0	28
	12	217	147	25	4	5	0	36
	13	220	167	12	5	3	1	32
	14	190	145	15	2	2	0	26
	15	209	133	13	5	4	0	54
	16	269	200	14	5	6	0	44
	17	121	78	20	0	4	0	19
	18	174	128	12	6	2	0	26
	19	242	176	17	6	4	1	38
	20	131	104	5	1	0	0	21
	21	125	93	9	1	4	0	18
	22	298	228	23	2	2	1	42
	23	145	96	10	3	3	1	32

STATE SUPREME COURT JUSTICE
7TH JUDICIAL DISTRICT
DETAIL

LEGISLATIVE DISTRICT OR TOWN	ELECTION DISTRICT	TOTAL VOTERS	STEPHEN	HENRY	HENRY	HENRY	SCATTER	BLANK AND VOID
			J. LYNCH DEM	J. SCUDDER REP	J. SCUDDER IND	J. SCUDDER CON		
Leg. Dist. 27								
	27	205	121	39	4	10	0	31
	28	155	99	21	3	2	0	30
Leg. Dist. 27		5,574	3,834	580	119	140	9	892
Leg. Dist. 28								
	1	165	98	31	6	10	0	20
	2	170	82	48	3	7	0	30
	3	92	56	14	2	2	0	18
	4	213	130	47	6	4	0	26
	5	123	61	37	3	8	0	14
	6	142	86	29	2	9	0	16
	7	263	168	53	10	8	0	24
	8	190	130	26	2	4	0	28
	9	108	55	24	5	7	0	17
	10	91	42	20	5	13	0	11
	11	164	96	34	2	11	0	21
	12	85	62	13	3	1	0	6
	13/25	132	79	22	6	8	0	17
	14	143	81	27	9	8	0	18
	15	69	47	9	2	1	0	10
	16	151	86	30	2	6	0	27
	17	59	34	9	1	6	0	9
	18/19	210	113	46	10	10	1	30
	21	164	90	33	9	12	0	20
	22	73	48	9	2	2	0	12
	23	200	125	36	3	6	0	30
	24	29	21	2	0	1	0	5
Leg. Dist. 28		3,036	1,790	599	93	144	1	409
Leg. Dist. 29								
	1	28	17	4	0	2	0	5
	2	53	33	4	1	0	0	15
	3	148	102	18	4	5	0	19
	4	212	126	44	7	8	0	27
	5	189	112	42	7	9	0	19
	6	150	81	38	5	10	0	16
	7	18	13	1	0	0	0	4
	8	191	125	33	7	4	0	22
	9	169	113	29	4	5	0	18
	10	166	109	25	3	6	0	23
	11	148	89	34	3	6	0	16
	12	165	115	22	8	7	0	13
	13	127	88	10	3	2	0	24
	14	176	118	26	5	7	1	19
	15	129	80	19	4	2	0	24
	16	80	58	6	1	2	0	13
	17	2	0	0	0	0	0	2
	18	227	106	52	16	18	0	35

STATE SUPREME COURT JUSTICE
7TH JUDICIAL DISTRICT
DETAIL

LEGISLATIVE DISTRICT OR TOWN	ELECTION DISTRICT	TOTAL VOTERS	STEPHEN J. LYNCH	HENRY J. SCUDDER	HENRY J. SCUDDER	HENRY J. SCUDDER	SCATTER	BLANK AND VOID
			DEM	REP	IND	CON		
Leg. Dist. 29								
	19	159	103	24	6	2	0	24
	20	219	166	22	3	2	0	26
	21	239	148	38	7	14	0	32
	22	128	95	10	2	1	0	20
	23	169	105	18	3	3	1	39
	24	212	127	38	6	13	0	28
	25	221	119	56	8	4	0	34
	26	112	83	9	3	2	0	15
	27	75	51	7	4	3	1	9
Leg. Dist. 29		<u>3,912</u>	<u>2,482</u>	<u>629</u>	<u>120</u>	<u>137</u>	<u>3</u>	<u>541</u>
CITY		40,105	24,374	7,203	1,358	1,637	36	5,497
Brighton								
	1	376	210	92	19	20	0	35
	2	257	113	94	12	15	0	23
	3	287	123	106	12	14	0	32
	4	316	188	76	13	11	0	28
	5	340	199	84	10	11	0	36
	6	444	212	158	24	18	0	32
	7	238	112	71	17	15	1	22
	8	356	129	174	17	15	0	21
	9	335	177	95	13	23	0	27
	10	375	195	111	11	21	0	37
	11	399	189	118	26	32	0	34
	12	447	229	126	18	24	0	50
	13	269	126	86	26	12	0	19
	14	196	108	55	10	1	0	22
	15	277	134	80	17	24	0	22
	16	236	59	130	12	17	0	18
	17	134	96	20	4	2	0	12
	18	320	204	72	14	7	0	23
	19	220	121	66	10	15	0	8
	20	218	110	67	9	9	0	23
	21	274	134	82	10	18	0	30
	22	345	161	123	13	15	0	33
	23	277	138	80	14	20	0	25
	24	385	167	150	13	17	0	38
	25	266	147	64	12	12	0	31
	26	247	109	82	14	14	0	28
	27	270	142	80	12	5	0	31
	28	396	201	122	19	17	0	37
	29	275	106	120	17	9	0	23
	30	507	248	160	21	21	0	57
	31	283	147	81	17	8	0	30
	32	374	195	106	22	13	0	38
	33	365	189	119	17	17	1	22
	34	311	129	106	22	30	0	24

STATE SUPREME COURT JUSTICE
7TH JUDICIAL DISTRICT
DETAIL

LEGISLATIVE DISTRICT OR TOWN	ELECTION DISTRICT	TOTAL VOTERS	STEPHEN J. LYNCH	HENRY J. SCUDDER	HENRY J. SCUDDER	HENRY J. SCUDDER	SCATTER	BLANK AND VOID
			DEM	REP	IND	CON		
Brighton								
	35	282	166	81	8	7	0	20
	36	163	83	43	7	8	0	22
	37	326	186	79	8	11	0	42
	38	352	188	114	8	18	0	24
	39	273	120	95	13	24	0	21
	40	482	251	150	22	13	0	46
	41	315	156	102	18	6	1	32
	42	103	48	37	4	7	0	7
	43	289	134	112	10	14	0	19
	44	106	51	37	4	3	0	11
	45	181	86	62	8	12	0	13
	46	171	92	51	3	7	0	18
		<u>13,658</u>	<u>6,808</u>	<u>4,319</u>	<u>630</u>	<u>652</u>	<u>3</u>	<u>1,246</u>
Brighton Chili								
	1	262	86	115	14	21	0	26
	2	395	105	180	20	54	0	36
	3	412	138	190	14	35	1	34
	4	231	62	103	10	35	0	21
	5	295	102	128	10	27	0	28
	6	324	98	149	12	35	0	30
	7	160	71	56	8	11	0	14
	8	317	84	156	17	41	0	19
	9	307	113	124	22	25	0	23
	10	229	51	108	8	43	1	18
	11	273	93	111	8	27	0	34
	12	323	107	142	13	30	0	31
	13	450	142	213	20	50	0	25
	14	338	94	154	24	49	0	17
	15	292	87	130	7	33	0	35
	16	429	139	179	15	54	0	42
	17	728	217	331	30	91	0	59
	18	322	92	142	13	29	0	46
	19	322	121	133	16	20	0	32
	20	444	177	162	16	44	0	45
	21	234	84	98	11	24	0	17
	22	238	113	62	11	23	1	28
	23	259	79	117	6	35	0	22
	24	703	239	286	37	65	0	76
	25	228	113	66	11	15	0	23
	26	397	112	171	19	59	0	36
	27	310	103	123	13	40	0	31
	28	261	99	94	11	22	0	35
	29	228	82	94	9	27	0	16
	30	153	50	60	12	20	0	11
	31	14	5	6	1	0	0	2

STATE SUPREME COURT JUSTICE
7TH JUDICIAL DISTRICT
DETAIL

LEGISLATIVE DISTRICT OR TOWN	ELECTION DISTRICT	TOTAL VOTERS	STEPHEN J. LYNCH	HENRY J. SCUDDER	HENRY J. SCUDDER	HENRY J. SCUDDER	SCATTER	BLANK AND VOID
			DEM	REP	IND	CON		
Chili								
	32	266	68	137	9	25	0	27
	33	305	118	135	8	26	1	17
Chili		10,449	3,444	4,455	455	1,135	4	956
Clarkson								
	1	396	110	185	24	58	0	19
	2	293	81	135	13	31	0	33
	3	364	124	151	16	39	0	34
	4	477	126	245	17	55	0	34
	5	306	78	135	14	52	0	27
	6	264	78	110	11	34	0	31
Clarkson		2,100	597	961	95	269	0	178
East Rochester								
	1	347	144	123	17	21	0	42
	2	274	91	103	13	19	0	48
	3	320	121	119	19	16	0	45
	4	263	103	86	17	17	0	40
	5	241	92	91	9	14	1	34
	6	281	105	95	17	22	0	42
	7	266	103	98	13	26	0	26
East Rochester		1,992	759	715	105	135	1	277
Gates								
	1	197	77	73	9	23	0	15
	2	257	108	92	11	10	0	36
	3	222	93	80	8	20	0	21
	4	269	107	98	9	24	0	31
	5	357	129	150	19	25	0	34
	6	267	112	96	15	14	0	30
	7	476	165	195	28	45	0	43
	8	212	77	96	6	11	0	22
	9	304	131	106	13	10	0	44
	10	168	62	74	1	17	0	14
	11	214	90	78	8	17	0	21
	12	187	73	69	8	15	0	22
	13	266	117	85	17	20	0	27
	14	218	83	83	5	13	0	34
	15	401	157	150	12	33	0	49
	16	218	96	86	6	15	0	15
	17	256	102	93	13	24	0	24
	18	307	92	140	12	32	0	31
	19	269	91	116	10	24	0	28
	20	259	111	89	13	10	0	36
	21	254	105	84	9	16	0	40
	22	230	70	110	5	24	0	21
	23	263	81	108	14	30	0	30
	24	276	102	112	10	22	0	30
	25	230	82	97	13	18	0	20

STATE SUPREME COURT JUSTICE
7TH JUDICIAL DISTRICT
DETAIL

LEGISLATIVE DISTRICT OR TOWN	ELECTION DISTRICT	TOTAL VOTERS	STEPHEN J. LYNCH	HENRY J. SCUDDER	HENRY J. SCUDDER	HENRY J. SCUDDER	SCATTER	BLANK AND VOID
			DEM	REP	IND	CON		
Gates								
	26	319	104	133	23	32	0	27
	27	313	144	97	5	28	0	39
	28	207	80	81	10	7	0	29
	29	246	105	76	15	23	0	27
	30	183	80	56	7	12	0	28
	31	209	70	87	9	18	0	25
	32	320	118	133	15	29	0	25
	33	124	63	43	1	12	0	5
	34	245	92	94	14	25	0	20
	35	183	68	74	8	14	0	19
Gates		8,926	3,437	3,434	381	712	0	962
Greece								
	1	273	89	115	13	27	1	28
	2	322	81	159	13	43	0	26
	3	261	87	116	10	25	0	23
	4	241	91	90	14	24	1	21
	5	222	90	83	11	17	1	20
	6	197	69	72	12	26	0	18
	7	282	108	97	22	28	0	27
	8	255	86	103	16	23	0	27
	9	228	89	93	11	20	0	15
	10	229	93	80	16	26	0	14
	11	119	53	36	4	11	0	15
	12	150	62	49	9	19	0	11
	13	241	81	98	6	35	0	21
	14	218	81	95	8	16	0	18
	15	245	76	109	7	26	1	26
	16	190	55	83	15	21	0	16
	17	360	90	182	18	38	0	32
	18	324	108	146	12	29	0	29
	19	228	79	92	13	20	0	24
	20	236	71	86	15	37	0	27
	21	231	82	89	14	32	0	14
	22	212	77	96	8	11	0	20
	23	424	171	155	18	35	0	45
	24	415	111	198	17	43	0	46
	25	268	104	102	9	22	0	31
	26	250	91	104	8	25	0	22
	27	358	104	170	18	33	0	33
	28	342	99	151	20	46	1	25
	29	318	113	126	14	36	0	29
	30	207	84	75	8	19	0	21
	31	232	71	97	13	28	0	23
	32	265	102	87	14	29	0	33
	33	345	96	154	18	47	0	30
	34	310	89	136	12	37	0	36

STATE SUPREME COURT JUSTICE
7TH JUDICIAL DISTRICT
DETAIL

LEGISLATIVE DISTRICT OR TOWN	ELECTION DISTRICT	TOTAL VOTERS	STEPHEN J. LYNCH	HENRY J. SCUDDER	HENRY J. SCUDDER	HENRY J. SCUDDER	SCATTER	BLANK AND VOID
			DEM	REP	IND	CON		
Greece								
	35	317	96	136	8	37	0	40
	36	355	135	153	11	20	0	36
	37	209	62	95	13	28	0	11
	38	340	104	139	19	44	0	34
	39	192	61	86	6	18	0	21
	40	223	85	103	6	15	0	14
	41	282	99	118	10	27	1	27
	42	263	105	99	14	19	0	26
	43	266	62	126	16	44	0	18
	44	414	120	214	14	30	0	36
	45	405	102	208	19	32	0	44
	46	171	54	66	10	18	0	23
	47	297	107	111	10	46	0	23
	48	223	64	90	11	26	0	32
	49	240	74	107	10	23	0	26
	50	291	97	119	11	36	0	28
	51	191	79	78	7	13	0	14
	52	355	111	142	19	43	0	40
	53	235	109	74	10	22	0	20
	54	337	86	139	18	43	0	51
	55	245	76	98	10	30	1	30
	56	359	125	157	15	39	0	23
	57	299	93	123	14	31	0	38
	58	374	133	152	22	39	0	28
	59	171	90	54	2	9	0	16
	60	228	75	94	17	21	0	21
	61	291	104	101	15	30	0	41
	62	326	126	125	14	29	0	32
	63	317	131	99	11	50	0	26
	64	235	77	94	11	19	0	34
	65	256	78	113	14	7	0	44
	66	167	69	59	9	15	0	15
	67	262	77	116	14	27	0	28
	68	359	109	134	19	53	0	44
	69	202	71	93	4	20	0	14
	70	605	171	286	30	65	0	53
	71	358	110	159	21	33	0	35
	72	356	89	170	19	47	0	31
	73	166	54	65	9	22	0	16
	74	251	117	81	14	16	0	23
	75	228	74	97	6	18	0	33
	76	238	68	117	4	21	0	28
	77	346	126	152	9	24	0	35
	78	206	59	97	6	16	0	28
	79	460	115	226	24	50	1	44
	80	392	118	176	8	39	0	51

STATE SUPREME COURT JUSTICE
7TH JUDICIAL DISTRICT
DETAIL

LEGISLATIVE DISTRICT OR TOWN	ELECTION DISTRICT	TOTAL VOTERS	STEPHEN J. LYNCH	HENRY J. SCUDDER	HENRY J. SCUDDER	HENRY J. SCUDDER	SCATTER	BLANK AND VOID
			DEM	REP	IND	CON		
Greece								
	81	193	58	106	10	8	0	11
	82	235	107	78	5	14	0	31
	83	189	73	77	5	15	0	19
	84	347	108	146	17	40	0	36
	85	383	124	161	14	40	0	44
	86	436	133	198	23	48	0	34
	87	283	90	130	6	35	0	22
	88	287	83	142	14	29	0	19
	89	250	72	121	6	28	0	23
	90	323	91	138	8	44	1	41
	91	558	156	271	24	55	0	52
	92	417	154	164	20	43	0	36
	93	417	171	150	24	35	0	37
	94	294	97	123	17	34	1	22
	95	213	89	89	7	14	0	14
	96	388	141	149	11	49	0	38
	97	551	127	277	30	55	0	62
	98	393	150	129	25	47	0	42
	99	336	74	164	15	43	0	40
	100	419	120	190	28	42	0	39
	101	222	58	106	8	25	0	25
	102	407	121	170	17	53	0	46
	103	355	108	153	17	54	0	23
	104	365	124	160	18	31	0	32
	105	235	68	117	11	18	0	21
	106	264	73	119	7	31	0	34
	107	211	68	96	4	23	0	20
	108	183	56	82	4	19	0	22
	109	377	123	140	21	36	0	57
Greece		31,832	10,397	13,511	1,435	3,316	10	3,163
Hamlin								
	1	270	95	105	20	31	0	19
	2	361	71	216	17	35	0	22
	3	236	54	114	16	34	0	18
	4	232	41	134	8	33	1	15
	5	253	58	124	14	34	0	23
	6	192	66	81	9	21	0	15
	7	422	104	213	24	45	1	35
	8	192	51	94	10	21	0	16
	9	194	41	103	16	19	0	15
	10	360	75	203	16	42	0	24
	11	66	22	26	1	11	0	6
Hamlin		2,778	678	1,413	151	326	2	208
Henrietta								
	1	394	134	167	17	33	1	42
	2	256	85	93	17	37	0	24

STATE SUPREME COURT JUSTICE
7TH JUDICIAL DISTRICT
DETAIL

LEGISLATIVE DISTRICT OR TOWN	ELECTION DISTRICT	TOTAL VOTERS	STEPHEN J. LYNCH	HENRY J. SCUDDER	HENRY J. SCUDDER	HENRY J. SCUDDER	SCATTER	BLANK AND VOID
			DEM	REP	IND	CON		
Henrietta								
	3	164	82	53	7	5	0	17
	4	338	191	90	16	21	0	20
	5	306	106	131	10	27	0	32
	6	298	101	118	14	33	0	32
	7	282	113	105	16	24	0	24
	8	310	117	134	18	17	0	24
	9	259	118	82	8	26	0	25
	10	292	101	124	20	27	0	20
	11	282	127	88	12	24	0	31
	12	290	104	123	19	24	0	20
	13	354	136	129	13	37	0	39
	14	241	99	96	7	16	0	23
	15	303	116	114	17	29	0	27
	16	209	80	83	11	14	0	21
	17	357	149	132	17	35	0	24
	18	343	148	122	17	24	1	31
	19	272	99	114	10	23	0	26
	20	391	140	166	19	40	0	26
	21	240	99	96	13	14	0	18
	22	449	181	175	22	32	0	39
	23	233	93	86	9	20	0	25
	24	332	139	118	18	27	1	29
	25	305	96	131	13	38	0	27
	26	560	203	209	27	61	0	60
	27	478	168	199	23	51	0	37
	28	378	127	172	16	33	0	30
	29	592	249	212	21	51	1	58
	30	580	240	199	29	54	0	58
	31	181	81	59	8	17	0	16
	32	453	194	184	19	31	1	24
	33	239	101	92	10	16	0	20
	34	172	71	64	7	9	0	21
	35	378	134	167	11	34	0	32
Henrietta		11,511	4,522	4,427	531	1,004	5	1,022
Irondequoit								
	1	313	133	108	14	23	0	35
	2	211	81	87	10	13	0	20
	3	319	142	95	27	26	0	29
	4	281	100	107	19	27	0	28
	5	254	111	85	7	21	0	30
	6	481	196	192	20	30	0	43
	7	430	159	171	17	40	1	42
	8	299	89	135	12	26	0	37
	9	310	109	130	12	24	0	35
	10	340	119	143	24	27	0	27
	11	179	72	62	7	15	0	23

STATE SUPREME COURT JUSTICE
7TH JUDICIAL DISTRICT
DETAIL

LEGISLATIVE DISTRICT OR TOWN	ELECTION DISTRICT	TOTAL VOTERS	STEPHEN J. LYNCH	HENRY J. SCUDDER	HENRY J. SCUDDER	HENRY J. SCUDDER	SCATTER	BLANK AND VOID
			DEM	REP	IND	CON		
Irondequoit	12	239	101	70	14	18	0	36
	13	420	189	144	15	34	0	38
	14	391	152	150	17	30	0	42
	15	392	130	178	17	35	0	32
	16	372	151	138	13	23	0	47
	17	196	83	75	8	15	0	15
	18	302	127	118	12	19	0	26
	19	331	167	83	15	26	0	40
	20	281	93	127	15	15	0	31
	21	311	117	107	21	31	0	35
	22	350	134	131	13	31	1	40
	23	292	144	96	18	10	0	24
	24	270	109	101	8	28	0	24
	25	284	118	104	14	24	1	23
	26	213	99	67	5	12	0	30
	27	193	71	79	14	14	0	15
	28	234	85	110	9	14	0	16
	29	232	103	66	17	13	0	33
	30	277	105	111	25	17	0	19
	31	306	141	107	14	20	0	24
	32	291	118	107	14	18	1	33
	33	224	81	84	17	18	0	24
	34	445	138	211	22	31	0	43
	35	198	88	67	9	12	0	22
	36	154	74	45	3	5	0	27
	37	259	89	112	11	20	0	27
	38	183	98	49	13	5	0	18
	39	142	60	47	3	1	0	31
	40	191	73	79	10	12	0	17
	41	294	129	103	11	16	0	35
	42	325	107	132	23	27	0	36
	43	222	91	71	12	17	0	31
	44	556	202	228	28	37	1	60
	45	241	101	87	11	10	0	32
	46	298	96	124	13	22	0	43
	47	110	33	56	0	7	1	13
	48	297	112	123	16	27	0	19
	49	277	98	110	15	29	0	25
	50	189	78	67	10	3	0	31
	51	398	149	159	21	35	0	34
	52	323	156	101	17	16	0	33
	53	254	103	95	10	18	0	28
	54	95	49	25	5	5	0	11
	55	291	126	89	19	27	0	30
	56	263	119	89	9	21	0	25
	57	401	147	168	25	20	0	41

STATE SUPREME COURT JUSTICE
7TH JUDICIAL DISTRICT
DETAIL

LEGISLATIVE DISTRICT OR TOWN	ELECTION DISTRICT	TOTAL VOTERS	STEPHEN J. LYNCH	HENRY J. SCUDDER	HENRY J. SCUDDER	HENRY J. SCUDDER	SCATTER	BLANK AND VOID
			DEM	REP	IND	CON		
Irondequoit								
	58	327	118	122	18	35	0	34
	59	269	96	100	19	20	1	33
	60	303	124	102	19	23	1	34
	61	361	133	161	17	22	0	28
	62	323	118	133	15	30	0	27
	63	234	99	96	9	16	0	14
	64	169	66	61	7	17	0	18
	65	198	103	54	9	10	0	22
	66	135	74	32	4	4	0	21
	67	252	95	91	9	18	0	39
	68	260	95	107	13	18	0	27
	69	111	62	31	3	4	0	11
	70	95	39	40	5	7	0	4
	71/72	92	43	33	4	5	0	7
Irondequoit		19,353	7,710	7,268	951	1,389	8	2,027
Mendon								
	1	558	169	251	31	58	1	48
	2	420	158	152	22	39	0	49
	3	551	148	281	23	61	0	38
	4	405	151	161	22	31	1	39
	5	490	131	236	30	58	1	34
	6	460	135	205	19	56	0	45
	7	533	146	273	22	51	0	41
	8	196	77	88	7	11	0	13
	9	402	113	199	18	37	0	35
Mendon		4,015	1,228	1,846	194	402	3	342
Ogden								
	1	320	106	137	9	38	0	30
	2	363	99	159	21	47	0	37
	3	481	135	237	28	43	0	38
	4	313	84	138	13	45	0	33
	5	338	82	168	17	42	0	29
	6	408	136	178	22	40	0	32
	7	231	64	117	9	26	0	15
	8	329	83	177	8	32	0	29
	9	330	105	142	16	33	0	34
	10	316	93	138	14	43	0	28
	11	293	74	132	20	41	0	26
	12	388	114	180	18	44	0	32
	13	275	82	135	20	19	0	19
	14	304	73	142	25	37	0	27
	15	429	108	182	24	58	0	57
	16	237	51	138	6	28	0	14
	17	288	76	139	11	31	0	31
	18	378	116	155	10	56	0	41

STATE SUPREME COURT JUSTICE
7TH JUDICIAL DISTRICT
DETAIL

LEGISLATIVE DISTRICT OR TOWN	ELECTION DISTRICT	TOTAL VOTERS	STEPHEN J. LYNCH	HENRY J. SCUDDER	HENRY J. SCUDDER	HENRY J. SCUDDER	SCATTER	BLANK AND VOID
			DEM	REP	IND	CON		
Ogden	19	434	117	212	19	49	0	37
	20	404	87	192	22	68	0	35
Ogden		6,859	1,885	3,198	332	820	0	624
Parma	1	383	91	181	20	54	0	37
	2	440	119	196	23	60	0	42
	3	317	86	149	13	41	0	28
	4	350	88	173	15	46	0	28
	5	254	65	126	13	27	0	23
	6	162	24	95	7	23	0	13
	7	356	90	178	10	46	0	32
	8	504	155	239	24	49	1	36
	9	357	82	178	17	42	0	38
	10	366	85	187	13	48	0	33
	11	394	103	185	22	47	0	37
	12	368	127	149	14	46	0	32
	13	586	166	263	31	65	0	61
	14	274	82	118	11	46	0	17
	15	363	75	172	25	46	1	44
Parma		5,474	1,438	2,589	258	686	2	501
Penfield	1	136	42	52	7	19	0	16
	2	352	142	128	21	32	1	28
	3	265	85	102	14	34	0	30
	4	409	97	217	18	58	0	19
	5	374	148	154	22	24	0	26
	6	301	83	157	8	25	0	28
	7	363	120	157	19	33	0	34
	8	280	126	102	11	20	0	21
	9	454	185	157	34	39	0	39
	10	288	107	103	13	26	0	39
	11	234	74	109	9	16	0	26
	12	399	135	177	22	30	0	35
	13	406	144	160	23	35	0	44
	14	444	133	215	15	54	0	27
	15	488	157	224	28	31	0	48
	16	188	76	72	9	11	0	20
	17	372	117	163	21	29	0	42
	18	260	84	119	16	21	0	20
	19	506	172	239	31	38	0	26
	20	428	132	197	20	37	0	42
	21	418	183	146	23	28	0	38
	22	339	133	132	19	23	0	32
	23	495	178	215	30	36	0	36
	24	492	151	228	29	42	1	41
	25	320	88	155	7	35	0	35

STATE SUPREME COURT JUSTICE
7TH JUDICIAL DISTRICT
DETAIL

LEGISLATIVE DISTRICT OR TOWN	ELECTION DISTRICT	TOTAL VOTERS	STEPHEN J. LYNCH	HENRY J. SCUDDER	HENRY J. SCUDDER	HENRY J. SCUDDER	SCATTER	BLANK AND VOID
			DEM	REP	IND	CON		
Penfield								
	26	263	82	115	15	17	0	34
	27	415	140	169	29	45	1	31
	28	295	115	100	23	26	0	31
	29	422	163	174	20	29	0	36
	30	589	173	276	27	56	0	57
	31	212	96	77	11	7	0	21
	32	234	102	93	11	9	0	19
	33	340	117	134	26	32	0	31
	34	313	85	147	17	15	0	49
	35	422	139	181	26	35	0	41
	36	349	122	164	18	19	0	26
	37	612	177	296	35	42	0	62
	38	241	82	114	9	18	0	18
	39	260	84	110	9	37	0	20
	40	438	137	211	16	30	0	44
	41	353	108	168	17	27	0	33
	42	271	82	143	5	21	0	20
		<u>15,040</u>	<u>5,096</u>	<u>6,552</u>	<u>783</u>	<u>1,241</u>	<u>3</u>	<u>1,365</u>
Penfield								
Perinton								
	1	524	160	259	14	47	0	44
	2	481	166	215	22	35	0	43
	3	339	119	155	10	23	0	32
	4	343	134	134	17	22	0	36
	5	198	60	81	12	18	0	27
	6	330	142	115	19	24	0	30
	7	436	170	172	21	32	0	41
	8	377	128	158	22	41	0	28
	9	486	144	230	25	52	0	35
	10	419	138	174	26	35	0	46
	11	258	96	105	12	22	0	23
	12	357	129	164	10	24	1	29
	13	338	82	199	8	20	0	29
	14	388	136	172	13	31	0	36
	15	319	138	115	13	28	0	25
	16	311	115	119	19	31	0	27
	17	385	152	155	15	26	0	37
	18	352	123	147	18	37	0	27
	19	362	123	154	16	44	0	25
	20	357	134	163	10	29	0	21
	21	427	158	161	21	36	0	51
	22	270	86	119	13	19	0	33
	23	381	133	175	15	28	0	30
	24	617	200	304	28	33	0	52
	25	296	114	110	14	14	0	44
	26	419	116	196	25	44	0	38
	27	284	75	139	11	20	0	39

STATE SUPREME COURT JUSTICE
7TH JUDICIAL DISTRICT
DETAIL

LEGISLATIVE DISTRICT OR TOWN	ELECTION DISTRICT	TOTAL VOTERS	STEPHEN J. LYNCH	HENRY J. SCUDDER	HENRY J. SCUDDER	HENRY J. SCUDDER	SCATTER	BLANK AND VOID
			DEM	REP	IND	CON		
Perinton								
	28	331	118	142	16	34	0	21
	29	245	91	101	14	18	0	21
	30	363	123	156	20	36	0	28
	31	444	136	228	18	32	0	30
	32	310	123	121	15	20	0	31
	33	417	147	176	24	34	0	36
	34	426	125	203	25	38	0	35
	35	313	105	128	14	33	0	33
	36	204	78	81	10	18	1	16
	37	347	130	148	17	27	0	25
	38	396	162	154	14	29	0	37
	39	425	146	174	18	48	0	39
	40	281	89	124	15	26	0	27
	41	258	79	107	17	22	0	33
	42	311	120	123	17	19	0	32
	43	626	195	301	30	47	0	53
	44	352	119	167	17	22	0	27
	45	678	209	324	27	57	0	61
	46	218	87	84	14	20	0	13
	47	380	115	181	18	37	1	28
	48	304	119	129	11	20	0	25
	49	343	99	171	12	27	0	34
	50	115	70	27	3	3	0	12
	51	417	97	243	16	39	0	22
	52	327	86	161	9	31	0	40
	53	312	119	124	17	31	1	20
	54	644	181	319	26	62	0	56
	55	384	132	185	12	32	1	22
	56	464	124	247	13	49	0	31
		<u>20,689</u>	<u>6,995</u>	<u>9,219</u>	<u>928</u>	<u>1,726</u>	<u>5</u>	<u>1,816</u>
Perinton								
Pittsford								
	1	291	120	125	11	18	0	17
	2	319	134	120	18	28	0	19
	3	553	172	287	20	22	0	52
	4	424	148	194	16	30	0	36
	5	304	142	106	13	21	0	22
	6	251	119	74	9	10	0	39
	7	184	76	81	4	13	0	10
	8	408	98	234	14	36	0	26
	9	428	151	194	18	31	0	34
	10	448	144	228	24	23	0	29
	11	302	110	130	16	21	1	24
	12	360	133	155	15	28	0	29
	13	266	92	114	12	24	0	24
	14	480	153	234	20	47	0	26
	15	247	97	97	13	17	0	23

STATE SUPREME COURT JUSTICE
7TH JUDICIAL DISTRICT
DETAIL

LEGISLATIVE DISTRICT OR TOWN	ELECTION DISTRICT	TOTAL VOTERS	STEPHEN J. LYNCH	HENRY J. SCUDDER	HENRY J. SCUDDER	HENRY J. SCUDDER	SCATTER	BLANK AND VOID
			DEM	REP	IND	CON		
Pittsford								
	16	286	115	119	11	21	0	20
	17	496	206	194	22	37	0	37
	18	351	139	149	15	16	0	32
	19	234	79	96	10	32	0	17
	20	383	150	168	14	25	0	26
	21	377	169	139	19	21	0	29
	22	470	199	196	14	32	1	28
	23	360	119	172	15	28	0	26
	24	479	142	262	14	26	1	34
	25	498	175	241	26	16	0	40
	26	360	124	175	15	28	0	18
	27	335	134	133	15	33	0	20
	28	362	122	166	10	21	0	43
	29	359	111	164	25	24	0	35
	30	322	104	165	13	17	1	22
	31	445	144	197	22	41	0	41
	32	389	159	170	11	22	0	27
	33	491	143	249	17	42	0	40
	34	453	156	243	11	18	0	25
		12,715	4,579	5,771	522	869	4	970
Pittsford								
Riga								
	1	493	139	224	29	52	0	49
	2	401	98	193	27	52	0	31
	3	290	88	135	19	23	0	25
	4	376	107	192	15	41	0	21
	5	348	65	186	18	49	0	30
	6	339	59	162	17	63	0	38
		2,247	556	1,092	125	280	0	194
Riga								
Rush								
	1	429	133	208	16	41	0	31
	2	327	86	175	19	19	0	28
	3	463	183	185	14	38	0	43
	4	445	145	205	24	47	0	24
		1,664	547	773	73	145	0	126
Rush								
Sweden								
	1	357	121	166	13	26	0	31
	2	181	87	63	6	11	1	13
	3	382	166	147	16	25	0	28
	4	412	154	157	18	40	0	43
	5	98	38	39	4	8	0	9
	6	308	106	116	14	36	0	36
	7	375	137	152	20	38	0	28
	8	270	76	131	11	31	0	21
	9	211	75	91	7	20	0	18
	10	444	119	205	16	61	1	42

STATE SUPREME COURT JUSTICE
7TH JUDICIAL DISTRICT
DETAIL

LEGISLATIVE DISTRICT OR TOWN	ELECTION DISTRICT	TOTAL VOTERS	STEPHEN J. LYNCH	HENRY J. SCUDDER	HENRY J. SCUDDER	HENRY J. SCUDDER	SCATTER	BLANK AND VOID
			DEM	REP	IND	CON		
Sweden	11	112	53	30	5	14	0	10
	12	295	91	124	8	45	0	27
Sweden		3,445	1,223	1,421	138	355	2	306
Webster	1	389	125	175	13	37	0	39
	2	381	138	173	15	29	1	25
	3	406	136	183	17	31	0	39
	4	185	55	78	15	23	0	14
	5	371	115	172	14	27	0	43
	6	344	143	131	15	20	0	35
	7	392	144	167	14	29	0	38
	8	351	110	153	18	38	0	32
	9	492	129	239	26	48	0	50
	10	541	137	279	23	54	1	47
	11	354	99	167	15	43	0	30
	12	482	138	229	24	57	0	34
	13	355	114	173	19	30	0	19
	14	330	109	144	12	32	0	33
	15	268	83	117	14	27	0	27
	16	410	151	165	14	39	1	40
	17	362	81	172	25	49	0	35
	18	284	102	111	17	24	0	30
	19	556	154	273	27	56	0	46
	20	479	133	205	26	61	1	53
	21	417	123	201	17	41	0	35
	22	381	119	167	18	40	0	37
	23	340	113	146	22	36	0	23
	24	823	284	333	37	83	0	86
	25	280	127	105	8	20	0	20
	26	357	111	159	12	37	0	38
	27	273	89	127	6	30	0	21
	28	358	112	152	25	41	0	28
	29	263	87	109	12	23	0	32
	30	240	99	79	13	21	0	28
	31	430	133	190	20	40	0	47
	32	448	127	201	18	58	0	44
	33	396	123	178	18	44	0	33
	34	210	61	105	12	11	0	21
	35	268	73	118	14	41	0	22
	36	329	97	160	9	40	0	23
	37	593	194	264	28	39	0	68
	38	471	187	175	26	41	0	42
	39	373	142	156	23	22	1	29
	40	554	190	240	31	47	0	46
	41	452	138	211	25	46	0	32

STATE SUPREME COURT JUSTICE
7TH JUDICIAL DISTRICT
DETAIL

LEGISLATIVE DISTRICT OR TOWN	ELECTION DISTRICT	TOTAL VOTERS	STEPHEN J. LYNCH	HENRY J. SCUDDER	HENRY J. SCUDDER	HENRY J. SCUDDER	SCATTER	BLANK AND VOID
			DEM	REP	IND	CON		
Webster								
	42	348	99	154	27	42	0	26
	43	286	95	118	12	29	0	32
Webster		16,622	5,319	7,354	796	1,626	5	1,522
Wheatland								
	1	334	125	130	19	42	0	18
	2	340	113	148	19	32	0	28
	3	418	156	167	26	35	0	34
	4	317	103	140	16	32	0	26
	5	390	110	191	16	50	0	23
Wheatland		1,799	607	776	96	191	0	129
TOWNS		193,168	67,825	81,094	8,979	17,279	57	17,934
GRAND TOTAL:		233,273	92,199	88,297	10,337	18,916	93	23,431

REPRESENTATIVE IN CONGRESS
25TH DISTRICT
SUMMARY

LEGISLATIVE DISTRICT OR TOWN	TOTAL VOTERS	DANIEL B. MAFFEI DEM	ANN MARIE BUERKLE REP	ANN MARIE BUERKLE IND	ANN MARIE BUERKLE CON	DANIEL B. MAFFEI WOR	SCATTER	BLANK AND VOID
Irondequoit	13,134	5,921	4,785	445	984	459	5	535
Penfield	9,634	3,699	4,186	342	772	271	5	359
Webster	16,632	6,308	7,093	596	1,587	448	6	594
GRAND TOTAL:	39,400	15,928	16,064	1,383	3,343	1,178	16	1,488

REPRESENTATIVE IN CONGRESS
25TH DISTRICT
DETAIL

LEGISLATIVE DISTRICT OR TOWN	ELECTION DISTRICT	TOTAL VOTERS	DANIEL B. MAFFEI	ANN MARIE BUERKLE	ANN MARIE BUERKLE	ANN MARIE BUERKLE	DANIEL B. MAFFEI	SCATTER	BLANK AND VOID
			DEM	REP	IND	CON	WOR		
Irondequoit	1	315	161	91	13	23	3	1	23
	2	211	99	77	8	13	6	0	8
	3	319	155	103	12	21	17	0	11
	4	281	113	103	12	30	10	0	13
	6	485	229	177	18	26	19	0	16
	7	433	194	164	14	38	11	1	11
	8	299	111	134	9	23	11	0	11
	9	311	133	128	11	21	7	0	11
	10	341	150	146	12	20	10	0	3
	14	393	170	132	13	33	19	0	26
	15	394	159	165	13	35	17	0	5
	16	372	184	130	5	26	11	0	16
	17	196	100	62	5	16	7	0	6
	18	302	135	112	9	18	15	0	13
	20	281	111	130	7	15	10	0	8
	21	311	142	96	13	29	19	0	12
	22	350	171	117	12	31	10	0	9
	24	271	125	87	7	31	14	0	7
	25	284	130	89	7	24	20	0	14
	27	193	75	82	7	13	8	0	8
	28	234	105	95	4	13	7	0	10
	30	277	120	106	17	16	11	0	7
	32	291	143	95	6	19	12	1	15
	33	225	80	86	14	18	16	0	11
	38	183	107	45	9	7	5	0	10
	40	192	80	83	3	11	10	0	5
	42	326	120	139	18	27	10	0	12
	44	557	262	202	17	37	13	0	26
	45	241	113	87	11	11	3	0	16
	46	299	125	112	7	20	13	0	22
	47	110	52	43	0	6	2	1	6
	48	297	129	113	11	25	6	0	13
	49	277	115	100	9	27	15	0	11
	51	398	186	135	21	32	13	0	11
	53	254	115	92	7	15	8	0	17
	55	294	153	84	12	21	11	0	13
	56	263	124	102	6	15	3	0	13
	58	327	133	124	7	35	12	0	16
	59	270	124	94	7	22	7	1	15
	60	304	143	105	12	30	5	0	9
	62	323	135	127	10	30	14	0	7
	63	234	113	85	11	18	0	0	7
	64	169	85	51	8	13	5	0	7
	68	260	117	97	7	18	6	0	15
	70	95	44	33	2	7	5	0	4

REPRESENTATIVE IN CONGRESS
25TH DISTRICT
DETAIL

LEGISLATIVE DISTRICT OR TOWN	ELECTION DISTRICT	TOTAL VOTERS	DANIEL B. MAFFEI	ANN MARIE BUERKLE	ANN MARIE BUERKLE	ANN MARIE BUERKLE	DANIEL B. MAFFEI	SCATTER	BLANK AND VOID
			DEM	REP	IND	CON	WOR		
Irondequoit	71/72	<u>92</u>	<u>51</u>	<u>25</u>	<u>2</u>	<u>5</u>	<u>3</u>	<u>0</u>	<u>6</u>
Irondequoit		13,134	5,921	4,785	445	984	459	5	535
Penfield	2	355	156	135	12	27	15	1	9
	4	409	108	200	13	56	21	0	11
	5	374	162	148	16	24	12	1	11
	6	301	109	143	5	25	8	0	11
	12	400	171	162	11	31	11	0	14
	13	406	164	154	15	35	11	0	27
	14	444	143	205	16	57	6	1	16
	15	488	188	222	17	28	12	0	21
	17	373	154	144	18	24	14	0	19
	19	507	224	210	15	43	9	0	6
	20	428	159	194	19	31	10	1	14
	21	418	204	140	12	28	21	0	13
	23	496	204	208	15	36	22	0	11
	24	493	180	216	21	42	17	0	17
	25	320	107	153	5	37	1	0	17
	26	263	99	112	9	18	8	0	17
	30	589	206	276	21	51	14	0	21
	33	340	153	119	22	29	11	0	6
	34	314	113	145	13	14	9	0	20
	37	612	220	297	28	41	5	0	21
	38	241	92	111	6	15	7	0	10
	40	438	163	198	12	29	15	1	20
	41	354	123	166	12	28	7	0	18
	42	<u>271</u>	<u>97</u>	<u>128</u>	<u>9</u>	<u>23</u>	<u>5</u>	<u>0</u>	<u>9</u>
Penfield		9,634	3,699	4,186	342	772	271	5	359
Webster	1	389	156	158	16	36	8	0	15
	2	381	159	163	11	28	7	1	12
	3	406	171	172	13	28	15	0	7
	4	185	66	76	4	25	10	0	4
	5	371	168	141	11	27	11	0	13
	6	344	170	120	5	22	14	0	13
	7	392	166	159	13	27	7	0	20
	8	351	136	142	13	38	7	0	15
	9	492	156	241	15	47	14	1	18
	10	541	176	264	15	53	19	1	13
	11	354	116	165	9	37	16	0	11
	12	482	172	218	19	55	5	0	13
	13	355	131	168	5	32	13	0	6
	14	332	133	135	17	29	5	0	13
	15	268	106	108	9	24	11	0	10
	16	410	178	157	12	37	11	0	15

REPRESENTATIVE IN CONGRESS
25TH DISTRICT
DETAIL

LEGISLATIVE DISTRICT OR TOWN	ELECTION DISTRICT	TOTAL VOTERS	DANIEL B. MAFFEI	ANN MARIE BUERKLE	ANN MARIE BUERKLE	ANN MARIE BUERKLE	DANIEL B. MAFFEI	SCATTER	BLANK AND VOID
			DEM	REP	IND	CON	WOR		
Webster	17	362	107	178	12	46	6	0	13
	18	284	113	117	12	21	7	0	14
	19	557	187	274	21	52	11	0	12
	20	479	161	213	15	57	13	0	20
	21	417	145	195	14	38	10	0	15
	22	382	129	166	15	42	12	0	18
	23	340	135	142	16	32	8	0	7
	24	824	305	325	37	90	25	0	42
	25	280	135	98	5	20	13	0	9
	26	357	125	157	13	37	5	0	20
	27	273	93	129	8	29	8	0	6
	28	358	125	155	16	39	13	1	9
	29	263	111	96	12	22	7	0	15
	30	240	100	75	8	20	11	0	26
	31	430	158	192	10	39	16	0	15
	32	448	155	197	16	56	12	0	12
	33	396	149	168	14	41	10	0	14
	34	210	83	96	7	11	3	0	10
	35	270	93	112	12	40	5	0	8
	36	330	109	156	11	42	7	0	5
	37	593	234	250	27	46	12	0	24
	38	471	224	152	18	39	15	0	23
	39	373	150	164	14	23	10	1	11
	40	555	233	230	22	45	8	0	17
	41	453	166	200	22	46	10	0	9
	42	348	116	149	20	42	9	1	11
	43	286	107	120	12	27	9	0	11
Webster		16,632	6,308	7,093	596	1,587	448	6	594
GRAND TOTAL:		39,400	15,928	16,064	1,383	3,343	1,178	16	1,488

REPRESENTATIVE IN CONGRESS
26TH DISTRICT
SUMMARY

LEGISLATIVE DISTRICT OR TOWN	TOTAL VOTERS	PHILIP A. FEDELE DEM	CHRISTOPHER J. LEE REP	CHRISTOPHER J. LEE IND	CHRISTOPHER J. LEE CON	SCATTER	BLANK AND VOID
Chili	317	73	168	19	44	0	13
Clarkson	2,100	517	1,084	108	267	0	124
Greece	27,880	7,994	13,646	1,476	2,877	20	1,867
Hamlin	66	20	32	0	9	0	5
Ogden	6,861	1,632	3,578	402	837	0	412
Parma	4,755	1,047	2,522	289	601	2	294
Riga	2,248	465	1,224	135	285	0	139
Sweden	3,453	1,077	1,636	172	361	1	206
Wheatland	1,801	527	860	104	208	1	101
GRAND TOTAL:	<u>49,481</u>	<u>13,352</u>	<u>24,750</u>	<u>2,705</u>	<u>5,489</u>	<u>24</u>	<u>3,161</u>

REPRESENTATIVE IN CONGRESS
26TH DISTRICT
DETAIL

LEGISLATIVE DISTRICT OR TOWN	ELECTION DISTRICT	TOTAL VOTERS	PHILIP A. FEDELE	CHRISTOPHER J. LEE	CHRISTOPHER J. LEE	CHRISTOPHER J. LEE	SCATTER	BLANK AND VOID
			DEM	REP	IND	CON		
Chili	8	317	73	168	19	44	0	13
Chili		317	73	168	19	44	0	13
Clarkson	1	396	97	211	22	52	0	14
	2	293	67	155	15	35	0	21
	3	364	94	182	22	38	0	28
	4	477	110	267	19	55	0	26
	5	306	70	149	14	52	0	21
	6	264	79	120	16	35	0	14
Clarkson		2,100	517	1,084	108	267	0	124
Greece	3	261	81	130	8	29	0	13
	4	241	73	117	12	22	1	16
	5	222	78	93	18	15	0	18
	6	197	52	96	12	26	0	11
	7	282	96	112	25	28	0	21
	8	255	72	124	18	22	0	19
	9	228	70	110	17	19	0	12
	10	229	62	106	21	28	1	11
	11	119	53	44	3	9	0	10
	12	150	54	60	8	19	0	9
	13	241	68	111	9	38	0	15
	14	218	65	117	8	17	0	11
	15	245	58	128	15	27	1	16
	17	360	95	186	19	38	0	22
	18	324	99	165	17	29	0	14
	19	228	68	105	15	19	1	20
	20	237	61	106	15	34	0	21
	22	213	67	108	13	12	0	13
	23	424	136	194	14	34	0	46
	24	415	103	224	21	36	0	31
	25	268	79	122	21	22	0	24
	26	250	88	109	12	25	0	16
	27	358	98	192	13	35	0	20
	28	342	85	177	22	43	1	14
	29	318	98	146	22	36	0	16
	31	232	68	109	10	29	0	16
	32	265	86	103	24	29	0	23
	33	346	87	177	18	40	0	24
	36	355	124	171	10	23	1	26
	37	209	57	100	14	31	0	7
	39	193	49	98	8	18	1	19

REPRESENTATIVE IN CONGRESS
26TH DISTRICT
DETAIL

LEGISLATIVE DISTRICT OR TOWN	ELECTION DISTRICT	TOTAL VOTERS	PHILIP A. FEDELE	CHRISTOPHER J. LEE	CHRISTOPHER J. LEE	CHRISTOPHER J. LEE	SCATTER	BLANK AND VOID
			DEM	REP	IND	CON		
Greece								
	40	223	78	107	11	15	0	12
	42	263	92	118	14	17	1	21
	43	266	62	134	13	43	0	14
	44	414	100	244	20	32	0	18
	45	405	99	228	12	40	0	26
	46	171	59	64	15	18	0	15
	47	297	95	130	13	43	0	16
	49	242	70	116	11	26	0	19
	50	291	78	144	13	37	2	17
	51	191	55	91	11	16	1	17
	52	355	84	182	18	46	2	23
	53	236	101	89	8	21	0	17
	54	338	78	157	24	39	0	40
	55	245	62	120	9	35	1	18
	56	359	100	188	15	42	0	14
	57	299	78	146	17	32	0	26
	58	374	117	173	26	37	0	21
	59	172	80	68	1	9	0	14
	60	230	71	100	18	24	1	16
	61	291	95	126	10	29	0	31
	62	326	123	140	16	26	0	21
	63	317	108	121	19	48	0	21
	64	235	64	114	18	19	1	19
	65	256	69	129	16	11	0	31
	66	167	58	71	11	14	0	13
	67	263	66	139	11	26	0	21
	68	359	101	153	20	54	0	31
	69	202	70	98	6	18	0	10
	70	606	166	309	31	65	0	35
	71	358	94	185	27	29	0	23
	72	357	79	195	18	45	0	20
	73	166	39	83	7	23	0	14
	75	228	66	114	8	18	0	22
	77	346	113	174	15	22	0	22
	79	460	110	251	24	44	2	29
	80	392	94	213	15	40	0	30
	81	193	56	113	7	11	0	6
	83	190	57	96	6	13	0	18
	85	387	95	205	15	42	0	30
	86	436	103	234	26	50	0	23
	87	283	88	137	13	33	0	12
	88	287	69	161	16	29	0	12
	89	250	63	137	6	30	1	13

REPRESENTATIVE IN CONGRESS
26TH DISTRICT
DETAIL

LEGISLATIVE DISTRICT OR TOWN	ELECTION DISTRICT	TOTAL VOTERS	PHILIP A. FEDELE	CHRISTOPHER J. LEE	CHRISTOPHER J. LEE	CHRISTOPHER J. LEE	SCATTER	BLANK AND VOID
			DEM	REP	IND	CON		
Greece								
	90	323	82	160	14	44	1	22
	91	558	126	315	31	52	0	34
	92	418	146	180	21	40	0	31
	93	417	167	162	27	36	0	25
	94	294	89	134	23	35	0	13
	95	213	88	90	13	12	0	10
	96	388	120	179	20	46	0	23
	97	551	126	305	27	55	0	38
	98	393	129	160	26	48	0	30
	99	336	69	181	17	47	0	22
	100	419	110	209	29	43	0	28
	101	222	61	118	8	21	0	14
	102	407	110	203	21	51	0	22
	103	355	99	169	20	52	0	15
	104	365	102	182	30	33	0	18
	105	235	48	140	15	20	0	12
	106	264	68	145	6	28	0	17
	107	211	56	115	8	19	0	13
	108	183	59	84	7	17	0	16
	109	377	104	178	21	35	0	39
Greece		27,880	7,994	13,646	1,476	2,877	20	1,867
Hamlin	11	66	20	32	0	9	0	5
Hamlin		66	20	32	0	9	0	5
Ogden								
	1	320	90	162	10	37	0	21
	2	365	88	183	25	51	0	18
	3	481	105	267	41	44	0	24
	4	313	81	154	17	45	0	16
	5	338	83	171	23	43	0	18
	6	408	116	199	24	45	0	24
	7	231	61	120	9	30	0	11
	8	329	81	188	11	28	0	21
	9	330	90	163	17	32	0	28
	10	316	80	157	17	45	0	17
	11	293	68	150	19	41	0	15
	12	388	94	201	27	40	0	26
	13	275	65	150	18	23	0	19
	14	304	68	153	24	38	0	21
	15	429	83	218	31	57	0	40
	16	237	36	153	9	30	0	9
	17	288	67	157	14	30	0	20

REPRESENTATIVE IN CONGRESS
26TH DISTRICT
DETAIL

LEGISLATIVE DISTRICT OR TOWN	ELECTION DISTRICT	TOTAL VOTERS	PHILIP A. FEDELE	CHRISTOPHER J. LEE	CHRISTOPHER J. LEE	CHRISTOPHER J. LEE	SCATTER	BLANK AND VOID
			DEM	REP	IND	CON		
Ogden	18	378	104	175	15	58	0	26
	19	434	89	248	23	51	0	23
	20	404	83	209	28	69	0	15
Ogden		6,861	1,632	3,578	402	837	0	412
Parma	1	383	74	203	30	57	0	19
	2	440	87	237	26	59	0	31
	3	318	63	175	16	44	0	20
	4	350	74	189	16	48	0	23
	5	254	61	137	15	27	0	14
	6	162	20	101	8	22	0	11
	7	356	82	196	13	43	0	22
	8	505	113	281	32	55	1	23
	11	394	86	204	28	45	0	31
	12	368	100	183	18	46	0	21
	13	586	147	298	41	66	0	34
	14	275	72	128	12	44	0	19
	15	364	68	190	34	45	1	26
Parma		4,755	1,047	2,522	289	601	2	294
Riga	1	493	112	260	33	54	0	34
	2	401	76	223	31	53	0	18
	3	290	74	148	22	24	0	22
	4	376	87	210	19	40	0	20
	5	349	62	199	16	50	0	22
	6	339	54	184	14	64	0	23
Riga		2,248	465	1,224	135	285	0	139
Sweden	1	357	111	185	18	23	1	19
	2	182	76	77	9	12	0	8
	3	383	148	165	20	30	0	20
	4	412	125	208	19	36	0	24
	5	98	38	41	4	9	0	6
	6	311	99	132	16	36	0	28
	7	375	124	171	23	38	0	19
	8	270	62	144	19	34	0	11
	9	212	68	100	6	20	0	18
	10	444	101	235	20	65	0	23
	11	114	50	32	5	14	0	13
	12	295	75	146	13	44	0	17
Sweden		3,453	1,077	1,636	172	361	1	206

REPRESENTATIVE IN CONGRESS
26TH DISTRICT
DETAIL

LEGISLATIVE DISTRICT OR TOWN	ELECTION DISTRICT	TOTAL VOTERS	PHILIP A. FEDELE DEM	CHRISTOPHER J. LEE REP	CHRISTOPHER J. LEE IND	CHRISTOPHER J. LEE CON	SCATTER	BLANK AND VOID
Wheatland	1	334	112	139	19	42	0	22
	2	340	97	159	22	40	0	22
	3	419	134	188	29	43	1	24
	4	318	89	161	17	36	0	15
	5	390	95	213	17	47	0	18
Wheatland		1,801	527	860	104	208	1	101
GRAND TOTAL:		49,481	13,352	24,750	2,705	5,489	24	3,161

REPRESENTATIVE IN CONGRESS
28TH DISTRICT
SUMMARY

LEGISLATIVE DISTRICT OR TOWN	TOTAL VOTERS	LOUISE M. SLAUGHTER	JILL A. ROWLAND	LOUISE M. SLAUGHTER	JILL A. ROWLAND	LOUISE M. SLAUGHTER	SCATTER	BLANK AND VOID
		DEM	REP	IND	CON	WOR		
Leg. Dist. 06	1,569	764	450	98	151	49	2	55
Leg. Dist. 07	851	430	240	56	60	31	0	34
Leg. Dist. 21	5,640	3,868	841	228	282	234	4	183
Leg. Dist. 22	2,393	1,964	125	44	45	42	1	172
Leg. Dist. 23	6,616	4,189	1,218	286	340	336	9	238
Leg. Dist. 24	3,926	2,534	613	168	147	327	2	135
Leg. Dist. 25	3,941	3,082	288	129	85	163	1	193
Leg. Dist. 26	2,767	1,687	597	111	194	93	2	83
Leg. Dist. 27	5,587	4,436	477	140	138	190	4	202
Leg. Dist. 28	3,045	2,053	518	87	149	94	1	143
Leg. Dist. 29	3,918	2,901	502	109	152	82	2	170
CITY	40,253	27,908	5,869	1,456	1,743	1,641	28	1,608
Brighton	4,567	2,505	1,361	193	269	136	0	103
Chili	14	7	4	2	0	0	0	1
East Rochester	1,995	947	636	113	144	50	2	103
Greece	3,974	1,661	1,487	174	423	90	2	137
Hamlin	2,713	828	1,296	113	348	61	2	65
Irondequoit	6,258	3,291	1,888	284	404	149	0	242
Parma	723	199	358	28	104	17	0	17
Penfield	1,687	826	519	106	143	49	0	44
Perinton	5,827	2,654	2,133	287	490	125	0	138
TOWNS	27,758	12,918	9,682	1,300	2,325	677	6	850
GRAND TOTAL:	68,011	40,826	15,551	2,756	4,068	2,318	34	2,458

REPRESENTATIVE IN CONGRESS
28TH DISTRICT
DETAIL

LEGISLATIVE DISTRICT OR TOWN	ELECTION DISTRICT	TOTAL VOTERS	LOUISE M. SLAUGHTER	JILL A. ROWLAND	LOUISE M. SLAUGHTER	JILL A. ROWLAND	LOUISE M. SLAUGHTER	SCATTER	BLANK AND VOID
			DEM	REP	IND	CON	WOR		
Leg. Dist. 06									
	1	388	181	118	28	30	13	0	18
	2	175	93	41	9	21	3	0	8
	3	229	105	72	15	24	2	0	11
	4	274	137	71	20	24	13	1	8
	5	262	133	71	11	30	10	0	7
	6	241	115	77	15	22	8	1	3
		<u>1,569</u>	<u>764</u>	<u>450</u>	<u>98</u>	<u>151</u>	<u>49</u>	<u>2</u>	<u>55</u>
Leg. Dist. 06									
Leg. Dist. 07									
	1	388	180	117	33	33	14	0	11
	2	241	133	57	12	12	10	0	17
	3	222	117	66	11	15	7	0	6
		<u>851</u>	<u>430</u>	<u>240</u>	<u>56</u>	<u>60</u>	<u>31</u>	<u>0</u>	<u>34</u>
Leg. Dist. 07									
Leg. Dist. 21									
	1	280	155	57	18	18	21	0	11
	2	217	133	49	8	14	6	0	7
	3	137	98	16	4	11	3	0	5
	4	146	107	15	6	6	4	1	7
	5/16	306	175	65	15	24	16	0	11
	6	237	163	32	9	4	18	0	11
	7	372	247	61	17	17	12	0	18
	8	102	72	12	5	4	6	0	3
	9	245	154	48	16	13	8	0	6
	10	344	235	65	12	14	13	0	5
	11	170	135	13	3	4	3	0	12
	12	301	191	57	17	10	17	0	9
	13	138	95	9	7	6	21	0	0
	14	344	209	54	15	31	21	2	12
	15	247	174	36	11	16	5	0	5
	17/28	204	144	30	5	7	6	0	12
	18	137	104	17	2	6	1	0	7
	19	68	55	5	1	3	1	0	3
	20	128	75	27	4	10	10	0	2
	21	203	160	20	5	7	7	0	4
	22	176	124	22	6	14	3	0	7
	23	135	112	9	5	6	2	0	1
	24	296	180	61	16	17	13	0	9
	25	172	149	13	3	2	0	0	5
	26	155	142	5	4	1	1	0	2
	27	108	81	11	4	3	7	0	2
	29	59	48	4	2	3	0	0	2
	30	8	2	2	1	1	1	0	1
	31/34	90	72	7	3	3	4	0	1
	32	10	6	3	1	0	0	0	0
	33	105	71	16	3	7	4	1	3
		<u>5,640</u>	<u>3,868</u>	<u>841</u>	<u>228</u>	<u>282</u>	<u>234</u>	<u>4</u>	<u>183</u>
Leg. Dist. 21									

REPRESENTATIVE IN CONGRESS
28TH DISTRICT
DETAIL

LEGISLATIVE DISTRICT OR TOWN	ELECTION DISTRICT	TOTAL VOTERS	LOUISE M. SLAUGHTER	JILL A. ROWLAND	LOUISE M. SLAUGHTER	JILL A. ROWLAND	LOUISE M. SLAUGHTER	SCATTER	BLANK AND VOID
			DEM	REP	IND	CON	WOR		
Leg. Dist. 22									
	1	133	99	22	2	2	4	0	4
	2	62	55	2	0	0	0	0	5
	3	132	97	7	1	3	1	0	23
	4	57	52	1	0	1	0	0	3
	5	120	103	7	2	3	2	0	3
	6	125	104	2	1	2	1	0	15
	7	75	67	1	1	2	1	0	3
	8	142	105	14	1	7	5	0	10
	9	105	84	5	3	3	5	0	5
	10	97	82	4	0	0	3	0	8
	11	117	102	4	1	3	2	0	5
	12	88	72	4	5	1	0	0	6
	13	54	47	1	2	0	1	0	3
	14	138	106	13	5	6	2	0	6
	15	130	114	2	3	2	4	0	5
	16	50	41	4	0	0	1	0	4
	17	64	50	3	3	2	1	0	5
	18	79	56	4	1	0	1	0	17
	19	92	76	5	1	2	2	0	6
	20	122	107	3	3	0	2	0	7
	21	89	79	2	0	2	1	0	5
	22	142	117	8	6	2	1	0	8
	23	103	90	2	1	1	1	0	8
	24	77	59	5	2	1	1	1	8
Leg. Dist. 22		2,393	1,964	125	44	45	42	1	172
Leg. Dist. 23									
	1	128	77	28	3	6	9	0	5
	2	286	189	38	13	13	18	2	13
	3	157	95	25	13	6	10	0	8
	4	361	224	77	12	24	16	0	8
	5	219	150	33	8	7	6	1	14
	6	151	95	28	6	12	3	0	7
	7	242	148	42	12	10	23	0	7
	8	234	150	42	9	8	16	1	8
	9	161	111	30	3	3	11	0	3
	10	218	135	34	11	11	13	1	13
	11	249	161	41	9	12	21	0	5
	12	329	222	62	7	14	13	0	11
	13	187	108	33	7	18	14	1	6
	14	205	122	32	17	12	12	1	9
	15	153	95	29	10	8	4	0	7
	16	202	134	33	8	8	13	0	6
	17	315	194	54	21	16	16	0	14
	18	323	187	65	23	28	11	0	9
	19	249	150	64	8	9	11	0	7
	20	319	205	54	12	15	17	0	16
	21	267	152	61	13	14	18	0	9

REPRESENTATIVE IN CONGRESS
28TH DISTRICT
DETAIL

LEGISLATIVE DISTRICT OR TOWN	ELECTION DISTRICT	TOTAL VOTERS	LOUISE M. SLAUGHTER	JILL A. ROWLAND	LOUISE M. SLAUGHTER	JILL A. ROWLAND	LOUISE M. SLAUGHTER	SCATTER	BLANK AND VOID
			DEM	REP	IND	CON	WOR		
Leg. Dist. 23									
	22	214	140	36	3	16	12	1	6
	23	122	85	21	4	3	4	0	5
	24	275	176	60	14	6	8	0	11
	25	395	263	67	14	21	18	1	11
	26	442	297	86	13	19	15	0	12
	27	213	124	43	13	21	4	0	8
		<u>6,616</u>	<u>4,189</u>	<u>1,218</u>	<u>286</u>	<u>340</u>	<u>336</u>	<u>9</u>	<u>238</u>
Leg. Dist. 24									
	1	345	214	45	12	17	47	0	10
	2	279	179	41	12	9	32	0	6
	3	270	197	27	7	7	27	0	5
	4	288	188	46	8	17	26	0	3
	5	271	171	50	14	14	13	0	9
	6	188	117	38	13	6	10	0	4
	7	167	112	34	2	5	6	0	8
	8	245	148	52	10	12	13	0	10
	9	189	108	45	7	13	8	0	8
	10	283	186	21	18	5	40	1	12
	11	112	75	29	2	1	1	0	4
	12	72	55	8	3	1	0	0	5
	13	253	165	27	11	11	33	0	6
	14	278	184	37	13	5	28	0	11
	15	341	220	46	25	13	15	1	21
	16	242	137	53	10	10	26	0	6
	17	103	78	14	1	1	2	0	7
		<u>3,926</u>	<u>2,534</u>	<u>613</u>	<u>168</u>	<u>147</u>	<u>327</u>	<u>2</u>	<u>135</u>
Leg. Dist. 25									
	1	254	182	28	15	12	10	0	7
	2	185	156	6	5	3	7	0	8
	3	269	224	9	6	4	6	1	19
	4	32	25	1	2	1	0	0	3
	5	213	177	9	7	4	8	0	8
	6	206	156	10	9	2	17	0	12
	7	197	179	0	5	1	5	0	7
	8	226	199	6	5	3	6	0	7
	9	136	117	8	1	0	3	0	7
	10	171	145	7	3	1	3	0	12
	11	135	121	2	2	0	4	0	6
	12	298	183	44	16	12	30	0	13
	13	186	163	2	6	0	4	0	11
	14/24	314	228	41	9	8	20	0	8
	15	134	114	3	0	1	4	0	12
	16	31	16	3	2	2	4	0	4
	17	100	82	5	4	0	3	0	6
	18	282	189	36	14	12	13	0	18
	19/21	98	69	19	1	3	3	0	3

REPRESENTATIVE IN CONGRESS
28TH DISTRICT
DETAIL

LEGISLATIVE DISTRICT OR TOWN	ELECTION DISTRICT	TOTAL VOTERS	LOUISE M. SLAUGHTER	JILL A. ROWLAND	LOUISE M. SLAUGHTER	JILL A. ROWLAND	LOUISE M. SLAUGHTER	SCATTER	BLANK AND VOID
			DEM	REP	IND	CON	WOR		
Leg. Dist. 25									
	20/25	281	206	37	12	10	4	0	12
	22	157	124	7	5	6	8	0	7
	23	36	27	5	0	0	1	0	3
Leg. Dist. 25		3,941	3,082	288	129	85	163	1	193
Leg. Dist. 26									
	1/13	161	101	31	3	12	9	0	5
	2	79	48	18	1	3	6	0	3
	3	154	78	42	5	19	4	0	6
	4	224	124	54	13	22	7	0	4
	5	165	101	30	8	18	4	0	4
	7	185	119	36	8	17	2	0	3
	8	203	137	44	7	7	5	0	3
	9	238	127	57	10	22	7	1	14
	10	197	127	40	13	8	5	0	4
	11	217	121	61	11	9	8	0	7
	12	296	199	52	7	15	14	0	9
	14	185	108	43	10	14	5	0	5
	15	209	132	39	8	14	8	1	7
	16	251	165	48	7	13	9	0	9
	17	3	0	2	0	1	0	0	0
Leg. Dist. 26		2,767	1,687	597	111	194	93	2	83
Leg. Dist. 27									
	1	283	220	29	7	16	8	0	3
	2	282	205	34	11	17	11	0	4
	3	236	172	27	8	8	14	0	7
	4	296	229	32	4	10	13	0	8
	5	281	222	17	6	5	19	0	12
	6	221	172	22	4	5	6	0	12
	7	265	197	33	6	9	11	0	9
	8	219	179	20	8	0	6	0	6
	9	286	235	14	4	4	19	2	8
	10	244	171	32	13	9	11	0	8
	11	264	209	32	5	7	4	0	7
	12	219	160	25	11	4	10	0	9
	13	220	185	5	10	5	4	1	10
	14	190	167	11	1	2	0	0	9
	15	212	169	12	3	5	7	0	16
	16	271	229	13	6	6	8	0	9
	17	121	94	15	3	5	1	0	3
	18	174	145	8	7	2	5	0	7
	19	242	200	17	4	3	10	0	8
	20	131	120	3	1	0	2	0	5
	21	125	108	5	2	3	2	0	5
	22	298	253	16	5	2	5	1	16
	23	147	123	6	4	2	5	0	7

REPRESENTATIVE IN CONGRESS
28TH DISTRICT
DETAIL

LEGISLATIVE DISTRICT OR TOWN	ELECTION DISTRICT	TOTAL VOTERS	LOUISE M. SLAUGHTER	JILL A. ROWLAND	LOUISE M. SLAUGHTER	JILL A. ROWLAND	LOUISE M. SLAUGHTER	SCATTER	BLANK AND VOID
			DEM	REP	IND	CON	WOR		
Leg. Dist. 27									
	27	205	145	34	3	8	7	0	8
	28	155	127	15	4	1	2	0	6
		5,587	4,436	477	140	138	190	4	202
Leg. Dist. 27									
Leg. Dist. 28									
	1	165	117	27	6	9	1	0	5
	2	170	105	40	3	9	4	0	9
	3	92	75	6	2	1	3	0	5
	4	214	145	39	10	4	3	0	13
	5	123	70	31	2	10	4	0	6
	6	142	89	28	2	9	6	0	8
	7	264	182	46	5	12	10	0	9
	8	190	155	15	3	4	3	0	10
	9	109	70	19	6	3	2	0	9
	10	92	47	20	5	9	6	0	5
	11	164	106	33	2	11	6	0	6
	12	85	64	12	2	1	3	0	3
	13/25	132	89	20	6	9	3	0	5
	14	144	96	22	6	10	4	0	6
	15	69	45	15	0	2	2	0	5
	16	151	103	30	4	7	1	0	6
	17	59	42	6	1	6	2	0	2
	18/19	211	133	45	8	7	8	1	9
	21	165	96	33	8	13	10	0	5
	22	73	58	7	1	3	2	0	2
	23	202	146	22	5	9	11	0	9
	24	29	20	2	0	1	0	0	6
		3,045	2,053	518	87	149	94	1	143
Leg. Dist. 28									
Leg. Dist. 29									
	1	28	22	4	0	2	0	0	0
	2	54	39	5	1	1	3	0	5
	3	148	118	13	2	7	2	0	6
	4	213	136	39	6	8	11	0	13
	5	189	136	34	4	9	1	0	5
	6	150	97	34	3	12	1	0	3
	7	18	17	1	0	0	0	0	0
	8	191	148	29	4	4	2	0	4
	9	169	131	22	2	5	4	0	5
	10	166	126	17	4	9	2	0	8
	11	148	102	31	7	6	0	0	2
	12	165	130	16	4	8	3	0	4
	13	127	102	6	5	2	6	0	6
	14	176	136	17	5	9	5	0	4
	15	129	102	12	3	2	4	0	6
	16	80	67	7	2	1	1	0	2
	17	2	2	0	0	0	0	0	0
	18	227	136	46	12	16	9	0	8

REPRESENTATIVE IN CONGRESS
28TH DISTRICT
DETAIL

LEGISLATIVE DISTRICT OR TOWN	ELECTION DISTRICT	TOTAL VOTERS	LOUISE M. SLAUGHTER	JILL A. ROWLAND	LOUISE M. SLAUGHTER	JILL A. ROWLAND	LOUISE M. SLAUGHTER	SCATTER	BLANK AND VOID
			DEM	REP	IND	CON	WOR		
Leg. Dist. 29									
	19	161	117	21	1	4	6	0	12
	20	219	175	15	6	5	5	0	13
	21	239	163	34	12	13	10	0	7
	22	128	110	4	1	0	1	0	12
	23	170	129	12	5	2	0	1	21
	24	213	155	26	9	12	3	0	8
	25	221	155	42	7	7	1	0	9
	26	112	90	11	2	3	2	0	4
	27	75	60	4	2	5	0	1	3
Leg. Dist. 29		3,918	2,901	502	109	152	82	2	170
CITY		40,253	27,908	5,869	1,456	1,743	1,641	28	1,608
Brighton									
	3	287	163	77	10	15	11	0	11
	6	446	251	126	20	22	14	0	13
	7	239	135	64	9	16	10	0	5
	8	360	168	151	12	18	1	0	10
	11	401	219	104	21	36	13	0	8
	15	277	154	69	12	22	15	0	5
	16	239	94	113	11	13	1	0	7
	18	321	207	67	16	11	15	0	5
	24	386	218	119	16	14	6	0	13
	28	396	241	104	14	17	12	0	8
	29	276	135	109	15	9	4	0	4
	34	312	169	83	13	30	12	0	5
	38	353	211	97	8	19	14	0	4
	39	274	140	78	16	27	8	0	5
Brighton		4,567	2,505	1,361	193	269	136	0	103
Chili									
	31	14	7	4	2	0	0	0	1
Chili		14	7	4	2	0	0	0	1
East Rochester									
	1	349	184	101	20	21	7	0	16
	2	274	114	94	16	24	7	0	19
	3	320	163	105	20	17	4	1	10
	4	263	123	76	14	19	12	0	19
	5	242	118	80	9	14	9	1	11
	6	281	127	95	19	22	3	0	15
	7	266	118	85	15	27	8	0	13
East Rochester		1,995	947	636	113	144	50	2	103
Greece									
	1	273	102	107	16	28	7	0	13
	2	322	104	140	14	40	9	0	15
	16	190	71	70	17	20	7	0	5
	21	232	96	82	11	33	5	1	4
	30	207	104	66	6	23	2	0	6

REPRESENTATIVE IN CONGRESS
28TH DISTRICT
DETAIL

LEGISLATIVE DISTRICT OR TOWN	ELECTION DISTRICT	TOTAL VOTERS	LOUISE M. SLAUGHTER	JILL A. ROWLAND	LOUISE M. SLAUGHTER	JILL A. ROWLAND	LOUISE M. SLAUGHTER	SCATTER	BLANK AND VOID
			DEM	REP	IND	CON	WOR		
Greece									
	34	310	124	122	12	39	4	1	8
	35	317	127	116	14	39	10	0	11
	38	341	136	129	16	41	9	0	10
	41	282	123	109	6	29	8	0	7
	48	223	99	75	10	24	3	0	12
	74	251	132	76	12	19	6	0	6
	76	238	91	109	10	18	2	0	8
	78	206	77	94	7	16	5	0	7
	82	235	127	68	5	16	6	0	13
	84	347	148	124	18	38	7	0	12
		<u>3,974</u>	<u>1,661</u>	<u>1,487</u>	<u>174</u>	<u>423</u>	<u>90</u>	<u>2</u>	<u>137</u>
Greece Hamlin									
	1	270	102	111	13	31	5	0	8
	2	361	90	207	15	36	6	0	7
	3	236	67	100	19	34	7	0	9
	4	233	62	117	11	36	3	1	3
	5	253	75	118	16	32	6	0	6
	6	192	79	74	5	24	6	0	4
	7	422	134	201	10	53	13	1	10
	8	192	62	86	6	26	6	0	6
	9	194	57	96	11	21	3	0	6
	10	360	100	186	7	55	6	0	6
		<u>2,713</u>	<u>828</u>	<u>1,296</u>	<u>113</u>	<u>348</u>	<u>61</u>	<u>2</u>	<u>65</u>
Hamlin Irondequoit									
	5	254	134	73	12	23	7	0	5
	11	179	93	52	7	16	3	0	8
	12	239	117	66	17	14	12	0	13
	13	422	230	115	22	30	13	0	12
	19	332	202	67	13	24	15	0	11
	23	292	167	88	15	13	3	0	6
	26	213	130	54	4	11	4	0	10
	29	232	124	64	12	17	6	0	9
	31	306	169	88	15	21	8	0	5
	34	446	177	195	22	32	9	0	11
	35	198	108	50	9	16	6	0	9
	36	157	90	47	3	7	1	0	9
	37	259	117	102	6	22	5	0	7
	39	142	79	45	4	2	1	0	11
	41	297	159	88	12	13	13	0	12
	43	222	109	69	11	21	3	0	9
	50	189	102	62	11	3	5	0	6
	52	323	176	85	16	18	7	0	21
	54	95	54	23	4	6	1	0	7
	57	401	179	141	26	24	10	0	21
	61	363	173	133	16	28	4	0	9
	65	198	108	54	14	10	4	0	8

REPRESENTATIVE IN CONGRESS
28TH DISTRICT
DETAIL

LEGISLATIVE DISTRICT OR TOWN	ELECTION DISTRICT	TOTAL VOTERS	LOUISE M. SLAUGHTER	JILL A. ROWLAND	LOUISE M. SLAUGHTER	JILL A. ROWLAND	LOUISE M. SLAUGHTER	SCATTER	BLANK AND VOID
			DEM	REP	IND	CON	WOR		
Irondequoit	66	136	97	27	1	6	0	0	5
	67	252	118	79	10	23	9	0	13
	69	111	79	21	2	4	0	0	5
		<u>6,258</u>	<u>3,291</u>	<u>1,888</u>	<u>284</u>	<u>404</u>	<u>149</u>	<u>0</u>	<u>242</u>
Irondequoit Parma	9	357	100	182	16	48	7	0	4
	10	366	99	176	12	56	10	0	13
		<u>723</u>	<u>199</u>	<u>358</u>	<u>28</u>	<u>104</u>	<u>17</u>	<u>0</u>	<u>17</u>
Parma Penfield	1	136	60	37	12	19	1	0	7
	8	280	147	86	10	20	12	0	5
	9	454	239	122	37	42	8	0	6
	10	288	133	92	18	24	11	0	10
	16	188	75	80	11	13	4	0	5
	22	341	172	102	18	25	13	0	11
		<u>1,687</u>	<u>826</u>	<u>519</u>	<u>106</u>	<u>143</u>	<u>49</u>	<u>0</u>	<u>44</u>
Penfield Perinton	4	344	174	119	15	22	5	0	9
	5	199	86	74	10	18	7	0	4
	6	332	165	107	21	21	10	0	8
	7	436	213	155	13	34	9	0	12
	10	421	182	153	32	38	7	0	9
	11	258	96	105	17	21	11	0	8
	12	358	172	138	11	23	7	0	7
	14	388	178	146	18	33	7	0	6
	16	311	152	107	14	34	2	0	2
	20	358	166	137	14	26	7	0	8
	21	427	198	152	15	37	10	0	15
	22	270	121	105	10	24	7	0	3
	25	297	140	101	20	17	8	0	11
	26	420	168	164	25	52	5	0	6
	29	246	114	86	16	18	5	0	7
	40	285	113	116	11	29	6	0	10
41	259	112	101	9	21	6	0	10	
46	218	104	67	16	22	6	0	3	
		<u>5,827</u>	<u>2,654</u>	<u>2,133</u>	<u>287</u>	<u>490</u>	<u>125</u>	<u>0</u>	<u>138</u>
TOWNS		<u>27,758</u>	<u>12,918</u>	<u>9,682</u>	<u>1,300</u>	<u>2,325</u>	<u>677</u>	<u>6</u>	<u>850</u>
GRAND TOTAL:		<u><u>68,011</u></u>	<u><u>40,826</u></u>	<u><u>15,551</u></u>	<u><u>2,756</u></u>	<u><u>4,068</u></u>	<u><u>2,318</u></u>	<u><u>34</u></u>	<u><u>2,458</u></u>

REPRESENTATIVE IN CONGRESS
29TH DISTRICT
2 YEAR TERM
SUMMARY

LEGISLATIVE DISTRICT OR TOWN	TOTAL VOTERS	MATTHEW C. ZELLER	THOMAS W. REED, II	THOMAS W. REED, II	THOMAS W. REED, II	MATTHEW C. ZELLER	SCATTER	BLANK AND VOID
		DEM	REP	IND	CON	WOR		
Brighton	9,186	5,236	2,430	224	368	388	4	536
Chili	10,137	3,621	4,231	332	1,032	319	8	594
Gates	8,940	3,682	3,327	267	681	279	5	699
Henrietta	11,544	4,843	4,278	375	955	380	8	705
Mendon	4,030	1,400	1,780	157	384	114	4	191
Penfield	3,738	1,492	1,498	142	291	129	1	185
Perinton	14,914	5,574	6,540	468	1,195	354	4	779
Pittsford	12,755	5,232	5,530	385	813	237	6	552
Rush	1,666	629	727	56	138	52	0	64
GRAND TOTAL:	76,910	31,709	30,341	2,406	5,857	2,252	40	4,305

REPRESENTATIVE IN CONGRESS
29TH DISTRICT
2 YEAR TERM
DETAIL

LEGISLATIVE DISTRICT OR TOWN	ELECTION DISTRICT	TOTAL VOTERS	MATTHEW C. ZELLER	THOMAS W. REED, II	THOMAS W. REED, II	THOMAS W. REED, II	MATTHEW C. ZELLER	SCATTER	BLANK AND VOID
			DEM	REP	IND	CON	WOR		
Brighton	1	378	228	82	10	18	25	0	15
	2	257	117	93	4	13	15	0	15
	4	318	208	63	5	9	20	0	13
	5	346	219	70	2	9	21	0	25
	9	335	181	90	11	22	19	0	12
	10	382	215	101	5	20	10	0	31
	12	454	257	117	12	19	19	0	30
	13	269	147	83	11	10	10	0	8
	14	199	108	62	4	2	13	0	10
	17	134	103	22	1	1	1	0	6
	19	220	142	50	5	14	8	0	1
	20	222	120	61	7	9	6	0	19
	21	274	149	65	8	14	28	0	10
	22	347	195	107	4	15	8	0	18
	23	277	157	81	4	20	10	0	5
	25	275	168	56	5	11	17	0	18
	26	251	117	69	12	15	14	0	24
	27	281	161	71	5	9	12	0	23
	30	510	266	155	16	18	19	0	36
	31	283	164	72	10	6	13	0	18
	32	380	216	98	12	12	15	1	26
	33	367	202	112	8	16	16	0	13
	35	282	176	65	8	7	12	0	14
	36	163	87	40	4	8	7	1	16
	37	326	206	66	5	11	13	0	25
	40	484	299	119	12	12	9	1	32
	41	318	181	90	11	8	6	1	21
	42	103	57	31	1	6	4	0	4
	43	291	148	101	11	12	6	0	13
	44	106	56	33	2	4	4	0	7
	45	181	86	62	6	11	7	0	9
	46	173	100	43	3	7	1	0	19
Brighton		9,186	5,236	2,430	224	368	388	4	536
Chili	1	262	96	112	11	24	7	0	12
	2	397	103	182	19	53	17	1	22
	3	412	159	163	10	43	17	1	19
	4	231	73	106	3	31	7	0	11
	5	295	101	135	4	27	12	0	16
	6	326	106	147	10	31	11	0	21
	7	160	72	54	9	11	4	0	10
	9	307	119	124	12	24	14	0	14
	10	230	49	115	6	44	5	1	10
	11	273	90	120	8	25	10	0	20
	12	323	122	137	8	26	8	0	22

REPRESENTATIVE IN CONGRESS
29TH DISTRICT
2 YEAR TERM
DETAIL

LEGISLATIVE DISTRICT OR TOWN	ELECTION DISTRICT	TOTAL VOTERS	MATTHEW C. ZELLER	THOMAS W. REED, II	THOMAS W. REED, II	THOMAS W. REED, II	MATTHEW C. ZELLER	SCATTER	BLANK AND VOID
			DEM	REP	IND	CON	WOR		
Chili									
	13	450	166	204	10	43	12	1	14
	14	338	99	159	19	45	4	0	12
	15	295	101	119	10	32	9	0	24
	16	429	155	181	13	47	7	0	26
	17	728	254	317	20	87	17	0	33
	18	322	104	137	11	34	9	0	27
	19	322	123	147	8	18	10	0	16
	20	444	177	175	15	38	10	0	29
	21	235	94	91	11	22	5	0	12
	22	238	119	64	11	21	8	3	12
	23	259	81	118	7	28	7	0	18
	24	703	265	280	31	57	31	0	39
	25	228	115	61	7	17	7	0	21
	26	401	135	152	14	55	15	1	29
	27	316	104	123	12	39	12	0	26
	28	261	107	92	8	22	6	0	26
	29	228	80	95	7	21	13	0	12
	30	153	61	51	7	21	4	0	9
	32	266	76	138	5	21	8	0	18
	33	305	115	132	6	25	13	0	14
Chili		10,137	3,621	4,231	332	1,032	319	8	594
Chili Gates									
	1	197	75	75	6	22	8	0	11
	2	257	119	88	11	10	3	0	26
	3	222	98	73	10	17	6	0	18
	4	269	110	100	6	28	2	0	23
	5	357	145	147	11	22	11	0	21
	6	268	111	106	9	16	8	0	18
	7	476	177	190	19	46	19	0	25
	8	212	83	91	3	9	12	1	13
	9	306	131	112	6	12	10	0	35
	10	168	78	55	1	14	3	0	17
	11	214	95	72	7	17	11	0	12
	12	187	83	67	6	14	4	0	13
	13	266	110	88	7	24	11	0	26
	14	218	92	75	8	13	5	0	25
	15	401	164	153	9	30	6	0	39
	16	218	99	78	2	16	5	0	18
	17	256	111	88	9	24	11	1	12
	18	307	104	128	12	31	8	0	24
	19	274	97	118	10	23	4	0	22
	20	259	105	99	5	13	9	0	28
	21	254	107	90	10	14	8	0	25
	22	232	78	104	3	25	5	0	17
	23	263	99	102	6	26	5	0	25

REPRESENTATIVE IN CONGRESS
29TH DISTRICT
2 YEAR TERM
DETAIL

LEGISLATIVE DISTRICT OR TOWN	ELECTION DISTRICT	TOTAL VOTERS	MATTHEW C. ZELLER	THOMAS W. REED, II	THOMAS W. REED, II	THOMAS W. REED, II	MATTHEW C. ZELLER	SCATTER	BLANK AND VOID
			DEM	REP	IND	CON	WOR		
Gates									
	24	276	110	111	4	20	12	0	19
	25	232	95	91	7	17	4	1	17
	26	319	124	120	15	28	10	0	22
	27	313	157	89	4	27	11	0	25
	28	207	82	86	6	5	8	0	20
	29	246	114	73	7	22	7	1	22
	30	183	80	55	7	13	9	0	19
	31	211	77	84	8	16	7	0	19
	32	320	133	121	15	24	16	0	11
	33	124	64	36	2	9	6	0	7
	34	245	103	90	10	22	8	1	11
	35	183	72	72	6	12	7	0	14
		8,940	3,682	3,327	267	681	279	5	699
Gates									
Henrietta									
	1	394	145	171	10	32	12	0	24
	2	256	89	96	13	36	9	0	13
	3	164	85	49	3	8	9	0	10
	4	338	196	87	12	18	9	0	16
	5	306	135	110	9	26	8	0	18
	6	298	112	116	10	23	11	1	25
	7	285	120	103	14	29	6	0	13
	8	312	128	136	9	15	10	0	14
	9	259	122	81	3	26	11	0	16
	10	292	98	131	8	25	12	0	18
	11	284	142	80	5	24	6	1	26
	12	291	110	123	16	25	5	0	12
	13	357	141	124	7	40	18	0	27
	14	241	96	101	6	14	7	0	17
	15	305	128	106	13	28	10	0	20
	16	209	87	79	6	15	11	0	11
	17	357	159	121	9	30	17	2	19
	18	343	163	112	11	24	8	1	24
	19	272	109	110	11	20	10	0	12
	20	391	141	161	12	37	20	0	20
	21	242	113	87	10	12	13	0	7
	22	449	205	171	9	29	10	0	25
	23	235	92	85	7	18	10	0	23
	24	333	140	118	7	26	17	2	23
	25	306	108	125	17	30	9	0	17
	26	560	223	198	22	59	15	0	43
	27	482	164	209	13	47	14	0	35
	28	384	153	159	15	25	11	0	21
	29	592	259	200	23	52	21	0	37
	30	582	252	197	19	57	15	0	42
	31	181	85	62	6	16	2	0	10

REPRESENTATIVE IN CONGRESS
29TH DISTRICT
2 YEAR TERM
DETAIL

LEGISLATIVE DISTRICT OR TOWN	ELECTION DISTRICT	TOTAL VOTERS	MATTHEW	THOMAS	THOMAS	THOMAS	MATTHEW	SCATTER	BLANK AND VOID
			C. ZELLER DEM	W. REED, II REP	W. REED, II IND	W. REED, II CON	C. ZELLER WOR		
Henrietta									
	32	455	221	164	13	29	9	0	19
	33	239	92	96	9	19	10	0	13
	34	172	77	62	5	8	5	1	14
	35	378	153	148	13	33	10	0	21
Henrietta		11,544	4,843	4,278	375	955	380	8	705
Mendon									
	1	558	188	241	27	61	14	1	26
	2	425	166	158	21	34	18	0	28
	3	551	182	263	17	57	9	0	23
	4	407	165	148	20	31	19	1	23
	5	492	150	236	17	54	10	1	24
	6	463	166	193	18	51	17	0	18
	7	536	161	264	18	47	14	1	31
	8	196	81	87	7	14	2	0	5
	9	402	141	190	12	35	11	0	13
Mendon		4,030	1,400	1,780	157	384	114	4	191
Penfield									
	3	265	91	105	8	33	11	1	16
	7	363	137	150	11	34	13	0	18
	11	236	89	98	8	13	10	0	18
	18	262	97	113	7	19	13	0	13
	27	415	160	166	15	41	12	0	21
	28	297	134	95	23	19	8	0	18
	29	422	172	161	21	29	18	0	21
	31	212	100	81	8	9	6	0	8
	32	234	113	89	6	10	7	0	9
	35	422	163	180	20	34	9	0	16
	36	350	150	146	9	17	13	0	15
	39	260	86	114	6	33	9	0	12
Penfield		3,738	1,492	1,498	142	291	129	1	185
Perinton									
	1	524	186	243	17	38	13	0	27
	2	490	208	192	20	32	10	0	28
	3	343	142	143	9	21	7	0	21
	8	377	157	146	14	38	6	0	16
	9	486	169	211	18	47	14	0	27
	13	340	102	190	8	23	3	0	14
	15	319	147	109	12	25	4	0	22
	17	385	175	144	9	23	13	0	21
	18	352	141	140	14	34	7	0	16
	19	362	129	145	11	44	16	0	17
	23	381	146	179	6	28	12	0	10
	24	619	212	295	22	32	10	1	47
	27	287	103	132	5	18	8	0	21
	28	331	120	144	11	34	9	0	13

REPRESENTATIVE IN CONGRESS
29TH DISTRICT
2 YEAR TERM
DETAIL

LEGISLATIVE DISTRICT OR TOWN	ELECTION DISTRICT	TOTAL VOTERS	MATTHEW C. ZELLER	THOMAS W. REED, II	THOMAS W. REED, II	THOMAS W. REED, II	MATTHEW C. ZELLER	SCATTER	BLANK AND VOID
			DEM	REP	IND	CON	WOR		
Perinton	30	363	130	153	13	32	10	0	25
	31	444	152	214	16	23	11	1	27
	32	312	136	113	12	18	10	0	23
	33	417	149	186	16	33	16	0	17
	34	427	142	200	17	38	10	0	20
	35	313	138	109	8	34	8	0	16
	36	204	88	79	5	17	6	1	8
	37	347	155	132	5	30	8	0	17
	38	398	165	150	12	27	14	0	30
	39	425	168	162	17	46	11	0	21
	42	311	130	117	7	21	13	0	23
	43	628	228	286	22	48	9	0	35
	44	355	138	163	11	16	13	0	14
	45	680	238	316	20	59	15	0	32
	47	380	128	174	13	36	8	0	21
	48	304	120	131	12	20	3	0	18
	49	343	121	165	13	28	4	0	12
	50	116	74	28	2	3	3	0	6
	51	417	105	242	8	42	6	0	14
	52	328	105	153	11	26	7	0	26
	53	312	137	116	12	31	6	0	10
	54	644	207	314	19	56	12	0	36
	55	385	150	177	10	30	8	1	9
	56	465	133	247	11	44	11	0	19
Perinton		14,914	5,574	6,540	468	1,195	354	4	779
Pittsford	1	291	129	117	8	19	10	0	8
	2	320	142	113	12	28	13	1	11
	3	553	204	273	14	23	12	0	27
	4	425	173	189	14	31	7	0	11
	5	306	155	99	8	21	8	0	15
	6	252	129	73	7	11	6	0	26
	7	184	86	77	2	10	2	0	7
	8	411	129	223	9	30	7	0	13
	9	430	175	184	12	30	12	0	17
	10	448	171	216	20	23	5	0	13
	11	303	110	135	12	22	9	0	15
	12	360	141	159	7	24	9	2	18
	13	269	115	103	9	22	5	0	15
	14	483	193	214	14	43	4	2	13
	15	248	94	102	15	14	9	0	14
	16	286	126	108	9	24	5	0	14
	17	496	253	178	13	35	4	0	13
	18	352	152	137	11	17	7	0	28
	19	234	86	95	7	32	6	0	8

REPRESENTATIVE IN CONGRESS
29TH DISTRICT
2 YEAR TERM
DETAIL

LEGISLATIVE DISTRICT OR TOWN	ELECTION DISTRICT	TOTAL VOTERS	MATTHEW	THOMAS	THOMAS	THOMAS	MATTHEW	SCATTER	BLANK AND VOID
			C. ZELLER DEM	W. REED, II REP	W. REED, II IND	W. REED, II CON	C. ZELLER WOR		
Pittsford	20	383	179	154	9	19	9	1	12
	21	377	189	132	12	20	8	0	16
	22	475	222	186	15	29	6	0	17
	23	362	140	162	13	24	8	0	15
	24	480	182	243	10	23	6	0	16
	25	499	205	228	15	17	3	0	31
	26	361	148	162	8	24	11	0	8
	27	335	144	131	9	33	7	0	11
	28	367	138	174	12	13	2	0	28
	29	361	125	160	14	24	11	0	27
	30	324	123	158	7	15	4	0	17
	31	445	164	197	23	35	7	0	19
	32	389	179	159	9	22	3	0	17
	33	493	169	247	15	39	7	0	16
	34	453	162	242	11	17	5	0	16
Pittsford		12,755	5,232	5,530	385	813	237	6	552
Rush	1	429	154	188	18	40	11	0	18
	2	329	121	165	8	18	5	0	12
	3	463	211	168	13	34	17	0	20
	4	445	143	206	17	46	19	0	14
Rush		1,666	629	727	56	138	52	0	64
GRAND TOTAL:		76,910	31,709	30,341	2,406	5,857	2,252	40	4,305

REPRESENTATIVE IN CONGRESS
29TH DISTRICT
UNEXPIRED TERM
SUMMARY

LEGISLATIVE DISTRICT OR TOWN	TOTAL VOTERS	MATTHEW C. ZELLER	THOMAS W. REED, II	THOMAS W. REED, II	THOMAS W. REED, II	MATTHEW C. ZELLER	SCATTER	BLANK AND VOID
		DEM	REP	IND	CON	WOR		
Brighton	9,186	4,898	2,334	209	356	383	2	1,004
Chili	10,137	3,304	3,924	300	979	316	9	1,305
Gates	8,940	3,297	3,058	242	646	272	4	1,421
Henrietta	11,544	4,484	3,979	355	902	374	9	1,441
Mendon	4,030	1,325	1,710	138	374	118	4	361
Penfield	3,738	1,372	1,384	131	282	116	1	452
Perinton	14,914	5,079	6,128	415	1,152	328	4	1,808
Pittsford	12,755	5,042	5,311	353	802	252	6	989
Rush	1,666	581	686	52	137	58	0	152
GRAND TOTAL:	76,910	29,382	28,514	2,195	5,630	2,217	39	8,933

REPRESENTATIVE IN CONGRESS
29TH DISTRICT
UNEXPIRED TERM
DETAIL

LEGISLATIVE DISTRICT OR TOWN	ELECTION DISTRICT	TOTAL VOTERS	MATTHEW C. ZELLER	THOMAS W. REED, II	THOMAS W. REED, II	THOMAS W. REED, II	MATTHEW C. ZELLER	SCATTER	BLANK AND VOID
			DEM	REP	IND	CON	WOR		
Brighton	1	378	202	82	10	17	24	0	43
	2	257	115	86	6	14	17	0	19
	4	318	197	56	5	8	19	0	33
	5	346	213	65	2	9	21	0	36
	9	335	167	88	11	21	19	0	29
	10	382	207	97	6	18	10	0	44
	12	454	237	108	13	16	17	0	63
	13	269	133	77	13	13	10	0	23
	14	199	108	56	4	1	14	0	16
	17	134	94	19	1	2	1	0	17
	19	220	136	52	4	13	9	0	6
	20	222	104	51	10	10	6	0	41
	21	274	132	65	7	15	25	0	30
	22	347	179	102	6	16	8	0	36
	23	277	154	81	3	20	10	0	9
	25	275	159	59	6	11	16	0	24
	26	251	112	69	6	13	16	0	35
	27	281	151	61	5	8	15	0	41
	30	510	252	147	17	19	15	0	60
	31	283	153	73	10	5	11	0	31
	32	380	205	99	9	11	16	1	39
	33	367	183	108	5	14	19	0	38
	35	282	164	68	6	10	11	0	23
	36	163	77	42	4	6	6	0	28
	37	326	202	59	2	12	10	0	41
	40	484	280	118	9	11	10	0	56
	41	318	170	85	8	7	5	1	42
	42	103	52	31	0	6	3	0	11
	43	291	141	98	11	11	5	0	25
	44	106	50	30	2	4	5	0	15
	45	181	79	63	6	9	7	0	17
	46	173	90	39	2	6	3	0	33
Brighton		9,186	4,898	2,334	209	356	383	2	1,004
Chili	1	262	82	97	10	22	6	0	45
	2	397	97	172	19	45	19	1	44
	3	412	145	145	9	38	14	0	61
	4	231	61	92	3	29	5	0	41
	5	295	83	126	4	23	11	0	48
	6	326	101	136	10	28	11	0	40
	7	160	64	55	3	11	6	0	21
	9	307	105	120	11	26	11	0	34
	10	230	46	113	7	44	7	1	12
	11	273	79	116	5	25	10	0	38
	12	323	109	123	11	25	5	0	50

REPRESENTATIVE IN CONGRESS
29TH DISTRICT
UNEXPIRED TERM
DETAIL

LEGISLATIVE DISTRICT OR TOWN	ELECTION DISTRICT	TOTAL VOTERS	MATTHEW C. ZELLER	THOMAS W. REED, II	THOMAS W. REED, II	THOMAS W. REED, II	MATTHEW C. ZELLER	SCATTER	BLANK AND VOID
			DEM	REP	IND	CON	WOR		
Chili									
	13	450	149	197	9	40	16	1	38
	14	338	98	143	18	42	6	0	31
	15	295	96	108	6	29	7	1	48
	16	429	141	169	10	47	9	0	53
	17	728	249	303	20	83	16	0	57
	18	322	94	135	10	32	8	1	42
	19	322	115	118	8	18	7	0	56
	20	444	161	159	14	37	10	0	63
	21	235	91	87	12	20	5	0	20
	22	238	110	64	10	19	12	3	20
	23	259	75	108	4	27	4	0	41
	24	703	235	266	25	53	32	0	92
	25	228	101	62	7	15	8	0	35
	26	401	126	143	9	51	13	1	58
	27	316	93	112	14	40	13	0	44
	28	261	94	82	6	22	11	0	46
	29	228	78	90	6	21	13	0	20
	30	153	54	42	7	19	3	0	28
	32	266	69	120	7	24	7	0	39
	33	305	103	121	6	24	11	0	40
Chili		10,137	3,304	3,924	300	979	316	9	1,305
Gates									
	1	197	74	69	4	24	6	0	20
	2	257	104	79	11	8	6	0	49
	3	222	86	67	10	16	5	0	38
	4	269	94	84	5	28	4	0	54
	5	357	135	131	8	21	6	0	56
	6	268	101	97	7	15	10	0	38
	7	476	153	175	13	43	17	0	75
	8	212	74	81	4	9	11	0	33
	9	306	113	97	7	12	12	0	65
	10	168	68	53	1	14	3	0	29
	11	214	86	61	10	13	7	0	37
	12	187	79	54	7	12	5	0	30
	13	266	106	81	5	23	10	0	41
	14	218	73	74	9	10	7	0	45
	15	401	148	139	9	30	10	0	65
	16	218	87	73	2	15	6	0	35
	17	256	98	87	7	23	10	1	30
	18	307	95	125	11	29	7	0	40
	19	274	78	110	11	23	7	0	45
	20	259	103	85	2	11	10	0	48
	21	254	92	87	8	15	8	0	44
	22	232	74	95	3	23	6	0	31
	23	263	91	94	7	23	5	0	43

REPRESENTATIVE IN CONGRESS
29TH DISTRICT
UNEXPIRED TERM
DETAIL

LEGISLATIVE DISTRICT OR TOWN	ELECTION DISTRICT	TOTAL VOTERS	MATTHEW C. ZELLER	THOMAS W. REED, II	THOMAS W. REED, II	THOMAS W. REED, II	MATTHEW C. ZELLER	SCATTER	BLANK AND VOID
			DEM	REP	IND	CON	WOR		
Gates									
	24	276	91	116	5	17	10	0	37
	25	232	81	87	6	15	6	1	36
	26	319	109	111	12	26	8	0	53
	27	313	140	77	2	25	10	0	59
	28	207	75	81	5	4	8	0	34
	29	246	111	67	6	21	7	1	33
	30	183	68	51	5	12	7	0	40
	31	211	69	80	7	16	4	0	35
	32	320	121	113	12	27	17	0	30
	33	124	61	33	5	9	4	0	12
	34	245	94	78	11	23	7	1	31
	35	183	65	66	5	11	6	0	30
		8,940	3,297	3,058	242	646	272	4	1,421
Gates									
Henrietta									
	1	394	137	159	9	32	11	0	46
	2	256	83	86	12	34	10	0	31
	3	164	85	40	3	9	6	0	21
	4	338	186	83	10	19	9	0	31
	5	306	127	110	8	25	7	0	29
	6	298	116	110	11	21	9	1	30
	7	285	107	99	13	27	7	0	32
	8	312	119	124	7	15	6	0	41
	9	259	107	73	3	23	10	0	43
	10	292	90	117	10	26	13	0	36
	11	284	126	77	7	22	7	1	44
	12	291	119	109	14	25	4	0	20
	13	357	128	116	11	38	17	0	47
	14	241	80	99	6	15	7	0	34
	15	305	117	105	9	24	12	0	38
	16	209	81	74	4	9	14	0	27
	17	357	146	110	7	31	19	2	42
	18	343	150	109	12	22	7	1	42
	19	272	100	107	8	20	9	0	28
	20	391	140	145	14	35	20	0	37
	21	242	104	80	8	11	7	0	32
	22	449	188	158	10	26	10	0	57
	23	235	75	79	9	16	9	0	47
	24	333	134	106	4	26	19	2	42
	25	306	102	121	12	28	11	0	32
	26	560	216	187	20	55	15	0	67
	27	482	152	191	17	45	15	0	62
	28	384	135	145	13	23	12	0	56
	29	592	229	188	18	48	16	0	93
	30	582	232	172	22	52	17	1	86
	31	181	76	60	7	14	2	0	22

REPRESENTATIVE IN CONGRESS
29TH DISTRICT
UNEXPIRED TERM
DETAIL

LEGISLATIVE DISTRICT OR TOWN	ELECTION DISTRICT	TOTAL VOTERS	MATTHEW C. ZELLER	THOMAS W. REED, II	THOMAS W. REED, II	THOMAS W. REED, II	MATTHEW C. ZELLER	SCATTER	BLANK AND VOID
			DEM	REP	IND	CON	WOR		
Henrietta	32	455	203	155	14	29	11	0	43
	33	239	83	90	6	18	9	0	33
	34	172	69	54	6	8	5	1	29
	35	378	142	141	11	31	12	0	41
Henrietta		11,544	4,484	3,979	355	902	374	9	1,441
Mendon	1	558	182	239	20	58	15	1	43
	2	425	161	148	20	34	20	0	42
	3	551	167	248	15	56	8	0	57
	4	407	160	147	17	28	17	1	37
	5	492	134	226	15	51	12	1	53
	6	463	151	186	17	50	17	0	42
	7	536	153	252	14	47	14	1	55
	8	196	82	79	7	14	2	0	12
	9	402	135	185	13	36	13	0	20
Mendon		4,030	1,325	1,710	138	374	118	4	361
Penfield	3	265	77	97	8	31	9	1	42
	7	363	119	141	10	32	12	0	49
	11	236	87	88	8	12	8	0	33
	18	262	93	106	10	17	10	0	26
	27	415	149	148	14	41	12	0	51
	28	297	116	90	21	19	10	0	41
	29	422	160	151	20	27	13	0	51
	31	212	93	74	8	10	4	0	23
	32	234	109	85	4	9	7	0	20
	35	422	153	164	16	33	10	0	46
	36	350	134	135	7	17	14	0	43
	39	260	82	105	5	34	7	0	27
Penfield		3,738	1,372	1,384	131	282	116	1	452
Perinton	1	524	173	229	12	40	14	1	55
	2	490	190	186	21	30	11	0	52
	3	343	126	130	7	22	4	0	54
	8	377	144	139	9	38	6	0	41
	9	486	156	194	17	48	11	0	60
	13	340	101	179	9	22	3	0	26
	15	319	136	100	10	22	6	0	45
	17	385	160	136	8	22	13	0	46
	18	352	122	141	12	33	7	0	37
	19	362	120	134	10	40	15	0	43
	23	381	139	164	5	29	10	0	34
	24	619	192	264	25	27	10	0	101
	27	287	86	119	5	18	12	0	47

REPRESENTATIVE IN CONGRESS
29TH DISTRICT
UNEXPIRED TERM
DETAIL

LEGISLATIVE DISTRICT OR TOWN	ELECTION DISTRICT	TOTAL VOTERS	MATTHEW C. ZELLER	THOMAS W. REED, II	THOMAS W. REED, II	THOMAS W. REED, II	MATTHEW C. ZELLER	SCATTER	BLANK AND VOID	
			DEM	REP	IND	CON	WOR			
Perinton	28	331	119	126	11	34	9	0	32	
	30	363	119	145	10	29	9	0	51	
	31	444	137	198	12	24	12	1	60	
	32	312	118	100	10	17	9	0	58	
	33	417	136	176	15	29	14	0	47	
	34	427	131	182	16	38	10	0	50	
	35	313	126	106	9	32	7	0	33	
	36	204	78	80	3	14	4	1	24	
	37	347	137	124	6	27	4	0	49	
	38	398	147	145	10	26	13	0	57	
	39	425	147	151	16	41	11	0	59	
	42	311	121	110	7	20	12	0	41	
	43	628	205	265	20	47	7	0	84	
	44	355	133	153	9	15	12	0	33	
	45	680	208	305	18	57	13	0	79	
	47	380	118	170	10	32	4	0	46	
	48	304	107	123	12	19	4	0	39	
	49	343	113	148	13	27	4	0	38	
	50	116	70	23	1	4	3	0	15	
	51	417	97	224	5	42	7	0	42	
	52	328	85	143	10	26	3	0	61	
	53	312	129	115	9	28	6	0	25	
	54	644	191	296	17	59	11	0	70	
	55	385	145	166	12	29	7	1	25	
	56	465	117	239	4	45	11	0	49	
	Perinton		14,914	5,079	6,128	415	1,152	328	4	1,808
	Pittsford	1	291	126	115	7	18	12	0	13
		2	320	137	105	12	28	15	1	22
		3	553	198	260	14	22	12	0	47
4		425	164	183	12	32	6	0	28	
5		306	150	89	8	22	8	0	29	
6		252	128	70	6	11	6	0	31	
7		184	81	74	3	10	1	0	15	
8		411	128	222	9	30	8	0	14	
9		430	165	183	11	28	15	0	28	
10		448	159	206	17	22	8	0	36	
11		303	107	127	11	21	9	0	28	
12		360	140	153	7	24	8	1	27	
13		269	109	103	9	22	4	0	22	
14		483	188	211	12	42	5	2	23	
15		248	92	97	15	13	9	0	22	
16		286	127	100	6	22	6	0	25	
17		496	249	171	11	36	4	0	25	
18		352	137	129	10	16	10	0	50	

REPRESENTATIVE IN CONGRESS
29TH DISTRICT
UNEXPIRED TERM
DETAIL

LEGISLATIVE DISTRICT OR TOWN	ELECTION DISTRICT	TOTAL VOTERS	MATTHEW C. ZELLER	THOMAS W. REED, II	THOMAS W. REED, II	THOMAS W. REED, II	MATTHEW C. ZELLER	SCATTER	BLANK AND VOID
			DEM	REP	IND	CON	WOR		
Pittsford	19	234	82	85	6	32	7	0	22
	20	383	171	152	3	19	8	1	29
	21	377	181	128	11	17	9	0	31
	22	475	210	174	14	30	6	0	41
	23	362	136	154	14	24	7	0	27
	24	480	179	228	11	24	5	0	33
	25	499	186	219	14	17	2	0	61
	26	361	150	157	7	23	10	0	14
	27	335	135	127	8	33	8	0	24
	28	367	129	168	10	13	3	1	43
	29	361	121	151	13	24	11	0	41
	30	324	124	152	5	15	5	0	23
	31	445	160	183	22	35	8	0	37
	32	389	174	163	10	20	4	0	18
	33	493	162	233	14	41	8	0	35
	34	453	157	239	11	16	5	0	25
Pittsford		12,755	5,042	5,311	353	802	252	6	989
Rush	1	429	149	183	13	42	12	0	30
	2	329	100	148	10	17	9	0	45
	3	463	189	158	13	31	19	0	53
	4	445	143	197	16	47	18	0	24
Rush		1,666	581	686	52	137	58	0	152
GRAND TOTAL:		76,910	29,382	28,514	2,195	5,630	2,217	39	8,933

STATE SENATOR
54TH DISTRICT
DETAIL

LEGISLATIVE DISTRICT OR TOWN	ELECTION DISTRICT	TOTAL VOTERS	EDWARD	MICHAEL	MICHAEL	MICHAEL	EDWARD	SCATTER	BLANK AND VOID
			J. O'SHEA DEM	F. NOZZOLIO REP	F. NOZZOLIO IND	F. NOZZOLIO CON	J. O'SHEA WOR		
Webster	1	389	111	195	17	31	12	0	23
	2	381	124	185	10	26	18	1	17
	3	406	138	189	13	28	20	0	18
	4	185	47	91	9	24	8	0	6
	5	371	133	172	13	28	10	0	15
	6	344	134	145	13	20	12	0	20
	7	392	129	187	16	28	8	1	23
	8	351	104	166	17	34	10	0	20
	9	492	143	234	17	45	22	0	31
	10	541	141	279	26	54	18	1	22
	11	354	90	179	17	40	12	0	16
	12	482	146	236	15	51	16	0	18
	13	355	114	174	8	26	19	0	14
	14	330	117	143	17	31	5	0	17
	15	268	84	122	14	25	13	0	10
	16	410	149	181	14	39	11	0	16
	17	362	94	187	18	40	10	0	13
	18	284	92	132	15	20	4	0	21
	19	556	150	301	26	48	11	0	20
	20	479	133	224	24	59	10	0	29
	21	417	112	227	18	37	9	0	14
	22	381	104	195	11	43	8	0	20
	23	340	112	164	14	31	10	0	9
	24	823	277	350	36	82	25	0	53
	25	280	112	124	12	22	5	0	5
	26	357	102	177	15	33	3	1	26
	27	273	77	140	8	25	10	0	13
	28	358	88	184	24	38	10	0	14
	29	263	95	113	11	22	7	0	15
	30	240	78	105	11	22	7	0	17
	31	430	131	206	15	44	8	0	26
	32	448	127	223	21	49	8	0	20
	33	396	120	184	19	40	16	0	17
	34	210	62	112	10	13	3	0	10
	35	268	69	125	15	38	8	0	13
	36	329	86	172	13	39	5	0	14
	37	593	176	299	22	40	17	0	39
	38	471	158	211	25	37	15	0	25
	39	373	147	164	12	21	8	2	19
	40	554	189	257	26	45	13	0	24
	41	452	141	221	25	42	11	0	12
	42	348	91	170	23	39	11	1	13
	43	286	83	129	18	28	9	0	19
GRAND TOTAL:		<u>16,622</u>	<u>5,110</u>	<u>7,974</u>	<u>723</u>	<u>1,527</u>	<u>475</u>	<u>7</u>	<u>806</u>

STATE SENATOR
55TH DISTRICT
SUMMARY

LEGISLATIVE DISTRICT OR TOWN	TOTAL VOTERS	MARY WILMOT	JIM ALESI	JIM ALESI	JIM ALESI	MARY WILMOT	SCATTER	BLANK AND VOID
		DEM	REP	IND	CON	CTJ		
Leg. Dist. 21	2,864	1,652	670	91	142	134	5	170
Leg. Dist. 23	2,120	1,268	481	65	105	90	8	103
Leg. Dist. 24	187	109	39	11	6	11	0	11
Leg. Dist. 25	36	29	4	0	0	1	0	2
Leg. Dist. 26	1,919	1,083	499	69	103	48	3	114
Leg. Dist. 28	574	322	139	24	27	26	2	34
Leg. Dist. 29	2,202	1,357	486	64	85	40	5	165
CITY	9,902	5,820	2,318	324	468	350	23	599
Chili	10,449	3,830	4,575	352	1,020	266	6	400
East Rochester	1,992	700	957	109	116	48	3	59
Henrietta	11,511	4,743	4,761	420	911	261	6	409
Irondequoit	19,353	8,253	7,626	795	1,238	524	21	896
Mendon	4,015	1,593	1,686	149	363	110	6	108
Penfield	15,040	6,006	6,435	564	1,091	411	11	522
Perinton	20,689	8,618	8,858	623	1,467	506	15	602
Pittsford	12,715	5,823	5,251	333	731	243	9	325
Riga	2,247	666	1,112	99	249	45	2	74
Rush	1,664	596	765	66	139	48	0	50
Wheatland	1,799	650	797	80	177	53	1	41
TOWNS	101,474	41,478	42,823	3,590	7,502	2,515	80	3,486
GRAND TOTAL:	111,376	47,298	45,141	3,914	7,970	2,865	103	4,085

STATE SENATOR
55TH DISTRICT
DETAIL

LEGISLATIVE DISTRICT OR TOWN	ELECTION DISTRICT	TOTAL VOTERS	MARY WILMOT	JIM ALESI	JIM ALESI	JIM ALESI	MARY WILMOT	SCATTER	BLANK AND VOID
			DEM	REP	IND	CON	CTJ		
Leg. Dist. 21									
	1	280	137	78	14	14	23	2	12
	3	137	78	28	4	9	4	0	14
	4	146	97	29	3	4	1	1	11
	5/16	306	163	78	13	20	16	0	16
	7	370	206	98	9	16	16	0	25
	12	299	173	68	13	5	21	0	19
	14	344	199	72	10	26	16	2	19
	15	247	149	58	6	10	10	0	14
	20	127	79	28	4	7	4	0	5
	21	201	133	34	5	8	4	0	17
	24	295	172	75	8	13	15	0	12
	30	8	3	1	0	1	0	0	3
	33	104	63	23	2	9	4	0	3
		<u>2,864</u>	<u>1,652</u>	<u>670</u>	<u>91</u>	<u>142</u>	<u>134</u>	<u>5</u>	<u>170</u>
Leg. Dist. 21									
Leg. Dist. 23									
	13	187	96	42	6	18	13	1	11
	17	315	184	72	13	12	19	1	14
	18	323	180	76	9	20	17	0	21
	19	249	147	66	5	11	8	0	12
	25	394	258	84	12	11	10	4	15
	26	439	284	94	14	13	14	1	19
	27	213	119	47	6	20	9	1	11
		<u>2,120</u>	<u>1,268</u>	<u>481</u>	<u>65</u>	<u>105</u>	<u>90</u>	<u>8</u>	<u>103</u>
Leg. Dist. 23									
Leg. Dist. 24									
	6	187	109	39	11	6	11	0	11
		<u>187</u>	<u>109</u>	<u>39</u>	<u>11</u>	<u>6</u>	<u>11</u>	<u>0</u>	<u>11</u>
Leg. Dist. 24									
Leg. Dist. 25									
	23	36	29	4	0	0	1	0	2
		<u>36</u>	<u>29</u>	<u>4</u>	<u>0</u>	<u>0</u>	<u>1</u>	<u>0</u>	<u>2</u>
Leg. Dist. 25									
Leg. Dist. 26									
	1/13	161	102	36	3	11	4	0	5
	7	185	106	47	8	13	2	0	9
	8	203	119	51	10	9	3	0	11
	9	235	116	67	9	12	10	1	20
	10	197	107	56	11	8	5	1	9
	12	295	183	67	5	14	6	0	20
	14	184	101	41	7	12	11	0	12
	15	208	114	62	4	13	2	1	12
	16	251	135	72	12	11	5	0	16
		<u>1,919</u>	<u>1,083</u>	<u>499</u>	<u>69</u>	<u>103</u>	<u>48</u>	<u>3</u>	<u>114</u>
Leg. Dist. 26									
Leg. Dist. 28									
	18/19	210	114	58	9	10	4	1	14
	21	164	83	38	9	9	12	1	12
	23	200	125	43	6	8	10	0	8
		<u>574</u>	<u>322</u>	<u>139</u>	<u>24</u>	<u>27</u>	<u>26</u>	<u>2</u>	<u>34</u>
Leg. Dist. 28									

STATE SENATOR
55TH DISTRICT
DETAIL

LEGISLATIVE DISTRICT OR TOWN	ELECTION DISTRICT	TOTAL VOTERS	MARY WILMOT	JIM ALESI	JIM ALESI	JIM ALESI	MARY WILMOT	SCATTER	BLANK AND VOID
			DEM	REP	IND	CON	CTJ		
Leg. Dist. 29									
	4	212	116	52	11	8	6	1	18
	5	189	118	48	4	6	0	1	12
	6	150	91	34	4	12	1	0	8
	8	191	127	44	5	5	0	0	10
	9	169	97	44	8	6	3	0	11
	11	148	91	41	1	8	0	0	7
	18	227	109	55	10	20	16	1	16
	19	159	110	29	1	3	2	1	13
	21	239	158	43	10	10	4	0	14
	22	128	103	9	2	1	0	0	13
	23	169	118	21	1	3	5	1	20
	25	221	119	66	7	3	3	0	23
Leg. Dist. 29		<u>2,202</u>	<u>1,357</u>	<u>486</u>	<u>64</u>	<u>85</u>	<u>40</u>	<u>5</u>	<u>165</u>
CITY		9,902	5,820	2,318	324	468	350	23	599
Chili									
	1	262	104	117	10	20	4	0	7
	2	395	116	188	9	54	12	0	16
	3	412	166	173	8	35	16	1	13
	4	231	79	105	4	26	7	0	10
	5	295	109	132	7	28	8	1	10
	6	324	114	145	9	31	11	1	13
	7	160	60	69	8	12	3	0	8
	8	317	107	148	10	39	8	0	5
	9	307	122	131	10	24	9	0	11
	10	229	56	112	4	43	4	1	9
	11	273	100	129	6	24	3	0	11
	12	323	117	153	10	26	3	0	14
	13	450	173	207	12	39	11	0	8
	14	338	106	155	14	45	11	0	7
	15	292	102	121	10	34	8	0	17
	16	429	155	188	15	45	13	0	13
	17	728	253	333	26	79	16	0	21
	18	322	112	147	10	29	6	0	18
	19	322	120	153	9	16	9	0	15
	20	444	197	173	11	37	8	0	18
	21	234	94	97	10	22	3	0	8
	22	238	103	82	12	20	8	1	12
	23	259	76	131	15	25	5	0	7
	24	703	257	306	29	53	27	0	31
	25	228	113	79	10	14	2	0	10
	26	397	124	169	17	56	9	0	22
	27	310	131	104	13	33	11	0	18
	28	261	103	106	10	20	6	0	16
	29	228	83	93	12	21	9	0	10
	30	153	62	53	9	22	3	0	4
	31	14	7	6	0	0	0	0	1

STATE SENATOR
55TH DISTRICT
DETAIL

LEGISLATIVE DISTRICT OR TOWN	ELECTION DISTRICT	TOTAL VOTERS	MARY WILMOT	JIM ALESI	JIM ALESI	JIM ALESI	MARY WILMOT	SCATTER	BLANK AND VOID
			DEM	REP	IND	CON	CTJ		
Chili									
	32	266	86	139	4	26	5	0	6
	33	305	123	131	9	22	8	1	11
		<u>10,449</u>	<u>3,830</u>	<u>4,575</u>	<u>352</u>	<u>1,020</u>	<u>266</u>	<u>6</u>	<u>400</u>
East Rochester									
	1	347	132	163	20	16	4	1	11
	2	274	102	131	9	17	6	0	9
	3	320	110	159	19	16	11	0	5
	4	263	75	142	15	16	8	0	7
	5	241	86	108	11	14	10	1	11
	6	281	111	123	19	11	6	1	10
	7	266	84	131	16	26	3	0	6
		<u>1,992</u>	<u>700</u>	<u>957</u>	<u>109</u>	<u>116</u>	<u>48</u>	<u>3</u>	<u>59</u>
East Rochester Henrietta									
	1	394	144	180	8	39	7	0	16
	2	256	76	120	15	33	6	0	6
	3	164	78	64	6	4	3	0	9
	4	338	197	98	11	18	8	1	5
	5	306	130	122	11	23	7	0	13
	6	298	104	138	11	27	7	0	11
	7	282	122	110	10	22	6	0	12
	8	310	125	148	8	17	4	1	7
	9	259	111	102	7	25	1	0	13
	10	292	102	133	14	21	9	0	13
	11	282	130	95	13	20	4	0	20
	12	290	107	131	13	24	7	0	8
	13	354	145	135	13	38	10	0	13
	14	241	87	114	7	14	10	0	9
	15	303	130	111	11	27	10	0	14
	16	209	77	96	4	15	8	0	9
	17	357	173	124	9	32	11	0	8
	18	343	143	129	18	23	15	1	14
	19	272	104	123	17	17	6	0	5
	20	391	143	174	14	37	12	0	11
	21	240	95	108	12	12	5	0	8
	22	449	190	197	16	30	8	0	8
	23	233	99	92	9	18	5	0	10
	24	332	123	150	17	26	7	0	9
	25	305	108	128	10	34	12	0	13
	26	560	227	234	20	50	6	1	22
	27	478	178	222	11	41	11	0	15
	28	378	166	158	13	24	6	0	11
	29	592	268	220	20	48	8	0	28
	30	580	257	212	19	52	18	1	21
	31	181	80	68	11	12	4	0	6
	32	453	214	182	13	26	6	0	12
	33	239	94	100	10	21	4	0	10

STATE SENATOR
55TH DISTRICT
DETAIL

LEGISLATIVE DISTRICT OR TOWN	ELECTION DISTRICT	TOTAL VOTERS	MARY WILMOT	JIM ALESI	JIM ALESI	JIM ALESI	MARY WILMOT	SCATTER	BLANK AND VOID
			DEM	REP	IND	CON	CTJ		
Henrietta									
	34	172	74	69	3	8	7	1	10
	35	378	142	174	16	33	3	0	10
		<u>11,511</u>	<u>4,743</u>	<u>4,761</u>	<u>420</u>	<u>911</u>	<u>261</u>	<u>6</u>	<u>409</u>
Henrietta									
Irondequoit									
	1	313	141	115	11	20	7	0	19
	2	211	85	91	5	15	4	0	11
	3	319	133	123	19	20	11	1	12
	4	281	109	107	17	23	9	0	16
	5	254	107	98	8	19	8	0	14
	6	481	235	174	16	20	13	0	23
	7	430	206	152	15	31	9	1	16
	8	299	114	125	11	24	9	1	15
	9	310	112	142	13	18	8	0	17
	10	340	151	138	10	19	13	2	7
	11	179	60	91	9	11	1	0	7
	12	239	110	83	13	14	7	0	12
	13	420	214	136	10	29	15	0	16
	14	391	155	150	16	29	17	0	24
	15	392	157	163	15	29	16	1	11
	16	372	163	152	9	24	11	0	13
	17	196	84	82	6	13	3	0	8
	18	302	123	126	18	19	10	0	6
	19	331	169	94	13	24	13	1	17
	20	281	108	130	8	14	8	0	13
	21	311	121	119	16	27	17	1	10
	22	350	148	140	10	23	12	1	16
	23	292	151	105	16	8	5	0	7
	24	270	112	99	9	28	12	0	10
	25	284	111	118	9	25	8	0	13
	26	213	92	88	3	14	3	0	13
	27	193	88	73	4	11	10	0	7
	28	234	80	119	13	14	1	0	7
	29	232	103	81	16	12	7	0	13
	30	277	119	116	14	10	8	0	10
	31	306	139	118	16	16	9	0	8
	32	291	129	110	13	17	15	0	7
	33	224	92	86	12	17	12	0	5
	34	445	168	197	21	26	9	0	24
	35	198	82	79	10	10	7	0	10
	36	154	73	52	4	4	4	1	16
	37	259	93	128	7	17	3	0	11
	38	183	96	59	10	7	3	1	7
	39	142	58	60	3	1	1	0	19
	40	191	76	89	3	11	4	0	8
	41	294	130	108	11	15	10	0	20
	42	325	123	144	17	23	4	0	14

STATE SENATOR
55TH DISTRICT
DETAIL

LEGISLATIVE DISTRICT OR TOWN	ELECTION DISTRICT	TOTAL VOTERS	MARY WILMOT	JIM ALESI	JIM ALESI	JIM ALESI	MARY WILMOT	SCATTER	BLANK AND VOID
			DEM	REP	IND	CON	CTJ		
Irondequoit									
	43	222	84	83	19	18	6	0	12
	44	556	241	227	20	34	12	0	22
	45	241	94	95	15	12	4	0	21
	46	298	109	136	8	21	9	0	15
	47	110	49	51	0	6	0	1	3
	48	297	128	115	9	26	6	1	12
	49	277	113	106	12	22	9	0	15
	50	189	86	69	10	5	4	0	15
	51	398	170	159	22	29	4	1	13
	52	323	148	112	14	13	14	0	22
	53	254	107	105	9	19	4	0	10
	54	95	47	29	5	5	3	0	6
	55	291	123	99	20	23	8	1	17
	56	263	118	107	9	17	4	0	8
	57	401	170	160	17	21	10	0	23
	58	327	133	128	15	32	6	0	13
	59	269	96	117	13	21	6	2	14
	60	303	138	106	17	26	9	1	6
	61	361	136	175	8	22	9	1	10
	62	323	141	122	9	28	8	1	14
	63	234	109	81	11	14	11	0	8
	64	169	78	52	12	12	2	0	13
	65	198	100	60	10	7	5	0	16
	66	135	71	42	3	5	1	0	13
	67	252	87	110	13	20	8	0	14
	68	260	115	103	11	15	2	1	13
	69	111	65	32	1	4	0	0	9
	70	95	31	51	1	6	2	0	4
	71/72	92	46	34	3	4	2	0	3
		19,353	8,253	7,626	795	1,238	524	21	896
Irondequoit									
Mendon									
	1	558	192	257	28	57	12	2	10
	2	420	186	150	22	34	11	0	17
	3	551	218	243	13	51	16	0	10
	4	405	176	155	15	28	18	2	11
	5	490	206	200	12	48	9	1	14
	6	460	189	178	18	49	10	0	16
	7	533	201	233	19	49	14	1	16
	8	196	71	97	9	11	4	0	4
	9	402	154	173	13	36	16	0	10
		4,015	1,593	1,686	149	363	110	6	108
Mendon									
Penfield									
	1	136	59	44	9	17	1	0	6
	2	352	164	134	16	23	9	0	6
	3	265	93	104	16	37	8	0	7
	4	409	102	212	16	50	15	0	14

STATE SENATOR
55TH DISTRICT
DETAIL

LEGISLATIVE DISTRICT OR TOWN	ELECTION DISTRICT	TOTAL VOTERS	MARY WILMOT	JIM ALESI	JIM ALESI	JIM ALESI	MARY WILMOT	SCATTER	BLANK AND VOID
			DEM	REP	IND	CON	CTJ		
Penfield									
	5	374	165	149	14	21	16	0	9
	6	301	97	166	7	22	4	0	5
	7	363	155	145	9	28	14	0	12
	8	280	103	127	11	19	12	0	8
	9	454	248	134	18	33	12	0	9
	10	288	122	99	8	27	13	0	19
	11	234	86	104	7	13	7	1	16
	12	399	156	178	10	25	12	0	18
	13	406	161	167	15	33	6	0	24
	14	444	154	201	12	51	16	0	10
	15	488	203	210	14	27	9	1	24
	16	188	79	74	9	11	9	0	6
	17	372	155	150	16	25	13	1	12
	18	260	118	102	8	12	10	0	10
	19	506	216	217	14	33	12	0	14
	20	428	155	194	25	33	9	0	12
	21	418	203	141	24	28	11	0	11
	22	339	148	124	11	24	13	0	19
	23	495	209	212	19	35	12	1	7
	24	492	210	197	13	36	19	1	16
	25	320	103	152	11	36	6	0	12
	26	263	95	117	11	14	10	0	16
	27	415	176	165	16	32	12	3	11
	28	295	137	102	18	19	8	0	11
	29	422	176	178	21	22	14	0	11
	30	589	227	270	25	41	8	0	18
	31	212	98	83	8	11	5	0	7
	32	234	109	101	7	8	2	0	7
	33	340	156	118	15	27	13	0	11
	34	313	101	162	10	14	6	0	20
	35	422	167	185	20	31	11	0	8
	36	349	149	161	9	14	7	0	9
	37	612	220	306	22	37	8	0	19
	38	241	81	120	8	16	8	0	8
	39	260	88	123	6	29	8	0	6
	40	438	154	208	16	25	9	2	24
	41	353	116	172	12	28	4	0	21
	42	271	92	127	8	24	10	1	9
Penfield		15,040	6,006	6,435	564	1,091	411	11	522
Perinton									
	1	524	217	234	12	37	14	0	10
	2	481	207	198	18	27	15	0	16
	3	339	154	144	6	17	5	0	13
	4	343	157	135	9	20	14	0	8
	5	198	71	87	3	19	10	0	8
	6	330	177	96	14	20	12	0	11

STATE SENATOR
55TH DISTRICT
DETAIL

LEGISLATIVE DISTRICT OR TOWN	ELECTION DISTRICT	TOTAL VOTERS	MARY WILMOT	JIM ALESI	JIM ALESI	JIM ALESI	MARY WILMOT	SCATTER	BLANK AND VOID
			DEM	REP	IND	CON	CTJ		
Perinton									
	7	436	210	170	10	24	9	1	12
	8	377	155	152	9	32	15	4	10
	9	486	204	194	16	44	9	0	19
	10	419	155	194	19	27	13	0	11
	11	258	105	113	10	17	8	0	5
	12	357	181	128	4	23	10	0	11
	13	338	141	163	8	20	2	0	4
	14	388	172	156	13	22	13	0	12
	15	319	154	118	7	29	5	0	6
	16	311	139	127	8	21	7	0	9
	17	385	180	146	7	24	9	1	18
	18	352	156	146	10	28	5	0	7
	19	362	150	150	6	40	9	1	6
	20	357	149	156	6	20	14	1	11
	21	427	173	187	8	32	12	0	15
	22	270	112	115	12	16	8	0	7
	23	381	154	176	11	26	6	0	8
	24	617	232	303	18	31	4	1	28
	25	296	157	96	9	12	14	0	8
	26	419	168	174	19	37	11	0	10
	27	284	105	131	7	20	7	0	14
	28	331	125	150	7	31	8	0	10
	29	245	125	82	7	15	7	0	9
	30	363	141	168	14	28	5	0	7
	31	444	177	203	17	21	14	0	12
	32	310	131	122	10	20	11	0	16
	33	417	205	156	12	25	13	0	6
	34	426	177	184	13	29	10	0	13
	35	313	120	144	11	31	5	1	1
	36	204	86	85	8	14	5	1	5
	37	347	151	136	12	28	8	0	12
	38	396	158	164	20	25	13	0	16
	39	425	167	174	11	45	12	0	16
	40	281	107	118	12	19	12	1	12
	41	258	110	100	11	21	3	0	13
	42	311	130	136	14	17	5	1	8
	43	626	250	275	26	48	11	0	16
	44	352	137	171	11	14	9	0	10
	45	678	253	320	15	54	17	0	19
	46	218	86	87	11	23	6	0	5
	47	380	135	182	18	32	7	0	6
	48	304	129	133	11	16	7	0	8
	49	343	138	158	10	25	5	0	7
	50	115	69	31	4	2	3	0	6
	51	417	130	227	12	37	4	0	7

STATE SENATOR
55TH DISTRICT
DETAIL

LEGISLATIVE DISTRICT OR TOWN	ELECTION DISTRICT	TOTAL VOTERS	MARY WILMOT	JIM ALESI	JIM ALESI	JIM ALESI	MARY WILMOT	SCATTER	BLANK AND VOID
			DEM	REP	IND	CON	CTJ		
Perinton									
	52	327	111	158	6	28	3	0	21
	53	312	135	117	10	28	11	0	11
	54	644	264	283	14	46	20	1	16
	55	384	175	162	11	23	2	1	10
	56	464	161	243	6	37	10	0	7
		<u>20,689</u>	<u>8,618</u>	<u>8,858</u>	<u>623</u>	<u>1,467</u>	<u>506</u>	<u>15</u>	<u>602</u>
Perinton									
Pittsford									
	1	291	151	105	4	16	9	2	4
	2	319	158	104	14	23	12	0	8
	3	553	243	249	12	18	10	0	21
	4	424	202	166	14	29	4	0	9
	5	304	174	91	9	16	5	0	9
	6	251	147	74	6	13	5	0	6
	7	184	87	77	3	12	4	0	1
	8	408	164	199	8	29	3	0	5
	9	428	196	178	8	31	6	0	9
	10	448	183	213	14	17	11	0	10
	11	302	127	130	8	17	7	0	13
	12	360	178	139	8	21	8	0	6
	13	266	125	103	5	21	4	0	8
	14	480	212	195	12	41	8	0	12
	15	247	88	117	16	11	4	0	11
	16	286	139	107	7	18	9	0	6
	17	496	271	165	11	27	12	0	10
	18	351	169	139	7	15	4	0	17
	19	234	88	96	10	26	7	0	7
	20	383	190	144	6	21	7	0	15
	21	377	202	130	9	18	7	2	9
	22	470	235	177	11	21	12	1	13
	23	360	141	160	17	30	6	0	6
	24	479	193	237	9	23	6	2	9
	25	498	244	210	6	15	6	0	17
	26	360	150	167	7	22	8	0	6
	27	335	154	132	3	31	5	1	9
	28	362	155	163	8	13	5	0	18
	29	359	137	160	19	18	11	1	13
	30	322	145	148	4	14	4	0	7
	31	445	196	175	24	32	13	0	5
	32	389	209	136	10	17	9	0	8
	33	491	182	237	15	38	9	0	10
	34	453	188	228	9	17	3	0	8
		<u>12,715</u>	<u>5,823</u>	<u>5,251</u>	<u>333</u>	<u>731</u>	<u>243</u>	<u>9</u>	<u>325</u>
Pittsford									
Riga									
	1	493	155	240	25	45	10	1	17
	2	401	113	201	17	46	6	0	18
	3	290	99	138	15	21	6	1	10

STATE SENATOR
55TH DISTRICT
DETAIL

LEGISLATIVE DISTRICT OR TOWN	ELECTION DISTRICT	TOTAL VOTERS	MARY WILMOT	JIM ALESI	JIM ALESI	JIM ALESI	MARY WILMOT	SCATTER	BLANK AND VOID
			DEM	REP	IND	CON	CTJ		
Riga									
	4	376	122	182	18	38	8	0	8
	5	348	90	189	11	43	9	0	6
	6	339	87	162	13	56	6	0	15
Riga		2,247	666	1,112	99	249	45	2	74
Rush									
	1	429	146	196	18	39	10	0	20
	2	327	101	179	10	18	8	0	11
	3	463	189	195	18	34	16	0	11
	4	445	160	195	20	48	14	0	8
Rush		1,664	596	765	66	139	48	0	50
Wheatland									
	1	334	129	132	15	36	15	0	7
	2	340	114	163	21	30	5	0	7
	3	418	158	182	24	34	12	1	7
	4	317	117	136	12	34	10	0	8
	5	390	132	184	8	43	11	0	12
Wheatland		1,799	650	797	80	177	53	1	41
TOWNS		101,474	41,478	42,823	3,590	7,502	2,515	80	3,486
GRAND TOTAL:		111,376	47,298	45,141	3,914	7,970	2,865	103	4,085

STATE SENATOR
56TH DISTRICT
SUMMARY

LEGISLATIVE DISTRICT OR TOWN	TOTAL VOTERS	ROBIN WILT	JOSEPH E. ROBACH	JOSEPH E. ROBACH	JOSEPH E. ROBACH	ROBIN WILT	SCATTER	BLANK AND VOID
		DEM	REP	IND	CON	WOR		
Leg. Dist. 06	1,566	354	842	124	148	45	1	52
Leg. Dist. 07	850	206	445	75	66	24	0	34
Leg. Dist. 21	2,759	1,367	834	139	117	119	1	182
Leg. Dist. 22	2,388	1,310	555	117	63	36	0	307
Leg. Dist. 23	4,435	2,136	1,297	248	174	307	7	266
Leg. Dist. 24	3,724	1,767	1,094	204	126	333	3	197
Leg. Dist. 25	3,894	2,070	980	184	95	171	2	392
Leg. Dist. 26	841	248	407	54	68	24	1	39
Leg. Dist. 27	5,369	2,685	1,583	317	158	174	7	445
Leg. Dist. 28	538	270	165	24	16	13	0	50
Leg. Dist. 29	1,710	855	528	106	64	32	1	124
CITY	28,074	13,268	8,730	1,592	1,095	1,278	23	2,088
Brighton	13,658	5,789	5,417	670	638	528	8	608
Greece	31,832	6,198	18,494	2,216	3,352	606	25	941
Parma	5,474	881	3,249	359	694	130	2	159
TOWNS	50,964	12,868	27,160	3,245	4,684	1,264	35	1,708
GRAND TOTAL:	79,038	26,136	35,890	4,837	5,779	2,542	58	3,796

STATE SENATOR
56TH DISTRICT
DETAIL

LEGISLATIVE DISTRICT OR TOWN	ELECTION DISTRICT	TOTAL VOTERS	ROBIN	JOSEPH	JOSEPH	JOSEPH	ROBIN	SCATTER	BLANK AND VOID
			WILT DEM	E. ROBACH REP	E. ROBACH IND	E. ROBACH CON	WILT WOR		
Leg. Dist. 06									
	1	388	87	213	31	32	14	0	11
	2	175	41	87	14	20	3	0	10
	3	229	42	134	20	24	1	0	8
	4	274	65	144	21	28	10	0	6
	5	260	67	129	17	28	10	0	9
	6	240	52	135	21	16	7	1	8
		1,566	354	842	124	148	45	1	52
Leg. Dist. 07									
	1	388	89	199	35	38	14	0	13
	2	240	56	130	21	15	5	0	13
	3	222	61	116	19	13	5	0	8
		850	206	445	75	66	24	0	34
Leg. Dist. 21									
	2	216	95	80	15	10	10	0	6
	6	236	122	65	12	3	14	0	20
	8	101	45	31	7	4	8	1	5
	9	244	130	72	7	11	14	0	10
	10	343	153	130	18	12	12	0	18
	11	170	84	55	2	7	2	0	20
	13	138	87	18	6	5	20	0	2
	17/28	202	88	69	9	8	9	0	19
	18	136	64	45	8	8	5	0	6
	19	68	33	20	4	4	2	0	5
	22	176	80	49	10	16	5	0	16
	23	135	57	45	7	9	3	0	14
	25	172	101	42	10	4	0	0	15
	26	155	94	34	7	6	1	0	13
	27	108	53	28	3	6	11	0	7
	29	59	32	17	5	2	0	0	3
	31/34	90	43	31	8	2	3	0	3
	32	10	6	3	1	0	0	0	0
		2,759	1,367	834	139	117	119	1	182
Leg. Dist. 22									
	1	133	60	53	7	4	1	0	8
	2	62	36	15	1	2	1	0	7
	3	132	62	26	10	3	3	0	28
	4	57	44	6	3	2	0	0	2
	5	120	72	21	7	0	3	0	17
	6	124	72	19	4	1	1	0	27
	7	75	55	12	2	2	1	0	3
	8	142	64	47	3	11	3	0	14
	9	105	48	35	6	3	0	0	13
	10	97	63	20	1	0	1	0	12
	11	116	63	21	5	5	3	0	19
	12	88	53	22	5	1	0	0	7
	13	54	32	11	1	1	1	0	8

STATE SENATOR
56TH DISTRICT
DETAIL

LEGISLATIVE DISTRICT OR TOWN	ELECTION DISTRICT	TOTAL VOTERS	ROBIN	JOSEPH	JOSEPH	JOSEPH	ROBIN	SCATTER	BLANK AND VOID
			WILT DEM	E. ROBACH REP	E. ROBACH IND	E. ROBACH CON	WILT WOR		
Leg. Dist. 22									
	14	138	63	44	11	6	1	0	13
	15	130	83	26	8	3	3	0	7
	16	50	29	13	3	1	1	0	3
	17	64	33	15	6	2	1	0	7
	18	79	33	16	2	2	3	0	23
	19	91	60	12	5	3	0	0	11
	20	122	79	22	6	0	1	0	14
	21	89	45	24	2	2	1	0	15
	22	142	70	29	11	6	3	0	23
	23	103	52	29	4	1	1	0	16
	24	75	39	17	4	2	3	0	10
Leg. Dist. 22		2,388	1,310	555	117	63	36	0	307
Leg. Dist. 23									
	1	127	56	44	3	7	12	0	5
	2	285	143	70	13	11	22	3	23
	3	156	71	36	16	5	16	0	12
	4	360	185	100	17	23	19	0	16
	5	217	109	56	12	6	12	1	21
	6	148	67	44	11	10	6	0	10
	7	238	109	69	14	7	27	1	11
	8	232	115	64	12	6	23	1	11
	9	159	89	43	6	3	11	0	7
	10	211	98	62	13	9	15	0	14
	11	247	120	74	15	10	21	0	7
	12	323	161	101	17	12	13	0	19
	14	201	97	55	9	11	18	0	11
	15	147	69	44	12	7	4	0	11
	16	201	105	58	9	7	14	1	7
	20	311	164	73	17	15	22	0	20
	21	266	113	91	15	12	18	0	17
	22	211	89	75	11	7	17	0	12
	23	121	61	35	7	3	4	0	11
	24	274	115	103	19	3	13	0	21
Leg. Dist. 23		4,435	2,136	1,297	248	174	307	7	266
Leg. Dist. 24									
	1	342	162	81	22	12	51	1	13
	2	278	157	60	20	9	29	0	3
	3	270	141	73	13	5	30	0	8
	4	287	136	87	22	7	21	0	14
	5	271	122	92	16	11	16	0	14
	7	167	70	66	7	6	5	0	13
	8	242	115	80	9	10	18	0	10
	9	189	71	79	9	13	8	0	9
	10	283	147	52	18	5	41	1	19
	11	112	60	42	0	2	1	0	7
	12	72	29	31	3	1	2	0	6

STATE SENATOR
56TH DISTRICT
DETAIL

LEGISLATIVE DISTRICT OR TOWN	ELECTION DISTRICT	TOTAL VOTERS	ROBIN	JOSEPH	JOSEPH	JOSEPH	ROBIN	SCATTER	BLANK AND VOID
			WILT DEM	E. ROBACH REP	E. ROBACH IND	E. ROBACH CON	WILT WOR		
Leg. Dist. 24									
	13	253	130	56	14	14	32	0	7
	14	277	126	81	15	10	29	0	16
	15	339	152	98	22	9	23	1	34
	16	239	105	71	9	10	27	0	17
	17	103	44	45	5	2	0	0	7
		<u>3,724</u>	<u>1,767</u>	<u>1,094</u>	<u>204</u>	<u>126</u>	<u>333</u>	<u>3</u>	<u>197</u>
Leg. Dist. 24									
Leg. Dist. 25									
	1	253	146	58	14	13	10	0	12
	2	184	100	46	5	4	9	0	20
	3	269	139	65	10	7	5	1	42
	4	32	20	5	1	0	0	0	6
	5	213	108	59	10	4	10	0	22
	6	204	113	45	9	3	17	0	17
	7	197	107	46	6	4	4	0	30
	8	225	115	60	14	6	5	0	25
	9	136	79	33	6	2	3	0	13
	10	171	93	45	9	4	2	0	18
	11	135	86	24	7	0	2	0	16
	12	298	149	77	18	10	32	0	12
	13	186	110	36	12	2	5	0	21
	14/24	314	161	94	16	4	24	0	15
	15	134	69	33	4	3	3	0	22
	16	28	13	5	2	1	3	0	4
	17	100	50	17	8	2	1	0	22
	18	280	129	84	12	12	15	0	28
	19/21	98	52	30	1	2	5	1	7
	20/25	281	144	80	10	8	10	0	29
	22	156	87	38	10	4	6	0	11
		<u>3,894</u>	<u>2,070</u>	<u>980</u>	<u>184</u>	<u>95</u>	<u>171</u>	<u>2</u>	<u>392</u>
Leg. Dist. 25									
Leg. Dist. 26									
	2	79	38	26	4	3	6	0	2
	3	153	37	77	11	15	6	1	6
	4	224	59	110	16	23	5	0	11
	5	165	48	78	10	16	2	0	11
	11	217	66	114	13	10	5	0	9
	17	3	0	2	0	1	0	0	0
		<u>841</u>	<u>248</u>	<u>407</u>	<u>54</u>	<u>68</u>	<u>24</u>	<u>1</u>	<u>39</u>
Leg. Dist. 26									
Leg. Dist. 27									
	1	283	136	83	24	18	7	0	15
	2	282	115	97	21	21	8	0	20
	3	235	108	68	16	9	17	0	17
	4	296	153	85	14	10	13	0	21
	5	281	144	74	13	3	19	0	28
	6	220	108	74	13	7	5	0	13
	7	264	116	95	9	10	17	1	16
	8	219	118	59	14	3	4	0	21

STATE SENATOR
56TH DISTRICT
DETAIL

LEGISLATIVE DISTRICT OR TOWN	ELECTION DISTRICT	TOTAL VOTERS	ROBIN	JOSEPH	JOSEPH	JOSEPH	ROBIN	SCATTER	BLANK AND VOID
			WILT DEM	E. ROBACH REP	E. ROBACH IND	E. ROBACH CON	WILT WOR		
Leg. Dist. 27									
	9	285	142	79	15	5	19	2	23
	10	244	103	78	17	9	11	1	25
	11	264	135	84	12	8	6	0	19
	12	217	87	82	16	5	8	0	19
	13	220	118	63	11	4	4	1	19
	14	190	105	53	15	3	1	0	13
	15	209	93	60	12	9	2	1	32
	16	269	138	82	15	7	7	0	20
	17	121	69	37	2	4	1	0	8
	18	174	107	32	10	2	6	0	17
	19	242	109	76	17	9	8	0	23
	20	131	87	24	3	3	1	0	13
	21	125	67	37	8	3	4	0	6
	22	298	180	69	17	1	1	1	29
	23	145	69	48	9	1	4	0	14
	28	155	78	44	14	4	1	0	14
Leg. Dist. 27		5,369	2,685	1,583	317	158	174	7	445
Leg. Dist. 28									
	3	92	33	34	4	2	2	0	17
	8	190	102	57	9	6	4	0	12
	12	85	55	21	3	1	3	0	2
	15	69	35	20	3	1	2	0	8
	22	73	31	26	4	4	2	0	6
	24	29	14	7	1	2	0	0	5
Leg. Dist. 28		538	270	165	24	16	13	0	50
Leg. Dist. 29									
	1	28	15	7	1	2	2	0	1
	2	53	26	14	3	0	3	0	7
	3	148	89	40	5	5	4	0	5
	7	18	7	5	2	0	0	0	4
	10	166	68	56	16	9	3	0	14
	12	165	80	56	8	7	4	0	10
	13	127	58	46	8	3	1	0	11
	14	176	86	58	10	10	3	0	9
	15	129	64	37	10	4	1	0	13
	16	80	42	20	4	2	1	0	11
	17	2	0	2	0	0	0	0	0
	20	219	122	66	13	0	5	0	13
	24	212	92	77	14	14	3	0	12
	26	112	62	28	6	4	1	0	11
	27	75	44	16	6	4	1	1	3
Leg. Dist. 29		1,710	855	528	106	64	32	1	124
CITY		28,074	13,268	8,730	1,592	1,095	1,278	23	2,088
Brighton									
	1	376	179	127	14	18	24	0	14
	2	257	98	114	11	14	12	0	8

STATE SENATOR
56TH DISTRICT
DETAIL

LEGISLATIVE DISTRICT OR TOWN	ELECTION DISTRICT	TOTAL VOTERS	ROBIN	JOSEPH	JOSEPH	JOSEPH	ROBIN	SCATTER	BLANK AND VOID
			WILT DEM	E. ROBACH REP	E. ROBACH IND	E. ROBACH CON	WILT WOR		
Brighton	3	287	99	131	13	16	8	0	20
	4	316	151	109	14	10	20	2	10
	5	340	183	107	11	7	20	0	12
	6	444	188	179	22	18	17	0	20
	7	238	93	90	21	13	11	2	8
	8	356	119	192	15	16	4	0	10
	9	335	136	127	19	26	18	0	9
	10	375	176	136	14	21	13	0	15
	11	399	150	154	27	27	24	0	17
	12	447	219	145	15	21	22	0	25
	13	269	112	109	23	10	8	0	7
	14	196	84	74	14	2	9	0	13
	15	277	112	104	12	20	16	0	13
	16	236	61	135	14	14	1	0	11
	17	134	87	36	2	1	1	0	7
	18	320	157	108	26	8	15	0	6
	19	220	109	80	12	13	4	0	2
	20	218	95	80	11	9	5	0	18
	21	274	114	98	10	15	28	0	9
	22	345	131	150	23	20	6	1	14
	23	277	127	104	11	18	11	1	5
	24	385	136	193	10	15	6	0	25
	25	266	123	89	12	12	15	0	15
	26	247	82	108	18	13	11	0	15
	27	270	126	101	9	9	9	0	16
	28	396	183	151	15	19	10	0	18
	29	275	104	134	14	10	4	0	9
	30	507	198	210	21	21	20	0	37
	31	283	130	102	17	7	15	0	12
	32	374	160	149	19	13	15	0	18
	33	365	164	147	15	17	14	0	8
	34	311	113	124	19	28	17	0	10
	35	282	136	100	13	9	10	0	14
	36	163	64	59	13	8	6	0	13
	37	326	156	110	8	15	13	0	24
	38	352	154	142	14	15	16	0	11
	39	273	107	108	13	23	12	1	9
	40	482	227	187	28	12	9	0	19
	41	315	130	128	22	9	6	1	19
	42	103	37	46	3	10	2	0	5
	43	289	109	137	13	16	3	0	11
	44	106	41	47	4	3	6	0	5
	45	181	65	84	8	8	9	0	7
	46	171	64	72	8	9	3	0	15
Brighton		13,658	5,789	5,417	670	638	528	8	608

STATE SENATOR
56TH DISTRICT
DETAIL

LEGISLATIVE DISTRICT OR TOWN	ELECTION DISTRICT	TOTAL VOTERS	ROBIN	JOSEPH	JOSEPH	JOSEPH	ROBIN	SCATTER	BLANK AND VOID
			WILT DEM	E. ROBACH REP	E. ROBACH IND	E. ROBACH CON	WILT WOR		
Greece									
	1	273	50	160	17	28	5	0	13
	2	322	66	171	17	44	14	1	9
	3	261	51	158	14	26	9	0	3
	4	241	48	138	19	23	3	1	9
	5	222	57	116	19	17	8	0	5
	6	197	43	107	14	26	4	0	3
	7	282	64	143	30	28	7	0	10
	8	255	53	139	27	24	4	0	8
	9	228	53	126	21	23	2	0	3
	10	229	43	124	23	30	5	1	3
	11	119	34	57	8	13	3	0	4
	12	150	37	72	13	18	3	0	7
	13	241	44	142	13	36	0	0	6
	14	218	43	133	18	19	3	0	2
	15	245	43	150	21	23	4	1	3
	16	190	36	109	16	21	4	0	4
	17	360	70	216	25	33	4	0	12
	18	324	63	207	19	25	5	0	5
	19	228	55	124	16	16	7	0	10
	20	236	45	122	16	36	6	0	11
	21	231	49	121	14	30	8	0	9
	22	212	45	133	17	10	3	0	4
	23	424	81	253	25	36	7	0	22
	24	415	69	251	28	39	7	0	21
	25	268	49	146	28	29	11	0	5
	26	250	61	137	14	25	7	0	6
	27	358	71	213	20	37	4	0	13
	28	342	37	212	26	49	8	1	9
	29	318	78	170	16	40	6	0	8
	30	207	49	118	11	21	3	0	5
	31	232	51	130	7	28	7	0	9
	32	265	57	130	29	27	11	0	11
	33	345	49	218	26	42	2	0	8
	34	310	73	164	23	40	5	0	5
	35	317	54	177	19	44	10	0	13
	36	355	64	228	15	21	7	0	20
	37	209	35	116	21	32	3	0	2
	38	340	78	186	21	41	9	0	5
	39	192	41	113	10	20	2	1	5
	40	223	56	131	12	14	1	0	9
	41	282	46	180	11	30	8	0	7
	42	263	58	149	21	21	4	0	10
	43	266	35	162	14	46	4	0	5
	44	414	73	271	22	29	6	0	13
	45	405	64	258	29	36	7	0	11
	46	171	35	86	16	21	4	0	9
	47	297	70	153	19	39	10	0	6

STATE SENATOR
56TH DISTRICT
DETAIL

LEGISLATIVE DISTRICT OR TOWN	ELECTION DISTRICT	TOTAL VOTERS	ROBIN	JOSEPH	JOSEPH	JOSEPH	ROBIN	SCATTER	BLANK AND VOID
			WILT	E. ROBACH	E. ROBACH	E. ROBACH	WILT		
			DEM	REP	IND	CON	WOR		
Greece									
	48	223	37	132	13	23	7	0	11
	49	240	50	140	13	23	3	1	10
	50	291	59	163	16	40	4	1	8
	51	191	39	112	15	14	0	0	11
	52	355	61	202	22	49	8	3	10
	53	235	70	115	17	22	2	0	9
	54	337	53	179	40	38	7	2	18
	55	245	43	139	19	35	2	1	6
	56	359	69	211	27	42	4	0	6
	57	299	61	174	14	33	4	0	13
	58	374	75	217	33	36	6	0	7
	59	171	56	78	9	10	7	0	11
	60	228	55	125	17	22	4	1	4
	61	291	53	162	26	36	2	0	12
	62	326	66	185	25	33	6	0	11
	63	317	68	154	26	45	13	1	10
	64	235	49	141	18	15	7	0	5
	65	256	47	154	22	9	7	0	17
	66	167	33	99	11	14	8	0	2
	67	262	43	155	18	26	5	0	15
	68	359	58	207	29	51	7	0	7
	69	202	44	123	9	19	1	0	6
	70	605	115	362	39	64	13	0	12
	71	358	68	214	30	29	7	0	10
	72	356	73	208	22	45	4	0	4
	73	166	30	86	11	22	3	0	14
	74	251	84	117	17	15	9	0	9
	75	228	43	142	14	17	4	0	8
	76	238	45	155	13	20	1	0	4
	77	346	72	216	21	22	7	0	8
	78	206	37	133	10	16	4	0	6
	79	460	59	294	39	48	8	1	11
	80	392	61	253	25	38	4	0	11
	81	193	33	132	9	11	1	0	7
	82	235	68	119	16	12	8	0	12
	83	189	45	113	5	16	6	0	4
	84	347	65	198	22	40	7	1	14
	85	383	67	233	23	42	5	0	13
	86	436	81	271	29	46	2	0	7
	87	283	62	163	14	36	3	0	5
	88	287	58	170	21	31	5	1	1
	89	250	35	158	17	30	3	1	6
	90	323	50	199	13	40	10	1	10
	91	558	106	337	34	57	11	0	13
	92	417	87	235	33	42	9	1	10
	93	417	100	219	41	35	8	0	14
	94	294	62	160	24	38	3	0	7

STATE SENATOR
56TH DISTRICT
DETAIL

LEGISLATIVE DISTRICT OR TOWN	ELECTION DISTRICT	TOTAL VOTERS	ROBIN	JOSEPH	JOSEPH	JOSEPH	ROBIN	SCATTER	BLANK AND VOID
			WILT DEM	E. ROBACH REP	E. ROBACH IND	E. ROBACH CON	WILT WOR		
Greece									
	95	213	46	134	11	12	4	0	6
	96	388	82	222	22	43	5	0	14
	97	551	108	331	34	45	12	2	19
	98	393	69	210	34	55	13	0	12
	99	336	50	201	22	48	5	0	10
	100	419	69	254	37	45	5	0	9
	101	222	38	136	15	23	5	0	5
	102	407	56	246	31	59	7	0	8
	103	355	70	197	25	56	2	0	5
	104	365	80	208	31	34	5	0	7
	105	235	30	156	18	21	7	0	3
	106	264	41	164	17	29	7	0	6
	107	211	43	128	12	23	1	0	4
	108	183	36	110	10	18	1	0	8
	109	377	59	223	36	38	4	1	16
		<u>31,832</u>	<u>6,198</u>	<u>18,494</u>	<u>2,216</u>	<u>3,352</u>	<u>606</u>	<u>25</u>	<u>941</u>
Greece Parma									
	1	383	53	223	25	55	8	0	19
	2	440	64	269	26	58	7	0	16
	3	317	44	200	17	42	4	0	10
	4	350	61	207	17	48	7	0	10
	5	254	44	152	19	25	10	0	4
	6	162	22	104	7	22	3	0	4
	7	356	50	220	18	41	16	0	11
	8	504	82	311	30	63	7	1	10
	9	357	62	219	19	43	9	0	5
	10	366	53	218	21	55	8	0	11
	11	394	75	213	33	43	16	0	14
	12	368	72	212	27	44	6	0	7
	13	586	105	343	47	65	10	0	16
	14	274	43	150	18	45	9	0	9
	15	363	51	208	35	45	10	1	13
		<u>5,474</u>	<u>881</u>	<u>3,249</u>	<u>359</u>	<u>694</u>	<u>130</u>	<u>2</u>	<u>159</u>
Parma TOWNS									
		<u>50,964</u>	<u>12,868</u>	<u>27,160</u>	<u>3,245</u>	<u>4,684</u>	<u>1,264</u>	<u>35</u>	<u>1,708</u>
GRAND TOTAL:									
		<u>79,038</u>	<u>26,136</u>	<u>35,890</u>	<u>4,837</u>	<u>5,779</u>	<u>2,542</u>	<u>58</u>	<u>3,796</u>

STATE SENATOR
62ND DISTRICT
SUMMARY

LEGISLATIVE DISTRICT OR TOWN	TOTAL VOTERS	AMY HOPE WITRYOL	GEORGE D. MAZIARZ	GEORGE D. MAZIARZ	GEORGE D. MAZIARZ	GEORGE D. MAZIARZ	SCATTER	BLANK AND VOID
		DEM	REP	IND	CON	WOR		
Leg. Dist. 27	205	113	42	0	9	8	0	33
Leg. Dist. 28	1,924	1,073	433	51	97	39	3	228
CITY	2,129	1,186	475	51	106	47	3	261
Clarkson	2,100	573	1,042	94	245	39	1	106
Gates	8,926	3,367	3,667	282	649	182	1	778
Hamlin	2,778	730	1,462	127	303	45	2	109
Ogden	6,859	2,020	3,257	311	788	99	1	383
Sweden	3,445	1,210	1,567	137	319	53	1	158
TOWNS	24,108	7,900	10,995	951	2,304	418	6	1,534
GRAND TOTAL:	26,237	9,086	11,470	1,002	2,410	465	9	1,795

STATE SENATOR
62ND DISTRICT
DETAIL

LEGISLATIVE DISTRICT OR TOWN	ELECTION DISTRICT	TOTAL VOTERS	AMY HOPE WITRYOL	GEORGE D. MAZIARZ	GEORGE D. MAZIARZ	GEORGE D. MAZIARZ	GEORGE D. MAZIARZ	SCATTER	BLANK AND VOID
			DEM	REP	IND	CON	WOR		
Leg. Dist. 27	27	205	113	42	0	9	8	0	33
Leg. Dist. 27		205	113	42	0	9	8	0	33
Leg. Dist. 28	1	165	100	32	4	8	2	0	19
	2	170	78	50	4	7	4	0	27
	4	213	123	45	5	3	3	1	33
	5	123	59	38	3	10	1	0	12
	6	142	81	34	2	8	2	0	15
	7	263	158	56	6	8	10	0	25
	9	108	48	31	3	6	3	0	17
	10	91	46	15	7	9	5	1	8
	11	164	95	38	3	12	2	0	14
	13/25	132	86	21	2	8	2	0	13
	14	143	83	25	6	8	3	0	18
	16	151	83	37	4	3	2	1	21
	17	59	33	11	2	7	0	0	6
Leg. Dist. 28		1,924	1,073	433	51	97	39	3	228
CITY		2,129	1,186	475	51	106	47	3	261
Clarkson	1	396	101	203	23	49	7	1	12
	2	293	71	149	13	34	6	0	20
	3	364	110	170	17	38	7	0	22
	4	477	136	249	17	48	5	0	22
	5	306	72	150	12	47	8	0	17
	6	264	83	121	12	29	6	0	13
Clarkson		2,100	573	1,042	94	245	39	1	106
Gates	1	197	76	82	6	21	1	0	11
	2	257	101	103	11	8	4	0	30
	3	222	89	80	8	20	1	0	24
	4	269	100	107	6	25	2	0	29
	5	357	144	156	11	18	3	0	25
	6	267	105	110	9	14	5	0	24
	7	476	176	204	19	38	14	0	25
	8	212	62	111	3	9	7	1	19
	9	304	122	120	14	9	4	0	35
	10	168	71	69	1	16	0	0	11
	11	214	90	78	8	16	6	0	16
	12	187	74	76	4	11	6	0	16
	13	266	97	94	6	22	10	0	37
	14	218	71	93	8	12	3	0	31
	15	401	161	159	11	28	6	0	36
	16	218	89	86	2	17	4	0	20
	17	256	97	101	14	22	4	0	18
	18	307	98	141	11	31	4	0	22

STATE SENATOR
62ND DISTRICT
DETAIL

LEGISLATIVE DISTRICT OR TOWN	ELECTION DISTRICT	TOTAL VOTERS	AMY HOPE WITRYOL	GEORGE D. MAZIARZ	GEORGE D. MAZIARZ	GEORGE D. MAZIARZ	GEORGE D. MAZIARZ	SCATTER	BLANK AND VOID
			DEM	REP	IND	CON	WOR		
Gates									
	19	269	83	128	6	24	6	0	22
	20	259	107	95	4	12	6	0	35
	21	254	89	107	8	18	7	0	25
	22	230	85	98	6	22	1	0	18
	23	263	100	105	11	22	6	0	19
	24	276	100	124	6	18	5	0	23
	25	230	78	98	10	18	6	0	20
	26	319	104	143	16	26	10	0	20
	27	313	137	107	2	26	11	0	30
	28	207	78	92	6	6	4	0	21
	29	246	113	79	7	23	3	0	21
	30	183	73	60	6	12	6	0	26
	31	209	64	97	7	15	4	0	22
	32	320	113	145	12	27	8	0	15
	33	124	66	37	3	7	5	0	6
	34	245	93	101	14	22	5	0	10
	35	183	61	81	6	14	5	0	16
Gates		8,926	3,367	3,667	282	649	182	1	778
Hamlin									
	1	270	92	117	19	27	2	0	13
	2	361	91	220	14	26	5	0	5
	3	236	59	113	16	35	3	0	10
	4	232	45	136	6	35	3	1	6
	5	253	42	143	19	28	8	0	13
	6	192	54	92	11	22	5	0	8
	7	422	121	217	16	41	7	1	19
	8	192	58	92	7	20	4	0	11
	9	194	45	108	11	18	3	0	9
	10	360	100	196	8	41	5	0	10
	11	66	23	28	0	10	0	0	5
Hamlin		2,778	730	1,462	127	303	45	2	109
Ogden									
	1	320	130	131	10	32	6	1	10
	2	363	101	166	23	45	10	0	18
	3	481	145	242	28	40	2	0	24
	4	313	94	139	10	41	8	0	21
	5	338	95	162	21	42	6	0	12
	6	408	132	198	13	41	6	0	18
	7	231	72	106	12	22	7	0	12
	8	329	93	177	5	28	3	0	23
	9	330	100	155	15	33	9	0	18
	10	316	106	134	12	44	3	0	17
	11	293	94	128	19	39	2	0	11
	12	388	111	182	25	38	6	0	26
	13	275	87	136	15	21	4	0	12
	14	304	76	149	19	31	8	0	21

STATE SENATOR
62ND DISTRICT
DETAIL

LEGISLATIVE DISTRICT OR TOWN	ELECTION DISTRICT	TOTAL VOTERS	AMY HOPE WITRYOL	GEORGE D. MAZIARZ	GEORGE D. MAZIARZ	GEORGE D. MAZIARZ	GEORGE D. MAZIARZ	SCATTER	BLANK AND VOID
			DEM	REP	IND	CON	WOR		
Ogden									
	15	429	107	209	23	57	1	0	32
	16	237	46	141	9	30	3	0	8
	17	288	75	143	8	29	4	0	29
	18	378	122	158	12	58	5	0	23
	19	434	117	217	19	52	3	0	26
	20	404	117	184	13	65	3	0	22
Ogden		6,859	2,020	3,257	311	788	99	1	383
Sweden									
	1	357	141	160	15	20	2	1	18
	2	181	76	78	5	12	6	0	4
	3	382	158	161	15	24	6	0	18
	4	412	142	198	17	35	6	0	14
	5	98	44	38	3	7	3	0	3
	6	308	105	132	15	30	3	0	23
	7	375	140	167	20	35	2	0	11
	8	270	75	139	13	28	6	0	9
	9	211	72	96	7	20	4	0	12
	10	444	120	226	12	56	7	0	23
	11	112	45	30	7	14	5	0	11
	12	295	92	142	8	38	3	0	12
Sweden		3,445	1,210	1,567	137	319	53	1	158
TOWNS		24,108	7,900	10,995	951	2,304	418	6	1,534
GRAND TOTAL:		26,237	9,086	11,470	1,002	2,410	465	9	1,795

MEMBER OF ASSEMBLY
130TH DISTRICT
SUMMARY

LEGISLATIVE DISTRICT OR TOWN	TOTAL VOTERS	DAVID R. NACHBAR DEM	SEAN T. HANNA REP	SEAN T. HANNA IND	SEAN T. HANNA CON	SCATTER	BLANK AND VOID
Henrietta	11,511	5,134	4,244	394	956	12	771
Mendon	4,015	1,474	1,769	169	383	2	218
Pittsford	12,715	5,459	5,430	347	816	11	652
GRAND TOTAL:	28,241	12,067	11,443	910	2,155	25	1,641

MEMBER OF ASSEMBLY
130TH DISTRICT
DETAIL

LEGISLATIVE DISTRICT OR TOWN	ELECTION DISTRICT	TOTAL VOTERS	DAVID R. NACHBAR DEM	SEAN T. HANNA REP	SEAN T. HANNA IND	SEAN T. HANNA CON	SCATTER	BLANK AND VOID
Henrietta	1	394	157	158	9	35	0	35
	2	256	102	97	12	34	0	11
	3	164	83	54	5	5	1	16
	4	338	199	89	11	23	0	16
	5	306	135	117	7	25	0	22
	6	298	119	122	8	29	0	20
	7	282	131	101	13	21	0	16
	8	310	141	122	13	14	1	19
	9	259	128	81	4	29	0	17
	10	292	109	129	15	23	0	16
	11	282	150	79	9	23	0	21
	12	290	126	116	9	23	0	16
	13	354	159	119	13	37	0	26
	14	241	104	97	5	15	1	19
	15	303	135	110	11	30	0	17
	16	209	80	92	7	17	0	13
	17	357	172	123	4	36	0	22
	18	343	168	114	11	23	1	26
	19	272	117	109	12	19	0	15
	20	391	149	162	13	40	3	24
	21	240	124	83	9	12	0	12
	22	449	215	166	13	27	0	28
	23	233	91	84	12	17	0	29
	24	332	159	109	14	28	2	20
	25	305	123	119	10	36	0	17
	26	560	230	205	27	57	0	41
	27	478	170	211	15	46	0	36
	28	378	164	145	15	28	1	25
	29	592	271	198	21	54	1	47
	30	580	269	201	16	52	0	42
	31	181	89	60	8	13	0	11
	32	453	218	175	14	28	0	18
	33	239	105	86	10	18	0	20
	34	172	84	61	4	8	1	14
	35	378	158	150	15	31	0	24
Henrietta		11,511	5,134	4,244	394	956	12	771
Mendon	1	558	198	252	27	55	1	25
	2	420	170	163	26	36	0	25
	3	551	189	261	18	59	0	24
	4	405	175	162	14	34	1	19
	5	490	172	224	18	51	0	25
	6	460	163	196	20	53	0	28

MEMBER OF ASSEMBLY
130TH DISTRICT
DETAIL

LEGISLATIVE DISTRICT OR TOWN	ELECTION DISTRICT	TOTAL VOTERS	DAVID R. NACHBAR	SEAN T. HANNA	SEAN T. HANNA	SEAN T. HANNA	SCATTER	BLANK AND VOID
			DEM	REP	IND	CON		
Mendon	7	533	187	238	21	47	0	40
	8	196	76	91	7	13	0	9
	9	402	144	182	18	35	0	23
Mendon		4,015	1,474	1,769	169	383	2	218
Pittsford	1	291	135	111	10	17	1	17
	2	319	167	105	11	27	0	9
	3	553	217	263	14	21	0	38
	4	424	187	178	14	31	0	14
	5	304	164	95	8	18	0	19
	6	251	141	66	8	12	0	24
	7	184	85	79	5	10	0	5
	8	408	135	214	7	34	0	18
	9	428	175	184	14	26	1	28
	10	448	179	213	14	21	1	20
	11	302	117	129	12	21	1	22
	12	360	152	154	8	25	0	21
	13	266	120	98	9	20	0	19
	14	480	201	213	11	42	1	12
	15	247	106	96	17	11	0	17
	16	286	131	110	6	23	1	15
	17	496	265	175	9	34	0	13
	18	351	174	129	8	16	0	24
	19	234	87	99	9	29	0	10
	20	383	170	169	6	22	1	15
	21	377	194	135	9	20	0	19
	22	470	221	186	12	31	1	19
	23	360	133	166	9	32	0	20
	24	479	196	228	11	27	1	16
	25	498	222	226	10	17	0	23
	26	360	145	168	7	25	0	15
	27	335	149	132	12	29	0	13
	28	362	130	168	9	16	1	38
	29	359	133	156	15	25	1	29
	30	322	128	156	6	16	0	16
	31	445	170	197	17	35	0	26
	32	389	180	158	9	21	0	21
	33	491	179	235	14	45	0	18
	34	453	171	239	7	17	0	19
Pittsford		12,715	5,459	5,430	347	816	11	652
GRAND TOTAL:		28,241	12,067	11,443	910	2,155	25	1,641

MEMBER OF ASSEMBLY
131ST DISTRICT
SUMMARY

LEGISLATIVE DISTRICT OR TOWN	TOTAL VOTERS	HARRY B. BRONSON	KENNETH R. KRAUS	KENNETH R. KRAUS	KENNETH R. KRAUS	HARRY B. BRONSON	SCATTER	BLANK AND VOID
		DEM	REP	IND	CON	WOR		
Leg. Dist. 21	2,419	1,499	412	62	104	134	2	206
Leg. Dist. 23	3,067	1,780	582	99	138	242	7	219
Leg. Dist. 24	3,911	2,340	711	118	120	373	8	241
Leg. Dist. 25	1,160	739	167	29	27	90	1	107
Leg. Dist. 26	240	146	42	5	16	17	0	14
Leg. Dist. 28	2,170	1,375	363	52	97	80	1	202
Leg. Dist. 29	2,949	1,926	485	70	116	94	3	255
CITY	15,916	9,805	2,762	435	618	1,030	22	1,244
Chili	10,449	3,405	4,521	346	1,112	305	4	756
Riga	2,247	556	1,136	99	278	44	0	134
Rush	1,664	503	784	64	151	46	0	116
Wheatland	1,799	571	785	77	199	53	1	113
TOWNS	16,159	5,035	7,226	586	1,740	448	5	1,119
GRAND TOTAL:	32,075	14,840	9,988	1,021	2,358	1,478	27	2,363

MEMBER OF ASSEMBLY
131ST DISTRICT
DETAIL

LEGISLATIVE DISTRICT OR TOWN	ELECTION DISTRICT	TOTAL VOTERS	HARRY B. BRONSON	KENNETH R. KRAUS	KENNETH R. KRAUS	KENNETH R. KRAUS	HARRY B. BRONSON	SCATTER	BLANK AND VOID
			DEM	REP	IND	CON	WOR		
Leg. Dist. 21									
	3	137	85	21	0	8	5	0	18
	4	146	97	16	2	5	5	1	20
	5/16	306	155	75	12	24	16	0	24
	6	236	150	44	1	3	20	0	18
	9	244	141	52	9	12	12	0	18
	12	299	182	54	10	12	20	0	21
	13	138	92	10	6	5	20	1	4
	15	247	154	45	10	10	8	0	20
	17/28	202	118	37	4	5	9	0	29
	21	201	139	21	4	9	8	0	20
	29	59	48	6	2	2	0	0	1
	31/34	90	65	11	1	1	6	0	6
	32	10	7	2	0	0	1	0	0
	33	104	66	18	1	8	4	0	7
Leg. Dist. 21		2,419	1,499	412	62	104	134	2	206
Leg. Dist. 23									
	1	127	65	36	3	5	10	0	8
	2	285	178	47	5	11	25	1	18
	3	156	94	24	10	5	13	0	10
	5	217	124	44	7	6	15	1	20
	6	148	85	33	6	9	5	0	10
	7	238	130	48	5	10	26	0	19
	8	232	139	41	8	7	19	0	18
	9	159	88	40	5	2	14	0	10
	10	211	119	35	8	11	17	1	20
	11	247	140	53	7	10	25	2	10
	13	187	100	31	5	21	17	1	12
	14	201	118	32	5	12	19	0	15
	15	147	86	28	6	8	3	0	16
	16	201	125	35	10	7	15	1	8
	20	311	189	55	9	14	19	0	25
Leg. Dist. 23		3,067	1,780	582	99	138	242	7	219
Leg. Dist. 24									
	1	342	207	47	9	14	53	2	10
	2	278	170	54	7	7	31	1	8
	3	270	180	38	8	5	30	0	9
	4	287	188	37	8	7	30	0	17
	5	271	153	67	10	12	13	0	16
	6	187	101	43	7	8	19	0	9
	7	167	90	46	3	4	9	0	15
	8	242	137	54	8	11	18	0	14
	9	189	99	54	4	11	7	1	13
	10	283	167	29	14	2	48	1	22

MEMBER OF ASSEMBLY
131ST DISTRICT
DETAIL

LEGISLATIVE DISTRICT OR TOWN	ELECTION DISTRICT	TOTAL VOTERS	HARRY B. BRONSON	KENNETH R. KRAUS	KENNETH R. KRAUS	KENNETH R. KRAUS	HARRY B. BRONSON	SCATTER	BLANK AND VOID
			DEM	REP	IND	CON	WOR		
Leg. Dist. 24									
	11	112	65	33	2	2	0	0	10
	12	72	44	15	3	1	1	0	8
	13	253	163	26	6	10	36	0	12
	14	277	181	35	9	3	32	1	16
	15	339	203	56	10	11	21	2	36
	16	239	126	53	6	10	25	0	19
	17	103	66	24	4	2	0	0	7
Leg. Dist. 24		3,911	2,340	711	118	120	373	8	241
Leg. Dist. 25									
	6	204	132	16	7	4	20	0	25
	12	298	188	46	9	10	29	1	15
	14/24	314	206	54	7	3	22	0	22
	16	28	13	3	1	1	4	0	6
	18	280	170	45	5	9	14	0	37
	23	36	30	3	0	0	1	0	2
Leg. Dist. 25		1,160	739	167	29	27	90	1	107
Leg. Dist. 26									
	1/13	161	99	27	2	12	9	0	12
	2	79	47	15	3	4	8	0	2
Leg. Dist. 26		240	146	42	5	16	17	0	14
Leg. Dist. 28									
	1	165	104	31	5	10	2	0	13
	4	213	136	37	5	3	5	1	26
	5	123	67	31	2	9	4	0	10
	7	263	177	43	6	10	10	0	17
	8	190	139	18	4	4	2	0	23
	10	91	39	20	5	13	6	0	8
	11	164	96	33	6	8	8	0	13
	13/25	132	91	19	2	7	2	0	11
	14	143	88	27	4	8	8	0	8
	15	69	45	10	1	1	0	0	12
	16	151	100	25	1	4	5	0	16
	21	164	88	31	5	9	15	0	16
	22	73	56	9	1	2	1	0	4
	23	200	129	27	4	8	12	0	20
	24	29	20	2	1	1	0	0	5
Leg. Dist. 28		2,170	1,375	363	52	97	80	1	202
Leg. Dist. 29									
	1	28	19	4	1	1	2	0	1
	3	148	107	18	2	4	4	0	13
	4	212	120	45	8	8	11	0	20
	5	189	115	46	5	9	5	0	9

MEMBER OF ASSEMBLY
131ST DISTRICT
DETAIL

LEGISLATIVE DISTRICT OR TOWN	ELECTION DISTRICT	TOTAL VOTERS	HARRY B. BRONSON	KENNETH R. KRAUS	KENNETH R. KRAUS	KENNETH R. KRAUS	HARRY B. BRONSON	SCATTER	BLANK AND VOID
			DEM	REP	IND	CON	WOR		
Leg. Dist. 29									
	6	150	89	34	4	9	1	0	13
	7	18	15	1	0	0	0	0	2
	8	191	132	29	4	5	6	0	15
	9	169	106	33	4	5	6	1	14
	11	148	96	30	3	8	1	0	10
	12	165	118	18	6	7	5	0	11
	14	176	125	23	4	7	5	1	11
	18	227	128	44	7	16	14	0	18
	19	159	102	26	2	3	9	0	17
	21	239	153	36	6	12	12	0	20
	22	128	104	3	2	1	1	0	17
	23	169	122	14	0	4	3	1	25
	24	212	139	32	5	13	5	0	18
	25	221	136	49	7	4	4	0	21
Leg. Dist. 29		2,949	1,926	485	70	116	94	3	255
CITY		15,916	9,805	2,762	435	618	1,030	22	1,244
Chili									
	1	262	94	110	11	24	6	0	17
	2	395	108	175	15	54	15	0	28
	3	412	146	180	11	40	14	1	20
	4	231	68	99	6	33	4	0	21
	5	295	87	132	8	27	14	0	27
	6	324	89	155	9	33	12	0	26
	7	160	62	63	6	13	4	0	12
	8	317	86	148	12	42	14	0	15
	9	307	109	138	11	21	11	0	17
	10	229	45	114	6	41	9	1	13
	11	273	91	124	3	28	9	0	18
	12	323	112	148	4	26	9	0	24
	13	450	131	224	14	46	10	1	24
	14	338	78	164	23	51	5	0	17
	15	292	86	128	5	36	4	0	33
	16	429	131	195	12	50	9	0	32
	17	728	232	324	21	92	14	0	45
	18	322	93	144	12	30	9	0	34
	19	322	119	141	8	22	9	0	23
	20	444	185	165	11	42	7	0	34
	21	234	79	99	9	21	5	0	21
	22	238	117	64	11	20	11	1	14
	23	259	75	122	6	29	6	0	21
	24	703	241	273	32	59	31	0	67
	25	228	115	66	7	17	5	0	18

MEMBER OF ASSEMBLY
131ST DISTRICT
DETAIL

LEGISLATIVE DISTRICT OR TOWN	ELECTION DISTRICT	TOTAL VOTERS	HARRY B. BRONSON	KENNETH R. KRAUS	KENNETH R. KRAUS	KENNETH R. KRAUS	HARRY B. BRONSON	SCATTER	BLANK AND VOID
			DEM	REP	IND	CON	WOR		
Chili									
	26	397	120	174	14	56	9	0	24
	27	310	91	120	20	43	10	0	26
	28	261	103	102	10	22	3	0	21
	29	228	70	99	9	21	12	0	17
	30	153	58	54	6	22	4	0	9
	31	14	6	6	0	0	1	0	1
	32	266	68	137	9	26	7	0	19
	33	305	110	134	5	25	13	0	18
Chili		10,449	3,405	4,521	346	1,112	305	4	756
Riga									
	1	493	134	232	28	55	16	0	28
	2	401	97	200	20	51	9	0	24
	3	290	96	132	12	22	4	0	24
	4	376	102	202	11	38	6	0	17
	5	348	62	202	12	49	6	0	17
	6	339	65	168	16	63	3	0	24
Riga		2,247	556	1,136	99	278	44	0	134
Rush									
	1	429	124	199	17	41	10	0	38
	2	327	104	167	14	20	5	0	17
	3	463	153	201	13	40	17	0	39
	4	445	122	217	20	50	14	0	22
Rush		1,664	503	784	64	151	46	0	116
Wheatland									
	1	334	115	129	15	44	15	0	16
	2	340	99	155	17	35	8	0	26
	3	418	154	160	21	37	18	1	27
	4	317	93	144	13	35	5	0	27
	5	390	110	197	11	48	7	0	17
Wheatland		1,799	571	785	77	199	53	1	113
TOWNS		16,159	5,035	7,226	586	1,740	448	5	1,119
GRAND TOTAL:		32,075	14,840	9,988	1,021	2,358	1,478	27	2,363

MEMBER OF ASSEMBLY
132ND DISTRICT
SUMMARY

LEGISLATIVE DISTRICT OR TOWN	TOTAL VOTERS	JOSEPH D. MORELLE	MARK S. SCUDERI	JOSEPH D. MORELLE	SCATTER	BLANK AND VOID
		DEM	REP	IND		
Leg. Dist. 06	1,566	703	613	103	1	146
Leg. Dist. 07	850	409	307	61	1	72
Leg. Dist. 21	2,076	1,187	570	143	4	172
Leg. Dist. 23	3,367	1,914	1,024	166	6	257
Leg. Dist. 26	2,520	1,450	691	147	5	227
Leg. Dist. 28	210	127	49	12	1	21
CITY	10,589	5,790	3,254	632	18	895
Brighton	13,658	7,321	4,646	706	15	970
Irondequoit	19,353	9,046	7,872	1,145	13	1,277
TOWNS	33,011	16,367	12,518	1,851	28	2,247
GRAND TOTAL:	43,600	22,157	15,772	2,483	46	3,142

MEMBER OF ASSEMBLY
132ND DISTRICT
DETAIL

LEGISLATIVE DISTRICT OR TOWN	ELECTION DISTRICT	TOTAL VOTERS	JOSEPH D. MORELLE	MARK S. SCUDERI	JOSEPH D. MORELLE	SCATTER	BLANK AND VOID
			DEM	REP	IND		
Leg. Dist. 06							
	1	388	171	152	27	0	38
	2	175	90	55	10	0	20
	3	229	94	89	22	0	24
	4	274	128	107	16	0	23
	5	260	120	106	10	0	24
	6	240	100	104	18	1	17
Leg. Dist. 06		1,566	703	613	103	1	146
Leg. Dist. 07							
	1	388	160	167	30	1	30
	2	240	137	67	11	0	25
	3	222	112	73	20	0	17
Leg. Dist. 07		850	409	307	61	1	72
Leg. Dist. 21							
	1	280	146	81	32	1	20
	2	216	114	77	10	0	15
	7	370	231	94	23	0	22
	8	101	67	20	3	0	11
	10	343	192	104	21	0	26
	14	344	191	83	27	2	41
	20	127	78	31	8	0	10
	24	295	168	80	19	1	27
Leg. Dist. 21		2,076	1,187	570	143	4	172
Leg. Dist. 23							
	4	360	211	109	8	1	31
	12	323	197	86	17	0	23
	17	315	179	91	22	1	22
	18	323	170	105	26	0	22
	19	249	131	82	7	0	29
	21	266	136	86	15	2	27
	22	211	123	65	6	0	17
	24	274	167	80	15	0	12
	25	394	240	108	20	2	24
	26	439	258	137	15	0	29
	27	213	102	75	15	0	21
Leg. Dist. 23		3,367	1,914	1,024	166	6	257
Leg. Dist. 26							
	3	153	72	55	11	0	15
	4	224	112	81	15	0	16
	5	165	89	47	13	0	16
	7	185	118	44	12	0	11
	8	203	132	43	8	0	20
	9	235	119	83	7	0	26
	10	197	113	50	12	2	20
	11	217	117	66	18	0	16
	12	295	195	62	8	1	29

MEMBER OF ASSEMBLY
132ND DISTRICT
DETAIL

LEGISLATIVE DISTRICT OR TOWN	ELECTION DISTRICT	TOTAL VOTERS	JOSEPH D. MORELLE	MARK S. SCUDERI	JOSEPH D. MORELLE	SCATTER	BLANK AND VOID
			DEM	REP	IND		
Leg. Dist. 26							
	14	184	104	47	18	1	14
	15	208	122	55	12	1	18
	16	251	157	56	12	0	26
	17	3	0	2	1	0	0
Leg. Dist. 26		2,520	1,450	691	147	5	227
Leg. Dist. 28							
	18/19	210	127	49	12	1	21
Leg. Dist. 28		210	127	49	12	1	21
CITY		10,589	5,790	3,254	632	18	895
Brighton							
	1	376	218	116	16	0	26
	2	257	124	94	17	0	22
	3	287	149	93	19	0	26
	4	316	200	78	17	1	20
	5	340	212	95	13	0	20
	6	444	220	170	21	1	32
	7	238	121	85	17	1	14
	8	356	144	184	14	0	14
	9	335	169	124	22	1	19
	10	375	198	137	11	0	29
	11	399	183	162	26	0	28
	12	447	230	159	15	0	43
	13	269	132	98	15	1	23
	14	196	112	59	9	0	16
	15	277	145	99	16	0	17
	16	236	75	136	14	0	11
	17	134	104	18	3	0	9
	18	320	196	89	12	0	23
	19	220	129	71	11	0	9
	20	218	117	69	8	0	24
	21	274	149	87	19	0	19
	22	345	199	116	14	0	16
	23	277	152	93	11	2	19
	24	385	185	156	18	1	25
	25	266	147	81	19	0	19
	26	247	125	78	18	1	25
	27	270	158	80	10	0	22
	28	396	213	134	20	0	29
	29	275	121	116	21	0	17
	30	507	287	149	27	0	44
	31	283	156	91	16	0	20
	32	374	208	108	25	0	33
	33	365	196	123	21	0	25
	34	311	136	126	22	1	26
	35	282	168	81	15	1	17

MEMBER OF ASSEMBLY
132ND DISTRICT
DETAIL

LEGISLATIVE DISTRICT OR TOWN	ELECTION DISTRICT	TOTAL VOTERS	JOSEPH D. MORELLE	MARK S. SCUDERI	JOSEPH D. MORELLE	SCATTER	BLANK AND VOID
			DEM	REP	IND		
Brighton							
	36	163	82	47	12	0	22
	37	326	211	76	13	0	26
	38	352	192	130	15	0	15
	39	273	135	105	18	0	15
	40	482	277	149	20	1	35
	41	315	182	97	16	2	18
	42	103	59	34	4	0	6
	43	289	155	104	14	1	15
	44	106	59	35	3	0	9
	45	181	95	63	13	0	10
	46	171	96	51	6	0	18
Brighton		13,658	7,321	4,646	706	15	970
Irondequoit							
	1	313	149	129	13	0	22
	2	211	98	94	10	0	9
	3	319	155	112	27	0	25
	4	281	113	126	19	0	23
	5	254	140	81	17	0	16
	6	481	223	202	26	0	30
	7	430	183	198	24	1	24
	8	299	104	162	16	0	17
	9	310	132	145	19	0	14
	10	340	132	187	11	0	10
	11	179	80	74	11	0	14
	12	239	100	94	25	0	20
	13	420	212	150	22	0	36
	14	391	166	174	21	0	30
	15	392	140	205	20	0	27
	16	372	178	151	14	0	29
	17	196	92	79	10	0	15
	18	302	129	139	22	0	12
	19	331	202	83	21	1	24
	20	281	112	135	18	0	16
	21	311	142	114	28	1	26
	22	350	174	137	9	0	30
	23	292	162	94	27	0	9
	24	270	122	107	18	0	23
	25	284	140	109	19	0	16
	26	213	122	71	6	0	14
	27	193	82	89	13	0	9
	28	234	110	99	9	0	16
	29	232	120	78	20	0	14
	30	277	121	115	26	0	15
	31	306	153	115	18	0	20
	32	291	131	112	21	1	26
	33	224	90	105	16	0	13

MEMBER OF ASSEMBLY
132ND DISTRICT
DETAIL

LEGISLATIVE DISTRICT OR TOWN	ELECTION DISTRICT	TOTAL VOTERS	JOSEPH D. MORELLE	MARK S. SCUDERI	JOSEPH D. MORELLE	SCATTER	BLANK AND VOID
			DEM	REP	IND		
Irondequoit	34	445	164	224	32	0	25
	35	198	99	70	14	0	15
	36	154	80	57	2	0	15
	37	259	110	106	22	0	21
	38	183	107	57	9	0	10
	39	142	82	42	6	0	12
	40	191	83	85	16	0	7
	41	294	157	91	22	0	24
	42	325	129	154	24	0	18
	43	222	111	80	16	0	15
	44	556	252	243	29	0	32
	45	241	118	88	20	0	15
	46	298	123	134	11	0	30
	47	110	52	50	4	1	3
	48	297	128	129	18	2	20
	49	277	116	125	15	0	21
	50	189	94	69	16	0	10
	51	398	174	175	22	0	27
	52	323	182	96	25	0	20
	53	254	136	95	14	0	9
	54	95	55	28	5	0	7
	55	291	148	102	17	0	24
	56	263	134	104	8	0	17
	57	401	183	166	28	0	24
	58	327	161	136	11	0	19
	59	269	125	97	26	1	20
	60	303	145	121	14	1	22
	61	361	156	168	17	1	19
	62	323	124	154	19	1	25
	63	234	107	102	12	0	13
	64	169	86	68	5	0	10
	65	198	109	69	9	0	11
	66	135	89	33	2	0	11
	67	252	120	96	12	1	23
	68	260	129	105	11	1	14
	69	111	77	18	5	0	11
	70	95	42	38	7	0	8
	71/72	92	50	32	4	0	6
Irondequoit		19,353	9,046	7,872	1,145	13	1,277
TOWNS		33,011	16,367	12,518	1,851	28	2,247
GRAND TOTAL:		43,600	22,157	15,772	2,483	46	3,142

MEMBER OF ASSEMBLY
133RD DISTRICT
SUMMARY

LEGISLATIVE DISTRICT OR TOWN	TOTAL VOTERS	DAVID F. GANTT DEM	SCATTER	BLANK AND VOID
Leg. Dist. 21	1,128	877	11	240
Leg. Dist. 22	2,388	1,934	11	443
Leg. Dist. 23	121	80	2	39
Leg. Dist. 25	2,770	2,257	23	490
Leg. Dist. 27	5,574	4,341	56	1,177
Leg. Dist. 28	656	428	3	225
Leg. Dist. 29	963	745	2	216
CITY	13,600	10,662	108	2,830
Gates	8,926	4,310	144	4,472
TOWNS	8,926	4,310	144	4,472
GRAND TOTAL:	<u>22,526</u>	<u>14,972</u>	<u>252</u>	<u>7,302</u>

MEMBER OF ASSEMBLY
133RD DISTRICT
DETAIL

<u>LEGISLATIVE DISTRICT OR TOWN</u>	<u>ELECTION DISTRICT</u>	<u>TOTAL VOTERS</u>	DAVID F. GANTT <u>DEM</u>	<u>SCATTER</u>	<u>BLANK AND VOID</u>
Leg. Dist. 21					
	11	170	128	0	42
	18	136	105	1	30
	19	68	49	0	19
	22	176	133	3	40
	23	135	96	2	37
	25	172	133	4	35
	26	155	137	0	18
	27	108	92	1	15
	30	8	4	0	4
Leg. Dist. 21		1,128	877	11	240
Leg. Dist. 22					
	1	133	101	0	32
	2	62	54	0	8
	3	132	98	0	34
	4	57	47	0	10
	5	120	101	1	18
	6	124	103	0	21
	7	75	71	0	4
	8	142	105	1	36
	9	105	90	0	15
	10	97	82	0	15
	11	116	91	3	22
	12	88	77	1	10
	13	54	47	0	7
	14	138	108	1	29
	15	130	115	0	15
	16	50	39	0	11
	17	64	51	0	13
	18	79	49	1	29
	19	91	77	1	13
	20	122	106	0	16
	21	89	70	0	19
	22	142	114	1	27
	23	103	88	0	15
	24	75	50	1	24
Leg. Dist. 22		2,388	1,934	11	443
Leg. Dist. 23					
	23	121	80	2	39
Leg. Dist. 23		121	80	2	39
Leg. Dist. 25					
	1	253	189	5	59
	2	184	156	3	25
	3	269	230	2	37
	4	32	25	0	7

MEMBER OF ASSEMBLY
133RD DISTRICT
DETAIL

<u>LEGISLATIVE DISTRICT OR TOWN</u>	<u>ELECTION DISTRICT</u>	<u>TOTAL VOTERS</u>	DAVID F. GANTT <u>DEM</u>	<u>SCATTER</u>	<u>BLANK AND VOID</u>
Leg. Dist. 25					
	5	213	158	4	51
	7	197	176	0	21
	8	225	198	0	27
	9	136	117	0	19
	10	171	149	1	21
	11	135	123	0	12
	13	186	163	0	23
	15	134	114	0	20
	17	100	89	0	11
	19/21	98	57	2	39
	20/25	281	200	2	79
	22	<u>156</u>	<u>113</u>	<u>4</u>	<u>39</u>
Leg. Dist. 25		2,770	2,257	23	490
Leg. Dist. 27					
	1	283	214	4	65
	2	282	200	1	81
	3	235	178	1	56
	4	296	217	5	74
	5	281	225	0	56
	6	220	179	0	41
	7	264	193	3	68
	8	219	184	0	35
	9	285	203	7	75
	10	244	162	5	77
	11	264	205	7	52
	12	217	164	1	52
	13	220	187	1	32
	14	190	154	2	34
	15	209	161	0	48
	16	269	209	1	59
	17	121	94	2	25
	18	174	148	1	25
	19	242	195	3	44
	20	131	118	0	13
	21	125	110	1	14
	22	298	258	4	36
	23	145	115	4	26
	27	205	144	1	60
	28	<u>155</u>	<u>124</u>	<u>2</u>	<u>29</u>
Leg. Dist. 27		5,574	4,341	56	1,177
Leg. Dist. 28					
	2	170	95	2	73
	3	92	71	0	21
	6	142	89	1	52
	9	108	64	0	44

MEMBER OF ASSEMBLY
133RD DISTRICT
DETAIL

LEGISLATIVE DISTRICT OR TOWN	ELECTION DISTRICT	TOTAL VOTERS	DAVID F. GANTT DEM	SCATTER	BLANK AND VOID
Leg. Dist. 28					
	12	85	67	0	18
	17	59	42	0	17
Leg. Dist. 28		<u>656</u>	<u>428</u>	<u>3</u>	<u>225</u>
Leg. Dist. 29					
	2	53	41	0	12
	10	166	119	0	47
	13	127	108	0	19
	15	129	91	0	38
	16	80	58	1	21
	17	2	1	0	1
	20	219	171	1	47
	26	112	94	0	18
	27	75	62	0	13
Leg. Dist. 29		<u>963</u>	<u>745</u>	<u>2</u>	<u>216</u>
CITY		<u>13,600</u>	<u>10,662</u>	<u>108</u>	<u>2,830</u>
Gates					
	1	197	105	4	88
	2	257	129	3	125
	3	222	108	1	113
	4	269	126	4	139
	5	357	170	0	187
	6	267	128	1	138
	7	476	211	10	255
	8	212	91	4	117
	9	304	173	7	124
	10	168	81	6	81
	11	214	111	6	97
	12	187	105	1	81
	13	266	140	9	117
	14	218	110	2	106
	15	401	190	5	206
	16	218	119	3	96
	17	256	123	2	131
	18	307	121	3	183
	19	269	114	3	152
	20	259	141	7	111
	21	254	120	4	130
	22	230	93	3	134
	23	263	95	8	160
	24	276	141	4	131
	25	230	94	5	131
	26	319	154	5	160
	27	313	155	4	154
	28	207	95	8	104

MEMBER OF ASSEMBLY
133RD DISTRICT
DETAIL

<u>LEGISLATIVE DISTRICT OR TOWN</u>	<u>ELECTION DISTRICT</u>	<u>TOTAL VOTERS</u>	DAVID F. GANTT <u>DEM</u>	<u>SCATTER</u>	<u>BLANK AND VOID</u>
Gates					
	29	246	137	2	107
	30	183	97	3	83
	31	209	93	3	113
	32	320	163	4	153
	33	124	75	2	47
	34	245	119	3	123
	35	183	83	5	95
Gates		<u>8,926</u>	<u>4,310</u>	<u>144</u>	<u>4,472</u>
TOWNS		<u>8,926</u>	<u>4,310</u>	<u>144</u>	<u>4,472</u>
GRAND TOTAL:		<u><u>22,526</u></u>	<u><u>14,972</u></u>	<u><u>252</u></u>	<u><u>7,302</u></u>

MEMBER OF ASSEMBLY
134TH DISTRICT
SUMMARY

LEGISLATIVE DISTRICT OR TOWN	TOTAL VOTERS	DAVID G. ZIMMERMAN DEM	BILL REILICH REP	BILL REILICH IND	BILL REILICH CON	SCATTER	BLANK AND VOID
Greece	31,832	9,108	15,780	1,610	3,236	28	2,070
Ogden	6,859	1,776	3,474	370	814	0	425
Sweden	3,445	1,114	1,634	158	331	1	207
GRAND TOTAL:	<u>42,136</u>	<u>11,998</u>	<u>20,888</u>	<u>2,138</u>	<u>4,381</u>	<u>29</u>	<u>2,702</u>

MEMBER OF ASSEMBLY
134TH DISTRICT
DETAIL

LEGISLATIVE DISTRICT OR TOWN	ELECTION DISTRICT	TOTAL VOTERS	DAVID G. ZIMMERMAN	BILL REILICH	BILL REILICH	BILL REILICH	SCATTER	BLANK AND VOID
			DEM	REP	IND	CON		
Greece								
	1	273	72	137	13	27	3	21
	2	322	82	164	14	41	1	20
	3	261	72	141	7	26	0	15
	4	241	68	117	15	22	1	18
	5	222	78	95	16	18	0	15
	6	197	53	99	13	24	0	8
	7	282	90	122	24	29	0	17
	8	255	69	120	21	24	0	21
	9	228	71	113	16	19	0	9
	10	229	68	100	22	25	0	14
	11	119	44	50	5	11	0	9
	12	150	56	63	7	18	0	6
	13	241	72	115	8	35	0	11
	14	218	70	107	15	18	0	8
	15	245	56	132	12	26	0	19
	16	190	49	94	12	20	0	15
	17	360	104	181	21	31	0	23
	18	324	92	179	16	25	1	11
	19	228	70	108	13	19	1	17
	20	236	60	109	14	38	0	15
	21	231	72	98	14	34	0	13
	22	212	62	114	9	10	0	17
	23	424	130	206	16	35	0	37
	24	415	104	218	17	41	0	35
	25	268	78	126	20	23	0	21
	26	250	81	118	8	25	0	18
	27	358	98	188	14	35	0	23
	28	342	81	185	16	46	1	13
	29	318	100	151	12	34	0	21
	30	207	71	98	4	19	0	15
	31	232	72	119	5	26	0	10
	32	265	96	101	18	26	0	24
	33	345	89	169	18	44	0	25
	34	310	89	151	18	38	0	14
	35	317	80	155	11	43	0	28
	36	355	115	175	16	21	0	28
	37	209	53	102	13	32	0	9
	38	340	100	158	16	41	0	25
	39	192	62	92	5	18	1	14
	40	223	77	110	12	13	0	11
	41	282	81	146	12	27	1	15
	42	263	84	122	20	21	0	16
	43	266	64	130	11	45	0	16
	44	414	93	251	12	31	1	26
	45	405	96	230	20	38	0	21
	46	171	50	76	14	19	0	12

MEMBER OF ASSEMBLY
134TH DISTRICT
DETAIL

LEGISLATIVE DISTRICT OR TOWN	ELECTION DISTRICT	TOTAL VOTERS	DAVID G. ZIMMERMAN	BILL REILICH	BILL REILICH	BILL REILICH	SCATTER	BLANK AND VOID
			DEM	REP	IND	CON		
Greece								
	47	297	103	131	12	35	0	16
	48	223	58	107	9	23	2	24
	49	240	68	122	9	23	0	18
	50	291	81	142	10	38	1	19
	51	191	62	93	8	16	0	12
	52	355	92	174	18	48	0	23
	53	235	91	91	14	20	0	19
	54	337	85	159	18	33	0	42
	55	245	67	120	12	31	1	14
	56	359	103	185	15	42	0	14
	57	299	84	149	10	31	0	25
	58	374	118	179	24	34	0	19
	59	171	84	60	1	10	0	16
	60	228	66	103	16	26	1	16
	61	291	86	120	16	33	0	36
	62	326	103	155	21	24	0	23
	63	317	119	119	19	44	0	16
	64	235	67	120	15	16	0	17
	65	256	76	130	14	10	0	26
	66	167	56	70	13	16	0	12
	67	262	61	138	19	27	0	17
	68	359	88	167	26	49	0	29
	69	202	67	100	3	17	0	15
	70	605	160	323	31	62	1	28
	71	358	106	180	24	29	0	19
	72	356	93	186	18	47	0	12
	73	166	42	85	4	21	0	14
	74	251	107	105	12	15	0	12
	75	228	55	127	9	18	0	19
	76	238	60	136	9	19	1	13
	77	346	105	185	17	20	0	19
	78	206	54	111	10	14	0	17
	79	460	103	260	27	42	2	26
	80	392	90	212	20	37	0	33
	81	193	51	120	5	9	0	8
	82	235	99	86	9	15	0	26
	83	189	68	97	2	11	1	10
	84	347	94	167	21	42	0	23
	85	383	93	196	18	47	0	29
	86	436	117	230	23	46	0	20
	87	283	77	151	10	33	0	12
	88	287	79	149	14	31	0	14
	89	250	56	136	6	30	1	21
	90	323	78	173	5	43	1	23
	91	558	149	306	28	51	0	24
	92	417	128	195	26	40	0	28

MEMBER OF ASSEMBLY
134TH DISTRICT
DETAIL

LEGISLATIVE DISTRICT OR TOWN	ELECTION DISTRICT	TOTAL VOTERS	DAVID G. ZIMMERMAN	BILL REILICH	BILL REILICH	BILL REILICH	SCATTER	BLANK AND VOID
			DEM	REP	IND	CON		
Greece								
	93	417	159	172	27	33	0	26
	94	294	94	137	15	34	0	14
	95	213	83	95	13	11	0	11
	96	388	118	180	17	47	0	26
	97	551	131	314	24	45	2	35
	98	393	125	170	23	48	0	27
	99	336	68	183	19	46	0	20
	100	419	112	213	27	43	0	24
	101	222	58	120	11	20	1	12
	102	407	103	205	20	54	0	25
	103	355	97	170	22	51	0	15
	104	365	109	180	25	29	0	22
	105	235	52	137	14	21	0	11
	106	264	67	137	10	31	0	19
	107	211	59	109	8	22	0	13
	108	183	55	94	6	17	0	11
	109	377	95	179	24	35	2	42
Greece		31,832	9,108	15,780	1,610	3,236	28	2,070
Ogden								
	1	320	91	161	12	39	0	17
	2	363	90	183	20	47	0	23
	3	481	126	254	35	40	0	26
	4	313	86	149	16	41	0	21
	5	338	88	169	22	43	0	16
	6	408	123	197	19	41	0	28
	7	231	69	114	11	28	0	9
	8	329	78	190	11	27	0	23
	9	330	95	167	18	31	0	19
	10	316	96	147	15	43	0	15
	11	293	81	135	17	45	0	15
	12	388	98	198	28	39	0	25
	13	275	72	147	17	25	0	14
	14	304	65	156	23	32	0	28
	15	429	96	219	27	52	0	35
	16	237	39	147	10	33	0	8
	17	288	64	157	11	26	0	30
	18	378	112	162	19	58	0	27
	19	434	118	222	15	55	0	24
	20	404	89	200	24	69	0	22
Ogden		6,859	1,776	3,474	370	814	0	425
Sweden								
	1	357	109	185	18	25	1	19
	2	181	81	74	7	11	0	8
	3	382	151	169	15	25	0	22
	4	412	130	206	19	38	0	19
	5	98	40	42	5	5	0	6

MEMBER OF ASSEMBLY
134TH DISTRICT
DETAIL

LEGISLATIVE DISTRICT OR TOWN	ELECTION DISTRICT	TOTAL VOTERS	DAVID G. ZIMMERMAN	BILL REILICH	BILL REILICH	BILL REILICH	SCATTER	BLANK AND VOID
			DEM	REP	IND	CON		
Sweden								
	6	308	99	137	12	30	0	30
	7	375	125	184	22	32	0	12
	8	270	68	138	16	33	0	15
	9	211	69	101	7	19	0	15
	10	444	109	228	16	59	0	32
	11	112	47	28	7	14	0	16
	12	295	86	142	14	40	0	13
Sweden		3,445	1,114	1,634	158	331	1	207
GRAND TOTAL:		42,136	11,998	20,888	2,138	4,381	29	2,702

MEMBER OF ASSEMBLY
135TH DISTRICT
SUMMARY

LEGISLATIVE DISTRICT OR TOWN	TOTAL VOTERS	DAVID R. KOON	MARK C. JOHNS	DAVID R. KOON	MARK C. JOHNS	DAVID R. KOON	SCATTER	BLANK AND VOID
		DEM	REP	IND	CON	WOR		
East Rochester	1,992	910	669	109	138	61	1	104
Penfield	15,040	5,976	6,117	739	1,295	314	8	591
Perinton	20,689	8,490	8,382	1,024	1,742	383	7	661
Webster	16,622	6,379	6,861	761	1,680	339	6	596
GRAND TOTAL:	54,343	21,755	22,029	2,633	4,855	1,097	22	1,952

MEMBER OF ASSEMBLY
135TH DISTRICT
DETAIL

LEGISLATIVE DISTRICT OR TOWN	ELECTION DISTRICT	TOTAL VOTERS	DAVID R. KOON DEM	MARK C. JOHNS REP	DAVID R. KOON IND	MARK C. JOHNS CON	DAVID R. KOON WOR	SCATTER	BLANK AND VOID
East Rochester	1	347	169	105	22	22	9	0	20
	2	274	121	96	14	18	5	0	20
	3	320	144	116	19	20	9	0	12
	4	263	115	91	12	16	10	0	19
	5	241	118	75	9	15	13	1	10
	6	281	129	97	15	20	9	0	11
	7	266	114	89	18	27	6	0	12
East Rochester		1,992	910	669	109	138	61	1	104
Penfield	1	136	58	40	9	18	3	0	8
	2	352	159	126	18	28	10	1	10
	3	265	84	101	21	37	11	0	11
	4	409	110	192	21	61	13	0	12
	5	374	152	149	18	26	11	0	18
	6	301	112	141	11	24	1	0	12
	7	363	140	147	19	35	9	0	13
	8	280	139	86	15	22	10	0	8
	9	454	231	138	26	45	6	0	8
	10	288	111	100	24	30	8	0	15
	11	234	94	100	10	11	7	1	11
	12	399	163	152	22	36	7	0	19
	13	406	169	157	15	36	8	0	21
	14	444	165	184	26	54	4	0	11
	15	488	177	223	29	33	5	0	21
	16	188	80	76	10	14	3	0	5
	17	372	141	163	18	26	9	0	15
	18	260	97	116	14	22	6	0	5
	19	506	216	211	26	33	9	0	11
	20	428	161	182	20	33	11	1	20
	21	418	189	151	20	30	13	1	14
	22	339	159	111	14	27	9	0	19
	23	495	206	197	23	39	12	0	18
	24	492	185	213	18	51	13	0	12
	25	320	124	129	14	35	2	0	16
	26	263	96	117	13	20	5	0	12
	27	415	182	152	16	42	10	3	10
	28	295	133	100	19	22	7	0	14
	29	422	174	164	22	35	12	0	15
	30	589	212	260	31	54	8	0	24
	31	212	104	78	10	13	3	0	4
	32	234	122	76	11	11	5	0	9
	33	340	132	133	15	38	8	0	14
	34	313	107	145	12	19	6	0	24
	35	422	180	162	27	31	6	0	16
	36	349	140	160	10	20	10	0	9

MEMBER OF ASSEMBLY
135TH DISTRICT
DETAIL

LEGISLATIVE DISTRICT OR TOWN	ELECTION DISTRICT	TOTAL VOTERS	DAVID R. KOON	MARK C. JOHNS	DAVID R. KOON	MARK C. JOHNS	DAVID R. KOON	SCATTER	BLANK AND VOID
			DEM	REP	IND	CON	WOR		
Penfield									
	37	612	235	278	21	48	5	0	25
	38	241	92	107	7	21	4	0	10
	39	260	90	106	13	32	6	0	13
	40	438	150	201	19	30	11	1	26
	41	353	111	165	21	34	4	0	18
	42	271	94	128	11	19	4	0	15
Penfield		15,040	5,976	6,117	739	1,295	314	8	591
Perinton									
	1	524	206	224	29	43	9	0	13
	2	481	189	198	24	35	8	0	27
	3	339	145	140	12	25	2	0	15
	4	343	154	128	15	23	7	0	16
	5	198	74	81	13	16	7	0	7
	6	330	150	110	20	28	7	0	15
	7	436	215	153	19	28	10	1	10
	8	377	165	141	18	41	5	0	7
	9	486	187	193	32	49	10	1	14
	10	419	171	159	32	32	7	0	18
	11	258	93	114	15	20	12	0	4
	12	357	166	138	14	23	10	0	6
	13	338	129	165	15	20	1	0	8
	14	388	159	156	25	31	8	2	7
	15	319	160	103	17	24	5	1	9
	16	311	135	120	15	35	3	0	3
	17	385	169	148	15	26	14	0	13
	18	352	140	135	25	36	4	0	12
	19	362	140	144	15	46	10	0	7
	20	357	139	164	11	24	8	0	11
	21	427	201	137	23	38	12	0	16
	22	270	112	107	16	22	8	0	5
	23	381	156	161	16	27	7	0	14
	24	617	256	262	26	36	9	0	28
	25	296	124	116	21	16	8	0	11
	26	419	158	173	25	41	8	0	14
	27	284	111	108	21	20	10	0	14
	28	331	144	122	10	41	5	0	9
	29	245	102	98	9	21	7	0	8
	30	363	147	150	17	32	6	0	11
	31	444	182	199	16	29	9	0	9
	32	310	141	108	16	23	6	0	16
	33	417	173	171	18	33	14	0	8
	34	426	156	192	16	39	5	0	18
	35	313	135	116	16	31	3	0	12
	36	204	78	86	14	16	5	1	4
	37	347	153	133	17	31	4	0	9

MEMBER OF ASSEMBLY
135TH DISTRICT
DETAIL

LEGISLATIVE DISTRICT OR TOWN	ELECTION DISTRICT	TOTAL VOTERS	DAVID	MARK	DAVID	MARK	DAVID	SCATTER	BLANK AND VOID
			R. KOON	C. JOHNS	R. KOON	C. JOHNS	R. KOON		
			DEM	REP	IND	CON	WOR		
Perinton	38	396	178	144	16	29	10	0	19
	39	425	175	164	15	54	7	0	10
	40	281	105	120	16	25	5	0	10
	41	258	105	102	12	23	4	0	12
	42	311	146	107	14	22	7	0	15
	43	626	242	268	40	47	4	0	25
	44	352	134	156	23	18	11	0	10
	45	678	286	270	40	59	11	0	12
	46	218	98	68	14	22	7	0	9
	47	380	153	163	19	38	3	0	4
	48	304	136	118	14	22	3	1	10
	49	343	126	163	13	31	2	0	8
	50	115	77	21	3	3	4	0	7
	51	417	119	214	26	42	4	0	12
	52	327	107	161	9	26	4	0	20
	53	312	130	120	16	32	4	0	10
	54	644	241	283	24	67	7	0	22
55	384	148	172	18	36	3	0	7	
56	464	169	215	14	45	10	0	11	
Perinton		20,689	8,490	8,382	1,024	1,742	383	7	661
Webster	1	389	155	159	18	37	10	0	10
	2	381	157	155	13	33	11	1	11
	3	406	157	173	20	35	9	0	12
	4	185	70	73	9	22	8	0	3
	5	371	168	145	14	30	6	0	8
	6	344	174	116	13	23	8	0	10
	7	392	171	155	17	25	8	1	15
	8	351	140	134	13	41	6	0	17
	9	492	165	226	21	48	9	0	23
	10	541	169	257	23	62	11	0	19
	11	354	116	154	17	48	8	0	11
	12	482	161	227	23	57	2	0	12
	13	355	124	160	12	33	14	0	12
	14	330	136	131	14	31	7	0	11
	15	268	104	108	14	25	5	0	12
	16	410	189	142	18	41	7	1	12
	17	362	125	153	21	47	4	0	12
	18	284	117	113	17	22	5	0	10
	19	556	189	257	33	54	6	0	17
	20	479	167	200	26	58	8	0	20
	21	417	155	182	16	43	10	0	11
	22	381	132	164	16	42	9	0	18
	23	340	127	143	25	34	5	0	6
	24	823	322	316	39	89	20	0	37

MEMBER OF ASSEMBLY
135TH DISTRICT
DETAIL

LEGISLATIVE DISTRICT OR TOWN	ELECTION DISTRICT	TOTAL VOTERS	DAVID R. KOON	MARK C. JOHNS	DAVID R. KOON	MARK C. JOHNS	DAVID R. KOON	SCATTER	BLANK AND VOID
			DEM	REP	IND	CON	WOR		
Webster	25	280	133	100	9	19	9	0	10
	26	357	127	151	18	37	7	0	17
	27	273	98	121	9	30	5	0	10
	28	358	125	141	21	46	12	1	12
	29	263	113	103	7	25	6	0	9
	30	240	108	73	16	18	7	0	18
	31	430	176	169	20	42	7	0	16
	32	448	154	202	17	57	8	0	10
	33	396	142	161	18	51	8	0	16
	34	210	88	87	10	15	4	0	6
	35	268	90	110	10	42	4	0	12
	36	329	113	153	8	40	4	0	11
	37	593	227	249	34	43	13	1	26
	38	471	213	165	14	41	12	0	26
	39	373	155	157	21	23	3	1	13
	40	554	247	209	25	48	6	0	19
	41	452	163	200	23	49	10	0	7
	42	348	106	153	18	47	9	0	15
	43	286	111	114	11	27	9	0	14
Webster		16,622	6,379	6,861	761	1,680	339	6	596
GRAND TOTAL:		54,343	21,755	22,029	2,633	4,855	1,097	22	1,952

MEMBER OF ASSEMBLY
139TH DISTRICT
DETAIL

LEGISLATIVE DISTRICT OR TOWN	ELECTION DISTRICT	TOTAL VOTERS	CHRISTOPHER	STEPHEN	STEPHEN	STEPHEN	SCATTER	BLANK AND VOID
			M. BARONS DEM	M. HAWLEY REP	M. HAWLEY IND	M. HAWLEY CON		
Clarkson								
	1	396	92	209	26	51	0	18
	2	293	71	147	14	34	0	27
	3	364	96	174	23	37	0	34
	4	477	126	248	16	54	0	33
	5	306	77	142	12	50	0	25
	6	264	75	121	9	33	0	26
Clarkson		2,100	537	1,041	100	259	0	163
Hamlin								
	1	270	85	126	16	28	0	15
	2	361	74	225	14	32	0	16
	3	236	48	116	20	37	0	15
	4	232	41	137	10	32	1	11
	5	253	46	140	18	35	0	14
	6	192	50	97	9	24	0	12
	7	422	105	223	17	46	1	30
	8	192	51	97	9	22	0	13
	9	194	35	115	13	20	0	11
	10	360	79	213	14	41	0	13
	11	66	17	28	3	12	0	6
Hamlin		2,778	631	1,517	143	329	2	156
Parma								
	1	383	83	184	23	55	0	38
	2	440	97	222	26	57	0	38
	3	317	78	160	10	41	0	28
	4	350	84	174	13	48	1	30
	5	254	60	139	13	25	0	17
	6	162	24	98	5	22	0	13
	7	356	69	196	7	42	0	42
	8	504	134	255	25	59	1	30
	9	357	68	204	15	42	0	28
	10	366	69	203	18	52	0	24
	11	394	105	188	22	43	0	36
	12	368	100	180	17	42	0	29
	13	586	155	279	39	60	0	53
	14	274	74	123	11	43	1	22
	15	363	74	175	30	41	1	42
Parma		5,474	1,274	2,780	274	672	4	470
GRAND TOTAL:		10,352	2,442	5,338	517	1,260	6	789

COUNTY COURT JUDGE
(VOTE FOR 3)
PART 1 OF 2
SUMMARY

LEGISLATIVE DISTRICT OR TOWN	TOTAL VOTERS	KELLY C. WOLFORD	KAREN L. MORRIS	VINCENT J. RIZZO	VICKI ARGENTO	VINCENT M. DINOLFO	JAMES J. PIAMPIANO	VICKI ARGENTO	VINCENT M. DINOLFO	JAMES J. PIAMPIANO
		DEM	DEM	DEM	REP	REP	REP	IND	IND	IND
Leg. Dist. 06	4,698	626	564	505	531	594	553	94	93	98
Leg. Dist. 07	2,550	359	300	280	257	323	284	49	68	58
Leg. Dist. 21	16,869	3,210	3,173	2,900	952	1,193	1,084	148	208	194
Leg. Dist. 22	7,164	1,562	1,632	1,530	165	198	182	44	51	30
Leg. Dist. 23	19,665	3,630	3,527	3,019	1,239	1,524	1,506	255	276	289
Leg. Dist. 24	11,733	2,173	2,184	1,903	665	776	772	123	162	135
Leg. Dist. 25	11,790	2,526	2,578	2,353	364	436	399	100	116	98
Leg. Dist. 26	8,280	1,406	1,320	1,238	679	797	707	99	128	107
Leg. Dist. 27	16,722	3,593	3,716	3,386	558	694	653	117	136	130
Leg. Dist. 28	9,108	1,669	1,654	1,517	600	698	645	106	108	109
Leg. Dist. 29	11,736	2,328	2,317	2,195	632	754	669	120	146	125
CITY	120,315	23,082	22,965	20,826	6,642	7,987	7,454	1,255	1,492	1,373
Brighton	40,974	6,949	7,903	5,711	3,447	3,900	4,028	457	535	593
Chili	31,347	3,545	3,134	2,679	4,238	4,661	4,582	421	466	468
Clarkson	6,300	606	545	469	907	963	957	105	101	112
East Rochester	5,976	582	624	518	1,055	738	760	145	104	108
Gates	26,778	3,344	2,949	2,692	3,450	3,799	3,674	411	442	438
Greece	95,496	10,512	8,964	8,060	12,901	15,094	13,725	1,493	1,791	1,578
Hamlin	8,334	756	596	523	1,284	1,410	1,369	129	145	156
Henrietta	34,533	4,570	4,265	3,477	3,940	4,524	4,868	433	510	595
Irondequoit	58,059	8,008	6,524	6,303	6,563	8,853	7,109	838	1,294	997
Mendon	12,045	1,477	1,222	1,004	1,567	1,795	1,768	166	178	196
Ogden	20,577	1,978	1,702	1,414	3,037	3,251	3,177	352	388	371
Parma	16,422	1,433	1,269	1,069	2,483	2,698	2,571	283	298	273
Penfield	45,120	5,701	4,977	4,178	6,005	6,625	6,539	706	761	794
Perinton	62,067	8,107	6,684	5,751	8,408	9,324	9,111	801	941	929
Pittsford	38,145	5,274	5,028	4,043	4,963	5,449	5,511	420	484	488
Riga	6,741	641	540	449	987	1,095	1,081	108	121	110
Rush	4,992	610	525	425	676	746	768	60	77	80
Sweden	10,335	1,229	1,075	942	1,353	1,423	1,415	138	163	173
Webster	49,866	6,486	5,026	4,408	6,552	7,575	7,236	687	812	751
Wheatland	5,397	637	548	493	700	797	755	69	89	93
TOWNS	579,504	72,445	64,100	54,608	74,516	84,720	81,004	8,222	9,700	9,303
GRAND TOTAL:	699,819	95,527	87,065	75,434	81,158	92,707	88,458	9,477	11,192	10,676

COUNTY COURT JUDGE
(VOTE FOR 3)
PART 2 OF 2
SUMMARY

LEGISLATIVE DISTRICT OR TOWN	TOTAL VOTERS	VICKI ARGENTO CON	VINCENT M. DINOLFO CON	JAMES J. PIAMPIANO CON	KELLY C. WOLFORD WOR	KAREN L. MORRIS WOR	VINCENT J. RIZZO WOR	SCATTER	BLANK AND VOID
Leg. Dist. 06	4,698	109	132	118	73	70	63	3	472
Leg. Dist. 07	2,550	61	55	53	32	43	32	0	296
Leg. Dist. 21	16,869	245	262	260	308	318	268	8	2,138
Leg. Dist. 22	7,164	43	51	48	58	54	43	1	1,472
Leg. Dist. 23	19,665	280	298	289	433	490	412	24	2,174
Leg. Dist. 24	11,733	130	131	143	368	408	348	1	1,311
Leg. Dist. 25	11,790	64	73	71	186	209	190	1	2,026
Leg. Dist. 26	8,280	163	179	175	116	138	101	0	927
Leg. Dist. 27	16,722	128	128	133	228	264	223	15	2,620
Leg. Dist. 28	9,108	141	135	140	127	132	98	3	1,226
Leg. Dist. 29	11,736	135	150	149	105	137	115	8	1,651
CITY	120,315	1,499	1,594	1,579	2,034	2,263	1,893	64	16,313
Brighton	40,974	592	582	621	624	738	518	11	3,765
Chili	31,347	1,045	1,067	1,101	417	424	279	12	2,808
Clarkson	6,300	255	260	258	90	78	57	4	533
East Rochester	5,976	122	120	130	86	78	58	6	742
Gates	26,778	681	699	708	290	327	228	1	2,645
Greece	95,496	3,041	3,319	3,322	1,121	1,106	789	38	8,642
Hamlin	8,334	316	342	339	131	111	87	6	634
Henrietta	34,533	928	965	1,023	418	443	313	3	3,258
Irondequoit	58,059	1,200	1,365	1,293	803	749	586	13	5,561
Mendon	12,045	379	376	402	139	137	107	6	1,126
Ogden	20,577	806	839	840	253	261	173	0	1,735
Parma	16,422	647	674	664	228	223	149	6	1,454
Penfield	45,120	1,174	1,237	1,201	556	553	399	9	3,705
Perinton	62,067	1,552	1,668	1,659	749	668	481	13	5,221
Pittsford	38,145	777	822	836	355	358	258	8	3,071
Riga	6,741	263	272	279	82	84	57	1	571
Rush	4,992	134	144	155	68	72	41	0	411
Sweden	10,335	324	336	342	163	149	114	7	989
Webster	49,866	1,453	1,576	1,587	666	594	393	12	4,052
Wheatland	5,397	196	188	200	83	70	48	0	431
TOWNS	579,504	15,885	16,851	16,960	7,322	7,223	5,135	156	51,354
GRAND TOTAL:	699,819	17,384	18,445	18,539	9,356	9,486	7,028	220	67,667

COUNTY COURT JUDGE
(VOTE FOR 3)
PART 1 OF 2
DETAIL

LEGISLATIVE DISTRICT OR TOWN	ELECTION DISTRICT	TOTAL VOTERS	KELLY C. WOLFORD	KAREN L. MORRIS	VINCENT J. RIZZO	VICKI ARGENTO	VINCENT M. DINOLFO	JAMES J. PIAMPIANO	VICKI ARGENTO	VINCENT M. DINOLFO	JAMES J. PIAMPIANO
			DEM	DEM	DEM	REP	REP	REP	IND	IND	IND
Leg. Dist. 06											
	1	1,164	144	135	122	134	151	132	27	23	32
	2	525	81	68	68	50	52	54	10	8	9
	3	687	75	73	71	83	95	88	18	17	15
	4	822	123	102	95	86	105	95	14	18	16
	5	780	105	91	76	91	98	99	9	10	10
	6	720	98	95	73	87	93	85	16	17	16
Leg. Dist. 06		4,698	626	564	505	531	594	553	94	93	98
Leg. Dist. 07											
	1	1,164	155	130	110	124	150	133	27	38	33
	2	720	107	88	94	65	87	71	10	16	10
	3	666	97	82	76	68	86	80	12	14	15
Leg. Dist. 07		2,550	359	300	280	257	323	284	49	68	58
Leg. Dist. 21											
	1	840	140	138	127	67	71	62	11	12	14
	2	648	118	111	98	54	66	64	2	7	4
	3	411	76	77	76	22	30	25	3	3	5
	4	438	87	89	88	22	29	22	2	2	5
	5/16	918	158	153	135	65	74	66	11	19	17
	6	708	132	128	117	34	47	40	8	5	7
	7	1,110	206	201	174	64	98	88	12	13	12
	8	303	61	55	49	12	17	14	3	6	6
	9	732	141	130	123	42	57	55	10	11	5
	10	1,029	175	181	161	74	103	87	8	12	18
	11	510	97	106	95	22	30	22	0	2	5
	12	897	155	158	138	65	65	69	9	18	16
	13	414	90	91	82	10	6	11	0	6	5
	14	1,032	176	173	150	58	74	68	13	19	11
	15	741	150	137	134	47	56	44	2	9	9
	17/28	606	115	116	99	30	39	43	6	5	6

COUNTY COURT JUDGE
(VOTE FOR 3)
PART 1 OF 2
DETAIL

LEGISLATIVE DISTRICT OR TOWN	ELECTION DISTRICT	TOTAL VOTERS	KELLY C. WOLFORD	KAREN L. MORRIS	VINCENT J. RIZZO	VICKI ARGENTO	VINCENT M. DINOLFO	JAMES J. PIAMPIANO	VICKI ARGENTO	VINCENT M. DINOLFO	JAMES J. PIAMPIANO
			DEM	DEM	DEM	REP	REP	REP	IND	IND	IND
Leg. Dist. 21											
	18	408	85	85	82	16	21	17	4	6	3
	19	204	45	45	44	6	7	5	2	1	2
	20	381	65	73	56	26	32	34	5	7	9
	21	603	121	118	121	24	30	26	3	6	4
	22	528	96	98	90	20	28	24	3	3	0
	23	405	84	82	78	13	20	18	4	6	3
	24	885	158	149	133	72	84	80	12	12	9
	25	516	125	125	121	16	21	20	1	3	2
	26	465	120	115	115	9	17	12	1	4	4
	27	324	66	73	63	14	14	14	4	3	3
	29	177	42	40	39	7	9	12	1	0	1
	30	24	2	4	2	1	0	1	0	0	0
	31/34	270	61	61	54	12	14	15	6	5	7
	32	30	5	5	4	3	3	2	1	0	0
	33	312	58	56	52	25	31	24	1	3	2
Leg. Dist. 21		16,869	3,210	3,173	2,900	952	1,193	1,084	148	208	194
Leg. Dist. 22											
	1	399	84	82	79	25	23	25	4	4	4
	2	186	48	44	45	2	5	4	0	1	1
	3	396	75	78	75	9	10	9	2	2	1
	4	171	41	45	39	2	3	3	1	1	0
	5	360	81	85	76	8	8	8	3	2	1
	6	372	80	84	77	1	4	2	1	0	0
	7	225	56	57	55	3	4	2	2	1	0
	8	426	79	77	77	21	22	21	1	3	0
	9	315	74	73	66	7	10	8	2	2	2
	10	291	66	74	65	5	4	4	1	0	0
	11	348	72	72	78	3	10	5	2	2	4
	12	264	64	70	62	4	3	4	1	1	1

COUNTY COURT JUDGE
(VOTE FOR 3)
PART 1 OF 2
DETAIL

LEGISLATIVE DISTRICT OR TOWN	ELECTION DISTRICT	TOTAL VOTERS	KELLY C. WOLFORD	KAREN L. MORRIS	VINCENT J. RIZZO	VICKI ARGENTO	VINCENT M. DINOLFO	JAMES J. PIAMPIANO	VICKI ARGENTO	VINCENT M. DINOLFO	JAMES J. PIAMPIANO
			DEM	DEM	DEM	REP	REP	REP	IND	IND	IND
Leg. Dist. 22											
	13	162	32	36	34	2	1	1	1	1	1
	14	414	78	89	77	23	19	24	3	3	0
	15	390	88	94	86	4	10	7	5	4	1
	16	150	39	39	39	3	3	4	0	1	0
	17	192	41	45	42	5	5	4	2	3	2
	18	237	47	50	42	3	6	6	2	0	2
	19	273	65	68	68	4	4	4	2	2	1
	20	366	89	90	91	3	7	5	4	6	5
	21	267	60	66	60	4	6	4	0	2	0
	22	426	84	92	84	11	14	14	2	7	3
	23	309	74	76	71	3	3	2	1	2	1
	24	225	45	46	42	10	14	12	2	1	0
Leg. Dist. 22		7,164	1,562	1,632	1,530	165	198	182	44	51	30
Leg. Dist. 23											
	1	381	57	61	54	28	31	31	7	5	6
	2	855	164	158	143	32	55	47	14	4	14
	3	468	79	82	72	26	34	28	8	10	10
	4	1,080	211	211	174	60	79	78	11	15	18
	5	651	106	111	99	49	49	52	6	10	5
	6	444	79	72	61	28	37	33	5	6	8
	7	714	132	128	110	38	54	47	9	9	12
	8	696	132	124	104	40	49	52	9	8	11
	9	477	97	91	72	35	36	41	4	9	3
	10	633	119	109	98	41	49	45	6	5	3
	11	741	147	141	128	42	57	52	7	13	9
	12	969	188	192	163	67	77	82	8	14	12
	13	561	93	88	80	27	44	42	10	8	8
	14	603	108	102	103	34	42	38	5	7	5
	15	441	81	83	76	29	34	28	7	5	7

COUNTY COURT JUDGE
(VOTE FOR 3)
PART 1 OF 2
DETAIL

LEGISLATIVE DISTRICT OR TOWN	ELECTION DISTRICT	TOTAL VOTERS	KELLY C. WOLFORD	KAREN L. MORRIS	VINCENT J. RIZZO	VICKI ARGENTO	VINCENT M. DINOLFO	JAMES J. PIAMPIANO	VICKI ARGENTO	VINCENT M. DINOLFO	JAMES J. PIAMPIANO
			DEM	DEM	DEM	REP	REP	REP	IND	IND	IND
Leg. Dist. 23											
	16	603	112	109	96	40	40	39	6	7	9
	17	945	172	152	135	66	77	72	23	24	22
	18	969	171	156	137	73	82	91	17	16	20
	19	747	134	118	101	61	70	70	7	11	14
	20	933	180	168	151	48	72	63	10	10	11
	21	798	145	151	110	42	59	60	8	13	15
	22	633	116	122	91	44	53	58	5	7	7
	23	363	68	64	61	26	29	28	5	5	4
	24	822	140	144	126	67	65	79	12	9	13
	25	1,182	230	244	189	63	87	89	17	13	14
	26	1,317	256	250	205	84	107	112	19	21	21
	27	639	113	96	80	49	56	49	10	12	8
Leg. Dist. 23		19,665	3,630	3,527	3,019	1,239	1,524	1,506	255	276	289
Leg. Dist. 24											
	1	1,026	198	187	164	44	53	52	8	11	9
	2	834	176	179	147	39	46	42	4	8	8
	3	810	171	177	157	36	39	39	8	16	11
	4	861	164	170	153	42	51	46	11	13	9
	5	813	140	146	126	63	73	64	12	13	10
	6	561	109	92	91	34	51	44	7	9	7
	7	501	83	88	77	41	43	46	4	5	3
	8	726	126	119	105	54	60	73	10	8	7
	9	567	96	95	79	39	57	55	8	7	9
	10	849	152	161	128	28	37	37	9	14	10
	11	336	63	70	62	32	34	30	0	1	1
	12	216	46	42	37	12	16	15	2	3	1
	13	759	146	152	130	29	32	33	10	6	9
	14	831	159	163	137	35	35	48	7	15	13
	15	1,017	170	176	153	62	63	68	12	18	14

COUNTY COURT JUDGE
(VOTE FOR 3)
PART 1 OF 2
DETAIL

LEGISLATIVE DISTRICT OR TOWN	ELECTION DISTRICT	TOTAL VOTERS	KELLY C. WOLFORD	KAREN L. MORRIS	VINCENT J. RIZZO	VICKI ARGENTO	VINCENT M. DINOLFO	JAMES J. PIAMPIANO	VICKI ARGENTO	VINCENT M. DINOLFO	JAMES J. PIAMPIANO
			DEM	DEM	DEM	REP	REP	REP	IND	IND	IND
Leg. Dist. 24	16	717	117	114	99	48	55	56	9	10	13
	17	309	57	53	58	27	31	24	2	5	1
Leg. Dist. 24		11,733	2,173	2,184	1,903	665	776	772	123	162	135
Leg. Dist. 25	1	759	157	155	137	34	35	39	9	10	14
	2	552	126	132	120	8	10	5	4	7	7
	3	807	178	189	161	15	16	18	2	7	3
	4	96	16	19	18	5	4	3	2	1	0
	5	639	147	147	130	11	19	14	3	5	5
	6	612	125	115	116	18	26	25	7	10	5
	7	591	136	135	128	7	13	7	5	3	6
	8	675	160	171	156	12	10	11	5	5	4
	9	408	94	98	94	7	8	6	0	1	1
	10	513	115	123	114	7	11	11	1	2	4
	11	405	100	108	106	3	3	2	0	2	1
	12	894	166	165	156	42	45	48	9	13	8
	13	558	134	137	122	4	8	5	3	3	4
	14/24	942	187	195	169	58	63	58	11	11	11
	15	402	92	92	86	1	7	6	0	0	0
	16	84	13	13	12	2	3	4	2	2	2
	17	300	59	61	60	5	5	4	2	2	1
	18	840	152	158	135	42	62	52	16	11	7
	19/21	294	62	57	57	20	27	18	1	4	1
	20/25	843	171	173	159	47	40	44	9	8	7
	22	468	108	109	91	12	16	16	8	7	5
	23	108	28	26	26	4	5	3	1	2	2
Leg. Dist. 25		11,790	2,526	2,578	2,353	364	436	399	100	116	98

COUNTY COURT JUDGE
(VOTE FOR 3)
PART 1 OF 2
DETAIL

LEGISLATIVE DISTRICT OR TOWN	ELECTION DISTRICT	TOTAL VOTERS	KELLY C. WOLFORD	KAREN L. MORRIS	VINCENT J. RIZZO	VICKI ARGENTO	VINCENT M. DINOLFO	JAMES J. PIAMPIANO	VICKI ARGENTO	VINCENT M. DINOLFO	JAMES J. PIAMPIANO
			DEM	DEM	DEM	REP	REP	REP	IND	IND	IND
Leg. Dist. 26											
	1/13	483	91	94	82	32	30	30	5	6	5
	2	237	44	43	39	16	19	16	3	2	0
	3	459	62	54	50	46	54	44	8	7	9
	4	672	98	91	84	65	77	71	10	9	13
	5	495	79	77	67	37	51	41	7	9	7
	7	555	92	90	88	50	52	51	6	7	9
	8	609	106	101	103	47	58	43	8	12	9
	9	705	120	97	95	55	81	71	5	14	9
	10	591	103	101	91	41	54	50	8	8	7
	11	651	103	97	88	65	75	64	13	12	12
	12	885	166	161	154	59	71	64	5	10	4
	14	552	95	86	72	47	52	50	6	9	9
	15	624	110	111	100	51	46	50	9	9	4
	16	753	137	117	125	66	75	60	6	14	10
	17	9	0	0	0	2	2	2	0	0	0
Leg. Dist. 26		8,280	1,406	1,320	1,238	679	797	707	99	128	107
Leg. Dist. 27											
	1	849	182	184	168	24	43	38	7	6	9
	2	846	174	170	146	40	45	54	10	9	8
	3	705	132	145	126	26	35	35	4	4	3
	4	888	179	187	173	33	39	38	4	5	6
	5	843	179	193	171	23	25	31	5	4	6
	6	660	149	144	144	28	34	30	1	5	2
	7	792	158	162	143	38	49	40	5	6	7
	8	657	149	159	141	19	20	19	6	7	7
	9	855	199	199	185	15	24	25	5	8	6
	10	732	139	139	132	27	40	37	7	12	7
	11	792	180	171	160	40	49	42	5	7	9
	12	651	138	133	127	23	29	26	4	8	4

COUNTY COURT JUDGE
(VOTE FOR 3)
PART 1 OF 2
DETAIL

LEGISLATIVE DISTRICT OR TOWN	ELECTION DISTRICT	TOTAL VOTERS	KELLY C. WOLFORD	KAREN L. MORRIS	VINCENT J. RIZZO	VICKI ARGENTO	VINCENT M. DINOLFO	JAMES J. PIAMPIANO	VICKI ARGENTO	VINCENT M. DINOLFO	JAMES J. PIAMPIANO
			DEM	DEM	DEM	REP	REP	REP	IND	IND	IND
Leg. Dist. 27											
	13	660	156	153	144	9	18	18	7	7	5
	14	570	134	136	116	17	23	18	1	0	4
	15	627	114	137	117	13	18	16	4	3	3
	16	807	187	196	179	19	18	17	6	4	4
	17	363	76	85	75	16	18	18	3	2	3
	18	522	118	119	118	15	13	12	4	6	4
	19	726	154	165	148	14	22	23	7	9	5
	20	393	100	110	102	5	5	5	2	0	1
	21	375	85	99	89	10	12	10	5	6	2
	22	894	215	226	209	32	29	27	4	3	7
	23	435	91	98	87	12	14	12	2	4	3
	27	615	108	104	93	43	49	46	6	6	7
	28	465	97	102	93	17	23	16	3	5	8
Leg. Dist. 27		16,722	3,593	3,716	3,386	558	694	653	117	136	130
Leg. Dist. 28											
	1	495	97	95	92	38	35	35	7	3	4
	2	510	72	74	60	42	53	46	8	6	4
	3	276	52	57	53	11	17	13	2	2	2
	4	639	116	118	112	42	47	40	5	7	8
	5	369	60	59	55	33	40	40	4	5	3
	6	426	72	70	62	39	41	38	3	6	4
	7	789	143	147	136	57	65	63	9	10	11
	8	570	121	115	116	24	31	25	6	2	4
	9	324	47	50	42	25	33	31	4	3	5
	10	273	41	39	34	19	20	17	5	3	2
	11	492	89	84	80	29	41	36	5	4	6
	12	255	58	57	59	13	19	16	1	1	1
	13/25	396	75	84	69	26	24	26	8	7	6
	14	429	73	78	65	26	27	30	6	6	8

COUNTY COURT JUDGE
(VOTE FOR 3)
PART 1 OF 2
DETAIL

LEGISLATIVE DISTRICT OR TOWN	ELECTION DISTRICT	TOTAL VOTERS	KELLY C. WOLFORD	KAREN L. MORRIS	VINCENT J. RIZZO	VICKI ARGENTO	VINCENT M. DINOLFO	JAMES J. PIAMPIANO	VICKI ARGENTO	VINCENT M. DINOLFO	JAMES J. PIAMPIANO
			DEM	DEM	DEM	REP	REP	REP	IND	IND	IND
Leg. Dist. 28											
	15	207	40	38	39	15	16	13	1	1	1
	16	453	83	85	76	33	33	31	3	3	5
	17	177	32	35	30	8	9	12	1	2	2
	18/19	630	120	99	87	43	64	56	10	15	15
	21	492	92	83	77	31	32	29	9	11	9
	22	219	45	43	43	8	11	9	1	3	4
	23	600	123	125	114	35	37	35	7	7	4
	24	87	18	19	16	3	3	4	1	1	1
Leg. Dist. 28		9,108	1,669	1,654	1,517	600	698	645	106	108	109
Leg. Dist. 29											
	1	84	16	18	16	5	5	1	0	0	0
	2	159	31	27	30	6	12	4	1	3	1
	3	444	99	106	96	17	22	19	3	3	2
	4	636	102	100	96	46	56	53	12	11	9
	5	567	114	109	106	42	49	43	5	4	8
	6	450	79	73	72	34	41	38	5	8	6
	7	54	13	14	14	0	2	0	0	0	0
	8	573	117	109	102	38	43	39	5	5	5
	9	507	93	99	95	35	37	36	7	4	5
	10	498	98	95	91	26	28	23	4	8	5
	11	444	82	81	79	38	38	37	3	5	6
	12	495	103	103	90	21	27	27	8	6	7
	13	381	90	86	82	13	19	12	5	4	5
	14	528	115	109	110	25	32	28	3	9	5
	15	387	74	83	75	18	19	17	3	4	3
	16	240	57	55	52	8	8	7	0	3	1
	17	6	0	0	0	0	0	0	0	0	0
	18	681	102	109	84	53	61	53	14	12	14
	19	477	85	100	82	23	25	27	3	2	4

COUNTY COURT JUDGE
(VOTE FOR 3)
PART 1 OF 2
DETAIL

LEGISLATIVE DISTRICT OR TOWN	ELECTION DISTRICT	TOTAL VOTERS	KELLY C. WOLFORD	KAREN L. MORRIS	VINCENT J. RIZZO	VICKI ARGENTO	VINCENT M. DINOLFO	JAMES J. PIAMPIANO	VICKI ARGENTO	VINCENT M. DINOLFO	JAMES J. PIAMPIANO
			DEM	DEM	DEM	REP	REP	REP	IND	IND	IND
Leg. Dist. 29											
	20	657	153	152	143	22	20	20	4	8	9
	21	717	147	129	138	34	54	42	8	7	6
	22	384	90	95	88	8	9	13	3	2	3
	23	507	99	99	101	16	26	18	3	5	2
	24	636	122	118	117	40	39	40	8	15	8
	25	663	117	126	112	51	58	58	9	12	6
	26	336	74	73	70	9	15	10	2	3	3
	27	225	56	49	54	4	9	4	2	3	2
Leg. Dist. 29		11,736	2,328	2,317	2,195	632	754	669	120	146	125
CITY Brighton		120,315	23,082	22,965	20,826	6,642	7,987	7,454	1,255	1,492	1,373
	1	1,128	202	216	169	87	99	97	12	11	13
	2	771	104	131	93	84	87	85	11	8	12
	3	861	126	134	108	92	95	99	12	15	13
	4	948	176	218	160	59	62	71	8	17	18
	5	1,020	205	222	183	54	70	65	10	12	6
	6	1,332	222	257	178	111	126	155	22	17	24
	7	714	122	133	97	56	62	69	15	20	11
	8	1,068	147	176	111	137	160	159	14	16	17
	9	1,005	176	207	144	73	73	85	11	14	13
	10	1,125	220	230	165	76	104	89	10	10	12
	11	1,197	187	211	160	114	119	117	15	13	18
	12	1,341	237	277	193	99	108	122	7	11	15
	13	807	139	167	112	66	81	72	8	17	12
	14	588	103	120	85	49	47	53	9	13	11
	15	831	136	142	101	64	81	81	6	16	12
	16	708	90	88	64	106	128	118	7	8	9
	17	402	90	101	86	20	18	18	1	2	3
	18	960	187	191	154	66	79	80	9	11	17

COUNTY COURT JUDGE
(VOTE FOR 3)
PART 1 OF 2
DETAIL

LEGISLATIVE DISTRICT OR TOWN	ELECTION DISTRICT	TOTAL VOTERS	KELLY C. WOLFORD	KAREN L. MORRIS	VINCENT J. RIZZO	VICKI ARGENTO	VINCENT M. DINOLFO	JAMES J. PIAMPIANO	VICKI ARGENTO	VINCENT M. DINOLFO	JAMES J. PIAMPIANO
			DEM	DEM	DEM	REP	REP	REP	IND	IND	IND
Brighton	19	660	119	149	103	45	55	54	9	7	11
	20	654	104	118	90	67	65	64	9	6	10
	21	822	134	159	109	61	60	73	3	7	10
	22	1,035	182	204	142	86	106	123	11	13	10
	23	831	135	168	117	69	72	68	8	14	11
	24	1,155	165	174	132	136	134	147	17	16	17
	25	798	156	171	119	45	56	61	8	8	10
	26	741	99	110	82	73	78	87	15	16	14
	27	810	146	173	126	59	66	69	11	10	9
	28	1,188	198	251	167	112	98	122	10	14	17
	29	825	123	137	99	96	114	104	11	9	11
	30	1,521	243	275	218	133	156	138	18	22	25
	31	849	168	187	135	45	63	71	3	8	15
	32	1,122	191	222	160	90	98	112	15	17	19
	33	1,095	197	224	158	92	106	113	6	12	15
	34	933	132	155	104	94	86	95	16	17	18
	35	846	161	174	134	56	77	77	6	7	10
	36	489	72	79	62	37	47	43	7	7	10
	37	978	180	215	155	62	68	79	10	7	17
	38	1,056	188	214	149	82	101	108	4	13	9
	39	819	130	137	97	78	95	91	12	13	17
	40	1,446	264	339	219	97	118	121	19	23	19
	41	945	160	179	135	84	102	106	16	11	11
	42	309	55	62	34	23	33	29	3	6	7
	43	867	149	151	116	85	97	99	8	15	14
	44	318	54	50	45	32	36	34	4	2	3
	45	543	91	99	69	56	62	54	7	3	12
	46	513	84	106	72	39	52	51	4	1	6
Brighton		40,974	6,949	7,903	5,711	3,447	3,900	4,028	457	535	593

COUNTY COURT JUDGE
(VOTE FOR 3)
PART 1 OF 2
DETAIL

LEGISLATIVE DISTRICT OR TOWN	ELECTION DISTRICT	TOTAL VOTERS	KELLY C. WOLFORD	KAREN L. MORRIS	VINCENT J. RIZZO	VICKI ARGENTO	VINCENT M. DINOLFO	JAMES J. PIAMPIANO	VICKI ARGENTO	VINCENT M. DINOLFO	JAMES J. PIAMPIANO
			DEM	DEM	DEM	REP	REP	REP	IND	IND	IND
Chili											
	1	786	92	84	64	110	117	122	10	15	19
	2	1,185	122	96	74	162	185	193	13	22	15
	3	1,236	150	143	115	173	174	176	11	11	15
	4	693	59	51	45	113	117	112	10	9	10
	5	885	102	93	73	120	131	129	13	15	12
	6	972	99	88	71	141	152	157	9	9	13
	7	480	69	53	52	51	68	60	8	8	6
	8	951	93	88	68	142	142	144	13	21	17
	9	921	116	105	86	108	142	140	19	17	16
	10	687	52	41	38	101	106	96	8	10	10
	11	819	95	76	76	113	129	125	10	9	7
	12	969	109	99	93	138	162	156	9	11	9
	13	1,350	160	119	107	207	236	216	14	21	22
	14	1,014	98	82	74	148	162	158	19	20	26
	15	876	85	70	63	122	137	130	9	11	13
	16	1,287	141	114	111	190	204	193	10	19	14
	17	2,184	231	223	167	303	329	340	31	30	31
	18	966	96	94	67	146	143	137	11	13	10
	19	966	122	103	101	134	148	146	15	12	12
	20	1,332	175	164	134	158	184	181	18	10	13
	21	702	89	85	65	90	100	100	8	7	8
	22	714	111	107	97	64	66	70	14	12	11
	23	777	81	72	51	114	130	136	10	10	10
	24	2,109	244	224	195	258	282	295	30	35	38
	25	684	110	104	99	64	76	67	9	8	6
	26	1,191	113	96	85	166	169	165	22	24	25
	27	930	108	84	76	118	134	117	14	18	18
	28	783	95	92	83	88	95	95	13	13	12
	29	684	83	68	55	87	87	89	15	18	15

COUNTY COURT JUDGE
(VOTE FOR 3)
PART 1 OF 2
DETAIL

LEGISLATIVE DISTRICT OR TOWN	ELECTION DISTRICT	TOTAL VOTERS	KELLY C. WOLFORD	KAREN L. MORRIS	VINCENT J. RIZZO	VICKI ARGENTO	VINCENT M. DINOLFO	JAMES J. PIAMPIANO	VICKI ARGENTO	VINCENT M. DINOLFO	JAMES J. PIAMPIANO
			DEM	DEM	DEM	REP	REP	REP	IND	IND	IND
Chili											
	30	459	50	47	39	55	61	55	10	10	13
	31	42	5	4	3	5	6	8	0	0	1
	32	798	77	70	55	124	140	137	7	11	10
	33	915	113	95	97	125	147	137	9	7	11
		31,347	3,545	3,134	2,679	4,238	4,661	4,582	421	466	468
Clarkson											
	1	1,188	110	94	77	181	193	197	26	22	24
	2	879	81	80	64	123	126	135	12	15	13
	3	1,092	120	114	93	138	153	158	16	21	23
	4	1,431	138	117	102	228	244	242	21	17	23
	5	918	79	73	70	134	134	130	12	13	13
	6	792	78	67	63	103	113	95	18	13	16
		6,300	606	545	469	907	963	957	105	101	112
East Rochester											
	1	1,041	107	125	113	165	128	128	25	18	24
	2	822	69	69	55	162	102	104	11	16	9
	3	960	99	102	80	190	120	126	22	17	15
	4	789	73	76	65	140	96	104	25	16	15
	5	723	78	73	63	120	91	98	17	13	9
	6	843	90	97	82	133	94	103	22	15	18
	7	798	66	82	60	145	107	97	23	9	18
		5,976	582	624	518	1,055	738	760	145	104	108
Gates											
	1	591	79	66	59	64	79	81	12	9	14
	2	771	111	87	83	91	107	105	10	11	15
	3	666	88	76	68	78	86	89	7	11	15
	4	807	94	85	81	102	121	109	9	16	7
	5	1,071	156	136	110	138	150	144	17	17	16

COUNTY COURT JUDGE
(VOTE FOR 3)
PART 1 OF 2
DETAIL

LEGISLATIVE DISTRICT OR TOWN	ELECTION DISTRICT	TOTAL VOTERS	KELLY C. WOLFORD	KAREN L. MORRIS	VINCENT J. RIZZO	VICKI ARGENTO	VINCENT M. DINOLFO	JAMES J. PIAMPIANO	VICKI ARGENTO	VINCENT M. DINOLFO	JAMES J. PIAMPIANO
			DEM	DEM	DEM	REP	REP	REP	IND	IND	IND
Gates	6	801	96	87	79	104	117	105	12	14	12
	7	1,428	166	141	118	200	209	216	25	33	28
	8	636	73	64	55	95	113	103	10	9	8
	9	912	126	105	98	105	132	123	14	14	18
	10	504	69	69	53	59	67	67	3	4	2
	11	642	99	85	66	68	74	85	4	7	8
	12	561	71	60	55	75	87	80	6	6	7
	13	798	98	85	95	99	107	94	10	16	13
	14	654	70	75	69	90	97	91	13	10	9
	15	1,203	149	127	123	166	169	160	9	18	18
	16	654	88	82	75	79	96	91	8	6	6
	17	768	105	81	85	90	105	93	17	23	17
	18	921	88	71	78	132	141	126	16	20	17
	19	807	82	63	68	127	141	129	13	12	13
	20	777	115	96	99	86	100	91	11	10	15
	21	762	95	84	79	96	107	111	13	11	8
	22	690	82	74	60	95	98	100	7	13	12
	23	789	89	77	61	100	113	109	9	11	14
	24	828	106	89	82	107	124	117	13	7	12
	25	690	88	77	69	89	102	108	8	10	12
	26	957	116	100	89	112	124	127	23	25	25
	27	939	128	107	116	110	118	111	10	8	4
	28	621	68	65	60	94	97	90	10	10	11
	29	738	95	100	77	90	91	89	18	14	17
	30	549	70	67	53	75	69	73	9	8	12
	31	627	61	65	53	99	99	101	15	7	6
	32	960	111	109	82	126	127	150	21	21	20
	33	372	60	57	60	32	44	36	5	8	5

COUNTY COURT JUDGE
(VOTE FOR 3)
PART 1 OF 2
DETAIL

LEGISLATIVE DISTRICT OR TOWN	ELECTION DISTRICT	TOTAL VOTERS	KELLY C. WOLFORD	KAREN L. MORRIS	VINCENT J. RIZZO	VICKI ARGENTO	VINCENT M. DINOLFO	JAMES J. PIAMPIANO	VICKI ARGENTO	VINCENT M. DINOLFO	JAMES J. PIAMPIANO
			DEM	DEM	DEM	REP	REP	REP	IND	IND	IND
Gates											
	34	735	87	72	71	98	112	106	17	14	14
	35	549	65	65	63	79	76	64	7	9	8
		26,778	3,344	2,949	2,692	3,450	3,799	3,674	411	442	438
Greece											
	1	819	87	71	77	113	130	107	13	22	15
	2	966	92	77	59	137	154	145	8	10	15
	3	783	90	68	63	107	132	119	8	13	12
	4	723	68	70	56	98	106	97	14	21	13
	5	666	90	78	68	65	85	80	16	20	13
	6	591	67	63	40	70	80	87	11	10	16
	7	846	98	85	78	104	118	103	24	19	21
	8	765	79	62	60	107	110	101	16	24	16
	9	684	75	76	63	95	99	104	16	17	14
	10	687	68	72	49	97	89	99	16	25	18
	11	357	51	49	42	32	43	29	11	6	12
	12	450	69	65	48	40	48	50	5	7	11
	13	723	85	71	67	82	107	101	11	10	10
	14	654	82	60	57	90	108	100	8	14	7
	15	735	82	68	70	100	128	101	7	15	14
	16	570	55	42	41	73	93	77	12	12	13
	17	1,080	111	91	86	165	191	170	15	22	21
	18	972	117	93	78	133	167	157	12	17	18
	19	684	86	77	63	85	91	101	12	17	15
	20	708	75	65	55	82	96	95	9	12	16
	21	693	78	72	52	75	89	85	13	20	17
	22	636	79	72	60	93	102	102	10	9	12
	23	1,272	144	143	127	164	191	161	20	21	22
	24	1,245	127	116	90	184	206	201	17	19	20
	25	804	95	68	76	92	114	98	19	20	18

COUNTY COURT JUDGE
(VOTE FOR 3)
PART 1 OF 2
DETAIL

LEGISLATIVE DISTRICT OR TOWN	ELECTION DISTRICT	TOTAL VOTERS	KELLY C. WOLFORD	KAREN L. MORRIS	VINCENT J. RIZZO	VICKI ARGENTO	VINCENT M. DINOLFO	JAMES J. PIAMPIANO	VICKI ARGENTO	VINCENT M. DINOLFO	JAMES J. PIAMPIANO
			DEM	DEM	DEM	REP	REP	REP	IND	IND	IND
Greece											
	26	750	91	84	71	98	108	105	9	16	9
	27	1,074	110	103	94	163	185	170	15	14	23
	28	1,026	103	89	74	135	165	156	16	20	20
	29	954	124	99	94	113	142	113	13	24	12
	30	621	79	71	58	82	99	77	7	9	8
	31	696	88	75	61	86	106	102	6	7	7
	32	795	99	74	78	78	101	91	19	22	22
	33	1,035	108	85	79	145	176	164	15	16	14
	34	930	107	88	77	118	136	136	12	18	18
	35	951	87	75	85	138	150	131	8	12	7
	36	1,065	116	110	112	160	189	152	13	14	15
	37	627	58	54	47	85	90	92	10	12	15
	38	1,020	128	84	92	124	167	141	13	25	11
	39	576	63	47	51	82	94	89	10	7	8
	40	669	93	87	77	86	90	96	11	10	12
	41	846	96	76	72	112	135	129	9	10	12
	42	789	99	86	84	95	118	101	12	16	16
	43	798	80	53	49	110	127	110	14	21	19
	44	1,242	109	88	89	194	239	217	16	25	19
	45	1,215	103	93	74	196	213	219	21	23	17
	46	513	59	54	53	63	70	59	10	9	8
	47	891	109	100	85	109	136	120	12	15	11
	48	669	63	59	48	89	103	91	13	12	15
	49	720	80	65	61	98	125	94	8	9	12
	50	873	108	85	78	105	139	114	10	17	10
	51	573	75	67	61	69	85	79	9	10	5
	52	1,065	111	85	69	152	173	157	18	21	17
	53	705	102	97	94	77	88	73	11	13	11
	54	1,011	95	82	67	138	159	140	20	25	17

COUNTY COURT JUDGE
(VOTE FOR 3)
PART 1 OF 2
DETAIL

LEGISLATIVE DISTRICT OR TOWN	ELECTION DISTRICT	TOTAL VOTERS	KELLY C. WOLFORD	KAREN L. MORRIS	VINCENT J. RIZZO	VICKI ARGENTO	VINCENT M. DINOLFO	JAMES J. PIAMPIANO	VICKI ARGENTO	VINCENT M. DINOLFO	JAMES J. PIAMPIANO
			DEM	DEM	DEM	REP	REP	REP	IND	IND	IND
Greece											
	55	735	82	67	64	95	121	106	13	16	10
	56	1,077	119	107	96	147	181	155	13	16	15
	57	897	97	75	87	116	147	117	9	14	17
	58	1,122	122	112	105	160	180	154	14	18	16
	59	513	81	76	73	56	59	59	5	5	2
	60	684	81	68	64	86	99	88	15	13	14
	61	873	84	77	82	115	122	115	20	20	13
	62	978	103	103	89	126	145	130	18	23	24
	63	951	123	102	94	100	119	102	20	25	17
	64	705	78	63	61	105	110	103	11	18	12
	65	768	89	73	79	101	124	102	14	9	7
	66	501	69	56	54	56	71	61	9	14	9
	67	786	68	49	58	116	142	113	16	18	16
	68	1,077	109	101	77	132	151	143	17	17	20
	69	606	73	55	46	87	113	101	10	6	6
	70	1,815	171	139	125	274	328	281	37	33	33
	71	1,074	124	106	95	155	181	164	18	20	21
	72	1,068	110	88	74	150	175	168	19	22	19
	73	498	53	48	37	59	75	60	8	11	9
	74	753	114	95	89	82	107	89	11	18	19
	75	684	74	60	57	96	112	103	9	12	9
	76	714	66	64	55	104	126	120	11	7	6
	77	1,038	128	108	101	151	178	155	14	10	14
	78	618	60	43	45	95	109	99	11	14	10
	79	1,380	123	98	91	203	226	216	25	32	24
	80	1,176	107	104	85	171	196	201	13	21	11
	81	579	55	54	46	112	119	110	7	4	6
	82	705	95	82	88	74	89	81	9	15	7
	83	567	74	73	49	69	84	77	6	6	4

COUNTY COURT JUDGE
(VOTE FOR 3)
PART 1 OF 2
DETAIL

LEGISLATIVE DISTRICT OR TOWN	ELECTION DISTRICT	TOTAL VOTERS	KELLY C. WOLFORD	KAREN L. MORRIS	VINCENT J. RIZZO	VICKI ARGENTO	VINCENT M. DINOLFO	JAMES J. PIAMPIANO	VICKI ARGENTO	VINCENT M. DINOLFO	JAMES J. PIAMPIANO
			DEM	DEM	DEM	REP	REP	REP	IND	IND	IND
Greece											
	84	1,041	114	94	93	142	161	146	16	18	15
	85	1,149	124	103	92	156	179	160	17	17	19
	86	1,308	150	128	111	185	219	203	16	24	24
	87	849	95	78	65	123	144	139	14	16	9
	88	861	113	77	73	119	135	129	13	18	12
	89	750	82	61	53	111	127	115	7	11	8
	90	969	64	66	57	156	162	147	15	14	11
	91	1,674	165	131	105	241	291	269	23	29	26
	92	1,251	150	131	130	150	196	163	31	24	25
	93	1,251	158	153	129	146	176	165	22	24	30
	94	882	93	89	67	117	122	132	17	18	17
	95	639	90	77	67	80	95	98	12	11	15
	96	1,164	137	121	113	154	174	155	12	22	15
	97	1,653	164	134	130	254	298	264	23	21	23
	98	1,179	132	123	100	138	153	130	24	24	23
	99	1,008	92	73	59	144	172	169	16	13	14
	100	1,257	122	108	94	201	211	204	26	26	22
	101	666	73	57	46	99	111	103	6	11	6
	102	1,221	109	101	87	171	198	188	15	20	13
	103	1,065	119	89	84	143	172	149	18	25	21
	104	1,095	133	113	94	150	181	170	19	22	18
	105	705	70	53	52	109	139	110	6	14	13
	106	792	82	60	62	107	126	116	8	13	10
	107	633	74	58	38	97	106	99	9	12	5
	108	549	62	54	49	80	88	77	6	13	4
	109	1,131	120	97	85	152	184	164	17	20	21
Greece		95,496	10,512	8,964	8,060	12,901	15,094	13,725	1,493	1,791	1,578

COUNTY COURT JUDGE
(VOTE FOR 3)
PART 1 OF 2
DETAIL

LEGISLATIVE DISTRICT OR TOWN	ELECTION DISTRICT	TOTAL VOTERS	KELLY C. WOLFORD	KAREN L. MORRIS	VINCENT J. RIZZO	VICKI ARGENTO	VINCENT M. DINOLFO	JAMES J. PIAMPIANO	VICKI ARGENTO	VINCENT M. DINOLFO	JAMES J. PIAMPIANO
			DEM	DEM	DEM	REP	REP	REP	IND	IND	IND
Hamlin	1	810	91	79	73	105	113	109	17	21	21
	2	1,083	91	71	61	190	212	207	12	17	17
	3	708	63	49	45	100	109	101	13	18	12
	4	696	58	37	27	115	127	124	11	13	11
	5	759	69	49	43	104	118	129	15	12	19
	6	576	67	58	46	76	79	82	6	11	9
	7	1,266	122	86	81	193	220	195	20	23	27
	8	576	43	43	34	90	88	93	11	8	11
	9	582	45	39	39	101	112	107	12	12	13
	10	1,080	89	71	63	181	202	193	10	9	15
	11	198	18	14	11	29	30	29	2	1	1
Hamlin		8,334	756	596	523	1,284	1,410	1,369	129	145	156
Henrietta	1	1,182	149	133	107	141	170	169	15	14	12
	2	768	81	77	56	93	108	116	10	12	18
	3	492	70	64	59	54	65	62	4	4	9
	4	1,014	180	190	151	76	89	91	12	17	18
	5	918	102	114	89	118	127	135	10	14	17
	6	894	107	97	81	112	128	137	7	12	8
	7	846	121	116	90	91	99	109	9	19	18
	8	930	123	110	86	111	131	147	16	15	16
	9	777	104	101	96	80	89	91	7	8	11
	10	876	97	103	73	108	120	140	13	14	14
	11	846	129	131	105	80	88	97	7	10	17
	12	870	108	94	79	117	123	130	16	23	26
	13	1,062	137	122	105	104	135	145	13	13	15
	14	723	94	82	72	78	100	109	9	6	7
	15	909	119	111	85	92	111	129	13	21	20
	16	627	83	79	60	72	93	94	5	6	13

COUNTY COURT JUDGE
(VOTE FOR 3)
PART 1 OF 2
DETAIL

LEGISLATIVE DISTRICT OR TOWN	ELECTION DISTRICT	TOTAL VOTERS	KELLY C. WOLFORD	KAREN L. MORRIS	VINCENT J. RIZZO	VICKI ARGENTO	VINCENT M. DINOLFO	JAMES J. PIAMPIANO	VICKI ARGENTO	VINCENT M. DINOLFO	JAMES J. PIAMPIANO
			DEM	DEM	DEM	REP	REP	REP	IND	IND	IND
Henrietta											
	17	1,071	154	129	111	114	135	145	12	12	20
	18	1,029	134	134	101	109	121	137	19	17	25
	19	816	112	98	79	87	115	117	10	8	10
	20	1,173	136	109	96	158	177	174	14	15	27
	21	720	104	100	78	82	94	109	12	12	12
	22	1,347	182	183	149	162	173	201	18	17	28
	23	699	79	72	59	76	93	92	16	13	13
	24	996	120	120	98	107	132	148	13	17	19
	25	915	110	102	78	115	125	140	9	11	15
	26	1,680	225	195	172	195	227	244	22	26	34
	27	1,434	173	153	131	196	202	221	20	22	21
	28	1,134	130	125	97	147	155	182	20	24	22
	29	1,776	244	244	197	199	220	213	13	19	18
	30	1,740	253	215	187	186	214	223	18	25	22
	31	543	74	72	62	56	58	65	17	13	14
	32	1,359	198	189	155	150	187	212	10	18	19
	33	717	91	90	71	88	97	108	10	7	8
	34	516	80	76	61	57	69	78	4	6	5
	35	1,134	167	135	101	129	154	158	10	20	24
Henrietta		34,533	4,570	4,265	3,477	3,940	4,524	4,868	433	510	595
Irondequoit											
	1	939	131	108	107	102	141	104	15	25	16
	2	633	88	67	79	75	106	81	8	14	6
	3	957	126	124	119	92	117	95	19	22	20
	4	843	111	90	78	92	124	102	12	17	15
	5	762	121	98	85	74	97	86	6	16	13
	6	1,443	226	158	165	135	232	164	17	34	23
	7	1,290	184	146	142	132	220	149	23	35	23
	8	897	124	81	78	106	157	118	17	20	14

COUNTY COURT JUDGE
(VOTE FOR 3)
PART 1 OF 2
DETAIL

LEGISLATIVE DISTRICT OR TOWN	ELECTION DISTRICT	TOTAL VOTERS	KELLY C. WOLFORD	KAREN L. MORRIS	VINCENT J. RIZZO	VICKI ARGENTO	VINCENT M. DINOLFO	JAMES J. PIAMPIANO	VICKI ARGENTO	VINCENT M. DINOLFO	JAMES J. PIAMPIANO
			DEM	DEM	DEM	REP	REP	REP	IND	IND	IND
Irondequoit	9	930	108	90	81	123	167	145	14	19	14
	10	1,020	155	110	104	124	188	141	15	25	17
	11	537	73	66	68	67	79	69	6	14	7
	12	717	100	80	77	77	94	82	14	18	13
	13	1,260	204	171	162	108	183	116	21	28	19
	14	1,173	156	127	125	123	164	136	17	22	18
	15	1,176	124	113	98	157	202	165	18	30	23
	16	1,116	174	116	125	116	186	135	9	20	13
	17	588	88	66	65	73	89	66	5	6	8
	18	906	123	114	103	107	133	110	16	17	13
	19	993	171	154	135	70	91	78	13	21	14
	20	843	100	91	84	113	148	118	8	16	12
	21	933	134	93	90	80	135	100	22	30	26
	22	1,050	147	124	107	119	149	131	11	17	14
	23	876	149	134	116	82	109	94	20	23	21
	24	810	100	78	81	87	137	84	8	23	12
	25	852	108	97	83	94	125	109	11	17	21
	26	639	91	77	89	72	102	75	7	2	5
	27	579	81	53	50	65	88	65	14	19	16
	28	702	76	65	66	100	122	103	8	15	11
	29	696	100	77	68	66	89	85	12	19	16
	30	831	127	95	85	91	132	111	19	22	13
	31	918	143	106	106	91	137	99	9	24	16
	32	873	122	96	88	89	151	100	8	19	14
	33	672	76	73	61	81	93	84	14	16	12
	34	1,335	124	117	119	211	230	211	27	36	22
	35	594	87	76	62	67	90	71	7	15	20
	36	462	74	69	64	49	58	54	1	5	6
	37	777	97	62	89	107	135	116	9	19	11

COUNTY COURT JUDGE
(VOTE FOR 3)
PART 1 OF 2
DETAIL

LEGISLATIVE DISTRICT OR TOWN	ELECTION DISTRICT	TOTAL VOTERS	KELLY C. WOLFORD	KAREN L. MORRIS	VINCENT J. RIZZO	VICKI ARGENTO	VINCENT M. DINOLFO	JAMES J. PIAMPIANO	VICKI ARGENTO	VINCENT M. DINOLFO	JAMES J. PIAMPIANO
			DEM	DEM	DEM	REP	REP	REP	IND	IND	IND
Irondequoit	38	549	85	77	87	49	72	57	7	15	12
	39	426	64	54	55	44	66	51	3	5	3
	40	573	78	56	54	63	99	77	6	15	9
	41	882	124	104	110	102	122	100	12	20	16
	42	975	125	76	95	111	165	125	14	33	18
	43	666	97	85	58	73	86	89	7	18	12
	44	1,668	216	176	176	202	274	232	25	41	28
	45	723	107	68	78	87	117	93	10	18	17
	46	894	94	83	85	126	154	125	9	10	8
	47	330	41	35	33	47	65	48	0	3	1
	48	891	121	95	84	108	143	117	14	16	10
	49	831	109	94	83	102	135	102	9	14	9
	50	567	82	68	75	73	73	70	9	14	11
	51	1,194	182	141	128	133	183	137	15	29	23
	52	969	141	134	128	107	127	110	20	27	23
	53	762	98	76	87	97	123	99	11	15	9
	54	285	48	37	35	30	39	33	4	6	6
	55	873	133	92	102	79	129	92	11	27	19
	56	789	107	97	85	95	135	105	7	8	11
	57	1,203	143	135	113	162	199	167	22	23	28
	58	981	116	97	97	114	145	108	17	25	22
	59	807	108	82	84	94	123	96	13	19	15
	60	909	132	112	106	92	116	104	17	20	22
	61	1,083	135	112	117	159	177	163	19	23	18
	62	969	140	92	80	94	154	122	12	18	18
	63	702	95	79	77	81	106	80	13	21	10
	64	507	91	64	57	45	68	56	6	10	7
	65	594	100	88	91	59	73	57	7	10	12
	66	405	69	71	67	28	38	35	3	3	3

COUNTY COURT JUDGE
(VOTE FOR 3)
PART 1 OF 2
DETAIL

LEGISLATIVE DISTRICT OR TOWN	ELECTION DISTRICT	TOTAL VOTERS	KELLY C. WOLFORD	KAREN L. MORRIS	VINCENT J. RIZZO	VICKI ARGENTO	VINCENT M. DINOLFO	JAMES J. PIAMPIANO	VICKI ARGENTO	VINCENT M. DINOLFO	JAMES J. PIAMPIANO
			DEM	DEM	DEM	REP	REP	REP	IND	IND	IND
Irondequoit											
	67	756	78	76	78	94	114	108	9	12	9
	68	780	97	90	79	98	110	102	14	16	12
	69	333	54	50	55	28	33	28	3	4	3
	70	285	40	25	22	34	53	41	6	9	8
	71/72	276	35	41	38	36	37	28	4	7	8
		58,059	8,008	6,524	6,303	6,563	8,853	7,109	838	1,294	997
Mendon											
	1	1,674	183	171	139	219	252	243	32	31	33
	2	1,260	166	143	119	136	148	152	24	28	26
	3	1,653	211	154	129	235	267	260	18	18	22
	4	1,215	166	135	119	137	158	157	11	19	21
	5	1,470	169	148	116	210	234	232	20	15	19
	6	1,380	162	135	106	172	192	202	18	24	23
	7	1,599	185	162	136	218	263	243	21	17	24
	8	588	82	71	53	84	91	93	5	7	8
	9	1,206	153	103	87	156	190	186	17	19	20
		12,045	1,477	1,222	1,004	1,567	1,795	1,768	166	178	196
Mendon											
Ogden											
	1	960	122	94	81	127	134	142	12	15	15
	2	1,089	100	97	75	152	161	160	23	18	22
	3	1,443	136	134	104	213	236	230	30	32	28
	4	939	92	81	64	129	133	141	14	20	17
	5	1,014	93	87	64	148	154	157	13	22	19
	6	1,224	141	116	106	172	190	183	18	26	20
	7	693	68	67	52	103	106	105	9	14	14
	8	987	96	86	72	168	179	171	13	11	9
	9	990	97	80	63	139	153	149	21	19	20
	10	948	98	78	69	130	142	131	15	17	20
	11	879	80	72	53	128	129	126	20	18	21

COUNTY COURT JUDGE
(VOTE FOR 3)
PART 1 OF 2
DETAIL

LEGISLATIVE DISTRICT OR TOWN	ELECTION DISTRICT	TOTAL VOTERS	KELLY C. WOLFORD	KAREN L. MORRIS	VINCENT J. RIZZO	VICKI ARGENTO	VINCENT M. DINOLFO	JAMES J. PIAMPIANO	VICKI ARGENTO	VINCENT M. DINOLFO	JAMES J. PIAMPIANO
			DEM	DEM	DEM	REP	REP	REP	IND	IND	IND
Ogden	12	1,164	105	93	77	175	192	180	33	23	26
	13	825	87	68	56	125	128	127	17	22	20
	14	912	72	64	53	148	149	152	17	24	14
	15	1,287	117	89	87	180	192	187	17	25	23
	16	711	61	44	43	127	142	138	5	10	7
	17	864	79	67	54	137	152	135	14	7	13
	18	1,134	117	88	83	157	170	161	18	22	22
	19	1,302	132	106	90	203	218	211	18	21	15
	20	1,212	85	91	68	176	191	191	25	22	26
Ogden		20,577	1,978	1,702	1,414	3,037	3,251	3,177	352	388	371
Parma	1	1,149	87	75	60	186	195	179	23	33	25
	2	1,320	122	111	80	180	211	212	24	23	21
	3	951	78	73	59	148	161	144	15	11	12
	4	1,050	87	76	64	165	173	176	12	14	13
	5	762	68	54	54	110	131	128	19	11	12
	6	486	31	30	24	87	85	87	5	6	6
	7	1,068	84	72	62	173	188	182	13	18	16
	8	1,512	157	144	116	234	242	237	20	25	20
	9	1,071	96	86	65	166	180	181	21	16	14
	10	1,098	88	72	59	172	192	176	16	18	15
	11	1,182	106	99	74	169	189	167	29	24	27
	12	1,104	112	97	92	153	166	156	15	19	18
	13	1,758	156	146	140	261	282	272	32	34	24
	14	822	70	54	61	117	133	114	16	18	16
	15	1,089	91	80	59	162	170	160	23	28	34
Parma		16,422	1,433	1,269	1,069	2,483	2,698	2,571	283	298	273

COUNTY COURT JUDGE
(VOTE FOR 3)
PART 1 OF 2
DETAIL

LEGISLATIVE DISTRICT OR TOWN	ELECTION DISTRICT	TOTAL VOTERS	KELLY	KAREN	VINCENT	VICKI	VINCENT	JAMES	VICKI	VINCENT	JAMES
			C. WOLFORD	L. MORRIS	J. RIZZO	ARGENTO	M. DINOLFO	J. PIAMPIANO	ARGENTO	M. DINOLFO	J. PIAMPIANO
			DEM	DEM	DEM	REP	REP	REP	IND	IND	IND
Penfield											
	1	408	48	53	42	42	44	43	7	7	10
	2	1,056	128	132	104	141	132	136	15	18	17
	3	795	77	72	49	106	121	113	18	13	22
	4	1,227	110	78	71	190	203	204	11	17	19
	5	1,122	150	151	116	132	137	149	22	16	22
	6	903	101	89	71	137	164	152	7	7	13
	7	1,089	140	121	100	146	158	143	15	14	19
	8	840	111	116	107	111	98	103	13	20	11
	9	1,362	236	224	178	120	141	154	21	20	20
	10	864	109	108	76	97	103	110	19	12	13
	11	702	100	78	68	94	106	108	8	6	10
	12	1,197	156	146	130	151	172	173	16	16	15
	13	1,218	149	133	118	148	175	168	19	17	22
	14	1,332	155	137	116	181	198	199	26	24	17
	15	1,464	196	164	135	201	238	227	21	28	26
	16	564	68	69	51	77	83	84	8	11	10
	17	1,116	146	124	101	138	157	161	22	17	20
	18	780	108	84	80	99	116	113	10	16	13
	19	1,518	206	171	150	203	240	230	26	26	26
	20	1,284	151	112	96	167	205	194	24	21	22
	21	1,254	193	166	152	138	164	156	21	21	21
	22	1,017	155	143	117	108	122	123	18	21	15
	23	1,485	199	155	124	204	222	220	23	18	25
	24	1,476	172	156	110	219	233	229	29	33	33
	25	960	105	85	77	142	151	151	11	17	17
	26	789	89	70	65	111	128	123	16	16	16
	27	1,245	172	138	120	151	182	165	21	25	24
	28	885	126	112	93	98	101	103	14	21	22
	29	1,266	172	158	135	156	173	157	32	24	25

COUNTY COURT JUDGE
(VOTE FOR 3)
PART 1 OF 2
DETAIL

LEGISLATIVE DISTRICT OR TOWN	ELECTION DISTRICT	TOTAL VOTERS	KELLY C. WOLFORD	KAREN L. MORRIS	VINCENT J. RIZZO	VICKI ARGENTO	VINCENT M. DINOLFO	JAMES J. PIAMPIANO	VICKI ARGENTO	VINCENT M. DINOLFO	JAMES J. PIAMPIANO
			DEM	DEM	DEM	REP	REP	REP	IND	IND	IND
Penfield											
	30	1,767	220	173	153	240	274	262	24	30	34
	31	636	93	93	75	78	87	82	12	9	11
	32	702	115	103	77	87	92	97	12	13	9
	33	1,020	121	116	91	131	136	145	19	25	26
	34	939	85	74	67	164	158	151	16	21	14
	35	1,266	166	137	112	168	184	200	21	25	29
	36	1,047	141	119	98	145	159	159	14	12	19
	37	1,836	198	169	146	298	321	302	19	31	31
	38	723	87	71	74	106	126	114	5	11	9
	39	780	84	71	59	105	114	124	6	12	14
	40	1,314	153	133	119	180	209	206	16	19	18
	41	1,059	115	97	87	164	164	166	20	21	28
	42	813	95	76	68	131	134	140	9	10	7
Penfield		45,120	5,701	4,977	4,178	6,005	6,625	6,539	706	761	794
Perinton											
	1	1,572	176	183	150	240	239	245	9	15	18
	2	1,443	206	179	158	181	208	185	18	22	23
	3	1,017	130	112	93	146	160	152	9	18	16
	4	1,029	164	125	109	118	134	141	11	14	13
	5	594	65	57	47	82	86	82	10	9	12
	6	990	161	131	124	101	124	106	20	17	19
	7	1,308	200	156	144	154	176	159	20	23	18
	8	1,131	150	125	102	131	155	164	8	20	15
	9	1,458	180	156	122	201	218	218	21	25	26
	10	1,257	144	133	115	181	185	177	37	18	29
	11	774	95	80	72	110	112	104	13	17	16
	12	1,071	139	139	103	150	149	151	11	12	13
	13	1,014	122	82	80	155	198	183	15	17	16
	14	1,164	169	129	113	147	173	168	19	17	18

COUNTY COURT JUDGE
(VOTE FOR 3)
PART 1 OF 2
DETAIL

LEGISLATIVE DISTRICT OR TOWN	ELECTION DISTRICT	TOTAL VOTERS	KELLY C. WOLFORD	KAREN L. MORRIS	VINCENT J. RIZZO	VICKI ARGENTO	VINCENT M. DINOLFO	JAMES J. PIAMPIANO	VICKI ARGENTO	VINCENT M. DINOLFO	JAMES J. PIAMPIANO
			DEM	DEM	DEM	REP	REP	REP	IND	IND	IND
Perinton	15	957	149	130	108	98	110	112	17	15	15
	16	933	133	115	91	123	126	127	13	13	15
	17	1,155	156	157	127	144	147	151	13	14	17
	18	1,056	145	123	102	132	142	147	20	20	22
	19	1,086	133	100	91	140	162	154	13	12	10
	20	1,071	148	130	100	143	154	154	12	12	8
	21	1,281	169	149	135	142	168	169	20	24	22
	22	810	107	82	78	107	114	112	14	17	15
	23	1,143	167	134	113	153	193	175	5	10	10
	24	1,851	203	179	162	293	308	287	32	31	28
	25	888	127	104	83	108	123	109	18	14	15
	26	1,257	169	135	115	168	179	176	16	29	25
	27	852	104	80	71	117	134	132	13	10	14
	28	993	133	99	96	126	159	149	9	14	19
	29	735	104	85	73	103	105	107	9	15	16
	30	1,089	128	109	104	156	160	161	18	25	18
	31	1,332	168	125	117	187	223	214	19	22	24
	32	930	121	110	96	118	119	127	12	15	15
	33	1,251	170	141	132	170	183	186	6	18	20
	34	1,278	158	146	103	186	192	196	15	20	21
	35	939	128	100	73	106	136	135	9	10	18
	36	612	82	77	66	87	84	86	9	6	6
	37	1,041	181	114	113	108	150	143	12	14	17
	38	1,188	179	120	118	145	177	162	17	16	15
	39	1,275	181	150	116	168	176	174	15	14	18
	40	843	100	85	71	110	128	124	13	9	8
	41	774	105	78	70	106	115	117	12	17	13
	42	933	115	104	86	117	131	132	14	17	14
	43	1,878	248	187	158	250	295	300	24	34	25

COUNTY COURT JUDGE
(VOTE FOR 3)
PART 1 OF 2
DETAIL

LEGISLATIVE DISTRICT OR TOWN	ELECTION DISTRICT	TOTAL VOTERS	KELLY C. WOLFORD	KAREN L. MORRIS	VINCENT J. RIZZO	VICKI ARGENTO	VINCENT M. DINOLFO	JAMES J. PIAMPIANO	VICKI ARGENTO	VINCENT M. DINOLFO	JAMES J. PIAMPIANO
			DEM	DEM	DEM	REP	REP	REP	IND	IND	IND
Perinton											
	44	1,056	133	114	100	144	173	167	13	23	17
	45	2,034	244	189	166	296	346	319	24	28	23
	46	654	96	77	76	77	93	81	7	12	12
	47	1,140	115	100	87	189	193	183	18	24	21
	48	912	125	108	89	119	129	133	13	14	14
	49	1,029	125	101	82	154	168	174	7	12	10
	50	345	65	65	59	28	30	26	3	4	3
	51	1,251	117	87	73	225	237	242	10	9	19
	52	981	98	82	72	159	168	171	6	8	7
	53	936	140	121	102	105	121	121	11	21	15
	54	1,932	229	172	138	298	316	331	28	25	23
	55	1,152	166	126	108	162	178	163	6	16	13
	56	1,392	142	107	99	244	262	247	15	14	17
		<u>62,067</u>	<u>8,107</u>	<u>6,684</u>	<u>5,751</u>	<u>8,408</u>	<u>9,324</u>	<u>9,111</u>	<u>801</u>	<u>941</u>	<u>929</u>
Perinton											
Pittsford											
	1	873	138	112	105	101	114	123	9	11	12
	2	957	151	134	106	94	120	112	17	16	22
	3	1,659	204	208	166	256	268	260	18	21	24
	4	1,272	173	149	125	163	186	186	13	18	16
	5	912	161	159	131	87	97	101	11	14	14
	6	753	141	130	118	53	70	69	11	10	9
	7	552	93	90	76	60	69	76	4	3	6
	8	1,224	126	131	83	194	216	208	12	15	17
	9	1,284	170	172	134	185	183	177	14	11	12
	10	1,344	157	140	121	200	211	209	27	21	25
	11	906	102	92	94	140	132	126	18	15	13
	12	1,080	148	142	121	144	164	162	7	13	12
	13	798	115	100	91	94	104	110	4	16	10
	14	1,440	190	184	144	196	228	218	17	12	21

COUNTY COURT JUDGE
(VOTE FOR 3)
PART 1 OF 2
DETAIL

LEGISLATIVE DISTRICT OR TOWN	ELECTION DISTRICT	TOTAL VOTERS	KELLY C. WOLFORD	KAREN L. MORRIS	VINCENT J. RIZZO	VICKI ARGENTO	VINCENT M. DINOLFO	JAMES J. PIAMPIANO	VICKI ARGENTO	VINCENT M. DINOLFO	JAMES J. PIAMPIANO
			DEM	DEM	DEM	REP	REP	REP	IND	IND	IND
Pittsford											
	15	741	83	77	73	109	95	103	16	16	13
	16	858	129	112	93	105	122	122	8	9	10
	17	1,488	271	230	182	156	171	174	12	16	17
	18	1,053	158	168	118	122	144	155	6	8	7
	19	702	85	77	57	96	102	112	8	9	7
	20	1,149	180	183	145	123	149	150	5	10	7
	21	1,131	182	185	152	114	125	133	12	21	20
	22	1,410	216	221	170	168	178	188	16	19	20
	23	1,080	113	112	113	166	168	151	18	14	16
	24	1,437	197	195	140	209	238	237	10	14	14
	25	1,494	209	226	166	199	218	226	6	21	12
	26	1,080	161	130	118	140	163	163	10	14	12
	27	1,005	151	130	109	117	131	126	11	17	16
	28	1,086	133	148	98	147	171	178	9	10	10
	29	1,077	116	135	92	165	150	170	16	12	16
	30	966	122	131	96	144	144	155	8	8	10
	31	1,335	169	163	108	155	179	194	22	25	27
	32	1,167	176	163	141	147	169	165	13	14	15
	33	1,473	173	145	124	212	243	236	19	22	16
	34	1,359	181	154	133	202	227	236	13	9	10
Pittsford		38,145	5,274	5,028	4,043	4,963	5,449	5,511	420	484	488
Riga											
	1	1,479	138	129	96	216	234	229	29	36	31
	2	1,203	126	92	77	177	199	192	22	23	26
	3	870	99	89	79	118	138	131	16	17	15
	4	1,128	113	108	86	166	179	182	18	17	16
	5	1,044	88	62	58	168	185	184	10	13	10
	6	1,017	77	60	53	142	160	163	13	15	12
Riga		6,741	641	540	449	987	1,095	1,081	108	121	110

COUNTY COURT JUDGE
(VOTE FOR 3)
PART 1 OF 2
DETAIL

LEGISLATIVE DISTRICT OR TOWN	ELECTION DISTRICT	TOTAL VOTERS	KELLY C. WOLFORD	KAREN L. MORRIS	VINCENT J. RIZZO	VICKI ARGENTO	VINCENT M. DINOLFO	JAMES J. PIAMPIANO	VICKI ARGENTO	VINCENT M. DINOLFO	JAMES J. PIAMPIANO
			DEM	DEM	DEM	REP	REP	REP	IND	IND	IND
Rush											
	1	1,287	150	125	108	180	199	200	15	17	19
	2	981	114	100	75	146	157	166	13	17	17
	3	1,389	191	171	138	171	189	196	14	19	19
	4	1,335	155	129	104	179	201	206	18	24	25
Rush		4,992	610	525	425	676	746	768	60	77	80
Sweden											
	1	1,071	135	110	108	152	157	166	12	19	15
	2	543	77	69	65	61	66	63	8	8	7
	3	1,146	168	151	131	118	146	145	14	18	17
	4	1,236	161	133	112	166	174	169	16	19	24
	5	294	43	35	31	31	36	37	6	6	7
	6	924	106	97	82	116	119	124	14	14	15
	7	1,125	158	143	118	141	148	142	16	15	20
	8	810	68	62	47	123	124	126	13	13	17
	9	633	72	70	57	85	86	87	5	9	10
	10	1,332	107	98	92	202	196	192	19	20	20
	11	336	45	40	36	28	33	29	4	5	9
	12	885	89	67	63	130	138	135	11	17	12
Sweden		10,335	1,229	1,075	942	1,353	1,423	1,415	138	163	173
Webster											
	1	1,167	162	123	103	151	171	169	14	16	19
	2	1,143	147	120	115	164	175	175	20	19	13
	3	1,218	168	142	108	149	168	166	17	26	18
	4	555	68	52	43	70	79	83	10	14	6
	5	1,113	175	114	106	137	173	143	11	17	18
	6	1,032	147	135	121	126	141	143	15	13	14
	7	1,176	174	125	112	140	173	178	17	19	16
	8	1,053	137	119	92	133	144	136	20	22	21
	9	1,476	188	134	113	199	241	235	21	19	21

COUNTY COURT JUDGE
(VOTE FOR 3)
PART 1 OF 2
DETAIL

LEGISLATIVE DISTRICT OR TOWN	ELECTION DISTRICT	TOTAL VOTERS	KELLY C. WOLFORD	KAREN L. MORRIS	VINCENT J. RIZZO	VICKI ARGENTO	VINCENT M. DINOLFO	JAMES J. PIAMPIANO	VICKI ARGENTO	VINCENT M. DINOLFO	JAMES J. PIAMPIANO
			DEM	DEM	DEM	REP	REP	REP	IND	IND	IND
Webster											
	10	1,623	200	151	123	235	266	255	25	24	20
	11	1,062	130	88	70	141	158	154	18	17	15
	12	1,446	189	134	106	195	235	228	15	23	22
	13	1,065	131	114	98	151	167	160	11	14	17
	14	990	145	122	108	124	138	129	13	16	16
	15	804	111	84	69	103	124	120	9	13	12
	16	1,230	159	142	128	152	176	163	13	19	16
	17	1,086	144	89	74	144	170	159	12	23	14
	18	852	123	108	79	103	119	126	12	16	16
	19	1,668	201	154	143	233	280	252	25	22	26
	20	1,437	165	122	121	200	232	218	16	19	14
	21	1,251	154	104	100	191	211	199	10	19	18
	22	1,143	133	103	79	156	172	179	15	15	14
	23	1,020	145	98	86	136	162	149	15	16	24
	24	2,469	307	256	206	304	342	345	46	46	43
	25	840	117	102	97	109	118	117	10	14	12
	26	1,071	115	99	93	157	172	166	17	17	17
	27	819	106	80	67	114	126	128	10	16	13
	28	1,074	128	100	91	142	163	147	14	16	19
	29	789	120	92	90	83	104	97	11	14	12
	30	720	106	85	69	78	95	79	8	11	15
	31	1,290	139	135	107	191	209	207	16	16	17
	32	1,344	154	116	105	200	216	212	16	23	16
	33	1,188	152	108	105	157	194	165	11	15	18
	34	630	85	62	61	89	106	102	8	13	8
	35	804	96	66	73	104	129	111	11	15	10
	36	987	110	86	84	140	162	155	14	16	10
	37	1,779	285	163	137	209	281	261	17	25	28
	38	1,413	203	170	157	156	175	176	26	22	25

COUNTY COURT JUDGE
(VOTE FOR 3)
PART 1 OF 2
DETAIL

LEGISLATIVE DISTRICT OR TOWN	ELECTION DISTRICT	TOTAL VOTERS	KELLY C. WOLFORD	KAREN L. MORRIS	VINCENT J. RIZZO	VICKI ARGENTO	VINCENT M. DINOLFO	JAMES J. PIAMPIANO	VICKI ARGENTO	VINCENT M. DINOLFO	JAMES J. PIAMPIANO
			DEM	DEM	DEM	REP	REP	REP	IND	IND	IND
Webster											
	39	1,119	168	140	129	137	173	156	16	18	16
	40	1,662	201	162	152	235	262	244	19	36	26
	41	1,356	157	133	113	193	204	192	30	26	23
	42	1,044	130	106	94	122	141	144	20	21	18
	43	858	111	88	81	99	128	113	13	11	15
		<u>49,866</u>	<u>6,486</u>	<u>5,026</u>	<u>4,408</u>	<u>6,552</u>	<u>7,575</u>	<u>7,236</u>	<u>687</u>	<u>812</u>	<u>751</u>
Wheatland											
	1	1,002	123	112	93	116	128	125	11	15	18
	2	1,020	111	95	93	140	150	139	15	18	19
	3	1,254	167	141	124	139	172	162	18	26	25
	4	951	115	89	93	133	155	134	14	21	19
	5	1,170	121	111	90	172	192	195	11	9	12
		<u>5,397</u>	<u>637</u>	<u>548</u>	<u>493</u>	<u>700</u>	<u>797</u>	<u>755</u>	<u>69</u>	<u>89</u>	<u>93</u>
TOWNS		<u>579,504</u>	<u>72,445</u>	<u>64,100</u>	<u>54,608</u>	<u>74,516</u>	<u>84,720</u>	<u>81,004</u>	<u>8,222</u>	<u>9,700</u>	<u>9,303</u>
GRAND TOTAL:		<u>699,819</u>	<u>95,527</u>	<u>87,065</u>	<u>75,434</u>	<u>81,158</u>	<u>92,707</u>	<u>88,458</u>	<u>9,477</u>	<u>11,192</u>	<u>10,676</u>

COUNTY COURT JUDGE
(VOTE FOR 3)
PART 2 OF 2
DETAIL

LEGISLATIVE DISTRICT OR TOWN	ELECTION DISTRICT	TOTAL VOTERS	VICKI ARGENTO	VINCENT M. DINOLFO	JAMES J. PIAMPIANO	KELLY C. WOLFORD	KAREN L. MORRIS	VINCENT J. RIZZO	SCATTER	BLANK AND VOID
			CON	CON	CON	WOR	WOR	WOR		
Leg. Dist. 06										
	1	1,164	23	31	22	21	20	19	0	128
	2	525	13	19	15	4	6	2	0	66
	3	687	21	24	22	6	4	3	0	72
	4	822	18	20	20	18	14	17	0	61
	5	780	24	23	25	11	13	12	0	83
	6	720	10	15	14	13	13	10	3	62
		4,698	109	132	118	73	70	63	3	472
Leg. Dist. 07										
	1	1,164	30	27	26	17	25	17	0	122
	2	720	13	14	12	10	9	8	0	106
	3	666	18	14	15	5	9	7	0	68
		2,550	61	55	53	32	43	32	0	296
Leg. Dist. 21										
	1	840	12	16	15	23	25	19	1	87
	2	648	9	9	10	7	10	8	0	71
	3	411	7	7	8	6	8	5	0	53
	4	438	6	5	5	3	6	5	3	59
	5/16	918	21	21	20	18	19	18	0	103
	6	708	5	4	3	21	23	19	0	115
	7	1,110	15	18	17	26	23	23	0	120
	8	303	4	3	4	7	7	7	0	48
	9	732	12	9	11	14	18	15	0	79
	10	1,029	16	19	21	14	13	5	0	122
	11	510	4	4	5	6	6	3	0	103
	12	897	10	16	13	23	17	21	1	103
	13	414	4	7	4	20	23	21	0	34
	14	1,032	32	27	30	20	19	17	3	142
	15	741	12	12	14	11	15	10	0	79
	17/28	606	6	7	6	10	10	8	0	100

COUNTY COURT JUDGE
(VOTE FOR 3)
PART 2 OF 2
DETAIL

LEGISLATIVE DISTRICT OR TOWN	ELECTION DISTRICT	TOTAL VOTERS	VICKI ARGENTO	VINCENT M. DINOLFO	JAMES J. PIAMPIANO	KELLY C. WOLFORD	KAREN L. MORRIS	VINCENT J. RIZZO	SCATTER	BLANK AND VOID
			CON	CON	CON	WOR	WOR	WOR		
Leg. Dist. 21										
	18	408	4	5	4	3	4	2	0	67
	19	204	2	4	3	3	2	2	0	31
	20	381	5	8	8	13	8	8	0	24
	21	603	7	8	8	11	9	10	0	97
	22	528	13	12	14	7	6	4	0	110
	23	405	4	6	5	3	1	3	0	75
	24	885	14	13	13	20	22	18	0	76
	25	516	2	3	3	2	4	1	0	67
	26	465	3	2	1	1	1	1	0	59
	27	324	4	5	4	7	8	7	0	35
	29	177	2	2	1	0	0	0	0	21
	30	24	1	1	1	1	1	2	0	7
	31/34	270	1	1	0	5	5	4	0	19
	32	30	0	0	1	1	1	1	0	3
	33	312	8	8	8	2	4	1	0	29
Leg. Dist. 21		16,869	245	262	260	308	318	268	8	2,138
Leg. Dist. 22										
	1	399	3	3	3	5	8	3	0	44
	2	186	1	1	0	1	0	0	0	33
	3	396	2	2	3	3	4	2	0	119
	4	171	2	2	2	1	1	2	0	26
	5	360	2	2	4	3	3	3	0	71
	6	372	0	0	0	3	3	1	0	116
	7	225	1	1	2	1	1	1	0	38
	8	426	7	11	8	7	7	6	0	79
	9	315	1	2	4	2	1	2	0	59
	10	291	0	3	1	2	0	0	0	66
	11	348	3	4	3	2	2	4	0	82
	12	264	0	0	0	0	0	1	0	53

COUNTY COURT JUDGE
(VOTE FOR 3)
PART 2 OF 2
DETAIL

LEGISLATIVE DISTRICT OR TOWN	ELECTION DISTRICT	TOTAL VOTERS	VICKI ARGENTO	VINCENT M. DINOLFO	JAMES J. PIAMPIANO	KELLY C. WOLFORD	KAREN L. MORRIS	VINCENT J. RIZZO	SCATTER	BLANK AND VOID
			CON	CON	CON	WOR	WOR	WOR		
Leg. Dist. 22										
	13	162	0	0	0	1	1	1	0	50
	14	414	5	2	2	8	7	3	0	71
	15	390	3	1	1	3	4	4	0	75
	16	150	0	0	0	1	1	1	0	19
	17	192	3	2	2	2	1	1	0	32
	18	237	2	3	2	1	1	1	0	69
	19	273	3	4	2	0	0	0	0	46
	20	366	0	0	0	3	1	1	0	61
	21	267	0	1	2	1	1	0	0	60
	22	426	3	4	4	4	2	3	0	95
	23	309	1	2	2	1	1	1	0	68
	24	225	1	1	1	3	4	2	1	40
Leg. Dist. 22		7,164	43	51	48	58	54	43	1	1,472
Leg. Dist. 23										
	1	381	7	6	11	12	14	11	0	40
	2	855	10	9	10	21	27	19	4	124
	3	468	6	4	6	17	19	16	1	50
	4	1,080	20	22	23	20	20	17	0	101
	5	651	10	9	9	11	13	15	4	93
	6	444	10	9	11	7	11	4	0	63
	7	714	7	7	9	22	27	20	0	83
	8	696	8	9	6	21	24	19	0	80
	9	477	2	2	3	15	12	12	0	43
	10	633	10	8	9	16	21	20	0	74
	11	741	8	12	9	21	22	22	0	51
	12	969	7	8	8	14	14	13	0	102
	13	561	17	17	16	16	19	16	4	56
	14	603	10	13	11	16	15	13	0	81
	15	441	7	10	8	4	3	4	0	55

COUNTY COURT JUDGE
(VOTE FOR 3)
PART 2 OF 2
DETAIL

LEGISLATIVE DISTRICT OR TOWN	ELECTION DISTRICT	TOTAL VOTERS	VICKI ARGENTO	VINCENT M. DINOLFO	JAMES J. PIAMPIANO	KELLY C. WOLFORD	KAREN L. MORRIS	VINCENT J. RIZZO	SCATTER	BLANK AND VOID
			CON	CON	CON	WOR	WOR	WOR		
Leg. Dist. 23										
	16	603	8	8	8	21	22	19	0	59
	17	945	14	17	19	18	26	18	3	87
	18	969	21	21	18	13	19	13	0	101
	19	747	8	9	6	14	17	14	0	93
	20	933	13	13	11	26	25	20	0	112
	21	798	9	12	12	26	22	21	0	93
	22	633	8	9	8	15	17	15	0	58
	23	363	3	3	3	7	6	6	3	42
	24	822	4	6	4	10	17	13	0	113
	25	1,182	20	19	15	18	23	21	5	115
	26	1,317	14	18	15	24	23	23	0	125
	27	639	19	18	21	8	12	8	0	80
Leg. Dist. 23		19,665	280	298	289	433	490	412	24	2,174
Leg. Dist. 24										
	1	1,026	16	14	18	45	55	49	0	103
	2	834	6	8	9	34	34	30	0	64
	3	810	6	5	5	28	31	26	0	55
	4	861	8	10	11	27	28	24	0	94
	5	813	8	11	11	15	17	15	0	89
	6	561	7	6	8	15	17	13	0	51
	7	501	7	6	6	9	10	6	0	67
	8	726	10	8	8	20	21	20	0	77
	9	567	14	14	13	11	8	9	0	53
	10	849	1	5	3	42	47	37	0	138
	11	336	4	2	2	0	2	2	0	31
	12	216	2	1	5	2	4	3	0	25
	13	759	9	10	11	41	44	38	0	59
	14	831	8	8	8	33	32	31	0	99
	15	1,017	11	11	13	19	26	20	1	180

COUNTY COURT JUDGE
(VOTE FOR 3)
PART 2 OF 2
DETAIL

LEGISLATIVE DISTRICT OR TOWN	ELECTION DISTRICT	TOTAL VOTERS	VICKI ARGENTO CON	VINCENT M. DINOLFO CON	JAMES J. PIAMPIANO CON	KELLY C. WOLFORD WOR	KAREN L. MORRIS WOR	VINCENT J. RIZZO WOR	SCATTER	BLANK AND VOID
Leg. Dist. 24										
	16	717	10	10	10	26	31	23	0	86
	17	309	3	2	2	1	1	2	0	40
Leg. Dist. 24		11,733	130	131	143	368	408	348	1	1,311
Leg. Dist. 25										
	1	759	8	10	11	14	14	12	1	99
	2	552	3	2	2	9	9	10	0	98
	3	807	5	5	5	7	6	6	0	184
	4	96	0	0	1	0	1	1	0	25
	5	639	2	2	2	9	14	11	0	118
	6	612	3	2	3	19	17	18	0	103
	7	591	3	2	2	4	8	6	0	126
	8	675	2	1	3	5	8	6	0	116
	9	408	1	0	0	6	4	6	0	82
	10	513	1	1	2	3	4	3	0	111
	11	405	0	1	0	3	4	3	0	69
	12	894	7	10	7	37	38	35	0	108
	13	558	1	0	3	3	5	6	0	120
	14/24	942	5	8	4	25	25	22	0	90
	15	402	0	1	0	6	3	4	0	104
	16	84	2	1	2	3	3	4	0	16
	17	300	1	1	1	1	1	1	0	95
	18	840	10	10	11	14	22	14	0	124
	19/21	294	2	3	2	4	4	4	0	28
	20/25	843	8	10	7	5	9	9	0	137
	22	468	0	3	3	8	9	8	0	65
	23	108	0	0	0	1	1	1	0	8
Leg. Dist. 25		11,790	64	73	71	186	209	190	1	2,026

COUNTY COURT JUDGE
(VOTE FOR 3)
PART 2 OF 2
DETAIL

LEGISLATIVE DISTRICT OR TOWN	ELECTION DISTRICT	TOTAL VOTERS	VICKI ARGENTO	VINCENT M. DINOLFO	JAMES J. PIAMPIANO	KELLY C. WOLFORD	KAREN L. MORRIS	VINCENT J. RIZZO	SCATTER	BLANK AND VOID
			CON	CON	CON	WOR	WOR	WOR		
Leg. Dist. 26										
	1/13	483	9	14	13	9	14	11	0	38
	2	237	4	3	4	4	8	4	0	28
	3	459	14	16	19	9	8	7	0	52
	4	672	20	25	21	11	12	10	0	55
	5	495	13	13	16	8	7	5	0	58
	7	555	10	18	11	5	5	3	0	58
	8	609	8	4	5	6	9	5	0	85
	9	705	17	15	13	10	12	10	0	81
	10	591	8	7	8	8	11	10	0	76
	11	651	11	11	11	7	10	7	0	65
	12	885	14	13	15	10	13	7	0	119
	14	552	11	13	12	9	7	5	0	69
	15	624	12	13	16	10	10	6	0	67
	16	753	11	13	10	10	12	11	0	76
	17	9	1	1	1	0	0	0	0	0
Leg. Dist. 26		8,280	163	179	175	116	138	101	0	927
Leg. Dist. 27										
	1	849	13	17	16	10	10	15	0	107
	2	846	13	18	15	11	14	11	0	108
	3	705	7	9	9	19	20	18	0	113
	4	888	12	13	11	15	15	17	2	139
	5	843	1	3	2	24	22	21	0	133
	6	660	5	3	6	6	9	7	0	87
	7	792	9	8	7	13	17	14	1	115
	8	657	4	0	1	5	6	4	0	110
	9	855	2	1	2	18	20	18	3	125
	10	732	10	11	9	19	21	12	0	110
	11	792	7	7	8	4	6	3	0	94
	12	651	6	4	5	11	14	7	0	112

COUNTY COURT JUDGE
(VOTE FOR 3)
PART 2 OF 2
DETAIL

LEGISLATIVE DISTRICT OR TOWN	ELECTION DISTRICT	TOTAL VOTERS	VICKI ARGENTO	VINCENT M. DINOLFO	JAMES J. PIAMPIANO	KELLY C. WOLFORD	KAREN L. MORRIS	VINCENT J. RIZZO	SCATTER	BLANK AND VOID
			CON	CON	CON	WOR	WOR	WOR		
Leg. Dist. 27										
	13	660	3	2	3	6	7	9	3	110
	14	570	2	2	3	7	8	5	0	94
	15	627	5	5	5	7	9	8	0	163
	16	807	6	3	5	9	10	8	0	136
	17	363	4	3	5	3	1	2	0	49
	18	522	5	1	2	5	11	5	0	84
	19	726	3	5	4	12	17	14	3	121
	20	393	0	0	0	1	3	1	0	58
	21	375	3	3	3	5	1	1	0	41
	22	894	0	1	0	5	5	6	3	122
	23	435	0	1	1	5	3	6	0	96
	27	615	7	6	9	5	14	9	0	103
	28	465	1	2	2	3	1	2	0	90
Leg. Dist. 27		16,722	128	128	133	228	264	223	15	2,620
Leg. Dist. 28										
	1	495	8	9	8	5	2	3	0	54
	2	510	4	7	10	8	8	5	0	103
	3	276	5	2	2	3	4	1	0	50
	4	639	7	5	4	8	9	4	0	107
	5	369	9	7	9	3	6	3	0	33
	6	426	8	7	6	5	3	5	0	57
	7	789	10	8	9	12	13	9	0	87
	8	570	5	2	4	3	4	4	0	104
	9	324	6	4	4	2	3	4	0	61
	10	273	12	11	12	6	8	7	0	37
	11	492	10	12	10	7	7	5	0	67
	12	255	2	1	1	4	3	4	0	15
	13/25	396	9	7	8	1	1	3	0	42
	14	429	8	9	8	9	12	5	0	59

COUNTY COURT JUDGE
(VOTE FOR 3)
PART 2 OF 2
DETAIL

LEGISLATIVE DISTRICT OR TOWN	ELECTION DISTRICT	TOTAL VOTERS	VICKI ARGENTO	VINCENT M. DINOLFO	JAMES J. PIAMPIANO	KELLY C. WOLFORD	KAREN L. MORRIS	VINCENT J. RIZZO	SCATTER	BLANK AND VOID
			CON	CON	CON	WOR	WOR	WOR		
Leg. Dist. 28										
	15	207	1	1	1	1	1	1	0	37
	16	453	6	7	7	4	9	1	0	67
	17	177	4	6	6	5	3	0	0	22
	18/19	630	8	8	9	9	11	10	3	63
	21	492	9	11	9	14	11	11	0	54
	22	219	2	2	3	5	3	2	0	35
	23	600	7	7	8	11	10	10	0	60
	24	87	1	2	2	2	1	1	0	12
Leg. Dist. 28		9,108	141	135	140	127	132	98	3	1,226
Leg. Dist. 29										
	1	84	2	2	2	1	0	2	0	14
	2	159	1	0	3	4	5	2	0	29
	3	444	7	5	7	2	7	5	0	44
	4	636	8	11	10	8	10	11	0	93
	5	567	7	6	7	8	5	7	0	47
	6	450	9	9	9	4	2	3	0	58
	7	54	0	0	0	1	0	1	0	9
	8	573	3	5	4	5	3	6	0	84
	9	507	9	10	6	4	8	5	0	54
	10	498	9	10	10	2	6	5	1	77
	11	444	5	5	6	1	3	1	0	54
	12	495	7	7	8	4	4	5	0	68
	13	381	1	3	2	4	4	3	0	48
	14	528	8	6	7	3	10	3	1	54
	15	387	2	2	4	4	6	6	0	67
	16	240	1	1	2	0	0	0	0	45
	17	6	0	0	0	0	0	0	0	6
	18	681	15	18	16	15	18	12	0	85
	19	477	3	3	3	6	9	8	3	91

COUNTY COURT JUDGE
(VOTE FOR 3)
PART 2 OF 2
DETAIL

LEGISLATIVE DISTRICT OR TOWN	ELECTION DISTRICT	TOTAL VOTERS	VICKI ARGENTO	VINCENT M. DINOLFO	JAMES J. PIAMPIANO	KELLY C. WOLFORD	KAREN L. MORRIS	VINCENT J. RIZZO	SCATTER	BLANK AND VOID
			CON	CON	CON	WOR	WOR	WOR		
Leg. Dist. 29										
	20	657	3	6	1	5	7	8	0	96
	21	717	9	13	13	14	13	9	0	81
	22	384	0	0	0	1	3	3	0	66
	23	507	2	2	2	3	0	0	3	126
	24	636	11	14	14	2	8	5	0	75
	25	663	6	7	6	2	3	3	0	87
	26	336	3	2	3	2	2	1	0	64
	27	225	4	3	4	0	1	1	0	29
Leg. Dist. 29		<u>11,736</u>	<u>135</u>	<u>150</u>	<u>149</u>	<u>105</u>	<u>137</u>	<u>115</u>	<u>8</u>	<u>1,651</u>
CITY Brighton		120,315	1,499	1,594	1,579	2,034	2,263	1,893	64	16,313
	1	1,128	18	14	15	22	28	20	0	105
	2	771	12	13	11	13	15	13	1	78
	3	861	9	12	13	14	14	10	0	95
	4	948	8	10	10	18	21	15	0	77
	5	1,020	6	9	12	19	26	14	0	107
	6	1,332	17	17	16	25	24	17	0	104
	7	714	17	15	17	12	13	13	3	39
	8	1,068	14	15	15	9	5	4	1	68
	9	1,005	23	23	23	20	28	18	0	74
	10	1,125	15	15	16	13	19	14	0	117
	11	1,197	27	32	31	18	20	13	0	102
	12	1,341	19	13	20	18	23	16	0	163
	13	807	14	13	12	15	15	8	0	56
	14	588	3	3	4	13	13	13	1	48
	15	831	19	19	22	24	23	19	0	66
	16	708	10	12	14	2	0	1	0	51
	17	402	1	2	2	2	3	2	0	51
	18	960	11	9	9	20	23	15	0	79

COUNTY COURT JUDGE
(VOTE FOR 3)
PART 2 OF 2
DETAIL

LEGISLATIVE DISTRICT OR TOWN	ELECTION DISTRICT	TOTAL VOTERS	VICKI ARGENTO	VINCENT M. DINOLFO	JAMES J. PIAMPIANO	KELLY C. WOLFORD	KAREN L. MORRIS	VINCENT J. RIZZO	SCATTER	BLANK AND VOID
			CON	CON	CON	WOR	WOR	WOR		
Brighton	19	660	11	12	10	9	11	7	0	48
	20	654	9	7	8	6	10	8	0	73
	21	822	15	17	14	23	27	21	0	89
	22	1,035	12	14	16	7	16	8	0	85
	23	831	17	16	17	15	15	13	0	76
	24	1,155	15	19	15	15	13	13	1	126
	25	798	15	11	16	15	12	11	0	84
	26	741	10	10	13	19	19	14	0	82
	27	810	8	4	7	14	17	8	0	83
	28	1,188	17	14	14	20	20	11	0	103
	29	825	11	13	14	6	12	8	0	57
	30	1,521	23	18	20	21	21	14	0	176
	31	849	7	6	7	15	21	11	1	86
	32	1,122	11	11	11	17	26	17	0	105
	33	1,095	16	21	16	14	16	11	0	78
	34	933	28	27	31	18	23	15	0	74
	35	846	6	7	9	16	15	15	0	76
	36	489	9	6	9	9	9	8	0	75
	37	978	9	10	8	13	18	13	0	114
	38	1,056	17	15	18	17	20	14	0	87
	39	819	23	19	22	11	10	11	0	53
	40	1,446	11	11	13	14	17	12	0	149
	41	945	11	9	7	9	16	10	3	76
	42	309	6	5	7	5	4	2	0	28
	43	867	12	14	13	6	18	4	0	66
	44	318	4	3	6	4	4	2	0	35
	45	543	10	10	10	5	9	6	0	40
	46	513	6	7	8	4	6	6	0	61
Brighton		40,974	592	582	621	624	738	518	11	3,765

COUNTY COURT JUDGE
(VOTE FOR 3)
PART 2 OF 2
DETAIL

LEGISLATIVE DISTRICT OR TOWN	ELECTION DISTRICT	TOTAL VOTERS	VICKI ARGENTO	VINCENT M. DINOLFO	JAMES J. PIAMPIANO	KELLY C. WOLFORD	KAREN L. MORRIS	VINCENT J. RIZZO	SCATTER	BLANK AND VOID
			CON	CON	CON	WOR	WOR	WOR		
Chili										
	1	786	16	25	22	11	5	7	0	67
	2	1,185	52	51	52	17	17	16	0	98
	3	1,236	41	38	41	16	18	11	3	100
	4	693	30	29	30	3	7	6	0	62
	5	885	29	25	28	9	15	8	0	83
	6	972	34	33	36	14	11	10	0	95
	7	480	12	13	12	8	7	7	0	46
	8	951	38	41	42	16	19	14	0	53
	9	921	25	24	23	13	12	9	0	66
	10	687	44	37	45	11	20	12	3	53
	11	819	25	24	25	13	13	7	0	72
	12	969	25	26	24	12	7	4	0	85
	13	1,350	38	47	45	13	11	9	0	85
	14	1,014	45	48	45	11	10	8	0	60
	15	876	33	32	34	12	12	8	0	105
	16	1,287	49	50	52	14	15	7	0	104
	17	2,184	81	87	88	22	21	14	0	186
	18	966	29	27	29	13	8	4	0	139
	19	966	19	21	22	11	14	8	0	78
	20	1,332	43	45	41	10	11	9	0	136
	21	702	18	21	18	6	8	4	0	75
	22	714	18	18	19	13	13	11	3	67
	23	777	24	29	29	11	10	7	0	53
	24	2,109	60	56	65	31	35	24	0	237
	25	684	17	18	18	10	12	4	0	62
	26	1,191	54	54	53	25	19	10	0	111
	27	930	27	32	40	18	19	9	0	98
	28	783	23	21	24	10	11	6	0	102
	29	684	25	24	25	9	11	7	0	66

COUNTY COURT JUDGE
(VOTE FOR 3)
PART 2 OF 2
DETAIL

LEGISLATIVE DISTRICT OR TOWN	ELECTION DISTRICT	TOTAL VOTERS	VICKI ARGENTO	VINCENT M. DINOLFO	JAMES J. PIAMPIANO	KELLY C. WOLFORD	KAREN L. MORRIS	VINCENT J. RIZZO	SCATTER	BLANK AND VOID
			CON	CON	CON	WOR	WOR	WOR		
Chili										
	30	459	19	20	24	6	5	4	0	41
	31	42	1	1	1	2	1	0	0	4
	32	798	27	27	27	15	12	6	0	53
	33	915	24	23	22	12	15	9	3	66
		<u>31,347</u>	<u>1,045</u>	<u>1,067</u>	<u>1,101</u>	<u>417</u>	<u>424</u>	<u>279</u>	<u>12</u>	<u>2,808</u>
Clarkson										
	1	1,188	57	52	52	20	21	14	1	47
	2	879	36	36	34	12	10	7	0	95
	3	1,092	37	35	34	15	11	7	0	117
	4	1,431	51	52	52	16	16	8	0	104
	5	918	44	50	49	11	8	11	0	87
	6	792	30	35	37	16	12	10	3	83
		<u>6,300</u>	<u>255</u>	<u>260</u>	<u>258</u>	<u>90</u>	<u>78</u>	<u>57</u>	<u>4</u>	<u>533</u>
East Rochester										
	1	1,041	20	22	21	14	10	10	0	111
	2	822	18	15	20	10	12	10	0	140
	3	960	15	16	15	13	11	6	0	113
	4	789	15	15	17	12	12	12	0	96
	5	723	16	13	15	14	14	9	6	74
	6	843	17	15	16	10	9	4	0	118
	7	798	21	24	26	13	10	7	0	90
		<u>5,976</u>	<u>122</u>	<u>120</u>	<u>130</u>	<u>86</u>	<u>78</u>	<u>58</u>	<u>6</u>	<u>742</u>
East Rochester Gates										
	1	591	19	19	19	8	9	6	0	48
	2	771	12	10	11	2	9	1	0	106
	3	666	20	20	18	5	7	4	0	74
	4	807	26	25	23	6	4	5	0	94
	5	1,071	20	23	23	17	11	8	0	85

COUNTY COURT JUDGE
(VOTE FOR 3)
PART 2 OF 2
DETAIL

LEGISLATIVE DISTRICT OR TOWN	ELECTION DISTRICT	TOTAL VOTERS	VICKI ARGENTO	VINCENT M. DINOLFO	JAMES J. PIAMPIANO	KELLY C. WOLFORD	KAREN L. MORRIS	VINCENT J. RIZZO	SCATTER	BLANK AND VOID
			CON	CON	CON	WOR	WOR	WOR		
Gates										
	6	801	14	14	15	14	16	16	0	86
	7	1,428	40	37	40	20	21	22	0	112
	8	636	10	10	11	7	8	7	1	52
	9	912	15	15	15	8	12	6	0	106
	10	504	16	16	17	2	3	2	0	55
	11	642	16	16	17	7	17	9	0	64
	12	561	13	16	17	6	11	6	0	45
	13	798	25	21	25	10	12	7	0	81
	14	654	9	11	8	7	8	6	0	81
	15	1,203	36	32	37	6	13	10	0	130
	16	654	18	20	18	4	5	3	0	55
	17	768	19	25	26	8	8	4	0	62
	18	921	34	31	37	10	13	4	0	103
	19	807	22	24	24	12	6	2	0	69
	20	777	11	12	8	14	9	10	0	90
	21	762	18	18	16	6	6	7	0	87
	22	690	21	23	21	3	10	5	0	66
	23	789	27	27	30	12	10	4	0	96
	24	828	21	23	23	7	9	8	0	80
	25	690	17	19	18	5	9	4	0	55
	26	957	28	30	30	11	15	9	0	93
	27	939	32	27	31	12	12	10	0	103
	28	621	4	6	4	11	9	7	0	75
	29	738	20	19	19	10	5	4	0	70
	30	549	10	14	13	5	4	4	0	63
	31	627	14	19	16	7	9	7	0	49
	32	960	32	26	29	17	15	12	0	62
	33	372	10	11	9	4	7	1	0	23

COUNTY COURT JUDGE
(VOTE FOR 3)
PART 2 OF 2
DETAIL

LEGISLATIVE DISTRICT OR TOWN	ELECTION DISTRICT	TOTAL VOTERS	VICKI ARGENTO	VINCENT M. DINOLFO	JAMES J. PIAMPIANO	KELLY C. WOLFORD	KAREN L. MORRIS	VINCENT J. RIZZO	SCATTER	BLANK AND VOID
			CON	CON	CON	WOR	WOR	WOR		
Gates										
	34	735	20	24	24	2	3	2	0	69
	35	549	12	16	16	5	2	6	0	56
Gates		26,778	681	699	708	290	327	228	1	2,645
Greece										
	1	819	24	28	25	9	7	9	9	73
	2	966	35	41	38	14	18	12	0	111
	3	783	23	29	25	9	10	8	1	66
	4	723	25	24	27	10	8	7	0	79
	5	666	19	19	17	13	11	8	0	64
	6	591	25	22	24	12	6	8	0	50
	7	846	27	29	30	14	21	12	0	63
	8	765	20	26	28	10	13	7	0	86
	9	684	16	17	17	10	13	8	0	44
	10	687	24	25	26	12	13	7	0	47
	11	357	10	6	12	5	5	2	0	42
	12	450	15	15	15	9	7	7	0	39
	13	723	37	35	35	4	4	6	0	58
	14	654	16	18	16	6	7	6	0	59
	15	735	24	21	26	2	6	3	1	67
	16	570	18	22	24	11	5	5	0	67
	17	1,080	35	39	38	5	5	4	0	82
	18	972	22	29	24	10	12	5	2	76
	19	684	16	18	18	10	13	10	0	52
	20	708	37	39	39	11	10	9	0	58
	21	693	28	31	31	17	12	9	0	64
	22	636	12	11	12	6	10	3	0	43
	23	1,272	27	33	34	13	12	13	0	147
	24	1,245	39	41	39	9	12	8	0	117
	25	804	22	24	24	20	16	16	0	82

COUNTY COURT JUDGE
(VOTE FOR 3)
PART 2 OF 2
DETAIL

LEGISLATIVE DISTRICT OR TOWN	ELECTION DISTRICT	TOTAL VOTERS	VICKI ARGENTO	VINCENT M. DINOLFO	JAMES J. PIAMPIANO	KELLY C. WOLFORD	KAREN L. MORRIS	VINCENT J. RIZZO	SCATTER	BLANK AND VOID
			CON	CON	CON	WOR	WOR	WOR		
Greece										
	26	750	25	25	26	13	7	3	1	59
	27	1,074	31	30	32	12	7	5	0	80
	28	1,026	41	48	45	18	16	10	1	69
	29	954	35	37	39	6	10	5	0	88
	30	621	15	19	21	9	5	5	0	57
	31	696	24	27	30	9	12	6	0	50
	32	795	23	29	26	15	13	9	0	96
	33	1,035	43	46	48	7	12	6	0	71
	34	930	35	40	41	9	7	5	0	83
	35	951	38	44	40	11	11	11	0	103
	36	1,065	18	24	19	8	9	4	0	102
	37	627	30	31	31	9	11	9	0	43
	38	1,020	38	44	41	12	8	7	0	85
	39	576	17	20	22	3	7	1	0	55
	40	669	15	16	13	5	8	7	0	43
	41	846	29	29	32	9	14	7	0	75
	42	789	19	20	20	8	8	5	0	82
	43	798	41	44	45	10	5	4	0	66
	44	1,242	30	30	32	17	14	11	0	112
	45	1,215	32	45	36	10	10	13	0	110
	46	513	16	17	15	7	10	4	0	59
	47	891	35	38	36	11	13	18	0	43
	48	669	22	23	23	12	11	5	0	80
	49	720	15	25	21	10	7	10	0	80
	50	873	31	37	32	16	7	9	1	74
	51	573	15	18	15	5	6	1	0	53
	52	1,065	36	46	49	17	14	9	0	91
	53	705	19	19	23	6	3	2	0	67
	54	1,011	36	37	44	14	17	11	0	109

COUNTY COURT JUDGE
(VOTE FOR 3)
PART 2 OF 2
DETAIL

LEGISLATIVE DISTRICT OR TOWN	ELECTION DISTRICT	TOTAL VOTERS	VICKI ARGENTO	VINCENT M. DINOLFO	JAMES J. PIAMPIANO	KELLY C. WOLFORD	KAREN L. MORRIS	VINCENT J. RIZZO	SCATTER	BLANK AND VOID
			CON	CON	CON	WOR	WOR	WOR		
Greece										
	55	735	31	32	33	3	7	3	3	49
	56	1,077	38	42	39	14	13	12	1	69
	57	897	30	32	32	5	7	5	0	107
	58	1,122	31	37	38	14	17	14	0	90
	59	513	11	9	9	6	5	7	0	50
	60	684	23	20	18	11	14	10	0	60
	61	873	29	32	30	4	6	7	0	117
	62	978	29	31	33	14	13	7	0	90
	63	951	44	48	46	16	16	12	0	67
	64	705	18	17	15	4	7	5	0	78
	65	768	9	9	8	6	9	6	0	123
	66	501	14	17	18	8	7	2	0	36
	67	786	26	25	25	10	9	9	0	86
	68	1,077	48	51	49	10	8	3	0	141
	69	606	17	19	19	6	5	3	0	40
	70	1,815	63	57	61	24	14	19	2	154
	71	1,074	27	27	30	7	12	5	0	82
	72	1,068	40	52	48	13	10	2	0	78
	73	498	23	23	23	8	3	6	0	52
	74	753	13	16	15	9	8	8	0	60
	75	684	15	20	20	7	3	7	0	80
	76	714	20	20	21	9	9	4	0	72
	77	1,038	18	22	22	9	12	8	0	88
	78	618	15	15	15	7	8	6	0	66
	79	1,380	44	45	48	20	31	11	9	134
	80	1,176	37	39	38	12	9	8	0	124
	81	579	9	13	11	4	7	5	0	17
	82	705	14	14	15	9	4	6	0	103
	83	567	12	12	12	5	2	6	0	76

COUNTY COURT JUDGE
(VOTE FOR 3)
PART 2 OF 2
DETAIL

LEGISLATIVE DISTRICT OR TOWN	ELECTION DISTRICT	TOTAL VOTERS	VICKI ARGENTO	VINCENT M. DINOLFO	JAMES J. PIAMPIANO	KELLY C. WOLFORD	KAREN L. MORRIS	VINCENT J. RIZZO	SCATTER	BLANK AND VOID
			CON	CON	CON	WOR	WOR	WOR		
Greece										
	84	1,041	41	40	43	8	12	7	0	91
	85	1,149	38	44	41	18	16	7	0	118
	86	1,308	43	50	54	8	4	5	0	84
	87	849	27	30	38	7	8	6	0	50
	88	861	20	31	29	12	12	7	0	61
	89	750	21	26	26	5	10	8	0	79
	90	969	46	49	48	12	11	5	3	103
	91	1,674	53	62	56	25	19	13	0	166
	92	1,251	38	45	45	10	13	8	0	92
	93	1,251	32	34	33	16	8	8	0	117
	94	882	36	34	36	13	19	10	3	59
	95	639	11	12	15	4	8	3	0	41
	96	1,164	43	46	48	7	8	8	0	101
	97	1,653	43	52	51	17	11	9	0	159
	98	1,179	46	46	50	26	28	22	0	114
	99	1,008	45	44	42	9	12	5	0	99
	100	1,257	37	41	40	7	13	7	0	98
	101	666	22	26	28	6	3	5	1	63
	102	1,221	44	46	47	17	22	13	0	130
	103	1,065	48	51	55	10	10	4	0	67
	104	1,095	26	33	33	16	9	11	0	67
	105	705	21	19	22	13	11	4	0	49
	106	792	33	31	30	12	9	6	0	87
	107	633	26	24	23	7	5	1	0	49
	108	549	17	19	20	4	2	0	0	54
	109	1,131	36	38	37	9	10	7	0	134
Greece		95,496	3,041	3,319	3,322	1,121	1,106	789	38	8,642

COUNTY COURT JUDGE
(VOTE FOR 3)
PART 2 OF 2
DETAIL

LEGISLATIVE DISTRICT OR TOWN	ELECTION DISTRICT	TOTAL VOTERS	VICKI ARGENTO	VINCENT M. DINOLFO	JAMES J. PIAMPIANO	KELLY C. WOLFORD	KAREN L. MORRIS	VINCENT J. RIZZO	SCATTER	BLANK AND VOID
			CON	CON	CON	WOR	WOR	WOR		
Hamlin										
	1	810	27	31	32	14	10	10	0	57
	2	1,083	25	30	33	26	17	9	0	65
	3	708	36	36	35	11	8	12	0	60
	4	696	35	35	38	7	7	6	3	42
	5	759	31	36	31	14	13	7	0	69
	6	576	21	28	25	12	7	5	0	44
	7	1,266	44	49	47	19	16	15	3	106
	8	576	26	24	24	7	10	4	0	60
	9	582	19	19	21	4	5	2	0	32
	10	1,080	42	42	44	13	14	12	0	80
	11	198	10	12	9	4	4	5	0	19
Hamlin		8,334	316	342	339	131	111	87	6	634
Henrietta										
	1	1,182	28	36	37	16	14	12	0	129
	2	768	33	33	33	13	11	9	0	65
	3	492	4	6	6	6	11	5	0	63
	4	1,014	23	20	25	12	13	9	0	88
	5	918	27	28	24	10	9	7	0	87
	6	894	30	31	30	9	11	10	0	84
	7	846	25	24	24	10	9	5	0	77
	8	930	16	19	21	8	12	7	0	92
	9	777	26	29	25	11	4	4	0	91
	10	876	23	23	23	14	11	9	0	91
	11	846	24	24	25	4	2	1	0	102
	12	870	20	23	25	7	9	7	0	63
	13	1,062	35	37	41	19	20	15	0	106
	14	723	17	19	19	13	8	10	0	80
	15	909	25	25	25	18	18	14	0	83
	16	627	18	13	19	7	13	7	0	45

COUNTY COURT JUDGE
(VOTE FOR 3)
PART 2 OF 2
DETAIL

LEGISLATIVE DISTRICT OR TOWN	ELECTION DISTRICT	TOTAL VOTERS	VICKI ARGENTO	VINCENT M. DINOLFO	JAMES J. PIAMPIANO	KELLY C. WOLFORD	KAREN L. MORRIS	VINCENT J. RIZZO	SCATTER	BLANK AND VOID
			CON	CON	CON	WOR	WOR	WOR		
Henrietta										
	17	1,071	31	31	34	19	19	14	0	91
	18	1,029	22	22	22	16	12	11	3	124
	19	816	23	27	24	10	8	5	0	83
	20	1,173	29	32	40	16	18	11	0	121
	21	720	14	12	14	12	8	9	0	48
	22	1,347	30	32	31	11	14	6	0	110
	23	699	17	20	26	12	12	8	0	91
	24	996	27	25	28	16	19	19	0	88
	25	915	38	34	38	12	12	9	0	67
	26	1,680	53	60	56	13	18	10	0	130
	27	1,434	43	46	50	8	14	7	0	127
	28	1,134	26	30	31	13	19	7	0	106
	29	1,776	48	49	60	22	19	17	0	194
	30	1,740	54	52	54	19	21	16	0	181
	31	543	11	13	16	7	6	2	0	57
	32	1,359	31	29	33	7	16	8	0	97
	33	717	17	17	17	11	12	10	0	63
	34	516	6	8	8	8	7	6	0	37
	35	1,134	34	36	39	9	14	7	0	97
Henrietta		34,533	928	965	1,023	418	443	313	3	3,258
Irondequoit										
	1	939	25	25	24	4	4	3	0	105
	2	633	13	16	13	8	5	2	0	52
	3	957	23	25	27	19	14	13	3	99
	4	843	24	26	26	18	14	10	0	84
	5	762	18	18	19	11	15	8	0	77
	6	1,443	27	33	29	26	20	22	0	132
	7	1,290	30	37	31	16	11	9	1	101
	8	897	21	23	26	11	9	8	1	83

COUNTY COURT JUDGE
(VOTE FOR 3)
PART 2 OF 2
DETAIL

LEGISLATIVE DISTRICT OR TOWN	ELECTION DISTRICT	TOTAL VOTERS	VICKI ARGENTO	VINCENT M. DINOLFO	JAMES J. PIAMPIANO	KELLY C. WOLFORD	KAREN L. MORRIS	VINCENT J. RIZZO	SCATTER	BLANK AND VOID
			CON	CON	CON	WOR	WOR	WOR		
Irondequoit	9	930	20	18	17	8	7	6	0	93
	10	1,020	16	20	19	9	8	10	0	59
	11	537	9	9	10	5	8	3	0	44
	12	717	11	14	14	14	16	14	0	79
	13	1,260	28	32	29	19	16	9	0	115
	14	1,173	28	28	28	21	21	20	0	139
	15	1,176	32	34	31	29	20	18	0	82
	16	1,116	22	26	25	9	11	9	0	120
	17	588	11	15	14	12	12	7	0	51
	18	906	18	16	21	15	11	8	0	81
	19	993	24	29	27	18	15	12	3	118
	20	843	16	19	15	8	12	6	0	77
	21	933	25	28	30	18	15	12	0	95
	22	1,050	27	32	33	12	15	7	0	105
	23	876	8	7	9	11	14	10	0	69
	24	810	24	27	27	14	14	13	0	81
	25	852	16	24	17	18	18	15	0	79
	26	639	10	12	10	4	4	3	0	76
	27	579	11	11	12	12	10	7	0	65
	28	702	12	21	15	10	8	10	0	60
	29	696	14	15	17	12	14	8	0	84
	30	831	14	17	14	10	7	9	0	65
	31	918	22	23	21	13	18	11	0	79
	32	873	15	18	15	18	16	13	0	91
	33	672	18	17	16	16	14	12	0	69
	34	1,335	26	29	28	15	8	12	0	120
	35	594	8	10	9	7	6	7	0	52
	36	462	4	4	5	3	5	5	0	56
	37	777	11	16	17	8	8	5	0	67

COUNTY COURT JUDGE
(VOTE FOR 3)
PART 2 OF 2
DETAIL

LEGISLATIVE DISTRICT OR TOWN	ELECTION DISTRICT	TOTAL VOTERS	VICKI ARGENTO	VINCENT M. DINOLFO	JAMES J. PIAMPIANO	KELLY C. WOLFORD	KAREN L. MORRIS	VINCENT J. RIZZO	SCATTER	BLANK AND VOID
			CON	CON	CON	WOR	WOR	WOR		
Irondequoit										
	38	549	6	6	4	6	3	3	0	60
	39	426	3	3	0	3	2	2	0	68
	40	573	13	12	13	8	8	5	0	57
	41	882	15	13	16	14	10	10	0	94
	42	975	30	31	27	14	13	13	0	85
	43	666	19	18	19	9	7	6	0	63
	44	1,668	32	33	30	18	16	18	0	151
	45	723	11	14	11	9	5	5	0	73
	46	894	17	19	23	12	11	9	0	109
	47	330	2	6	4	5	4	3	3	30
	48	891	25	30	27	10	14	8	0	69
	49	831	18	18	26	11	16	9	0	76
	50	567	3	4	3	6	10	3	0	63
	51	1,194	26	32	31	12	8	8	0	106
	52	969	14	15	14	11	12	9	0	77
	53	762	17	18	17	8	10	5	0	72
	54	285	4	6	7	2	1	3	0	24
	55	873	23	23	23	18	13	9	0	80
	56	789	15	19	17	9	5	6	0	68
	57	1,203	15	22	20	16	15	11	0	112
	58	981	36	33	37	13	17	5	0	99
	59	807	17	21	20	6	8	5	1	95
	60	909	22	32	28	13	9	6	1	77
	61	1,083	18	22	18	11	9	5	0	77
	62	969	25	27	28	22	20	15	0	102
	63	702	18	20	14	11	8	7	0	62
	64	507	12	16	15	6	6	4	0	44
	65	594	9	9	8	6	5	5	0	55
	66	405	4	6	4	1	4	5	0	64

COUNTY COURT JUDGE
(VOTE FOR 3)
PART 2 OF 2
DETAIL

LEGISLATIVE DISTRICT OR TOWN	ELECTION DISTRICT	TOTAL VOTERS	VICKI ARGENTO	VINCENT M. DINOLFO	JAMES J. PIAMPIANO	KELLY C. WOLFORD	KAREN L. MORRIS	VINCENT J. RIZZO	SCATTER	BLANK AND VOID
			CON	CON	CON	WOR	WOR	WOR		
Irondequoit										
	67	756	19	24	16	10	12	11	0	86
	68	780	16	21	19	8	8	8	0	82
	69	333	7	7	5	4	6	4	0	42
	70	285	6	9	5	4	8	3	0	12
	71/72	276	2	2	4	6	3	2	0	23
		<u>58,059</u>	<u>1,200</u>	<u>1,365</u>	<u>1,293</u>	<u>803</u>	<u>749</u>	<u>586</u>	<u>13</u>	<u>5,561</u>
Mendon										
	1	1,674	60	61	63	20	13	11	3	140
	2	1,260	33	36	37	17	20	12	0	163
	3	1,653	52	54	56	19	16	16	0	126
	4	1,215	32	31	29	19	19	15	3	144
	5	1,470	50	52	57	10	12	8	0	118
	6	1,380	47	43	54	28	19	15	0	140
	7	1,599	50	54	58	14	22	15	0	117
	8	588	16	12	11	2	2	3	0	48
	9	1,206	39	33	37	10	14	12	0	130
		<u>12,045</u>	<u>379</u>	<u>376</u>	<u>402</u>	<u>139</u>	<u>137</u>	<u>107</u>	<u>6</u>	<u>1,126</u>
Mendon Ogden										
	1	960	29	34	35	12	11	9	0	88
	2	1,089	41	49	45	22	22	15	0	87
	3	1,443	47	46	45	20	17	6	0	119
	4	939	47	53	47	11	8	7	0	75
	5	1,014	42	45	44	16	13	11	0	86
	6	1,224	43	48	47	7	12	4	0	91
	7	693	26	26	27	10	12	6	0	48
	8	987	26	30	28	8	8	5	0	77
	9	990	32	33	36	20	19	13	0	96
	10	948	48	47	45	8	10	9	0	81
	11	879	43	38	40	13	15	7	0	76

COUNTY COURT JUDGE
(VOTE FOR 3)
PART 2 OF 2
DETAIL

LEGISLATIVE DISTRICT OR TOWN	ELECTION DISTRICT	TOTAL VOTERS	VICKI ARGENTO	VINCENT M. DINOLFO	JAMES J. PIAMPIANO	KELLY C. WOLFORD	KAREN L. MORRIS	VINCENT J. RIZZO	SCATTER	BLANK AND VOID
			CON	CON	CON	WOR	WOR	WOR		
Ogden	12	1,164	42	40	40	13	15	12	0	98
	13	825	23	25	25	14	13	14	0	61
	14	912	37	33	37	11	15	10	0	76
	15	1,287	53	53	58	19	16	11	0	160
	16	711	25	30	30	8	5	3	0	33
	17	864	29	31	31	8	9	5	0	93
	18	1,134	58	55	56	12	17	13	0	85
	19	1,302	49	54	53	11	13	8	0	100
	20	1,212	66	69	71	10	11	5	0	105
Ogden		20,577	806	839	840	253	261	173	0	1,735
Parma	1	1,149	57	56	54	8	12	8	0	91
	2	1,320	57	53	57	14	14	9	0	132
	3	951	40	40	40	15	13	7	0	95
	4	1,050	48	50	48	13	13	8	0	90
	5	762	25	24	24	17	18	16	0	51
	6	486	23	20	20	6	10	4	0	42
	7	1,068	38	42	40	16	14	8	0	102
	8	1,512	49	58	56	21	16	11	3	103
	9	1,071	39	40	43	12	14	10	0	88
	10	1,098	43	50	43	14	13	13	0	114
	11	1,182	49	44	46	21	21	15	0	102
	12	1,104	43	49	45	19	16	12	0	92
	13	1,758	60	61	59	22	20	14	0	175
	14	822	39	46	46	13	14	6	0	59
	15	1,089	37	41	43	17	15	8	3	118
Parma		16,422	647	674	664	228	223	149	6	1,454

COUNTY COURT JUDGE
(VOTE FOR 3)
PART 2 OF 2
DETAIL

LEGISLATIVE DISTRICT OR TOWN	ELECTION DISTRICT	TOTAL VOTERS	VICKI ARGENTO	VINCENT M. DINOLFO	JAMES J. PIAMPIANO	KELLY C. WOLFORD	KAREN L. MORRIS	VINCENT J. RIZZO	SCATTER	BLANK AND VOID
			CON	CON	CON	WOR	WOR	WOR		
Penfield										
	1	408	17	15	19	5	2	4	0	50
	2	1,056	30	31	31	18	19	14	1	89
	3	795	34	31	29	12	12	13	0	73
	4	1,227	55	57	50	29	28	18	0	87
	5	1,122	21	27	23	20	19	21	0	96
	6	903	25	25	27	9	10	3	0	63
	7	1,089	36	35	33	17	11	9	0	92
	8	840	20	21	23	10	17	9	0	50
	9	1,362	36	47	41	12	16	11	0	85
	10	864	25	28	25	13	13	11	0	102
	11	702	12	13	13	10	9	8	0	59
	12	1,197	35	31	32	11	11	9	0	93
	13	1,218	33	36	34	11	9	6	0	140
	14	1,332	52	53	48	16	23	12	0	75
	15	1,464	25	27	24	11	11	11	0	119
	16	564	14	10	9	11	12	4	0	43
	17	1,116	22	24	25	16	18	10	0	115
	18	780	15	17	22	11	9	6	0	61
	19	1,518	33	37	34	15	13	13	0	95
	20	1,284	37	36	37	20	13	10	0	139
	21	1,254	30	32	30	16	21	15	0	78
	22	1,017	18	19	22	10	13	11	0	102
	23	1,485	31	44	36	23	20	16	2	123
	24	1,476	42	46	46	20	20	12	0	76
	25	960	36	37	38	8	7	2	0	76
	26	789	17	16	12	16	7	8	0	79
	27	1,245	41	41	40	12	19	8	1	85
	28	885	24	23	24	11	17	12	3	81
	29	1,266	28	28	28	17	15	16	0	102

COUNTY COURT JUDGE
(VOTE FOR 3)
PART 2 OF 2
DETAIL

LEGISLATIVE DISTRICT OR TOWN	ELECTION DISTRICT	TOTAL VOTERS	VICKI ARGENTO	VINCENT M. DINOLFO	JAMES J. PIAMPIANO	KELLY C. WOLFORD	KAREN L. MORRIS	VINCENT J. RIZZO	SCATTER	BLANK AND VOID
			CON	CON	CON	WOR	WOR	WOR		
Penfield										
	30	1,767	46	54	49	20	19	10	0	159
	31	636	9	9	8	6	5	2	1	56
	32	702	8	9	13	6	12	8	0	41
	33	1,020	27	31	33	16	15	10	0	78
	34	939	14	16	18	10	7	8	0	116
	35	1,266	30	31	31	6	7	4	0	115
	36	1,047	18	18	18	12	14	10	0	91
	37	1,836	44	42	41	20	10	9	0	155
	38	723	20	20	17	6	4	6	0	47
	39	780	36	36	36	11	10	9	0	53
	40	1,314	26	31	27	20	16	13	1	127
	41	1,059	30	30	32	7	10	4	0	84
	42	813	22	23	23	6	10	4	0	55
Penfield		45,120	1,174	1,237	1,201	556	553	399	9	3,705
Perinton										
	1	1,572	41	41	44	12	14	7	0	138
	2	1,443	35	34	35	11	11	12	0	125
	3	1,017	21	22	21	6	10	6	0	95
	4	1,029	21	24	22	11	15	13	0	94
	5	594	16	16	14	13	11	9	0	65
	6	990	26	24	24	15	19	16	0	63
	7	1,308	25	23	28	22	17	9	0	134
	8	1,131	32	40	36	21	17	13	0	102
	9	1,458	45	53	50	16	12	10	4	101
	10	1,257	22	30	25	18	14	10	1	118
	11	774	19	19	19	10	17	14	0	57
	12	1,071	20	23	23	13	14	11	0	100
	13	1,014	19	20	20	6	4	2	0	75
	14	1,164	25	33	29	22	12	11	0	79

COUNTY COURT JUDGE
(VOTE FOR 3)
PART 2 OF 2
DETAIL

LEGISLATIVE DISTRICT OR TOWN	ELECTION DISTRICT	TOTAL VOTERS	VICKI ARGENTO	VINCENT M. DINOLFO	JAMES J. PIAMPIANO	KELLY C. WOLFORD	KAREN L. MORRIS	VINCENT J. RIZZO	SCATTER	BLANK AND VOID
			CON	CON	CON	WOR	WOR	WOR		
Perinton										
	15	957	25	25	25	10	10	4	0	104
	16	933	24	30	32	11	9	3	0	68
	17	1,155	26	24	26	15	13	12	0	113
	18	1,056	29	35	33	7	9	5	0	85
	19	1,086	44	46	45	13	14	10	0	99
	20	1,071	27	24	25	17	19	15	0	83
	21	1,281	33	31	33	22	21	15	0	128
	22	810	18	22	21	11	8	7	0	77
	23	1,143	24	26	26	14	9	7	0	77
	24	1,851	34	37	33	18	13	9	0	184
	25	888	13	16	16	11	13	8	0	110
	26	1,257	42	40	38	20	15	11	0	79
	27	852	15	19	18	10	10	5	0	100
	28	993	35	39	38	8	6	4	0	59
	29	735	15	18	15	13	6	6	0	45
	30	1,089	26	34	32	12	10	5	0	91
	31	1,332	23	29	26	14	12	10	0	119
	32	930	18	20	23	16	11	5	0	104
	33	1,251	31	36	34	22	16	11	0	75
	34	1,278	36	38	38	16	11	7	0	95
	35	939	29	30	32	14	11	7	0	101
	36	612	14	18	15	7	7	5	3	40
	37	1,041	23	28	34	11	13	10	0	70
	38	1,188	26	26	28	17	17	17	0	108
	39	1,275	41	44	44	15	14	8	0	97
	40	843	25	23	24	16	15	11	0	81
	41	774	20	22	24	8	9	5	3	50
	42	933	20	20	22	14	15	9	0	103
	43	1,878	45	47	49	20	16	10	0	170

COUNTY COURT JUDGE
(VOTE FOR 3)
PART 2 OF 2
DETAIL

LEGISLATIVE DISTRICT OR TOWN	ELECTION DISTRICT	TOTAL VOTERS	VICKI ARGENTO	VINCENT M. DINOLFO	JAMES J. PIAMPIANO	KELLY C. WOLFORD	KAREN L. MORRIS	VINCENT J. RIZZO	SCATTER	BLANK AND VOID
			CON	CON	CON	WOR	WOR	WOR		
Perinton										
	44	1,056	14	18	19	17	15	11	0	78
	45	2,034	54	57	60	21	17	12	0	178
	46	654	15	18	20	8	8	7	0	47
	47	1,140	34	34	32	8	8	9	0	85
	48	912	19	17	18	8	8	8	1	89
	49	1,029	26	29	30	9	8	3	0	91
	50	345	3	3	4	3	6	4	0	39
	51	1,251	42	40	37	16	9	6	0	82
	52	981	26	29	28	4	9	5	0	109
	53	936	32	31	31	10	6	9	0	60
	54	1,932	66	63	63	22	16	8	0	134
	55	1,152	28	34	32	11	10	9	1	89
	56	1,392	45	46	46	14	9	6	0	79
		<u>62,067</u>	<u>1,552</u>	<u>1,668</u>	<u>1,659</u>	<u>749</u>	<u>668</u>	<u>481</u>	<u>13</u>	<u>5,221</u>
Perinton										
Pittsford										
	1	873	15	20	16	16	16	10	3	52
	2	957	26	28	31	16	14	12	0	58
	3	1,659	22	25	25	10	18	12	0	122
	4	1,272	29	31	32	12	14	10	0	115
	5	912	17	19	16	10	10	7	0	58
	6	753	9	11	9	4	6	6	0	97
	7	552	9	10	12	4	7	3	0	30
	8	1,224	32	34	32	7	5	4	0	108
	9	1,284	25	26	26	15	14	12	0	108
	10	1,344	23	18	24	11	19	8	1	129
	11	906	20	21	20	12	11	8	1	81
	12	1,080	21	24	22	7	6	3	0	84
	13	798	20	22	26	12	9	4	0	61
	14	1,440	38	43	41	12	8	6	0	82

COUNTY COURT JUDGE
(VOTE FOR 3)
PART 2 OF 2
DETAIL

LEGISLATIVE DISTRICT OR TOWN	ELECTION DISTRICT	TOTAL VOTERS	VICKI ARGENTO	VINCENT M. DINOLFO	JAMES J. PIAMPIANO	KELLY C. WOLFORD	KAREN L. MORRIS	VINCENT J. RIZZO	SCATTER	BLANK AND VOID
			CON	CON	CON	WOR	WOR	WOR		
Pittsford										
	15	741	14	14	18	14	15	11	0	70
	16	858	19	22	22	7	10	6	0	62
	17	1,488	37	32	34	10	10	8	0	128
	18	1,053	15	16	20	12	7	10	0	87
	19	702	29	28	29	8	8	5	0	42
	20	1,149	25	25	26	11	9	11	0	90
	21	1,131	21	21	19	8	7	5	0	106
	22	1,410	26	29	29	14	15	7	3	91
	23	1,080	30	27	27	15	10	10	0	90
	24	1,437	22	24	26	7	5	3	0	96
	25	1,494	21	20	22	10	8	7	0	123
	26	1,080	21	24	26	15	9	8	0	66
	27	1,005	29	33	34	11	12	9	0	69
	28	1,086	17	16	18	8	9	6	0	108
	29	1,077	20	20	21	13	12	11	0	108
	30	966	15	16	14	4	9	8	0	82
	31	1,335	31	38	37	15	19	9	0	144
	32	1,167	19	24	22	7	3	7	0	82
	33	1,473	41	42	42	9	10	4	0	135
	34	1,359	19	19	18	9	14	8	0	107
Pittsford		38,145	777	822	836	355	358	258	8	3,071
Riga										
	1	1,479	39	44	47	27	20	16	0	148
	2	1,203	49	50	54	10	16	10	0	80
	3	870	25	23	20	9	11	7	0	73
	4	1,128	39	41	43	16	10	9	1	84
	5	1,044	50	51	53	9	15	9	0	79
	6	1,017	61	63	62	11	12	6	0	107
Riga		6,741	263	272	279	82	84	57	1	571

COUNTY COURT JUDGE
(VOTE FOR 3)
PART 2 OF 2
DETAIL

LEGISLATIVE DISTRICT OR TOWN	ELECTION DISTRICT	TOTAL VOTERS	VICKI ARGENTO	VINCENT M. DINOLFO	JAMES J. PIAMPIANO	KELLY C. WOLFORD	KAREN L. MORRIS	VINCENT J. RIZZO	SCATTER	BLANK AND VOID
			CON	CON	CON	WOR	WOR	WOR		
Rush										
	1	1,287	35	39	40	19	22	12	0	107
	2	981	18	17	23	7	10	4	0	97
	3	1,389	36	37	40	18	21	11	0	118
	4	1,335	45	51	52	24	19	14	0	89
Rush		4,992	134	144	155	68	72	41	0	411
Sweden										
	1	1,071	25	27	24	13	12	8	3	85
	2	543	14	12	14	10	12	12	4	41
	3	1,146	24	24	25	17	20	13	0	115
	4	1,236	36	35	35	18	15	12	0	111
	5	294	8	7	8	5	7	4	0	23
	6	924	28	34	34	16	12	7	0	106
	7	1,125	27	35	35	18	12	8	0	89
	8	810	33	31	32	14	13	13	0	81
	9	633	18	17	17	9	7	8	0	76
	10	1,332	56	58	60	21	26	17	0	148
	11	336	14	17	15	10	4	6	0	41
	12	885	41	39	43	12	9	6	0	73
Sweden		10,335	324	336	342	163	149	114	7	989
Webster										
	1	1,167	36	36	35	12	12	12	0	96
	2	1,143	22	30	28	16	13	10	3	73
	3	1,218	32	31	31	22	18	12	0	110
	4	555	19	27	29	10	8	7	0	30
	5	1,113	20	23	28	19	19	11	0	99
	6	1,032	22	24	22	11	15	11	0	72
	7	1,176	25	29	32	16	8	6	0	106
	8	1,053	32	39	37	21	15	9	0	76
	9	1,476	41	44	48	13	15	11	0	133

COUNTY COURT JUDGE
(VOTE FOR 3)
PART 2 OF 2
DETAIL

LEGISLATIVE DISTRICT OR TOWN	ELECTION DISTRICT	TOTAL VOTERS	VICKI ARGENTO	VINCENT M. DINOLFO	JAMES J. PIAMPIANO	KELLY C. WOLFORD	KAREN L. MORRIS	VINCENT J. RIZZO	SCATTER	BLANK AND VOID
			CON	CON	CON	WOR	WOR	WOR		
Webster										
	10	1,623	40	52	53	24	24	15	1	115
	11	1,062	43	45	43	15	15	10	0	100
	12	1,446	49	51	57	18	16	8	0	100
	13	1,065	29	30	30	22	13	9	0	69
	14	990	23	25	27	16	13	7	0	68
	15	804	20	22	21	13	11	9	0	63
	16	1,230	36	39	38	13	17	9	3	107
	17	1,086	41	46	47	14	14	9	0	86
	18	852	18	20	19	11	9	4	0	69
	19	1,668	51	54	55	17	21	12	0	122
	20	1,437	50	54	58	20	13	8	2	125
	21	1,251	32	35	33	20	19	12	0	94
	22	1,143	42	46	41	18	14	10	0	106
	23	1,020	35	33	33	10	19	6	0	53
	24	2,469	80	81	84	37	33	18	0	241
	25	840	17	16	18	7	8	10	0	68
	26	1,071	33	36	38	12	11	8	0	80
	27	819	21	23	25	13	9	7	0	61
	28	1,074	39	40	40	26	12	12	0	85
	29	789	21	25	23	12	10	6	0	69
	30	720	17	16	18	9	12	6	0	96
	31	1,290	38	44	41	17	9	8	0	96
	32	1,344	50	52	51	9	7	6	0	111
	33	1,188	41	45	43	14	11	10	0	99
	34	630	11	13	14	8	7	2	0	41
	35	804	41	41	39	7	6	6	0	49
	36	987	34	38	36	11	10	5	0	76
	37	1,779	38	42	39	28	20	15	0	191
	38	1,413	40	39	42	19	23	15	0	125

COUNTY COURT JUDGE
(VOTE FOR 3)
PART 2 OF 2
DETAIL

LEGISLATIVE DISTRICT OR TOWN	ELECTION DISTRICT	TOTAL VOTERS	VICKI ARGENTO	VINCENT M. DINOLFO	JAMES J. PIAMPIANO	KELLY C. WOLFORD	KAREN L. MORRIS	VINCENT J. RIZZO	SCATTER	BLANK AND VOID
			CON	CON	CON	WOR	WOR	WOR		
Webster										
	39	1,119	21	25	24	8	12	7	3	66
	40	1,662	44	48	39	17	15	9	0	153
	41	1,356	45	47	54	16	15	10	0	98
	42	1,044	38	41	44	13	11	8	0	93
	43	858	26	29	30	12	12	8	0	82
Webster		49,866	1,453	1,576	1,587	666	594	393	12	4,052
Wheatland										
	1	1,002	40	37	40	20	21	14	0	89
	2	1,020	35	32	34	16	10	5	0	108
	3	1,254	41	38	42	26	21	17	0	95
	4	951	30	29	35	14	7	6	0	57
	5	1,170	50	52	49	7	11	6	0	82
Wheatland		5,397	196	188	200	83	70	48	0	431
TOWNS		579,504	15,885	16,851	16,960	7,322	7,223	5,135	156	51,354
GRAND TOTAL:		699,819	17,384	18,445	18,539	9,356	9,486	7,028	220	67,667

FAMILY COURT JUDGE
SUMMARY

LEGISLATIVE DISTRICT OR TOWN	TOTAL VOTERS	LA MARR JEANETTE JACKSON	JOHN GALLAGHER	JOHN GALLAGHER	JOHN GALLAGHER	LA MARR JEANETTE JACKSON	SCATTER	BLANK AND VOID
		DEM	REP	IND	CON	WOR		
Leg. Dist. 06	1,566	492	646	87	129	52	1	159
Leg. Dist. 07	850	275	335	58	57	24	1	100
Leg. Dist. 21	5,623	3,216	1,172	206	250	283	3	493
Leg. Dist. 22	2,388	1,764	171	37	44	52	0	320
Leg. Dist. 23	6,555	3,180	1,739	313	294	383	9	637
Leg. Dist. 24	3,911	2,000	874	178	132	362	3	362
Leg. Dist. 25	3,930	2,705	422	101	71	213	1	417
Leg. Dist. 26	2,760	1,273	844	110	187	99	1	246
Leg. Dist. 27	5,574	3,981	655	99	119	243	6	471
Leg. Dist. 28	3,036	1,721	680	118	149	94	1	273
Leg. Dist. 29	3,912	2,450	740	90	136	123	3	370
CITY	40,105	23,057	8,278	1,397	1,568	1,928	29	3,848
Brighton	13,658	5,953	4,727	686	639	531	6	1,116
Chili	10,449	2,836	4,965	467	1,123	274	6	778
Clarkson	2,100	475	1,028	107	264	42	0	184
East Rochester	1,992	579	872	106	129	59	2	245
Gates	8,926	2,825	3,879	388	714	221	0	899
Greece	31,832	7,686	15,545	1,746	3,385	649	14	2,807
Hamlin	2,778	508	1,506	151	338	79	2	194
Henrietta	11,511	3,970	4,819	543	978	327	4	870
Irondequoit	19,353	6,199	8,366	1,097	1,396	545	10	1,740
Mendon	4,015	1,016	1,921	216	420	93	2	347
Ogden	6,859	1,430	3,484	364	857	165	0	559
Parma	5,474	1,034	2,872	309	694	141	2	422
Penfield	15,040	4,200	7,276	787	1,247	353	3	1,174
Perinton	20,689	5,785	10,168	989	1,723	417	6	1,601
Pittsford	12,715	4,085	6,129	524	880	200	9	888
Riga	2,247	476	1,160	110	266	63	0	172
Rush	1,664	417	858	79	148	46	0	116
Sweden	3,445	985	1,541	161	353	98	2	305
Webster	16,622	4,326	8,127	793	1,637	355	4	1,380
Wheatland	1,799	494	859	82	197	39	0	128
TOWNS	193,168	55,279	90,102	9,705	17,388	4,697	72	15,925
GRAND TOTAL:	233,273	78,336	98,380	11,102	18,956	6,625	101	19,773

FAMILY COURT JUDGE
DETAIL

LEGISLATIVE DISTRICT OR TOWN	ELECTION DISTRICT	TOTAL VOTERS	LA MARR JEANETTE JACKSON	JOHN GALLAGHER	JOHN GALLAGHER	JOHN GALLAGHER	LA MARR JEANETTE JACKSON	SCATTER	BLANK AND VOID
			DEM	REP	IND	CON	WOR		
Leg. Dist. 06	1	388	113	171	23	28	17	0	36
	2	175	62	55	10	21	4	0	23
	3	229	66	94	17	20	3	0	29
	4	274	91	110	18	21	11	0	23
	5	260	79	115	6	24	11	0	25
	6	240	81	101	13	15	6	1	23
Leg. Dist. 06		1,566	492	646	87	129	52	1	159
Leg. Dist. 07	1	388	116	155	30	24	13	0	50
	2	240	81	96	12	17	5	1	28
	3	222	78	84	16	16	6	0	22
Leg. Dist. 07		850	275	335	58	57	24	1	100
Leg. Dist. 21	1	280	132	76	13	15	18	0	26
	2	216	93	72	13	9	6	0	23
	3	137	84	24	1	11	6	0	11
	4	146	97	21	3	4	7	1	13
	5/16	306	139	77	19	24	21	0	26
	6	236	135	45	8	4	17	0	27
	7	370	196	101	16	12	19	0	26
	8	101	60	15	4	4	9	0	9
	9	244	117	59	17	11	13	0	27
	10	343	179	94	17	14	11	0	28
	11	170	112	23	1	5	5	0	24
	12	299	149	70	18	12	21	1	28
	13	138	95	11	2	4	18	0	8
	14	344	177	72	13	29	19	1	33
	15	247	149	52	7	13	12	0	14
	17/28	202	111	45	6	7	9	0	24
	18	136	93	19	3	3	2	0	16
	19	68	49	6	1	3	4	0	5

FAMILY COURT JUDGE
DETAIL

LEGISLATIVE DISTRICT OR TOWN	ELECTION DISTRICT	TOTAL VOTERS	LA MARR JEANETTE JACKSON	JOHN GALLAGHER	JOHN GALLAGHER	JOHN GALLAGHER	LA MARR JEANETTE JACKSON	SCATTER	BLANK AND VOID
			DEM	REP	IND	CON	WOR		
Leg. Dist. 21									
	20	127	58	40	5	6	8	0	10
	21	201	137	23	2	8	12	0	19
	22	176	117	22	2	10	5	0	20
	23	135	89	15	4	4	7	0	16
	24	295	142	89	10	17	18	0	19
	25	172	136	20	2	3	2	0	9
	26	155	130	13	2	1	1	0	8
	27	108	75	17	1	3	7	0	5
	29	59	40	7	4	2	0	0	6
	30	8	4	0	1	1	2	0	0
	31/34	90	59	15	6	1	2	0	7
	32	10	6	2	0	0	2	0	0
	33	104	56	27	5	10	0	0	6
Leg. Dist. 21		5,623	3,216	1,172	206	250	283	3	493
Leg. Dist. 22									
	1	133	90	26	2	5	3	0	7
	2	62	51	2	0	1	2	0	6
	3	132	83	10	1	2	2	0	34
	4	57	45	2	1	2	0	0	7
	5	120	89	10	1	3	2	0	15
	6	124	91	4	0	0	0	0	29
	7	75	67	2	1	2	1	0	2
	8	142	89	17	1	8	9	0	18
	9	105	79	8	2	2	3	0	11
	10	97	80	5	2	1	0	0	9
	11	116	89	4	4	3	4	0	12
	12	88	71	2	1	0	1	0	13
	13	54	40	1	0	0	2	0	11
	14	138	99	19	1	2	2	0	15
	15	130	100	5	3	1	5	0	16
	16	50	38	6	0	0	1	0	5

FAMILY COURT JUDGE
DETAIL

LEGISLATIVE DISTRICT OR TOWN	ELECTION DISTRICT	TOTAL VOTERS	LA MARR JEANETTE JACKSON	JOHN GALLAGHER	JOHN GALLAGHER	JOHN GALLAGHER	LA MARR JEANETTE JACKSON	SCATTER	BLANK AND VOID
			DEM	REP	IND	CON	WOR		
Leg. Dist. 22									
	17	64	48	6	2	2	1	0	5
	18	79	45	8	0	1	2	0	23
	19	91	72	4	2	3	0	0	10
	20	122	98	3	5	0	1	0	15
	21	89	70	4	0	0	1	0	14
	22	142	98	10	7	3	5	0	19
	23	103	88	2	0	1	1	0	11
	24	75	44	11	1	2	4	0	13
Leg. Dist. 22		2,388	1,764	171	37	44	52	0	320
Leg. Dist. 23									
	1	127	49	45	3	7	11	0	12
	2	285	156	61	4	8	22	3	31
	3	156	72	39	8	5	19	0	13
	4	360	168	95	23	27	12	0	35
	5	217	102	52	11	7	14	1	30
	6	148	66	43	10	9	3	0	17
	7	238	114	55	12	7	26	0	24
	8	232	115	50	12	8	22	1	24
	9	159	76	47	9	2	9	0	16
	10	211	103	57	4	10	17	0	20
	11	247	124	62	13	9	23	0	16
	12	323	170	90	11	8	14	0	30
	13	187	91	41	9	17	11	1	17
	14	201	103	41	6	11	15	0	25
	15	147	81	33	8	8	1	0	16
	16	201	106	51	9	6	15	1	13
	17	315	148	92	23	15	11	1	25
	18	323	144	91	19	23	16	0	30
	19	249	114	81	11	10	11	0	22
	20	311	160	68	14	17	20	0	32
	21	266	125	72	19	10	19	0	21

FAMILY COURT JUDGE
DETAIL

LEGISLATIVE DISTRICT OR TOWN	ELECTION DISTRICT	TOTAL VOTERS	LA MARR JEANETTE JACKSON	JOHN GALLAGHER	JOHN GALLAGHER	JOHN GALLAGHER	LA MARR JEANETTE JACKSON	SCATTER	BLANK AND VOID
			DEM	REP	IND	CON	WOR		
Leg. Dist. 23									
	22	211	101	58	7	9	16	0	20
	23	121	63	30	6	4	4	0	14
	24	274	123	93	11	4	13	0	30
	25	394	190	105	21	17	17	1	43
	26	439	220	128	19	16	16	0	40
	27	213	96	59	11	20	6	0	21
Leg. Dist. 23		6,555	3,180	1,739	313	294	383	9	637
Leg. Dist. 24									
	1	342	178	62	13	14	47	0	28
	2	278	155	52	8	8	37	0	18
	3	270	165	49	15	4	27	0	10
	4	287	158	52	17	7	24	0	29
	5	271	123	74	21	12	14	0	27
	6	187	90	54	8	6	15	0	14
	7	167	77	55	2	5	12	0	16
	8	242	106	72	11	10	20	0	23
	9	189	84	58	9	12	7	0	19
	10	283	146	45	13	5	40	1	33
	11	112	65	33	0	2	1	0	11
	12	72	40	24	1	1	2	0	4
	13	253	139	31	12	11	39	0	21
	14	277	154	44	11	9	32	0	27
	15	339	159	71	24	15	20	1	49
	16	239	109	61	10	9	24	1	25
	17	103	52	37	3	2	1	0	8
Leg. Dist. 24		3,911	2,000	874	178	132	362	3	362
Leg. Dist. 25									
	1	253	152	44	11	12	13	0	21
	2	184	146	6	4	1	9	0	18
	3	269	195	16	3	3	12	0	40
	4	32	23	3	0	1	0	0	5

FAMILY COURT JUDGE
DETAIL

LEGISLATIVE DISTRICT OR TOWN	ELECTION DISTRICT	TOTAL VOTERS	LA MARR JEANETTE JACKSON	JOHN GALLAGHER	JOHN GALLAGHER	JOHN GALLAGHER	LA MARR JEANETTE JACKSON	SCATTER	BLANK AND VOID
			DEM	REP	IND	CON	WOR		
Leg. Dist. 25									
	5	213	156	17	3	3	12	0	22
	6	204	120	29	8	4	20	0	23
	7	197	158	7	3	0	8	0	21
	8	225	182	4	4	2	6	0	27
	9	136	111	6	2	1	3	0	13
	10	171	136	6	2	1	4	0	22
	11	135	117	3	0	0	5	0	10
	12	298	157	56	12	9	39	0	25
	13	186	155	5	1	0	10	0	15
	14/24	314	181	69	16	6	19	0	23
	15	134	106	1	0	0	5	0	22
	16	28	12	5	1	2	3	0	5
	17	100	77	2	1	1	2	0	17
	18	280	155	56	9	9	18	1	32
	19/21	98	56	23	4	3	4	0	8
	20/25	281	172	45	9	10	10	0	35
	22	156	110	16	7	3	9	0	11
	23	36	28	3	1	0	2	0	2
Leg. Dist. 25		3,930	2,705	422	101	71	213	1	417
Leg. Dist. 26									
	1/13	161	91	39	3	13	7	0	8
	2	79	45	17	4	5	5	0	3
	3	153	48	58	8	15	6	0	18
	4	224	76	83	12	22	9	0	22
	5	165	66	51	6	16	8	0	18
	7	185	87	54	8	15	2	0	19
	8	203	105	59	7	9	4	0	19
	9	235	103	81	6	18	9	0	18
	10	197	106	52	9	6	7	0	17
	11	217	82	83	16	12	4	0	20
	12	295	154	75	8	16	11	1	30

FAMILY COURT JUDGE
DETAIL

LEGISLATIVE DISTRICT OR TOWN	ELECTION DISTRICT	TOTAL VOTERS	LA MARR JEANETTE JACKSON	JOHN GALLAGHER	JOHN GALLAGHER	JOHN GALLAGHER	LA MARR JEANETTE JACKSON	SCATTER	BLANK AND VOID
			DEM	REP	IND	CON	WOR		
Leg. Dist. 26									
	14	184	84	53	4	12	9	0	22
	15	208	103	60	8	15	7	0	15
	16	251	123	77	11	12	11	0	17
	17	3	0	2	0	1	0	0	0
Leg. Dist. 26		2,760	1,273	844	110	187	99	1	246
Leg. Dist. 27									
	1	283	201	32	6	15	10	0	19
	2	282	173	49	7	16	13	0	24
	3	235	146	37	3	10	21	0	18
	4	296	191	44	2	11	14	1	33
	5	281	205	24	4	0	23	0	25
	6	220	164	24	2	6	7	0	17
	7	264	163	48	6	7	18	1	21
	8	219	161	23	6	0	6	0	23
	9	285	218	19	7	2	19	1	19
	10	244	146	47	6	8	15	0	22
	11	264	183	46	6	6	4	0	19
	12	217	150	24	10	5	9	0	19
	13	220	175	12	7	2	6	1	17
	14	190	152	21	1	2	2	0	12
	15	209	148	14	2	4	11	0	30
	16	269	216	21	1	4	10	0	17
	17	121	84	18	0	4	3	0	12
	18	174	135	12	5	1	9	0	12
	19	242	186	17	3	4	12	1	19
	20	131	108	5	1	0	3	0	14
	21	125	101	9	2	3	3	0	7
	22	298	238	27	3	0	8	1	21

FAMILY COURT JUDGE
DETAIL

LEGISLATIVE DISTRICT OR TOWN	ELECTION DISTRICT	TOTAL VOTERS	LA MARR JEANETTE JACKSON	JOHN GALLAGHER	JOHN GALLAGHER	JOHN GALLAGHER	LA MARR JEANETTE JACKSON	SCATTER	BLANK AND VOID
			DEM	REP	IND	CON	WOR		
Leg. Dist. 27									
	23	145	117	8	2	1	6	0	11
	27	205	109	54	4	7	7	0	24
	28	155	111	20	3	1	4	0	16
Leg. Dist. 27		5,574	3,981	655	99	119	243	6	471
Leg. Dist. 28									
	1	165	93	37	5	10	5	0	15
	2	170	77	46	10	7	7	0	23
	3	92	48	18	4	2	5	0	15
	4	213	126	45	6	6	5	0	25
	5	123	62	37	3	9	2	0	10
	6	142	71	37	8	7	4	0	15
	7	263	157	64	9	9	5	0	19
	8	190	137	23	3	6	3	0	18
	9	108	48	31	5	8	2	0	14
	10	91	38	23	5	13	5	0	7
	11	164	104	34	5	9	6	0	6
	12	85	56	16	3	1	3	0	6
	13/25	132	83	25	5	8	1	0	10
	14	143	79	32	5	8	9	0	10
	15	69	42	17	2	1	2	0	5
	16	151	92	33	5	8	0	0	13
	17	59	31	10	2	7	2	0	7
	18/19	210	106	61	14	7	7	1	14
	21	164	81	36	9	12	9	0	17
	22	73	52	9	1	3	2	0	6
	23	200	119	42	8	7	10	0	14
	24	29	19	4	1	1	0	0	4
Leg. Dist. 28		3,036	1,721	680	118	149	94	1	273
Leg. Dist. 29									
	1	28	16	7	0	1	2	0	2
	2	53	38	5	0	1	3	0	6

FAMILY COURT JUDGE
DETAIL

LEGISLATIVE DISTRICT OR TOWN	ELECTION DISTRICT	TOTAL VOTERS	LA MARR JEANETTE JACKSON	JOHN GALLAGHER	JOHN GALLAGHER	JOHN GALLAGHER	LA MARR JEANETTE JACKSON	SCATTER	BLANK AND VOID
			DEM	REP	IND	CON	WOR		
Leg. Dist. 29	3	148	98	22	3	7	8	0	10
	4	212	122	49	4	11	8	0	18
	5	189	110	48	3	9	5	0	14
	6	150	85	36	5	7	0	0	17
	7	18	15	1	0	0	1	0	1
	8	191	112	45	7	4	3	0	20
	9	169	108	39	1	6	5	0	10
	10	166	101	33	6	8	4	0	14
	11	148	82	49	3	5	0	0	9
	12	165	112	26	4	8	6	0	9
	13	127	89	14	3	2	5	0	14
	14	176	115	31	6	7	10	0	7
	15	129	85	19	2	3	4	0	16
	16	80	56	9	1	1	2	0	11
	17	2	2	0	0	0	0	0	0
	18	227	96	66	11	18	12	0	24
	19	159	104	24	3	3	7	1	17
	20	219	169	19	2	1	10	1	17
	21	239	138	51	4	11	13	0	22
	22	128	98	8	2	0	4	0	16
	23	169	114	18	1	2	0	1	33
	24	212	131	38	10	12	2	0	19
	25	221	116	64	5	3	5	0	28
	26	112	85	12	2	2	3	0	8
	27	75	53	7	2	4	1	0	8
Leg. Dist. 29		3,912	2,450	740	90	136	123	3	370
CITY		40,105	23,057	8,278	1,397	1,568	1,928	29	3,848
Brighton	1	376	167	121	14	19	25	0	30
	2	257	101	100	14	15	8	1	18
	3	287	112	114	14	13	10	0	24

FAMILY COURT JUDGE
DETAIL

LEGISLATIVE DISTRICT OR TOWN	ELECTION DISTRICT	TOTAL VOTERS	LA MARR JEANETTE JACKSON	JOHN GALLAGHER	JOHN GALLAGHER	JOHN GALLAGHER	LA MARR JEANETTE JACKSON	SCATTER	BLANK AND VOID
			DEM	REP	IND	CON	WOR		
Brighton	4	316	170	86	19	10	11	0	20
	5	340	179	94	10	8	17	0	32
	6	444	179	174	27	17	20	0	27
	7	238	105	79	15	18	11	0	10
	8	356	124	168	19	16	8	0	21
	9	335	153	98	19	26	20	0	19
	10	375	172	116	18	20	10	0	39
	11	399	165	121	26	25	20	0	42
	12	447	195	146	19	23	20	0	44
	13	269	117	93	18	12	9	1	19
	14	196	89	61	7	7	13	0	19
	15	277	109	89	16	25	18	0	20
	16	236	58	138	12	13	2	0	13
	17	134	94	25	3	1	2	0	9
	18	320	156	85	18	8	19	1	33
	19	220	109	75	14	11	5	0	6
	20	218	101	75	10	8	4	0	20
	21	274	117	86	13	16	18	0	24
	22	345	142	140	13	18	4	0	28
	23	277	123	90	16	18	10	0	20
	24	385	140	158	18	15	9	0	45
	25	266	115	85	15	12	10	0	29
	26	247	96	90	16	12	15	0	18
	27	270	128	84	15	7	10	0	26
	28	396	174	138	23	17	13	0	31
	29	275	100	121	20	11	4	0	19
	30	507	242	156	23	21	18	0	47
	31	283	126	96	18	5	13	0	25
	32	374	164	127	24	15	13	0	31
	33	365	165	132	17	18	12	0	21
	34	311	111	111	16	33	18	0	22
	35	282	145	83	9	8	13	0	24

FAMILY COURT JUDGE
DETAIL

LEGISLATIVE DISTRICT OR TOWN	ELECTION DISTRICT	TOTAL VOTERS	LA MARR JEANETTE JACKSON	JOHN GALLAGHER	JOHN GALLAGHER	JOHN GALLAGHER	LA MARR JEANETTE JACKSON	SCATTER	BLANK AND VOID
			DEM	REP	IND	CON	WOR		
Brighton	36	163	68	55	8	7	7	0	18
	37	326	174	83	7	12	13	0	37
	38	352	158	128	12	16	17	0	21
	39	273	107	96	18	25	12	0	15
	40	482	215	172	23	11	17	0	44
	41	315	142	117	13	7	9	1	26
	42	103	44	39	5	7	1	0	7
	43	289	114	117	12	12	7	2	25
	44	106	41	42	3	3	5	0	12
	45	181	73	65	12	10	6	0	15
	46	171	74	58	5	8	5	0	21
Brighton		13,658	5,953	4,727	686	639	531	6	1,116
Chili	1	262	82	116	15	24	6	0	19
	2	395	99	185	14	56	11	0	30
	3	412	128	200	14	37	8	1	24
	4	231	55	111	11	29	6	0	19
	5	295	68	151	15	28	7	0	26
	6	324	76	169	12	31	13	0	23
	7	160	55	67	5	19	4	0	10
	8	317	73	155	16	40	11	0	22
	9	307	83	154	24	23	6	0	17
	10	229	40	115	9	42	11	1	11
	11	273	74	138	7	25	9	0	20
	12	323	103	149	11	29	4	1	26
	13	450	118	226	15	46	12	0	33
	14	338	80	170	17	50	7	0	14
	15	292	66	147	9	38	5	0	27
	16	429	111	210	22	51	6	0	29
	17	728	167	374	32	93	13	0	49
	18	322	75	162	7	33	7	0	38

FAMILY COURT JUDGE
DETAIL

LEGISLATIVE DISTRICT OR TOWN	ELECTION DISTRICT	TOTAL VOTERS	LA MARR JEANETTE JACKSON	JOHN GALLAGHER	JOHN GALLAGHER	JOHN GALLAGHER	LA MARR JEANETTE JACKSON	SCATTER	BLANK AND VOID
			DEM	REP	IND	CON	WOR		
Chili	19	322	99	155	11	24	7	0	26
	20	444	149	191	15	43	8	0	38
	21	234	63	120	9	19	3	1	19
	22	238	96	77	17	22	10	1	15
	23	259	54	144	12	27	6	0	16
	24	703	204	316	37	64	21	0	61
	25	228	98	84	8	14	9	0	15
	26	397	85	192	24	56	12	0	28
	27	310	78	134	18	38	17	0	25
	28	261	89	100	12	24	9	0	27
	29	228	59	106	14	27	8	0	14
	30	153	47	55	13	21	4	0	13
	31	14	5	5	1	1	0	0	2
	32	266	67	140	8	24	6	0	21
	33	305	90	147	13	25	8	1	21
Chili		10,449	2,836	4,965	467	1,123	274	6	778
Clarkson	1	396	83	203	27	52	13	0	18
	2	293	60	143	14	40	5	0	31
	3	364	95	165	21	38	5	0	40
	4	477	101	263	15	55	5	0	38
	5	306	72	143	14	46	7	0	24
	6	264	64	111	16	33	7	0	33
Clarkson		2,100	475	1,028	107	264	42	0	184
East Rochester	1	347	118	142	21	21	8	0	37
	2	274	64	128	14	19	9	0	40
	3	320	90	149	15	16	9	0	41

FAMILY COURT JUDGE
DETAIL

LEGISLATIVE DISTRICT OR TOWN	ELECTION DISTRICT	TOTAL VOTERS	LA MARR JEANETTE JACKSON	JOHN GALLAGHER	JOHN GALLAGHER	JOHN GALLAGHER	LA MARR JEANETTE JACKSON	SCATTER	BLANK AND VOID
			DEM	REP	IND	CON	WOR		
East Rochester	4	263	82	104	16	15	8	0	38
	5	241	68	111	8	13	10	2	29
	6	281	82	125	19	18	6	0	31
	7	266	75	113	13	27	9	0	29
East Rochester		1,992	579	872	106	129	59	2	245
Gates	1	197	69	75	12	20	6	0	15
	2	257	81	107	12	12	3	0	42
	3	222	82	90	8	19	6	0	17
	4	269	89	118	9	27	2	0	24
	5	357	123	166	14	21	11	0	22
	6	267	89	121	9	14	8	0	26
	7	476	128	217	25	52	11	0	43
	8	212	56	111	7	12	11	0	15
	9	304	96	131	14	9	13	0	41
	10	168	61	67	4	16	5	0	15
	11	214	79	87	7	16	7	0	18
	12	187	65	79	5	14	3	0	21
	13	266	90	104	12	24	5	0	31
	14	218	70	95	7	11	6	0	29
	15	401	132	171	13	30	7	0	48
	16	218	73	99	7	18	2	0	19
	17	256	85	101	18	25	5	0	22
	18	307	72	143	16	33	6	0	37
	19	269	69	126	11	23	4	0	36
	20	259	102	97	12	9	7	0	32
	21	254	80	109	12	19	4	0	30
	22	230	52	122	13	24	6	0	13
	23	263	70	116	9	29	8	0	31
	24	276	81	132	11	21	9	0	22
	25	230	67	112	10	16	6	0	19

FAMILY COURT JUDGE
DETAIL

LEGISLATIVE DISTRICT OR TOWN	ELECTION DISTRICT	TOTAL VOTERS	LA MARR JEANETTE JACKSON	JOHN GALLAGHER	JOHN GALLAGHER	JOHN GALLAGHER	LA MARR JEANETTE JACKSON	SCATTER	BLANK AND VOID
			DEM	REP	IND	CON	WOR		
Gates									
	26	319	87	143	23	31	9	0	26
	27	313	128	102	5	32	7	0	39
	28	207	70	91	8	5	9	0	24
	29	246	94	91	17	20	5	0	19
	30	183	59	71	7	11	5	0	30
	31	209	52	104	5	22	3	0	23
	32	320	91	147	16	31	13	0	22
	33	124	50	43	8	9	2	0	12
	34	245	71	116	13	24	4	0	17
	35	183	62	75	9	15	3	0	19
Gates		8,926	2,825	3,879	388	714	221	0	899
Greece									
	1	273	61	127	13	27	11	3	31
	2	322	56	165	17	46	9	0	29
	3	261	57	134	9	26	10	0	25
	4	241	63	119	9	28	2	0	20
	5	222	56	92	23	23	6	0	22
	6	197	49	87	12	26	5	0	18
	7	282	66	121	27	29	12	0	27
	8	255	61	117	23	26	6	0	22
	9	228	62	110	16	19	6	0	15
	10	229	62	100	16	27	5	0	19
	11	119	46	43	5	10	4	0	11
	12	150	54	50	9	16	8	0	13
	13	241	67	108	9	35	2	0	20
	14	218	58	109	12	17	6	0	16
	15	245	59	121	16	26	2	1	20
	16	190	40	93	16	22	4	0	15
	17	360	77	195	20	39	5	0	24
	18	324	75	176	17	25	10	0	21
	19	228	61	106	13	20	5	0	23

FAMILY COURT JUDGE
DETAIL

LEGISLATIVE DISTRICT OR TOWN	ELECTION DISTRICT	TOTAL VOTERS	LA MARR JEANETTE JACKSON	JOHN GALLAGHER	JOHN GALLAGHER	JOHN GALLAGHER	LA MARR JEANETTE JACKSON	SCATTER	BLANK AND VOID
			DEM	REP	IND	CON	WOR		
Greece									
	20	236	46	111	15	40	8	0	16
	21	231	52	104	20	35	7	0	13
	22	212	55	112	8	12	9	0	16
	23	424	130	179	21	35	11	0	48
	24	415	90	219	22	44	7	0	33
	25	268	76	112	20	24	13	0	23
	26	250	70	115	14	25	4	0	22
	27	358	88	172	16	35	7	0	40
	28	342	68	173	21	45	9	1	25
	29	318	82	150	17	33	8	0	28
	30	207	53	102	11	20	3	0	18
	31	232	53	123	8	30	2	0	16
	32	265	79	98	24	29	4	0	31
	33	345	67	174	21	46	5	0	32
	34	310	72	150	20	39	3	0	26
	35	317	76	143	10	44	8	0	36
	36	355	108	174	11	20	6	0	36
	37	209	44	103	13	33	4	0	12
	38	340	89	149	13	36	8	0	45
	39	192	50	95	8	17	4	0	18
	40	223	63	114	15	14	1	0	16
	41	282	69	144	12	27	7	1	22
	42	263	81	119	15	20	6	0	22
	43	266	51	129	23	41	5	0	17
	44	414	90	239	14	32	6	0	33
	45	405	77	234	21	36	4	0	33
	46	171	44	74	9	18	9	0	17
	47	297	79	136	16	38	11	0	17
	48	223	47	104	14	27	3	0	28
	49	240	58	122	11	21	6	0	22
	50	291	76	142	12	39	5	0	17
	51	191	62	89	10	17	2	0	11

FAMILY COURT JUDGE
DETAIL

LEGISLATIVE DISTRICT OR TOWN	ELECTION DISTRICT	TOTAL VOTERS	LA MARR JEANETTE JACKSON	JOHN GALLAGHER	JOHN GALLAGHER	JOHN GALLAGHER	LA MARR JEANETTE JACKSON	SCATTER	BLANK AND VOID
			DEM	REP	IND	CON	WOR		
Greece									
	52	355	75	168	20	44	7	0	41
	53	235	94	89	10	21	5	0	16
	54	337	66	156	28	45	8	0	34
	55	245	50	123	15	34	2	1	20
	56	359	89	180	20	44	5	0	21
	57	299	68	141	14	35	4	0	37
	58	374	92	188	21	35	9	0	29
	59	171	75	63	2	11	4	1	15
	60	228	58	103	15	21	9	0	22
	61	291	75	122	17	34	3	0	40
	62	326	92	141	23	31	8	0	31
	63	317	94	126	23	48	10	0	16
	64	235	63	115	11	16	8	0	22
	65	256	67	126	11	10	8	0	34
	66	167	48	75	10	15	5	0	14
	67	262	52	132	15	27	6	0	30
	68	359	70	172	22	50	2	0	43
	69	202	49	111	6	20	3	0	13
	70	605	115	326	33	66	8	0	57
	71	358	91	179	25	33	3	0	27
	72	356	68	187	27	49	1	0	24
	73	166	39	75	9	23	5	0	15
	74	251	90	108	12	14	7	0	20
	75	228	59	117	9	20	1	0	22
	76	238	43	134	11	20	3	0	27
	77	346	107	172	12	24	6	0	25
	78	206	40	114	10	16	6	0	20
	79	460	87	250	26	47	9	2	39
	80	392	79	203	17	40	6	0	47
	81	193	38	127	5	13	3	0	7
	82	235	79	104	8	13	6	0	25
	83	189	54	91	3	13	4	0	24

FAMILY COURT JUDGE
DETAIL

LEGISLATIVE DISTRICT OR TOWN	ELECTION DISTRICT	TOTAL VOTERS	LA MARR JEANETTE JACKSON	JOHN GALLAGHER	JOHN GALLAGHER	JOHN GALLAGHER	LA MARR JEANETTE JACKSON	SCATTER	BLANK AND VOID
			DEM	REP	IND	CON	WOR		
Greece	84	347	86	164	23	41	4	0	29
	85	383	80	188	21	46	7	0	41
	86	436	88	231	25	52	1	0	39
	87	283	72	148	9	35	2	0	17
	88	287	73	144	17	31	5	0	17
	89	250	45	136	10	27	5	1	26
	90	323	49	166	12	50	9	1	36
	91	558	112	296	28	60	11	0	51
	92	417	128	183	26	41	4	0	35
	93	417	133	180	27	33	11	0	33
	94	294	75	136	17	40	9	1	16
	95	213	75	93	12	10	4	0	19
	96	388	112	173	18	48	7	0	30
	97	551	109	300	32	50	8	0	52
	98	393	92	171	25	53	17	0	35
	99	336	49	194	16	45	7	0	25
	100	419	88	221	32	40	3	0	35
	101	222	44	121	12	25	2	0	18
	102	407	77	211	21	50	12	0	36
	103	355	84	160	24	52	6	0	29
	104	365	101	174	22	31	6	1	30
	105	235	40	142	11	20	7	0	15
	106	264	53	132	9	34	5	0	31
	107	211	39	121	7	23	3	0	18
	108	183	44	95	9	18	2	0	15
	109	377	97	170	24	39	5	0	42
Greece		31,832	7,686	15,545	1,746	3,385	649	14	2,807
Hamlin	1	270	66	126	21	26	10	0	21
	2	361	50	231	18	35	10	0	17
	3	236	48	115	16	35	1	0	21

FAMILY COURT JUDGE
DETAIL

LEGISLATIVE DISTRICT OR TOWN	ELECTION DISTRICT	TOTAL VOTERS	LA MARR JEANETTE JACKSON	JOHN GALLAGHER	JOHN GALLAGHER	JOHN GALLAGHER	LA MARR JEANETTE JACKSON	SCATTER	BLANK AND VOID
			DEM	REP	IND	CON	WOR		
Hamlin									
	4	232	28	140	10	32	7	1	14
	5	253	47	131	16	34	10	0	15
	6	192	50	89	6	27	7	0	13
	7	422	74	225	21	47	15	1	39
	8	192	38	97	10	23	7	0	17
	9	194	33	114	11	24	1	0	11
	10	360	63	210	19	43	7	0	18
	11	66	11	28	3	12	4	0	8
Hamlin		2,778	508	1,506	151	338	79	2	194
Henrietta									
	1	394	124	173	14	30	11	1	41
	2	256	72	114	16	33	9	0	12
	3	164	65	67	5	4	6	0	17
	4	338	170	95	18	24	8	0	23
	5	306	99	131	12	28	12	0	24
	6	298	85	134	14	30	9	0	26
	7	282	102	112	14	24	9	0	21
	8	310	97	142	15	19	11	0	26
	9	259	100	97	8	27	7	0	20
	10	292	92	133	18	23	11	0	15
	11	282	127	89	13	25	6	0	22
	12	290	83	143	19	22	5	0	18
	13	354	109	140	16	41	15	0	33
	14	241	80	112	6	17	5	0	21
	15	303	104	121	14	27	11	0	26
	16	209	63	100	8	16	7	0	15
	17	357	127	144	19	31	15	0	21
	18	343	126	128	25	23	8	1	32
	19	272	96	112	18	22	8	0	16
	20	391	111	173	27	34	12	0	34
	21	240	90	98	13	14	10	0	15

FAMILY COURT JUDGE
DETAIL

LEGISLATIVE DISTRICT OR TOWN	ELECTION DISTRICT	TOTAL VOTERS	LA MARR JEANETTE JACKSON	JOHN GALLAGHER	JOHN GALLAGHER	JOHN GALLAGHER	LA MARR JEANETTE JACKSON	SCATTER	BLANK AND VOID
			DEM	REP	IND	CON	WOR		
Henrietta	22	449	158	201	26	33	5	1	25
	23	233	70	93	15	21	7	0	27
	24	332	112	134	18	27	16	0	25
	25	305	88	138	10	35	11	0	23
	26	560	186	238	25	59	9	0	43
	27	478	144	217	21	47	11	0	38
	28	378	116	178	17	27	5	0	35
	29	592	229	216	20	54	21	0	52
	30	580	222	229	17	53	16	1	42
	31	181	69	69	12	15	2	0	14
	32	453	168	203	22	29	6	0	25
	33	239	85	109	7	18	8	0	12
	34	172	73	70	8	8	6	0	7
	35	378	128	166	13	38	9	0	24
Henrietta		11,511	3,970	4,819	543	978	327	4	870
Irondequoit	1	313	103	128	22	21	5	0	34
	2	211	64	98	9	19	4	0	17
	3	319	118	112	24	24	13	1	27
	4	281	79	123	14	30	10	0	25
	5	254	101	93	8	23	8	0	21
	6	481	153	225	27	28	17	1	30
	7	430	125	207	22	40	9	1	26
	8	299	69	149	20	24	9	0	28
	9	310	89	155	13	23	4	0	26
	10	340	93	176	19	23	7	0	22
	11	179	59	73	14	11	6	0	16
	12	239	80	88	14	16	13	0	28
	13	420	163	153	23	32	17	0	32
	14	391	117	170	19	24	18	0	43
	15	392	97	193	30	40	11	1	20

FAMILY COURT JUDGE
DETAIL

LEGISLATIVE DISTRICT OR TOWN	ELECTION DISTRICT	TOTAL VOTERS	LA MARR JEANETTE JACKSON	JOHN GALLAGHER	JOHN GALLAGHER	JOHN GALLAGHER	LA MARR JEANETTE JACKSON	SCATTER	BLANK AND VOID
			DEM	REP	IND	CON	WOR		
Irondequoit	16	372	131	151	17	29	7	0	37
	17	196	63	86	9	12	8	0	18
	18	302	96	134	15	22	8	0	27
	19	331	148	84	11	30	15	0	43
	20	281	64	152	13	20	6	0	26
	21	311	88	128	31	34	9	0	21
	22	350	123	144	13	32	9	1	28
	23	292	122	112	18	8	7	0	25
	24	270	84	112	14	28	11	0	21
	25	284	81	135	16	22	15	0	15
	26	213	83	90	4	13	3	0	20
	27	193	47	93	20	14	5	0	14
	28	234	60	116	18	16	7	0	17
	29	232	69	86	18	17	12	0	30
	30	277	86	128	21	18	10	0	14
	31	306	113	117	20	22	6	0	28
	32	291	81	140	22	16	12	0	20
	33	224	56	99	16	17	14	0	22
	34	445	118	226	26	28	12	0	35
	35	198	66	80	16	13	5	0	18
	36	154	64	54	7	4	2	0	23
	37	259	81	119	15	15	2	0	27
	38	183	86	62	14	7	2	0	12
	39	142	54	60	3	1	3	0	21
	40	191	52	93	6	11	8	0	21
	41	294	107	119	17	14	13	0	24
	42	325	81	147	21	30	11	0	35
	43	222	64	95	12	19	7	0	25
	44	556	172	260	25	36	9	0	54
	45	241	79	113	10	15	3	0	21
	46	298	82	145	7	21	10	0	33
	47	110	34	53	0	4	2	1	16

FAMILY COURT JUDGE
DETAIL

LEGISLATIVE DISTRICT OR TOWN	ELECTION DISTRICT	TOTAL VOTERS	LA MARR JEANETTE JACKSON	JOHN GALLAGHER	JOHN GALLAGHER	JOHN GALLAGHER	LA MARR JEANETTE JACKSON	SCATTER	BLANK AND VOID
			DEM	REP	IND	CON	WOR		
Irondequoit	48	297	88	138	16	29	7	0	19
	49	277	81	114	17	27	8	0	30
	50	189	73	75	15	3	4	0	19
	51	398	142	159	28	32	5	0	32
	52	323	129	114	24	17	9	0	30
	53	254	76	119	9	18	4	0	28
	54	95	44	32	5	4	0	0	10
	55	291	93	109	23	25	9	0	32
	56	263	86	116	13	21	6	0	21
	57	401	122	182	25	21	9	0	42
	58	327	94	148	17	35	8	0	25
	59	269	81	117	17	22	5	1	26
	60	303	100	116	21	31	5	1	29
	61	361	107	187	16	20	6	1	24
	62	323	86	148	15	30	14	0	30
	63	234	69	112	13	18	7	0	15
	64	169	53	68	16	15	1	1	15
	65	198	85	63	8	8	7	0	27
	66	135	82	30	4	4	1	0	14
	67	252	65	114	11	19	10	0	33
	68	260	79	112	15	20	5	0	29
	69	111	56	30	3	3	6	0	13
	70	95	26	46	9	5	2	0	7
	71/72	92	37	41	4	3	3	0	4
Irondequoit		19,353	6,199	8,366	1,097	1,396	545	10	1,740
Mendon	1	558	128	263	40	68	9	1	49
	2	420	130	160	29	40	14	0	47
	3	551	136	279	27	59	9	0	41
	4	405	113	181	16	33	15	1	46
	5	490	108	247	26	59	12	0	38

FAMILY COURT JUDGE
DETAIL

LEGISLATIVE DISTRICT OR TOWN	ELECTION DISTRICT	TOTAL VOTERS	LA MARR JEANETTE JACKSON	JOHN GALLAGHER	JOHN GALLAGHER	JOHN GALLAGHER	LA MARR JEANETTE JACKSON	SCATTER	BLANK AND VOID
			DEM	REP	IND	CON	WOR		
Mendon	6	460	109	220	26	55	15	0	35
	7	533	129	283	24	51	9	0	37
	8	196	58	102	8	12	3	0	13
	9	402	105	186	20	43	7	0	41
Mendon		4,015	1,016	1,921	216	420	93	2	347
Ogden	1	320	81	157	13	37	7	0	25
	2	363	71	175	19	52	15	0	31
	3	481	107	253	27	41	7	0	46
	4	313	61	150	19	52	7	0	24
	5	338	64	180	18	44	6	0	26
	6	408	108	202	18	45	5	0	30
	7	231	41	125	12	30	9	0	14
	8	329	74	189	12	29	5	0	20
	9	330	71	164	14	35	13	0	33
	10	316	62	151	20	50	8	0	25
	11	293	60	147	20	37	9	0	20
	12	388	80	200	29	42	11	0	26
	13	275	57	142	23	23	8	0	22
	14	304	54	156	23	37	10	0	24
	15	429	87	205	23	56	8	0	50
	16	237	38	141	8	33	5	0	12
	17	288	57	151	11	32	7	0	30
	18	378	87	175	12	56	15	0	33
	19	434	106	216	14	56	7	0	35
	20	404	64	205	29	70	3	0	33
Ogden		6,859	1,430	3,484	364	857	165	0	559
Parma	1	383	59	202	29	58	7	0	28
	2	440	81	227	26	58	9	0	39
	3	317	60	168	13	40	8	0	28

FAMILY COURT JUDGE
DETAIL

LEGISLATIVE DISTRICT OR TOWN	ELECTION DISTRICT	TOTAL VOTERS	LA MARR JEANETTE JACKSON	JOHN GALLAGHER	JOHN GALLAGHER	JOHN GALLAGHER	LA MARR JEANETTE JACKSON	SCATTER	BLANK AND VOID
			DEM	REP	IND	CON	WOR		
Parma									
	4	350	59	190	14	55	9	0	23
	5	254	53	131	17	27	10	0	16
	6	162	23	91	5	23	3	0	17
	7	356	57	205	8	46	9	0	31
	8	504	112	269	29	54	9	1	30
	9	357	67	198	19	41	9	0	23
	10	366	63	199	15	52	9	0	28
	11	394	89	191	26	44	11	0	33
	12	368	86	183	26	46	9	0	18
	13	586	117	305	32	61	18	0	53
	14	274	55	132	17	44	10	0	16
	15	363	53	181	33	45	11	1	39
Parma		5,474	1,034	2,872	309	694	141	2	422
Penfield									
	1	136	40	50	11	16	1	0	18
	2	352	101	161	26	32	11	0	21
	3	265	65	116	15	33	12	0	24
	4	409	70	220	21	60	17	0	21
	5	374	121	163	18	24	22	0	26
	6	301	65	175	9	24	2	0	26
	7	363	113	168	12	37	11	0	22
	8	280	106	116	20	19	6	0	13
	9	454	188	164	22	42	10	0	28
	10	288	81	125	17	27	9	0	29
	11	234	57	131	9	13	6	0	18
	12	399	119	191	15	34	7	0	33
	13	406	110	180	21	36	7	0	52
	14	444	107	226	21	52	13	0	25
	15	488	134	252	27	31	5	0	39
	16	188	57	90	9	10	6	0	16
	17	372	87	187	21	27	13	0	37

FAMILY COURT JUDGE
DETAIL

LEGISLATIVE DISTRICT OR TOWN	ELECTION DISTRICT	TOTAL VOTERS	LA MARR JEANETTE JACKSON	JOHN GALLAGHER	JOHN GALLAGHER	JOHN GALLAGHER	LA MARR JEANETTE JACKSON	SCATTER	BLANK AND VOID
			DEM	REP	IND	CON	WOR		
Penfield	18	260	80	123	12	18	7	0	20
	19	506	153	257	26	37	9	0	24
	20	428	105	218	23	36	11	0	35
	21	418	149	176	19	31	17	1	25
	22	339	120	135	19	20	13	0	32
	23	495	142	245	25	38	12	0	33
	24	492	118	250	34	46	11	0	33
	25	320	77	171	13	36	0	0	23
	26	263	57	137	19	15	3	0	32
	27	415	116	190	29	44	9	1	26
	28	295	95	118	23	25	10	1	23
	29	422	128	189	31	29	10	0	35
	30	589	149	296	30	54	6	0	54
	31	212	86	86	10	9	7	0	14
	32	234	88	105	12	10	4	0	15
	33	340	94	153	21	30	9	0	33
	34	313	67	165	16	19	8	0	38
	35	422	125	197	23	32	6	0	39
	36	349	104	182	16	19	7	0	21
	37	612	145	342	34	42	3	0	46
	38	241	64	126	8	19	5	0	19
	39	260	58	134	6	33	11	0	18
	40	438	113	225	17	33	8	0	42
	41	353	78	192	19	30	4	0	30
	42	271	68	149	8	25	5	0	16
Penfield		15,040	4,200	7,276	787	1,247	353	3	1,174
Perinton	1	524	140	283	12	42	9	0	38
	2	481	148	228	28	32	7	0	38
	3	339	92	176	18	21	10	0	22
	4	343	118	147	16	22	10	0	30

FAMILY COURT JUDGE
DETAIL

LEGISLATIVE DISTRICT OR TOWN	ELECTION DISTRICT	TOTAL VOTERS	LA MARR JEANETTE JACKSON	JOHN GALLAGHER	JOHN GALLAGHER	JOHN GALLAGHER	LA MARR JEANETTE JACKSON	SCATTER	BLANK AND VOID
			DEM	REP	IND	CON	WOR		
Perinton									
	5	198	50	93	5	18	11	0	21
	6	330	128	127	17	25	12	0	21
	7	436	137	200	21	27	10	0	41
	8	377	97	186	18	38	10	0	28
	9	486	120	239	32	52	6	0	37
	10	419	114	200	28	28	11	0	38
	11	258	74	116	15	22	10	1	20
	12	357	109	178	16	25	8	0	21
	13	338	77	195	14	22	3	0	27
	14	388	104	184	23	31	11	0	35
	15	319	121	128	12	28	3	0	27
	16	311	94	144	20	28	1	0	24
	17	385	137	166	17	25	9	0	31
	18	352	105	159	22	38	4	0	24
	19	362	87	178	20	45	6	0	26
	20	357	111	178	15	21	9	0	23
	21	427	132	192	19	38	14	0	32
	22	270	68	134	15	22	6	0	25
	23	381	119	187	18	27	9	0	21
	24	617	156	328	31	38	8	0	56
	25	296	88	128	22	16	9	0	33
	26	419	112	204	22	48	6	0	27
	27	284	62	143	14	20	8	0	37
	28	331	85	173	16	36	7	0	14
	29	245	70	124	9	16	6	0	20
	30	363	96	173	23	36	4	0	31
	31	444	121	237	19	28	6	0	33
	32	310	98	137	15	20	6	0	34
	33	417	131	190	26	33	12	0	25
	34	426	109	215	18	41	7	1	35
	35	313	92	135	14	35	8	0	29
	36	204	69	97	6	15	7	1	9

FAMILY COURT JUDGE
DETAIL

LEGISLATIVE DISTRICT OR TOWN	ELECTION DISTRICT	TOTAL VOTERS	LA MARR JEANETTE JACKSON	JOHN GALLAGHER	JOHN GALLAGHER	JOHN GALLAGHER	LA MARR JEANETTE JACKSON	SCATTER	BLANK AND VOID
			DEM	REP	IND	CON	WOR		
Perinton	37	347	113	161	12	32	6	0	23
	38	396	117	189	14	30	12	0	34
	39	425	113	199	23	50	8	0	32
	40	281	70	139	13	27	8	0	24
	41	258	61	135	17	20	4	1	20
	42	311	90	144	18	22	9	0	28
	43	626	158	325	34	54	5	0	50
	44	352	90	186	22	18	12	0	24
	45	678	181	353	23	60	9	0	52
	46	218	75	88	9	21	9	1	15
	47	380	96	199	20	36	6	0	23
	48	304	93	149	14	19	3	0	26
	49	343	95	177	17	28	3	0	23
	50	115	62	29	4	3	5	0	12
	51	417	76	257	18	40	6	0	20
	52	327	65	180	7	33	3	1	38
	53	312	102	137	15	32	6	0	20
	54	644	142	362	30	63	4	0	43
	55	384	115	191	11	29	7	0	31
	56	464	100	266	12	47	9	0	30
Perinton		20,689	5,785	10,168	989	1,723	417	6	1,601
Pittsford	1	291	102	134	10	16	11	1	17
	2	319	117	125	21	31	8	0	17
	3	553	164	290	17	26	10	0	46
	4	424	127	208	22	30	5	0	32
	5	304	130	116	15	20	5	1	17
	6	251	121	79	12	11	5	0	23
	7	184	72	88	5	11	2	0	6
	8	408	80	241	13	39	4	0	31
	9	428	139	211	13	34	11	0	20

FAMILY COURT JUDGE
DETAIL

LEGISLATIVE DISTRICT OR TOWN	ELECTION DISTRICT	TOTAL VOTERS	LA MARR JEANETTE JACKSON	JOHN GALLAGHER	JOHN GALLAGHER	JOHN GALLAGHER	LA MARR JEANETTE JACKSON	SCATTER	BLANK AND VOID
			DEM	REP	IND	CON	WOR		
Pittsford	10	448	129	234	20	22	6	0	37
	11	302	90	147	16	21	6	2	20
	12	360	117	176	14	24	3	0	26
	13	266	93	114	9	23	2	1	24
	14	480	148	237	19	43	5	1	27
	15	247	75	113	19	14	9	0	17
	16	286	94	128	11	25	3	0	25
	17	496	190	207	27	36	7	0	29
	18	351	124	160	13	19	5	0	30
	19	234	61	111	8	29	8	0	17
	20	383	138	176	14	25	6	1	23
	21	377	158	144	20	21	6	0	28
	22	470	174	217	22	29	4	1	23
	23	360	101	188	13	32	7	0	19
	24	479	133	276	14	25	4	0	27
	25	498	174	243	18	22	7	0	34
	26	360	118	176	12	27	9	1	17
	27	335	103	147	20	35	6	0	24
	28	362	101	188	6	22	3	0	42
	29	359	89	182	18	26	9	0	35
	30	322	103	165	10	16	5	0	23
	31	445	132	198	24	36	9	0	46
	32	389	126	190	17	27	1	0	28
	33	491	123	265	22	45	3	0	33
	34	453	139	255	10	18	6	0	25
Pittsford		12,715	4,085	6,129	524	880	200	9	888
Riga	1	493	100	255	30	52	15	0	41
	2	401	86	205	21	48	12	0	29
	3	290	82	135	17	27	7	0	22
	4	376	94	197	17	36	12	0	20

FAMILY COURT JUDGE
DETAIL

LEGISLATIVE DISTRICT OR TOWN	ELECTION DISTRICT	TOTAL VOTERS	LA MARR JEANETTE JACKSON	JOHN GALLAGHER	JOHN GALLAGHER	JOHN GALLAGHER	LA MARR JEANETTE JACKSON	SCATTER	BLANK AND VOID
			DEM	REP	IND	CON	WOR		
Riga									
	5	348	54	199	14	43	12	0	26
	6	339	60	169	11	60	5	0	34
Riga		2,247	476	1,160	110	266	63	0	172
Rush									
	1	429	101	228	19	40	11	0	30
	2	327	80	180	16	18	4	0	29
	3	463	127	226	24	34	17	0	35
	4	445	109	224	20	56	14	0	22
Rush		1,664	417	858	79	148	46	0	116
Sweden									
	1	357	100	169	18	28	6	1	35
	2	181	68	70	9	12	8	1	13
	3	382	129	166	17	27	11	0	32
	4	412	123	190	21	34	12	0	32
	5	98	33	37	5	8	5	0	10
	6	308	92	129	14	34	5	0	34
	7	375	123	169	20	38	3	0	22
	8	270	63	120	10	32	19	0	26
	9	211	63	94	8	21	4	0	21
	10	444	88	219	17	64	14	0	42
	11	112	36	33	6	15	7	0	15
	12	295	67	145	16	40	4	0	23
Sweden		3,445	985	1,541	161	353	98	2	305
Webster									
	1	389	98	198	16	36	10	0	31
	2	381	112	191	16	27	12	0	23
	3	406	105	194	18	31	13	0	45
	4	185	47	84	13	28	5	0	8
	5	371	108	179	22	26	8	0	28
	6	344	123	149	11	23	11	0	27

FAMILY COURT JUDGE
DETAIL

LEGISLATIVE DISTRICT OR TOWN	ELECTION DISTRICT	TOTAL VOTERS	LA MARR JEANETTE JACKSON	JOHN GALLAGHER	JOHN GALLAGHER	JOHN GALLAGHER	LA MARR JEANETTE JACKSON	SCATTER	BLANK AND VOID
			DEM	REP	IND	CON	WOR		
Webster	7	392	118	183	16	29	6	0	40
	8	351	98	165	16	40	8	0	24
	9	492	113	266	15	49	12	0	37
	10	541	127	279	24	54	14	1	42
	11	354	71	175	19	43	12	0	34
	12	482	110	252	17	59	6	0	38
	13	355	93	190	11	33	12	0	16
	14	330	101	148	20	30	7	0	24
	15	268	72	126	14	26	7	0	23
	16	410	122	190	15	37	8	1	37
	17	362	69	181	25	47	8	0	32
	18	284	79	130	20	21	4	0	30
	19	556	128	296	27	56	10	0	39
	20	479	103	243	20	57	8	1	47
	21	417	89	228	25	38	8	0	29
	22	381	94	190	11	43	10	0	33
	23	340	86	170	19	32	9	0	24
	24	823	226	370	47	90	12	0	78
	25	280	98	132	11	20	5	0	14
	26	357	87	180	13	40	3	0	34
	27	273	71	140	11	27	6	0	18
	28	358	83	169	24	45	8	0	29
	29	263	76	115	11	24	6	0	31
	30	240	84	97	13	18	7	0	21
	31	430	101	219	19	39	10	0	42
	32	448	101	231	18	53	4	0	41
	33	396	95	196	16	49	10	0	30
	34	210	51	116	13	12	2	0	16
	35	268	59	129	15	39	3	0	23
	36	329	80	168	11	43	3	0	24
	37	593	154	288	30	44	13	0	64
	38	471	147	201	23	43	15	0	42

FAMILY COURT JUDGE
DETAIL

LEGISLATIVE DISTRICT OR TOWN	ELECTION DISTRICT	TOTAL VOTERS	LA MARR JEANETTE JACKSON	JOHN GALLAGHER	JOHN GALLAGHER	JOHN GALLAGHER	LA MARR JEANETTE JACKSON	SCATTER	BLANK AND VOID
			DEM	REP	IND	CON	WOR		
Webster									
	39	373	123	181	16	26	7	1	19
	40	554	159	273	23	42	9	0	48
	41	452	120	216	27	45	9	0	35
	42	348	81	164	28	42	8	0	25
	43	286	64	135	14	31	7	0	35
Webster		16,622	4,326	8,127	793	1,637	355	4	1,380
Wheatland									
	1	334	101	141	12	44	10	0	26
	2	340	93	167	16	32	3	0	29
	3	418	123	181	26	44	12	0	32
	4	317	82	160	16	30	6	0	23
	5	390	95	210	12	47	8	0	18
Wheatland		1,799	494	859	82	197	39	0	128
TOWNS		193,168	55,279	90,102	9,705	17,388	4,697	72	15,925
GRAND TOTAL:		233,273	78,336	98,380	11,102	18,956	6,625	101	19,773

CITY COURT JUDGE
SUMMARY

LEGISLATIVE DISTRICT OR TOWN	TOTAL VOTERS	TERESA D. JOHNSON DEM	SCATTER	BLANK AND VOID
Leg. Dist. 06	1,566	943	2	621
Leg. Dist. 07	850	517	3	330
Leg. Dist. 21	5,623	4,128	24	1,471
Leg. Dist. 22	2,388	1,845	1	542
Leg. Dist. 23	6,555	4,667	35	1,853
Leg. Dist. 24	3,911	2,910	18	983
Leg. Dist. 25	3,930	3,067	13	850
Leg. Dist. 26	2,760	1,922	7	831
Leg. Dist. 27	5,574	4,429	17	1,128
Leg. Dist. 28	3,036	2,191	8	837
Leg. Dist. 29	3,912	2,952	10	950
GRAND TOTAL:	<u>40,105</u>	<u>29,571</u>	<u>138</u>	<u>10,396</u>

CITY COURT JUDGE
DETAIL

LEGISLATIVE DISTRICT OR TOWN	ELECTION DISTRICT	TOTAL VOTERS	TERESA D. JOHNSON		BLANK AND VOID
			DEM	SCATTER	
Leg. Dist. 06					
	1	388	234	0	154
	2	175	111	1	63
	3	229	125	0	104
	4	274	172	0	102
	5	260	155	0	105
	6	240	146	1	93
Leg. Dist. 06		1,566	943	2	621
Leg. Dist. 07					
	1	388	213	1	174
	2	240	158	2	80
	3	222	146	0	76
Leg. Dist. 07		850	517	3	330
Leg. Dist. 21					
	1	280	193	2	85
	2	216	145	1	70
	3	137	98	0	39
	4	146	113	1	32
	5/16	306	222	1	83
	6	236	172	0	64
	7	370	277	2	91
	8	101	76	2	23
	9	244	167	1	76
	10	343	233	1	109
	11	170	125	0	45
	12	299	214	3	82
	13	138	116	1	21
	14	344	234	3	107
	15	247	184	1	62
	17/28	202	141	0	61
	18	136	100	1	35
	19	68	49	0	19
	20	127	97	0	30
	21	201	153	0	48
	22	176	126	2	48
	23	135	105	0	30
	24	295	213	0	82
	25	172	143	1	28
	26	155	133	0	22
	27	108	93	0	15
	29	59	49	0	10
	30	8	6	0	2
	31/34	90	69	1	20
	32	10	7	0	3
	33	104	75	0	29
Leg. Dist. 21		5,623	4,128	24	1,471
Leg. Dist. 22					
	1	133	102	0	31
	2	62	51	0	11
	3	132	86	0	46
	4	57	47	0	10

CITY COURT JUDGE
DETAIL

LEGISLATIVE DISTRICT OR TOWN	ELECTION DISTRICT	TOTAL VOTERS	TERESA D. JOHNSON	SCATTER	BLANK AND VOID
			DEM		
Leg. Dist. 22					
	5	120	97	0	23
	6	124	89	0	35
	7	75	68	0	7
	8	142	100	0	42
	9	105	84	0	21
	10	97	75	0	22
	11	116	93	0	23
	12	88	77	0	11
	13	54	44	0	10
	14	138	103	0	35
	15	130	105	0	25
	16	50	42	0	8
	17	64	45	0	19
	18	79	49	0	30
	19	91	73	1	17
	20	122	100	0	22
	21	89	70	0	19
	22	142	106	0	36
	23	103	85	0	18
	24	75	54	0	21
Leg. Dist. 22		2,388	1,845	1	542
Leg. Dist. 23					
	1	127	85	2	40
	2	285	215	3	67
	3	156	109	2	45
	4	360	257	0	103
	5	217	151	2	64
	6	148	98	0	50
	7	238	175	2	61
	8	232	170	1	61
	9	159	105	0	54
	10	211	151	0	60
	11	247	191	1	55
	12	323	234	3	86
	13	187	134	4	49
	14	201	138	1	62
	15	147	101	1	45
	16	201	153	2	46
	17	315	225	1	89
	18	323	210	0	113
	19	249	172	3	74
	20	311	222	2	87
	21	266	174	1	91
	22	211	156	2	53
	23	121	86	0	35
	24	274	190	0	84
	25	394	302	1	91
	26	439	320	1	118
	27	213	143	0	70
Leg. Dist. 23		6,555	4,667	35	1,853

CITY COURT JUDGE
DETAIL

LEGISLATIVE DISTRICT OR TOWN	ELECTION DISTRICT	TOTAL VOTERS	TERESA D. JOHNSON		BLANK AND VOID
			DEM	SCATTER	
Leg. Dist. 24					
	1	342	245	2	95
	2	278	219	0	59
	3	270	222	1	47
	4	287	222	2	63
	5	271	192	4	75
	6	187	142	0	45
	7	167	117	1	49
	8	242	177	0	65
	9	189	126	1	62
	10	283	211	1	71
	11	112	87	1	24
	12	72	59	0	13
	13	253	204	0	49
	14	277	200	2	75
	15	339	237	1	101
	16	239	173	2	64
	17	103	77	0	26
Leg. Dist. 24		3,911	2,910	18	983
Leg. Dist. 25					
	1	253	198	2	53
	2	184	154	1	29
	3	269	212	1	56
	4	32	24	0	8
	5	213	170	1	42
	6	204	147	2	55
	7	197	163	0	34
	8	225	191	1	33
	9	136	114	0	22
	10	171	147	0	24
	11	135	113	1	21
	12	298	214	1	83
	13	186	145	0	41
	14/24	314	241	0	73
	15	134	109	0	25
	16	28	18	0	10
	17	100	85	0	15
	18	280	196	0	84
	19/21	98	69	0	29
	20/25	281	198	1	82
	22	156	128	2	26
	23	36	31	0	5
Leg. Dist. 25		3,930	3,067	13	850
Leg. Dist. 26					
	1/13	161	121	0	40
	2	79	58	0	21
	3	153	93	0	60
	4	224	142	1	81
	5	165	107	3	55
	7	185	133	2	50
	8	203	142	0	61

CITY COURT JUDGE
DETAIL

LEGISLATIVE DISTRICT OR TOWN	ELECTION DISTRICT	TOTAL VOTERS	TERESA D. JOHNSON		BLANK AND VOID
			DEM	SCATTER	
Leg. Dist. 26					
	9	235	162	0	73
	10	197	144	0	53
	11	217	146	1	70
	12	295	212	0	83
	14	184	124	0	60
	15	208	155	0	53
	16	251	183	0	68
	17	3	0	0	3
Leg. Dist. 26		2,760	1,922	7	831
Leg. Dist. 27					
	1	283	228	4	51
	2	282	214	0	68
	3	235	178	0	57
	4	296	224	0	72
	5	281	235	0	46
	6	220	180	0	40
	7	264	195	0	69
	8	219	180	1	38
	9	285	230	2	53
	10	244	175	0	69
	11	264	206	2	56
	12	217	164	0	53
	13	220	190	1	29
	14	190	157	1	32
	15	209	145	0	64
	16	269	216	0	53
	17	121	96	1	24
	18	174	144	0	30
	19	242	200	1	41
	20	131	117	0	14
	21	125	114	1	10
	22	298	256	2	40
	23	145	116	0	29
	27	205	146	1	58
	28	155	123	0	32
Leg. Dist. 27		5,574	4,429	17	1,128
Leg. Dist. 28					
	1	165	125	0	40
	2	170	103	0	67
	3	92	74	0	18
	4	213	162	0	51
	5	123	77	1	45
	6	142	93	0	49
	7	263	192	0	71
	8	190	149	0	41
	9	108	67	0	41
	10	91	62	1	28
	11	164	122	0	42
	12	85	66	0	19
	13/25	132	99	1	32

CITY COURT JUDGE
DETAIL

LEGISLATIVE DISTRICT OR TOWN	ELECTION DISTRICT	TOTAL VOTERS	TERESA D. JOHNSON		BLANK AND VOID
			DEM	SCATTER	
Leg. Dist. 28					
	14	143	101	1	41
	15	69	48	2	19
	16	151	110	0	41
	17	59	43	0	16
	18/19	210	152	1	57
	21	164	112	1	51
	22	73	54	0	19
	23	200	160	0	40
	24	29	20	0	9
Leg. Dist. 28		3,036	2,191	8	837
Leg. Dist. 29					
	1	28	18	0	10
	2	53	41	0	12
	3	148	124	0	24
	4	212	142	0	70
	5	189	141	0	48
	6	150	104	0	46
	7	18	16	0	2
	8	191	147	1	43
	9	169	128	1	40
	10	166	125	0	41
	11	148	107	0	41
	12	165	129	1	35
	13	127	107	0	20
	14	176	142	0	34
	15	129	97	0	32
	16	80	59	0	21
	17	2	0	0	2
	18	227	151	3	73
	19	159	116	1	42
	20	219	180	1	38
	21	239	177	0	62
	22	128	109	0	19
	23	169	116	1	52
	24	212	172	0	40
	25	221	157	1	63
	26	112	86	0	26
	27	75	61	0	14
Leg. Dist. 29		3,912	2,952	10	950
GRAND TOTAL:		40,105	29,571	138	10,396

TOWN OF CLARKSON
TOWN JUSTICE

LEGISLATIVE DISTRICT OR TOWN	ELECTION DISTRICT	TOTAL VOTERS	JEFFREY J. HARRADINE DEM	CHRISTOPHER T. WILCOX REP	CHRISTOPHER T. WILCOX IND	CHRISTOPHER T. WILCOX CON	SCATTER	BLANK AND VOID
Clarkson	1	396	102	201	31	52	0	10
	2	293	74	153	15	33	0	18
	3	364	99	189	24	38	0	14
	4	477	100	282	20	51	0	24
	5	306	66	159	19	49	0	13
	6	264	84	119	16	36	0	9
GRAND TOTAL:		<u>2,100</u>	<u>525</u>	<u>1,103</u>	<u>125</u>	<u>259</u>	<u>0</u>	<u>88</u>

TOWN OF PENFIELD
MEMBER OF TOWN COUNCIL
1 YEAR TERM

LEGISLATIVE DISTRICT OR TOWN	ELECTION DISTRICT	TOTAL VOTERS	THOMAS N. TREVETT	ROB QUINN	ROB QUINN	ROB QUINN	THOMAS N. TREVETT	SCATTER	BLANK AND VOID
			DEM	REP	IND	CON	WOR		
Penfield									
	1	136	51	43	8	17	3	0	14
	2	352	147	129	10	26	17	1	22
	3	265	90	104	12	32	9	0	18
	4	409	94	202	12	56	24	1	20
	5	374	152	158	11	19	18	0	16
	6	301	103	146	8	22	7	0	15
	7	363	154	143	11	31	16	0	8
	8	280	130	97	12	17	10	0	14
	9	454	237	129	13	37	17	0	21
	10	288	104	110	12	24	14	0	24
	11	234	80	111	9	10	7	0	17
	12	399	148	175	19	29	10	0	18
	13	406	146	154	13	36	6	0	51
	14	444	165	187	8	51	16	1	16
	15	488	169	232	25	30	6	0	26
	16	188	81	68	9	10	12	0	8
	17	372	128	166	21	24	8	0	25
	18	260	113	105	8	12	13	0	9
	19	506	202	226	23	32	10	0	13
	20	428	133	201	24	29	12	1	28
	21	418	180	158	17	28	15	0	20
	22	339	161	113	13	18	13	0	21
	23	495	200	210	17	31	19	0	18
	24	492	182	216	21	38	16	0	19
	25	320	91	152	13	39	4	0	21
	26	263	74	120	18	17	6	0	28
	27	415	165	158	16	35	17	2	22
	28	295	111	111	18	23	11	0	21
	29	422	172	153	28	23	18	0	28
	30	589	199	272	19	49	8	0	42
	31	212	99	78	6	10	7	0	12
	32	234	113	86	5	9	8	0	13
	33	340	140	127	13	28	16	0	16
	34	313	93	146	14	16	11	0	33
	35	422	148	183	24	33	6	0	28
	36	349	134	161	13	14	11	0	16
	37	612	193	307	27	40	10	0	35
	38	241	82	113	5	19	6	0	16
	39	260	77	122	5	29	13	0	14
	40	438	160	192	15	25	15	1	30
	41	353	94	170	17	29	10	0	33
	42	271	83	132	8	22	7	0	19
GRAND TOTAL:		<u>15,040</u>	<u>5,578</u>	<u>6,366</u>	<u>600</u>	<u>1,119</u>	<u>482</u>	<u>7</u>	<u>888</u>

TOWN OF RIGA
TOWN JUSTICE

<u>LEGISLATIVE DISTRICT OR TOWN</u>	<u>ELECTION DISTRICT</u>	<u>TOTAL VOTERS</u>	RICHARD E. STOWE <u>REP</u>	RICHARD E. STOWE <u>CON</u>	<u>SCATTER</u>	<u>BLANK AND VOID</u>
Riga	1	493	320	79	0	94
	2	401	263	64	0	74
	3	290	187	35	3	65
	4	376	256	57	0	63
	5	348	236	62	1	49
	6	339	199	69	1	70
GRAND TOTAL:		<u>2,247</u>	<u>1,461</u>	<u>366</u>	<u>5</u>	<u>415</u>

TOWN OF RIGA
MEMBER OF TOWN COUNCIL
1 YEAR TERM

LEGISLATIVE DISTRICT OR TOWN	ELECTION DISTRICT	TOTAL VOTERS	BRAD O'BROCTA REP	BRAD O'BROCTA IND	BRAD O'BROCTA CON	SCATTER	BLANK AND VOID
Riga	1	493	299	33	67	0	94
	2	401	235	30	53	0	83
	3	290	169	23	28	3	67
	4	376	230	22	51	0	73
	5	348	216	20	54	1	57
	6	339	187	18	63	1	70
GRAND TOTAL:		<u>2,247</u>	<u>1,336</u>	<u>146</u>	<u>316</u>	<u>5</u>	<u>444</u>

TOWN OF SWEDEN
TOWN JUSTICE

LEGISLATIVE DISTRICT OR TOWN	ELECTION DISTRICT	TOTAL VOTERS	ROBERT P. CONNORS	ROBERT P. CONNORS	ROBERT P. CONNORS	SCATTER	BLANK AND VOID
			REP	IND	CON		
Sweden							
	1	357	215	32	31	5	74
	2	181	87	27	12	7	48
	3	382	195	50	24	5	108
	4	412	222	49	39	2	100
	5	98	48	16	7	0	27
	6	308	158	27	38	6	79
	7	375	214	49	42	3	67
	8	270	145	32	33	1	59
	9	211	120	18	23	1	49
	10	444	247	38	64	4	91
	11	112	45	16	16	2	33
	12	295	161	33	43	1	57
GRAND TOTAL:		<u>3,445</u>	<u>1,857</u>	<u>387</u>	<u>372</u>	<u>37</u>	<u>792</u>

VILLAGE OF FAIRPORT
VILLAGE MAYOR

LEGISLATIVE DISTRICT OR TOWN	ELECTION DISTRICT	TOTAL VOTERS	WAYNE R. SHIPMAN DEM	FREDERICK H. MAY REP	FREDERICK H. MAY IND	FREDERICK H. MAY CON	WAYNE R. SHIPMAN FFP	SCATTER	BLANK AND VOID
Perinton	4	343	138	152	14	19	6	0	14
	5	198	61	97	12	13	4	0	11
	6	330	133	146	18	20	4	1	8
	7	436	172	208	19	20	2	0	15
	14	388	124	207	16	31	1	1	8
	25	296	109	143	18	15	3	0	8
	38	396	127	217	14	26	1	0	11
GRAND TOTAL:		<u>2,387</u>	<u>864</u>	<u>1,170</u>	<u>111</u>	<u>144</u>	<u>21</u>	<u>2</u>	<u>75</u>

VILLAGE OF FAIRPORT
VILLAGE TRUSTEE
(VOTE FOR 2)

LEGISLATIVE DISTRICT OR TOWN	ELECTION DISTRICT	TOTAL VOTERS	CHRISTINE O. HEISMAN DEM	TIMOTHY J. SLISZ DEM	KENNETH G. ROHR REP	SEAN M. DELEHANTY REP	KENNETH G. ROHR IND	TIMOTHY J. SLISZ IND/FFP	KENNETH G. ROHR CON	SEAN M. DELEHANTY CON	CHRISTINE O. HEISMAN FFP	SCATTER	BLANK AND VOID
Perinton	4	686	149	149	145	131	9	13	18	21	7	0	44
	5	396	74	77	87	81	8	10	12	12	5	0	30
	6	660	184	171	107	91	14	17	21	23	5	0	27
	7	872	221	212	158	158	18	31	22	21	2	0	29
	14	776	166	166	166	155	11	30	28	31	4	0	19
	25	592	150	148	108	98	8	15	12	17	4	0	32
	38	792	158	166	189	158	20	23	24	26	1	0	27
GRAND TOTAL:		<u>4,774</u>	<u>1,102</u>	<u>1,089</u>	<u>960</u>	<u>872</u>	<u>88</u>	<u>139</u>	<u>137</u>	<u>151</u>	<u>28</u>	<u>0</u>	<u>208</u>

VILLAGE OF FAIRPORT
VILLAGE JUSTICE

LEGISLATIVE DISTRICT OR TOWN	ELECTION DISTRICT	TOTAL VOTERS	VINCENT M. BARONE REP	VINCENT M. BARONE IND	VINCENT M. BARONE CON	SCATTER	BLANK AND VOID
Perinton	4	343	206	37	28	1	71
	5	198	107	25	18	0	48
	6	330	176	64	25	1	64
	7	436	259	71	23	3	80
	14	388	251	32	37	4	64
	25	296	173	44	16	0	63
	38	396	253	38	29	0	76
GRAND TOTAL:		<u>2,387</u>	<u>1,425</u>	<u>311</u>	<u>176</u>	<u>9</u>	<u>466</u>

VOTER TURNOUT
2010 GENERAL ELECTION
SUMMARY

LEGISLATIVE DISTRICT OR TOWN	VOTERS ELIGIBLE	VOTED	PERCENT TURNOUT
Leg. Dist. 06	2,948	1,569	53.2
Leg. Dist. 07	1,573	851	54.1
Leg. Dist. 21	12,674	5,640	44.5
Leg. Dist. 22	8,884	2,393	26.9
Leg. Dist. 23	11,397	6,616	58.1
Leg. Dist. 24	6,795	3,926	57.8
Leg. Dist. 25	9,574	3,941	41.2
Leg. Dist. 26	6,734	2,767	41.1
Leg. Dist. 27	13,330	5,587	41.9
Leg. Dist. 28	9,126	3,045	33.4
Leg. Dist. 29	11,032	3,918	35.5
CITY	94,067	40,253	42.8
Brighton	21,310	13,753	64.5
Chili	18,664	10,468	56.1
Clarkson	3,781	2,100	55.5
East Rochester	3,731	1,995	53.5
Gates	17,533	8,940	51.0
Greece	60,615	31,854	52.6
Hamlin	5,239	2,779	53.0
Henrietta	21,150	11,544	54.6
Irondequoit	34,143	19,392	56.8
Mendon	6,336	4,030	63.6
Ogden	12,379	6,861	55.4
Parma	10,214	5,478	53.6
Penfield	24,429	15,059	61.6
Perinton	32,418	20,741	64.0
Pittsford	19,259	12,755	66.2
Riga	3,770	2,248	59.6
Rush	2,516	1,666	66.2
Sweden	6,168	3,453	56.0
Webster	27,879	16,632	59.7
Wheatland	3,135	1,801	57.4
TOWNS	334,669	193,549	57.8
GRAND TOTAL:	428,736	233,802	54.5

VOTER TURNOUT
2010 GENERAL ELECTION
DETAIL

<u>LEGISLATIVE DISTRICT OR TOWN</u>	<u>ELECTION DISTRICT</u>	<u>VOTERS ELIGIBLE</u>	<u>VOTED</u>	<u>PERCENT TURNOUT</u>
Leg. Dist. 06	1	679	388	57.1
	2	370	175	47.3
	3	458	229	50.0
	4	517	274	53.0
	5	440	262	59.5
	6	484	241	49.8
Leg. Dist. 06		2,948	1,569	53.2
Leg. Dist. 07	1	677	388	57.3
	2	473	241	51.0
	3	423	222	52.5
Leg. Dist. 07		1,573	851	54.1
Leg. Dist. 21	1	540	280	51.9
	2	365	217	59.5
	3	319	137	42.9
	4	340	146	42.9
	5/16	638	306	48.0
	6	448	237	52.9
	7	665	372	55.9
	8	199	102	51.3
	9	453	245	54.1
	10	524	344	65.6
	11	362	170	47.0
	12	564	301	53.4
	13	257	138	53.7
	14	658	344	52.3
	15	608	247	40.6
	17/28	615	204	33.2
	18	534	137	25.7
	19	221	68	30.8
	20	232	128	55.2
	21	527	203	38.5
	22	662	176	26.6
	23	433	135	31.2
	24	471	296	62.8
	25	535	172	32.1
	26	480	155	32.3
	27	369	108	29.3
	29	199	59	29.6
	30	28	8	28.6
	31/34	197	90	45.7
	32	37	10	27.0
	33	194	105	54.1
Leg. Dist. 21		12,674	5,640	44.5
Leg. Dist. 22	1	679	133	19.6
	2	239	62	25.9
	3	498	132	26.5
	4	270	57	21.1

VOTER TURNOUT
2010 GENERAL ELECTION
DETAIL

<u>LEGISLATIVE DISTRICT OR TOWN</u>	<u>ELECTION DISTRICT</u>	<u>VOTERS ELIGIBLE</u>	<u>VOTED</u>	<u>PERCENT TURNOUT</u>
Leg. Dist. 22	5	487	120	24.6
	6	351	125	35.6
	7	285	75	26.3
	8	417	142	34.1
	9	378	105	27.8
	10	339	97	28.6
	11	357	117	32.8
	12	347	88	25.4
	13	216	54	25.0
	14	457	138	30.2
	15	529	130	24.6
	16	277	50	18.1
	17	240	64	26.7
	18	213	79	37.1
	19	365	92	25.2
	20	447	122	27.3
	21	264	89	33.7
	22	562	142	25.3
	23	367	103	28.1
	24	300	77	25.7
Leg. Dist. 22		8,884	2,393	26.9
Leg. Dist. 23	1	200	128	64.0
	2	606	286	47.2
	3	336	157	46.7
	4	590	361	61.2
	5	516	219	42.4
	6	270	151	55.9
	7	461	242	52.5
	8	408	234	57.4
	9	268	161	60.1
	10	360	218	60.6
	11	399	249	62.4
	12	458	329	71.8
	13	362	187	51.7
	14	407	205	50.4
	15	323	153	47.4
	16	448	202	45.1
	17	558	315	56.5
	18	519	323	62.2
	19	459	249	54.2
	20	452	319	70.6
	21	401	267	66.6
	22	319	214	67.1
	23	267	122	45.7
	24	482	275	57.1
	25	558	395	70.8
	26	646	442	68.4
	27	324	213	65.7
Leg. Dist. 23		11,397	6,616	58.1

VOTER TURNOUT
2010 GENERAL ELECTION
DETAIL

<u>LEGISLATIVE DISTRICT OR TOWN</u>	<u>ELECTION DISTRICT</u>	<u>VOTERS ELIGIBLE</u>	<u>VOTED</u>	<u>PERCENT TURNOUT</u>
Leg. Dist. 24	1	475	345	72.6
	2	365	279	76.4
	3	465	270	58.1
	4	531	288	54.2
	5	511	271	53.0
	6	333	188	56.5
	7	290	167	57.6
	8	424	245	57.8
	9	306	189	61.8
	10	494	283	57.3
	11	274	112	40.9
	12	158	72	45.6
	13	454	253	55.7
	14	568	278	48.9
	15	544	341	62.7
	16	435	242	55.6
	17	<u>168</u>	<u>103</u>	<u>61.3</u>
Leg. Dist. 24		6,795	3,926	57.8
Leg. Dist. 25	1	515	254	49.3
	2	500	185	37.0
	3	622	269	43.2
	4	107	32	29.9
	5	417	213	51.1
	6	433	206	47.6
	7	589	197	33.4
	8	624	226	36.2
	9	389	136	35.0
	10	468	171	36.5
	11	470	135	28.7
	12	573	298	52.0
	13	587	186	31.7
	14/24	577	314	54.4
	15	415	134	32.3
	16	78	31	39.7
	17	301	100	33.2
	18	526	282	53.6
	19/21	226	98	43.4
	20/25	666	281	42.2
	22	317	157	49.5
	23	<u>174</u>	<u>36</u>	<u>20.7</u>
Leg. Dist. 25		9,574	3,941	41.2
Leg. Dist. 26	1/13	562	161	28.6
	2	218	79	36.2
	3	370	154	41.6
	4	381	224	58.8
	5	418	165	39.5
	7	489	185	37.8
	8	496	203	40.9

VOTER TURNOUT
2010 GENERAL ELECTION
DETAIL

<u>LEGISLATIVE DISTRICT OR TOWN</u>	<u>ELECTION DISTRICT</u>	<u>VOTERS ELIGIBLE</u>	<u>VOTED</u>	<u>PERCENT TURNOUT</u>
Leg. Dist. 26	9	503	238	47.3
	10	530	197	37.2
	11	475	217	45.7
	12	583	296	50.8
	14	541	185	34.2
	15	486	209	43.0
	16	678	251	37.0
	17	4	3	75.0
Leg. Dist. 26		6,734	2,767	41.1
Leg. Dist. 27	1	588	283	48.1
	2	572	282	49.3
	3	479	236	49.3
	4	591	296	50.1
	5	594	281	47.3
	6	658	221	33.6
	7	553	265	47.9
	8	685	219	32.0
	9	570	286	50.2
	10	512	244	47.7
	11	615	264	42.9
	12	515	219	42.5
	13	620	220	35.5
	14	413	190	46.0
	15	502	212	42.2
	16	567	271	47.8
	17	326	121	37.1
	18	475	174	36.6
	19	560	242	43.2
	20	411	131	31.9
	21	313	125	39.9
	22	710	298	42.0
	23	359	147	40.9
	27	532	205	38.5
	28	610	155	25.4
Leg. Dist. 27		13,330	5,587	41.9
Leg. Dist. 28	1	383	165	43.1
	2	547	170	31.1
	3	379	92	24.3
	4	586	214	36.5
	5	285	123	43.2
	6	369	142	38.5
	7	651	264	40.6
	8	518	190	36.7
	9	344	109	31.7
	10	315	92	29.2
	11	606	164	27.1
	12	333	85	25.5
	13/25	524	132	25.2

VOTER TURNOUT
2010 GENERAL ELECTION
DETAIL

<u>LEGISLATIVE DISTRICT OR TOWN</u>	<u>ELECTION DISTRICT</u>	<u>VOTERS ELIGIBLE</u>	<u>VOTED</u>	<u>PERCENT TURNOUT</u>
Leg. Dist. 28	14	614	144	23.5
	15	322	69	21.4
	16	373	151	40.5
	17	232	59	25.4
	18/19	634	211	33.3
	21	274	165	60.2
	22	286	73	25.5
	23	447	202	45.2
	24	104	29	27.9
Leg. Dist. 28		<u>9,126</u>	<u>3,045</u>	<u>33.4</u>
Leg. Dist. 29	1	87	28	32.2
	2	243	54	22.2
	3	399	148	37.1
	4	551	213	38.7
	5	551	189	34.3
	6	420	150	35.7
	7	78	18	23.1
	8	505	191	37.8
	9	434	169	38.9
	10	596	166	27.9
	11	393	148	37.7
	12	528	165	31.3
	13	522	127	24.3
	14	460	176	38.3
	15	513	129	25.1
	16	263	80	30.4
	17	7	2	28.6
	18	369	227	61.5
	19	519	161	31.0
	20	733	219	29.9
	21	574	239	41.6
	22	199	128	64.3
	23	332	170	51.2
	24	634	213	33.6
	25	390	221	56.7
	26	513	112	21.8
	27	219	75	34.2
Leg. Dist. 29		<u>11,032</u>	<u>3,918</u>	<u>35.5</u>
CITY		<u>94,067</u>	<u>40,253</u>	<u>42.8</u>
Brighton	1	608	378	62.2
	2	422	257	60.9
	3	420	287	68.3
	4	462	318	68.8
	5	486	346	71.2
	6	660	446	67.6
	7	435	239	54.9
	8	514	360	70.0

VOTER TURNOUT
2010 GENERAL ELECTION
DETAIL

<u>LEGISLATIVE DISTRICT OR TOWN</u>	<u>ELECTION DISTRICT</u>	<u>VOTERS ELIGIBLE</u>	<u>VOTED</u>	<u>PERCENT TURNOUT</u>	
Brighton	9	444	335	75.5	
	10	536	382	71.3	
	11	581	401	69.0	
	12	634	454	71.6	
	13	366	269	73.5	
	14	374	199	53.2	
	15	432	277	64.1	
	16	367	239	65.1	
	17	290	134	46.2	
	18	460	321	69.8	
	19	315	220	69.8	
	20	393	222	56.5	
	21	443	274	61.9	
	22	530	347	65.5	
	23	417	277	66.4	
	24	557	386	69.3	
	25	379	275	72.6	
	26	417	251	60.2	
	27	378	281	74.3	
	28	584	396	67.8	
	29	388	276	71.1	
	30	870	510	58.6	
	31	413	283	68.5	
	32	535	380	71.0	
	33	549	367	66.8	
	34	477	312	65.4	
	35	465	282	60.6	
	36	311	163	52.4	
	37	576	326	56.6	
	38	534	353	66.1	
	39	415	274	66.0	
	40	795	484	60.9	
	41	560	318	56.8	
	42	145	103	71.0	
	43	501	291	58.1	
	44	243	106	43.6	
	45	379	181	47.8	
	46	250	173	69.2	
	Brighton		21,310	13,753	64.5
	Chili	1	435	262	60.2
		2	626	397	63.4
		3	672	412	61.3
		4	480	231	48.1
		5	534	295	55.2
		6	533	326	61.2
		7	307	160	52.1
8		576	317	55.0	
9		571	307	53.8	
10		423	230	54.4	

VOTER TURNOUT
2010 GENERAL ELECTION
DETAIL

<u>LEGISLATIVE DISTRICT OR TOWN</u>	<u>ELECTION DISTRICT</u>	<u>VOTERS ELIGIBLE</u>	<u>VOTED</u>	<u>PERCENT TURNOUT</u>	
Chili	11	511	273	53.4	
	12	545	323	59.3	
	13	783	450	57.5	
	14	586	338	57.7	
	15	496	295	59.5	
	16	709	429	60.5	
	17	1,139	728	63.9	
	18	631	322	51.0	
	19	495	322	65.1	
	20	786	444	56.5	
	21	389	235	60.4	
	22	584	238	40.8	
	23	453	259	57.2	
	24	1,380	703	50.9	
	25	476	228	47.9	
	26	734	401	54.6	
	27	536	316	59.0	
	28	468	261	55.8	
	29	370	228	61.6	
	30	379	153	40.4	
	31	25	14	56.0	
	32	520	266	51.2	
	33	<u>512</u>	<u>305</u>	<u>59.6</u>	
	Chili		18,664	10,468	56.1
	Clarkson	1	724	396	54.7
		2	573	293	51.1
		3	589	364	61.8
		4	846	477	56.4
		5	617	306	49.6
		6	<u>432</u>	<u>264</u>	<u>61.1</u>
	Clarkson		3,781	2,100	55.5
	East Rochester	1	732	349	47.7
		2	503	274	54.5
3		485	320	66.0	
4		510	263	51.6	
5		468	242	51.7	
6		499	281	56.3	
7		<u>534</u>	<u>266</u>	<u>49.8</u>	
East Rochester		3,731	1,995	53.5	
Gates	1	379	197	52.0	
	2	482	257	53.3	
	3	508	222	43.7	
	4	521	269	51.6	
	5	521	357	68.5	
	6	549	268	48.8	
	7	960	476	49.6	
	8	404	212	52.5	

VOTER TURNOUT
2010 GENERAL ELECTION
DETAIL

<u>LEGISLATIVE DISTRICT OR TOWN</u>	<u>ELECTION DISTRICT</u>	<u>VOTERS ELIGIBLE</u>	<u>VOTED</u>	<u>PERCENT TURNOUT</u>
Gates	9	594	306	51.5
	10	304	168	55.3
	11	377	214	56.8
	12	386	187	48.4
	13	612	266	43.5
	14	438	218	49.8
	15	833	401	48.1
	16	449	218	48.6
	17	547	256	46.8
	18	619	307	49.6
	19	458	274	59.8
	20	478	259	54.2
	21	482	254	52.7
	22	422	232	55.0
	23	487	263	54.0
	24	636	276	43.4
	25	430	232	54.0
	26	615	319	51.9
	27	683	313	45.8
	28	418	207	49.5
	29	516	246	47.7
	30	322	183	56.8
	31	414	211	51.0
	32	513	320	62.4
	33	297	124	41.8
	34	503	245	48.7
	35	376	183	48.7
Gates		<u>17,533</u>	<u>8,940</u>	<u>51.0</u>
Greece	1	465	273	58.7
	2	547	322	58.9
	3	482	261	54.1
	4	433	241	55.7
	5	423	222	52.5
	6	439	197	44.9
	7	582	282	48.5
	8	559	255	45.6
	9	507	228	45.0
	10	505	229	45.3
	11	290	119	41.0
	12	355	150	42.3
	13	449	241	53.7
	14	436	218	50.0
	15	444	245	55.2
	16	365	190	52.1
	17	654	360	55.0
	18	594	324	54.5
	19	501	228	45.5
	20	559	237	42.4
	21	461	232	50.3

VOTER TURNOUT
2010 GENERAL ELECTION
DETAIL

<u>LEGISLATIVE DISTRICT OR TOWN</u>	<u>ELECTION DISTRICT</u>	<u>VOTERS ELIGIBLE</u>	<u>VOTED</u>	<u>PERCENT TURNOUT</u>
Greece	22	423	213	50.4
	23	769	424	55.1
	24	667	415	62.2
	25	553	268	48.5
	26	467	250	53.5
	27	811	358	44.1
	28	674	342	50.7
	29	517	318	61.5
	30	384	207	53.9
	31	428	232	54.2
	32	609	265	43.5
	33	675	346	51.3
	34	545	310	56.9
	35	518	317	61.2
	36	624	355	56.9
	37	369	209	56.6
	38	626	341	54.5
	39	344	193	56.1
	40	476	223	46.8
	41	573	282	49.2
	42	518	263	50.8
	43	522	266	51.0
	44	716	414	57.8
	45	779	405	52.0
	46	394	171	43.4
	47	524	297	56.7
	48	413	223	54.0
	49	359	242	67.4
	50	526	291	55.3
	51	339	191	56.3
	52	682	355	52.1
	53	628	236	37.6
	54	625	338	54.1
	55	415	245	59.0
	56	633	359	56.7
	57	542	299	55.2
	58	672	374	55.7
	59	534	172	32.2
	60	487	230	47.2
	61	585	291	49.7
	62	701	326	46.5
	63	629	317	50.4
	64	464	235	50.6
	65	454	256	56.4
	66	352	167	47.4
	67	446	263	59.0
	68	599	359	59.9
	69	348	202	58.0
	70	1,100	606	55.1
	71	608	358	58.9
	72	626	357	57.0

VOTER TURNOUT
2010 GENERAL ELECTION
DETAIL

<u>LEGISLATIVE DISTRICT OR TOWN</u>	<u>ELECTION DISTRICT</u>	<u>VOTERS ELIGIBLE</u>	<u>VOTED</u>	<u>PERCENT TURNOUT</u>
Greece	73	368	166	45.1
	74	581	251	43.2
	75	480	228	47.5
	76	384	238	62.0
	77	601	346	57.6
	78	408	206	50.5
	79	840	460	54.8
	80	689	392	56.9
	81	365	193	52.9
	82	567	235	41.4
	83	406	190	46.8
	84	662	347	52.4
	85	720	387	53.8
	86	695	436	62.7
	87	505	283	56.0
	88	528	287	54.4
	89	446	250	56.1
	90	672	323	48.1
	91	950	558	58.7
	92	819	418	51.0
	93	793	417	52.6
	94	591	294	49.7
	95	495	213	43.0
	96	697	388	55.7
	97	853	551	64.6
	98	780	393	50.4
	99	617	336	54.5
	100	803	419	52.2
	101	405	222	54.8
	102	874	407	46.6
	103	625	355	56.8
	104	629	365	58.0
	105	406	235	57.9
	106	530	264	49.8
	107	409	211	51.6
	108	337	183	54.3
	109	<u>763</u>	<u>377</u>	<u>49.4</u>
Greece		60,615	31,854	52.6
Hamlin	1	550	270	49.1
	2	604	361	59.8
	3	435	236	54.3
	4	415	233	56.1
	5	548	253	46.2
	6	394	192	48.7
	7	702	422	60.1
	8	433	192	44.3
	9	397	194	48.9

VOTER TURNOUT
2010 GENERAL ELECTION
DETAIL

<u>LEGISLATIVE DISTRICT OR TOWN</u>	<u>ELECTION DISTRICT</u>	<u>VOTERS ELIGIBLE</u>	<u>VOTED</u>	<u>PERCENT TURNOUT</u>
Hamlin	10	642	360	56.1
	11	<u>119</u>	<u>66</u>	<u>55.5</u>
Hamlin		5,239	2,779	53.0
Henrietta	1	669	394	58.9
	2	535	256	47.9
	3	480	164	34.2
	4	579	338	58.4
	5	557	306	54.9
	6	532	298	56.0
	7	440	285	64.8
	8	546	312	57.1
	9	514	259	50.4
	10	559	292	52.2
	11	529	284	53.7
	12	484	291	60.1
	13	660	357	54.1
	14	485	241	49.7
	15	615	305	49.6
	16	432	209	48.4
	17	580	357	61.6
	18	650	343	52.8
	19	545	272	49.9
	20	726	391	53.9
	21	394	242	61.4
	22	703	449	63.9
	23	496	235	47.4
	24	617	333	54.0
	25	478	306	64.0
	26	961	560	58.3
	27	796	482	60.6
	28	631	384	60.9
	29	1,257	592	47.1
	30	1,117	582	52.1
	31	366	181	49.5
	32	645	455	70.5
	33	457	239	52.3
	34	405	172	42.5
	35	<u>710</u>	<u>378</u>	<u>53.2</u>
Henrietta		21,150	11,544	54.6
Irondequoit	1	617	315	51.1
	2	387	211	54.5
	3	675	319	47.3
	4	483	281	58.2
	5	498	254	51.0
	6	721	485	67.3
	7	644	433	67.2
	8	488	299	61.3
	9	543	311	57.3

VOTER TURNOUT
2010 GENERAL ELECTION
DETAIL

<u>LEGISLATIVE DISTRICT OR TOWN</u>	<u>ELECTION DISTRICT</u>	<u>VOTERS ELIGIBLE</u>	<u>VOTED</u>	<u>PERCENT TURNOUT</u>
Irondequoit	10	475	341	71.8
	11	293	179	61.1
	12	448	239	53.3
	13	678	422	62.2
	14	643	393	61.1
	15	596	394	66.1
	16	601	372	61.9
	17	353	196	55.5
	18	536	302	56.3
	19	642	332	51.7
	20	423	281	66.4
	21	534	311	58.2
	22	560	350	62.5
	23	480	292	60.8
	24	431	271	62.9
	25	540	284	52.6
	26	463	213	46.0
	27	300	193	64.3
	28	470	234	49.8
	29	444	232	52.3
	30	456	277	60.7
	31	458	306	66.8
	32	557	291	52.2
	33	386	225	58.3
	34	768	446	58.1
	35	344	198	57.6
	36	454	157	34.6
	37	476	259	54.4
	38	384	183	47.7
	39	317	142	44.8
	40	307	192	62.5
	41	529	297	56.1
	42	498	326	65.5
	43	429	222	51.7
	44	843	557	66.1
	45	420	241	57.4
	46	564	299	53.0
	47	194	110	56.7
	48	442	297	67.2
	49	449	277	61.7
	50	469	189	40.3
	51	589	398	67.6
	52	636	323	50.8
	53	481	254	52.8
	54	201	95	47.3
	55	573	294	51.3
	56	429	263	61.3
	57	706	401	56.8
	58	627	327	52.2
	59	472	270	57.2
	60	547	304	55.6

VOTER TURNOUT
2010 GENERAL ELECTION
DETAIL

<u>LEGISLATIVE DISTRICT OR TOWN</u>	<u>ELECTION DISTRICT</u>	<u>VOTERS ELIGIBLE</u>	<u>VOTED</u>	<u>PERCENT TURNOUT</u>
Irondequoit	61	602	363	60.3
	62	503	323	64.2
	63	423	234	55.3
	64	263	169	64.3
	65	368	198	53.8
	66	379	136	35.9
	67	434	252	58.1
	68	513	260	50.7
	69	287	111	38.7
	70	163	95	58.3
	71/72	<u>237</u>	<u>92</u>	<u>38.8</u>
Irondequoit		34,143	19,392	56.8
Mendon	1	877	558	63.6
	2	704	425	60.4
	3	822	551	67.0
	4	634	407	64.2
	5	761	492	64.7
	6	735	463	63.0
	7	826	536	64.9
	8	339	196	57.8
	9	<u>638</u>	<u>402</u>	<u>63.0</u>
Mendon		6,336	4,030	63.6
Ogden	1	550	320	58.2
	2	578	365	63.1
	3	783	481	61.4
	4	554	313	56.5
	5	542	338	62.4
	6	743	408	54.9
	7	373	231	61.9
	8	672	329	49.0
	9	574	330	57.5
	10	559	316	56.5
	11	535	293	54.8
	12	776	388	50.0
	13	590	275	46.6
	14	578	304	52.6
	15	789	429	54.4
	16	403	237	58.8
	17	570	288	50.5
	18	768	378	49.2
	19	749	434	57.9
	20	<u>693</u>	<u>404</u>	<u>58.3</u>
Ogden		12,379	6,861	55.4
Parma	1	678	383	56.5
	2	820	440	53.7
	3	593	318	53.6
	4	693	350	50.5

VOTER TURNOUT
2010 GENERAL ELECTION
DETAIL

<u>LEGISLATIVE DISTRICT OR TOWN</u>	<u>ELECTION DISTRICT</u>	<u>VOTERS ELIGIBLE</u>	<u>VOTED</u>	<u>PERCENT TURNOUT</u>
Parma	5	441	254	57.6
	6	302	162	53.6
	7	614	356	58.0
	8	803	505	62.9
	9	698	357	51.1
	10	668	366	54.8
	11	682	394	57.8
	12	800	368	46.0
	13	1,041	586	56.3
	14	666	275	41.3
	15	<u>715</u>	<u>364</u>	<u>50.9</u>
Parma		10,214	5,478	53.6
Penfield	1	259	136	52.5
	2	579	355	61.3
	3	415	265	63.9
	4	665	409	61.5
	5	572	374	65.4
	6	512	301	58.8
	7	513	363	70.8
	8	545	280	51.4
	9	646	454	70.3
	10	464	288	62.1
	11	379	236	62.3
	12	578	400	69.2
	13	720	406	56.4
	14	762	444	58.3
	15	797	488	61.2
	16	273	188	68.9
	17	599	373	62.3
	18	397	262	66.0
	19	792	507	64.0
	20	692	428	61.8
	21	661	418	63.2
	22	548	341	62.2
	23	773	496	64.2
	24	750	493	65.7
	25	507	320	63.1
	26	449	263	58.6
	27	620	415	66.9
	28	568	297	52.3
	29	801	422	52.7
	30	888	589	66.3
	31	420	212	50.5
	32	392	234	59.7
	33	547	340	62.2
	34	522	314	60.2
	35	716	422	58.9
	36	558	350	62.7
	37	916	612	66.8

VOTER TURNOUT
2010 GENERAL ELECTION
DETAIL

<u>LEGISLATIVE DISTRICT OR TOWN</u>	<u>ELECTION DISTRICT</u>	<u>VOTERS ELIGIBLE</u>	<u>VOTED</u>	<u>PERCENT TURNOUT</u>
Penfield	38	412	241	58.5
	39	467	260	55.7
	40	741	438	59.1
	41	540	354	65.6
	42	474	271	57.2
Penfield		24,429	15,059	61.6
Perinton	1	834	524	62.8
	2	701	490	69.9
	3	468	343	73.3
	4	505	344	68.1
	5	336	199	59.2
	6	483	332	68.7
	7	635	436	68.7
	8	571	377	66.0
	9	762	486	63.8
	10	664	421	63.4
	11	434	258	59.4
	12	516	358	69.4
	13	496	340	68.5
	14	544	388	71.3
	15	635	319	50.2
	16	451	311	69.0
	17	559	385	68.9
	18	514	352	68.5
	19	533	362	67.9
	20	518	358	69.1
	21	683	427	62.5
	22	406	270	66.5
	23	626	381	60.9
	24	952	619	65.0
	25	434	297	68.4
	26	615	420	68.3
	27	437	287	65.7
	28	460	331	72.0
	29	343	246	71.7
	30	594	363	61.1
	31	687	444	64.6
	32	529	312	59.0
	33	579	417	72.0
	34	667	427	64.0
	35	518	313	60.4
	36	395	204	51.6
	37	573	347	60.6
	38	727	398	54.7
	39	713	425	59.6
	40	415	285	68.7
	41	363	259	71.3
	42	605	311	51.4
	43	978	628	64.2

VOTER TURNOUT
2010 GENERAL ELECTION
DETAIL

<u>LEGISLATIVE DISTRICT OR TOWN</u>	<u>ELECTION DISTRICT</u>	<u>VOTERS ELIGIBLE</u>	<u>VOTED</u>	<u>PERCENT TURNOUT</u>
Perinton	44	507	355	70.0
	45	1,076	680	63.2
	46	358	218	60.9
	47	661	380	57.5
	48	478	304	63.6
	49	522	343	65.7
	50	309	116	37.5
	51	670	417	62.2
	52	609	328	53.9
	53	465	312	67.1
	54	978	644	65.8
	55	519	385	74.2
	56	808	465	57.5
Perinton		32,418	20,741	64.0
Pittsford	1	453	291	64.2
	2	485	320	66.0
	3	786	553	70.4
	4	679	425	62.6
	5	434	306	70.5
	6	413	252	61.0
	7	270	184	68.1
	8	554	411	74.2
	9	597	430	72.0
	10	723	448	62.0
	11	481	303	63.0
	12	525	360	68.6
	13	380	269	70.8
	14	685	483	70.5
	15	523	248	47.4
	16	468	286	61.1
	17	713	496	69.6
	18	570	352	61.8
	19	339	234	69.0
	20	556	383	68.9
	21	599	377	62.9
	22	652	475	72.9
	23	523	362	69.2
	24	699	480	68.7
	25	714	499	69.9
	26	535	361	67.5
	27	500	335	67.0
	28	510	367	72.0
	29	550	361	65.6
	30	489	324	66.3
	31	698	445	63.8
	32	562	389	69.2
	33	812	493	60.7
	34	782	453	57.9
Pittsford		19,259	12,755	66.2

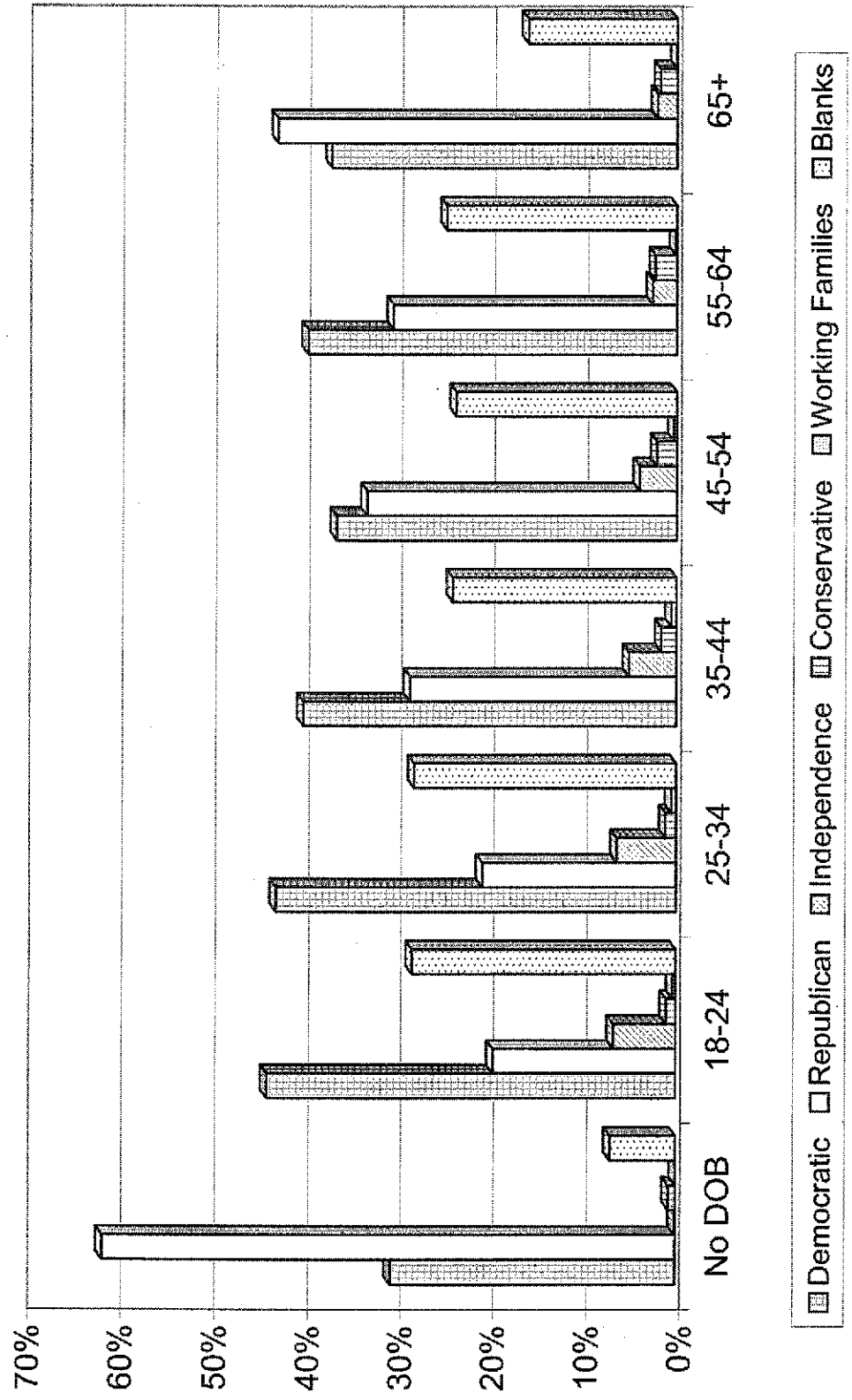
VOTER TURNOUT
2010 GENERAL ELECTION
DETAIL

<u>LEGISLATIVE DISTRICT OR TOWN</u>	<u>ELECTION DISTRICT</u>	<u>VOTERS ELIGIBLE</u>	<u>VOTED</u>	<u>PERCENT TURNOUT</u>
Riga	1	872	493	56.5
	2	646	401	62.1
	3	474	290	61.2
	4	619	376	60.7
	5	580	349	60.2
	6	579	339	58.5
Riga		<u>3,770</u>	<u>2,248</u>	<u>59.6</u>
Rush	1	694	429	61.8
	2	497	329	66.2
	3	652	463	71.0
	4	673	445	66.1
Rush		<u>2,516</u>	<u>1,666</u>	<u>66.2</u>
Sweden	1	619	357	57.7
	2	328	182	55.5
	3	716	383	53.5
	4	751	412	54.9
	5	160	98	61.3
	6	540	311	57.6
	7	612	375	61.3
	8	477	270	56.6
	9	465	212	45.6
	10	751	444	59.1
	11	234	114	48.7
	12	515	295	57.3
Sweden		<u>6,168</u>	<u>3,453</u>	<u>56.0</u>
Webster	1	560	389	69.5
	2	847	381	45.0
	3	616	406	65.9
	4	358	185	51.7
	5	628	371	59.1
	6	578	344	59.5
	7	681	392	57.6
	8	539	351	65.1
	9	779	492	63.2
	10	937	541	57.7
	11	627	354	56.5
	12	741	482	65.0
	13	541	355	65.6
	14	513	332	64.7
	15	443	268	60.5
	16	796	410	51.5
	17	555	362	65.2
	18	466	284	60.9
	19	894	557	62.3
	20	781	479	61.3
	21	765	417	54.5
	22	669	382	57.1

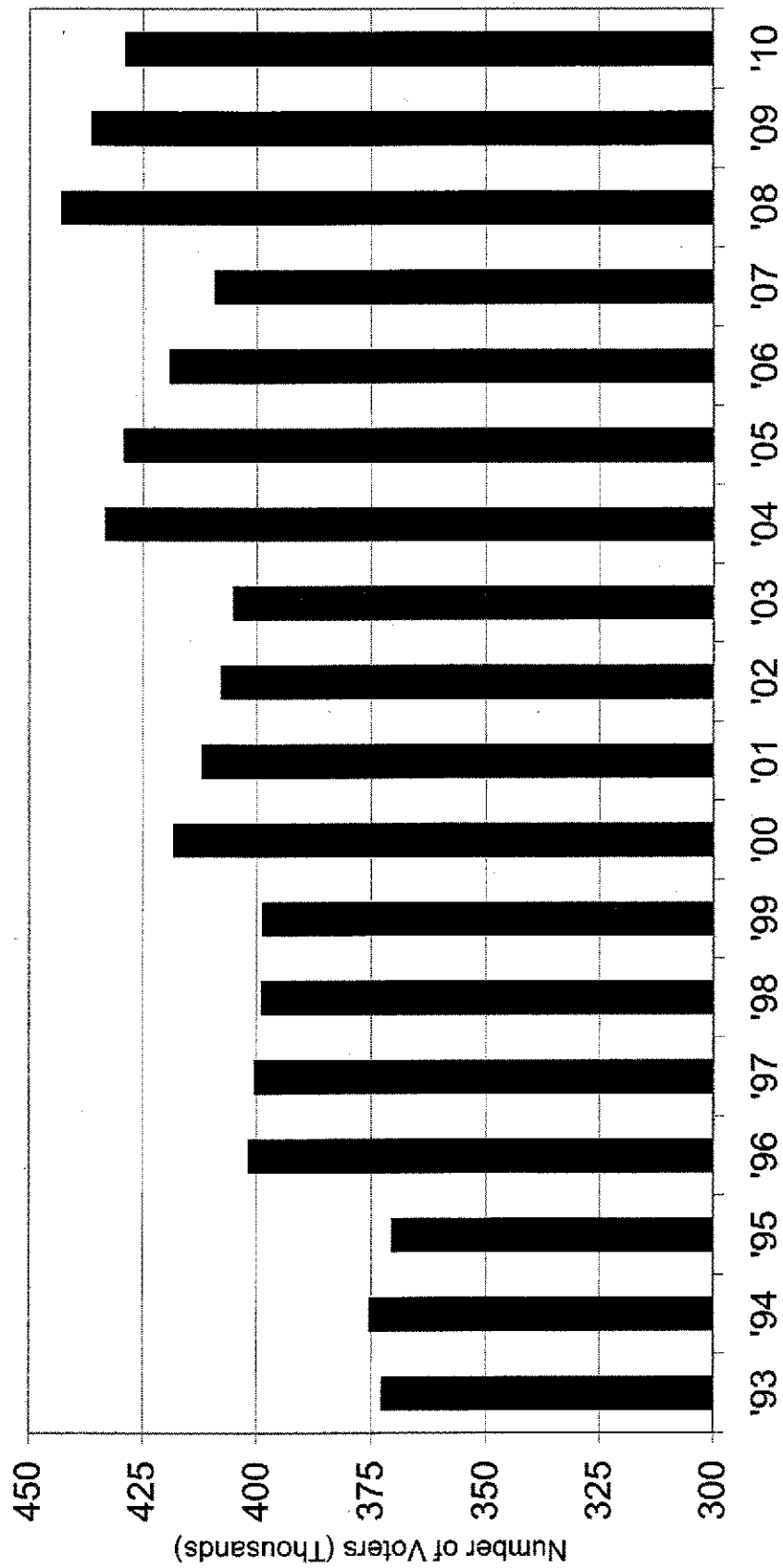
VOTER TURNOUT
2010 GENERAL ELECTION
DETAIL

<u>LEGISLATIVE DISTRICT OR TOWN</u>	<u>ELECTION DISTRICT</u>	<u>VOTERS ELIGIBLE</u>	<u>VOTED</u>	<u>PERCENT TURNOUT</u>
Webster	23	540	340	63.0
	24	1,372	824	60.1
	25	580	280	48.3
	26	682	357	52.3
	27	470	273	58.1
	28	575	358	62.3
	29	411	263	64.0
	30	489	240	49.1
	31	743	430	57.9
	32	687	448	65.2
	33	619	396	64.0
	34	360	210	58.3
	35	411	270	65.7
	36	569	330	58.0
	37	961	593	61.7
	38	857	471	55.0
	39	553	373	67.5
	40	917	555	60.5
	41	751	453	60.3
	42	542	348	64.2
	43	<u>476</u>	<u>286</u>	<u>60.1</u>
Webster		27,879	16,632	59.7
Wheatland	1	576	334	58.0
	2	582	340	58.4
	3	732	419	57.2
	4	582	318	54.6
	5	<u>663</u>	<u>390</u>	<u>58.8</u>
Wheatland		3,135	1,801	57.4
TOWNS		334,669	193,549	57.8
GRAND TOTAL:		<u><u>428,736</u></u>	<u><u>233,802</u></u>	<u><u>54.5</u></u>

PARTY ENROLLMENT BY AGE

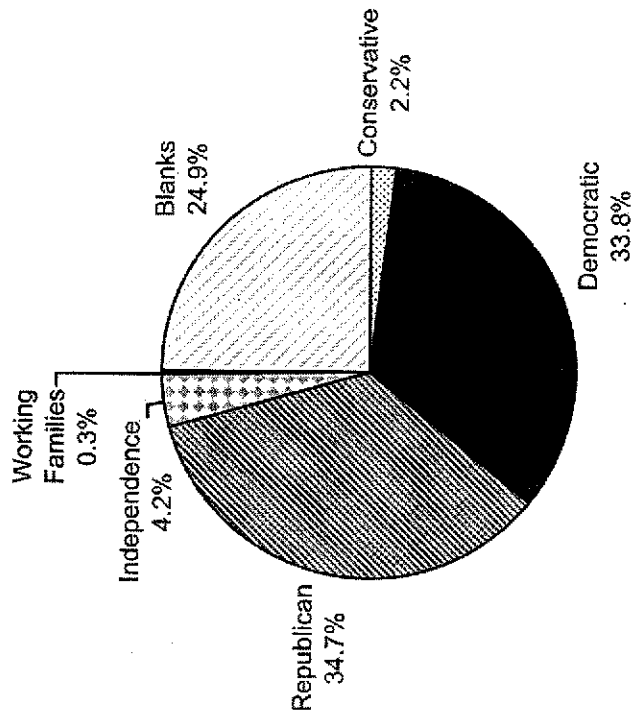


Voter Registration for 1993-2010 General Elections

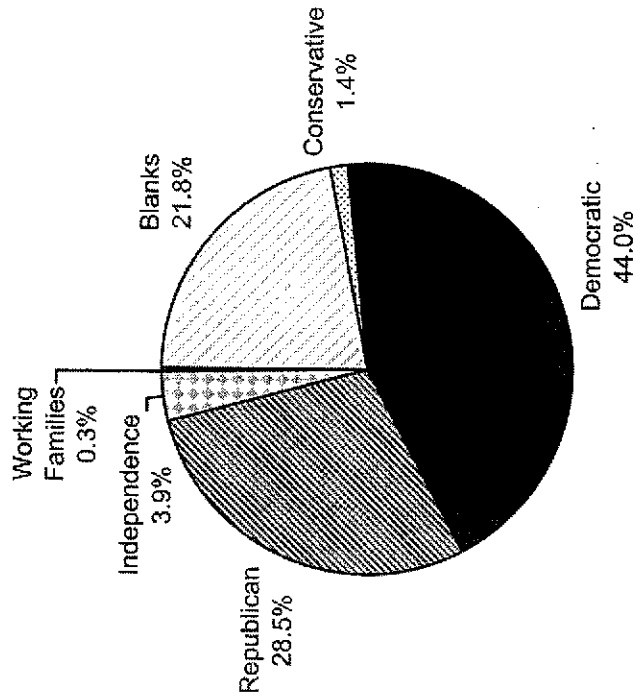


PROFILE OF PARTY ENROLLMENTS

By Gender



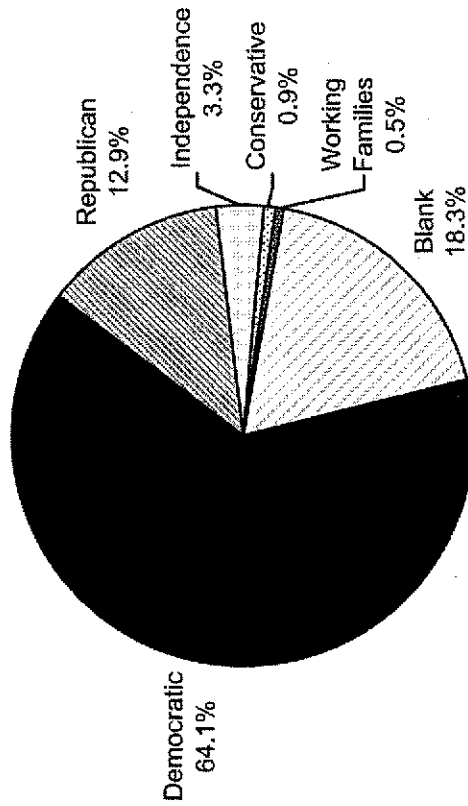
Male



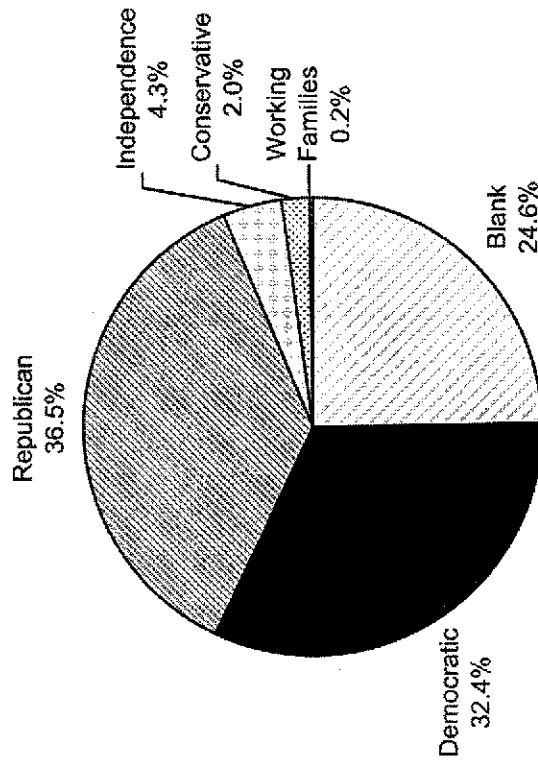
Female

PROFILE OF PARTY ENROLLMENTS

By Location

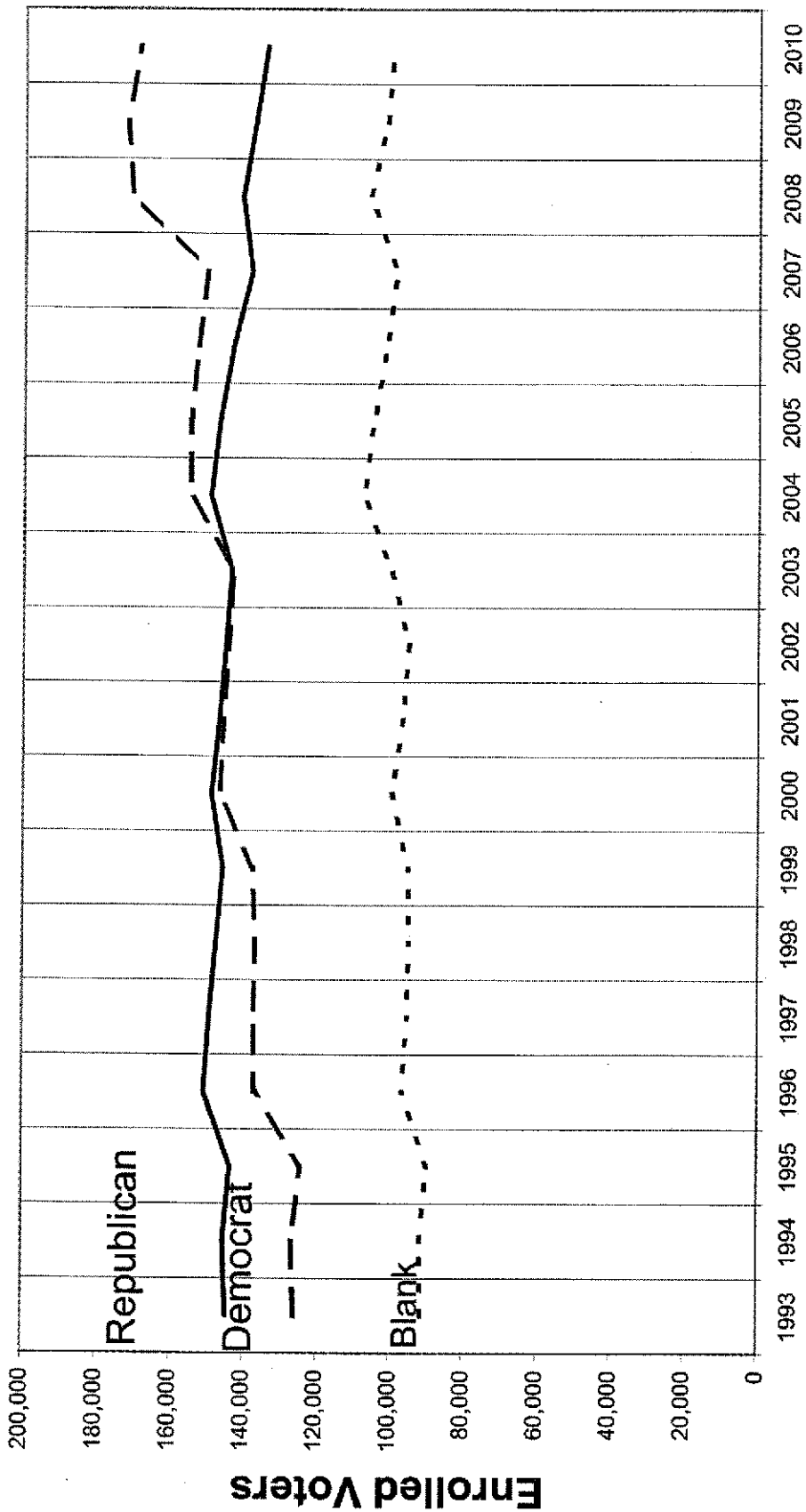


CITY



TOWNS

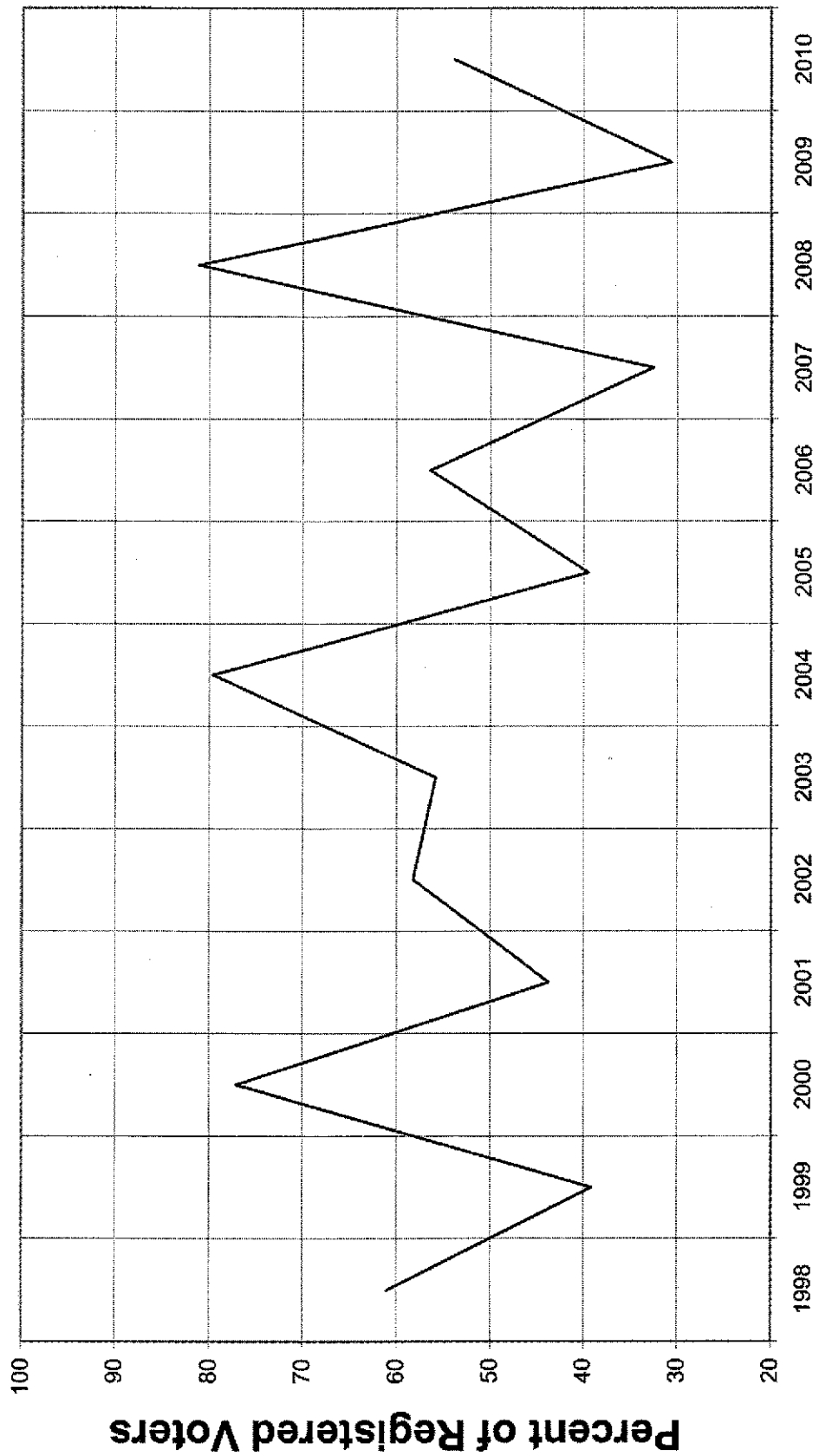
Party Enrollment Trends



Fall Enrollment

Voter Turnout for General Election

1998 Through 2010



VOTER TURNOUT HISTORY

Year	Registered Voters	Number Voting	Turnout
2010	428,736	233,802	54.5%
2009	436,090	133,427	30.6%
2008	442,771	359,083	81.1%
2007	409,701	132,973	32.5%
2006	419,368	236,477	56.4%
2005	428,643	169,183	39.5%
2004	433,210	344,860	79.6%
2003	405,192	226,044	55.8%
2002	407,664	236,691	58.1%
2001	411,870	180,140	43.7%
2000	418,041	322,394	77.1%
1999	398,605	156,007	39.1%
1998	398,749	243,338	61.0%
1997	400,304	175,945	44.0%
1996	401,311	313,531	78.1%
1995	370,380	162,805	44.0%
1994	375,974	260,831	69.4%
1993	372,647	171,732	46.1%
1992	386,447	344,009	89.0%
1991	332,460	236,403	71.1%
1990	339,430	226,634	66.8%
1989	347,479	184,047	53.0%
1988	370,663	314,046	84.7%
1987	329,156	215,370	65.4%
1986	339,971	230,498	67.8%
1985	353,149	154,123	43.6%
1984	380,186	320,191	84.2%
1983	348,622	225,376	64.6%
1982	340,165	256,092	75.3%
1981	329,075	194,989	59.3%
1980	349,265	310,042	88.8%
1979	307,673	219,752	71.4%
1978	316,152	222,064	70.2%
1977	326,078	207,501	63.6%
1976	344,627	306,650	89.0%
1975	311,831	233,826	75.0%
1974	323,060	250,686	77.6%
1973	333,863	237,472	71.1%