



MONROE COUNTY BOARD OF ELECTIONS

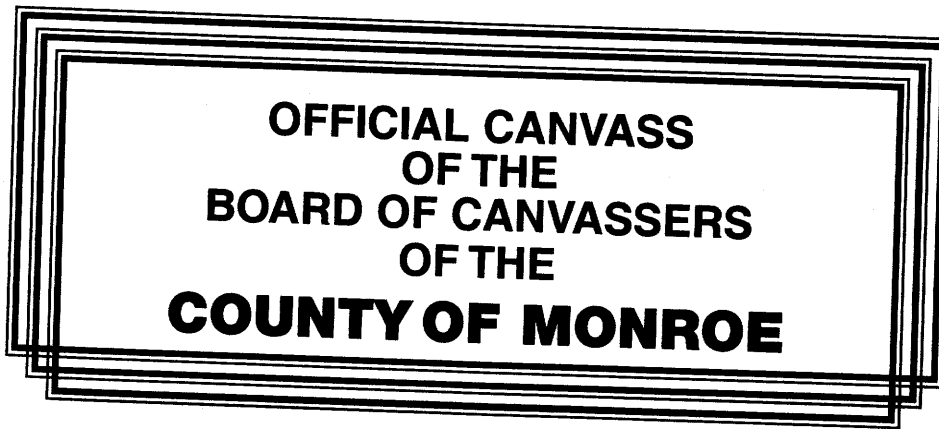
39 WEST MAIN STREET • ROCHESTER, NEW YORK 14614 • (585) 753-1550
TDD# 753-1544

PETER M. QUINN
COMMISSIONER

THOMAS F. FERRARESE
COMMISSIONER

DOUGLAS E. FRENCH
DEPUTY COMMISSIONER

SHEILA M. FLEISCHAUER
DEPUTY COMMISSIONER



IN RELATION TO THE VOTES GIVEN AT THE PRIMARY ELECTION HELD ON THE THIRTEENTH DAY OF
SEPTEMBER AND THE GENERAL ELECTION HELD IN SAID COUNTY ON THE EIGHTH DAY OF NOVEMBER

2005

CONTENTS

Canvass of Brockport Village Election.....
Canvass of September Primary Results
Canvass of General Election Results
Seventh Judicial District Results by County.....
Listing of Party Abbreviations Appearing in Canvass.....
Text of Ballot Proposals Submitted to Voters
Party Enrollment Graph

September 13, 2005 Primary Election Results:

Republican - County Legislator 26th District(2 Year Term).....
Republican - Clarkson Member of Town Council.....
Republican - Hamlin Supervisor.....
Republican - Hamlin Member of Town Council
Republican - Hamlin Superintendent of Highways
Republican – Penfield Member of Town Council(4 Year Term)
Republican - Riga Supervisor
Republican - Riga Member of Town Council.....
Republican - Sweden Member of Town Council.....
Democratic - County Legislator 14th District(4 Year Term)
Democratic - County Legislator 21st District(4 Year Term).....
Democratic - Mayor, City of Rochester.....
Democratic - City Court Judge
Democratic - Member of City Council - At Large.....
Democratic - Commissioner of Schools
Independence - County Legislator 8th District(2 Year Term).....
Independence - County Legislator 28th District(4 Year Term).....
Independence - Riga Supervisor
Independence - Riga Member of Town Council.....
Independence - Webster Supervisor
Independence - Webster Member of Town Council
Conservative - Hamlin Member of Town Council

November 8, 2005 General Election Results:

Justice of the Supreme Court 7th Judicial District.....
County Sheriff.....
County Legislator 1st District(2 Year Term).....
County Legislator 2nd District(4 Year Term).....
County Legislator 3rd District(4 Year Term)
County Legislator 4th District(4 Year Term)
County Legislator 5th District(2 Year Term)
County Legislator 6th District(2 Year Term)
County Legislator 7th District(4 Year Term)

- County Legislator 8th District(2 Year Term)
- County Legislator 9th District(2 Year Term)
- County Legislator 10th District(2 Year Term)
- County Legislator 11th District(2 Year Term)
- County Legislator 12th District(2 Year Term)
- County Legislator 13th District(4 Year Term)
- County Legislator 14th District(4 Year Term)
- County Legislator 15th District(2 Year Term)
- County Legislator 16th District(2 Year Term)
- County Legislator 17th District(2 Year Term)
- County Legislator 18th District(4 Year Term)
- County Legislator 19th District(4 Year Term)
- County Legislator 20th District(4 Year Term)
- County Legislator 21st District(4 Year Term)
- County Legislator 22nd District(2 Year Term)
- County Legislator 23rd District(4 Year Term)
- County Legislator 24th District(4 Year Term)
- County Legislator 25th District(4 Year Term)
- County Legislator 26th District(2 Year Term)
- County Legislator 27th District(2 Year Term)
- County Legislator 28th District(4 Year Term)
- County Legislator 29th District(4 Year Term)
- Mayor, City of Rochester
- City Court Judge
- Member of City Council - At Large
- Commissioner of Schools
- Brighton Town Offices
- Chili Town Offices
- Clarkson Town Offices
- East Rochester Town/Village Offices
- Gates Town Offices
- Greece Town Offices
- Hamlin Town Offices
- Henrietta Town Offices
- Irondequoit Town Offices
- Mendon Town Offices
- Ogden Town Offices
- Parma Town Offices
- Penfield Town Offices
- Perinton Town Offices
- Pittsford Town Offices
- Riga Town Offices
- Rush Town Offices
- Sweden Town Offices
- Webster Town Offices
- Wheatland Town Offices

Fairport Village Offices
State Proposal One, An Amendment – Submission of Budget to Legislature by Governor
State Proposal Two, A Proposition – New York Transportation Bond Act of 2005
Voter Turnout - 2005 General Election
Party Enrollment by Age
Voter Registration 1988 - 2005
Party Enrollment by Gender
Party Enrollment by Location
Party Enrollment Trends
Voter Turnout General Elections 1993 – 2005
Voter Turnout History.....

CANVASS OF BROCKPORT VILLAGE ELECTION RESULTS

We, Peter M. Quinn and Thomas F. Ferrarese, Board of Elections of the County of Monroe, having canvassed the votes cast for all the candidates at the Brockport Village Election held in this state on the 21st day of June, 2005, do hereby certify that the following votes were received:

VILLAGE MAYOR – 4 YEAR TERM

PEOPLE’S CHOICE	Norman J. Knapp	194 Votes
BETTER BROCKPORT	Glenn Emerson.....	174 Votes
FREEDOM	Morton Wexler.....	599 Votes
PROGRESS	Jo Matela.....	279 Votes

VILLAGE TRUSTEE – 4 YEAR TERM

PEOPLE’S CHOICE	Scott W. Hunsinger.....	211 Votes
PEOPLE’S CHOICE	James E. Whipple.....	268 Votes
BETTER BROCKPORT	Laura Emerson.....	271 Votes
NEIGHBORHOODS NOW	David J. Wagenhauser	582 Votes
TRUTH & UNITY	Maria C. Castaneda.....	594 Votes
COMMON SENSE	John Bush.....	240 Votes

CANVASS OF PRIMARY ELECTION RESULTS

We, Peter M. Quinn and Thomas F. Ferrarese, Board of Elections of the County of Monroe, having canvassed the votes cast at the Primary Election held in this state on the 13th day of September, 2005, do hereby certify that the following votes were received:

REPUBLICAN PARTY

COUNTY LEGISLATOR – 26TH DISTRICT(2 YEAR TERM)

Michael P. McManus 79 Votes
Tom Ferraro..... 175 Votes

CLARKSON MEMBER OF TOWN COUNCIL

John S. Lemke 201 Votes
Allan T. Hoy 290 Votes
Duane A. Marshall 257 Votes

HAMLIN TOWN SUPERVISOR

Shirley M. Hollink..... 124 Votes
Dennis K. Roach..... 467 Votes
Patricia A. Macintosh..... 270 Votes

HAMLIN MEMBER OF TOWN COUNCIL

Gerald P. Hutchison 326 Votes
Michael J. Marchetti..... 526 Votes
Paul S. Rath 620 Votes

HAMLIN SUPERINTENDENT OF HIGHWAYS

Thomas R. Ingraham 545 Votes
Scott M. Witte 295 Votes

PENFIELD MEMBER OF TOWN COUNCIL(4 YEAR TERM)

John F. Tubridy 715 Votes
Marcia M. Rocco..... 924 Votes
Liz Andrzejewicz 686 Votes
Debbie Drawe..... 885 Votes

RIGA TOWN SUPERVISOR

Timothy W. Rowe 433 Votes
Pamela A. Moore..... 422 Votes

RIGA MEMBER OF TOWN COUNCIL

Kenneth J. Kuter 462 Votes
Peter C. Neidrauer 412 Votes
Peter M. Brundage..... 395 Votes
James M. Fodge..... 422 Votes

SWEDEN MEMBER OF TOWN COUNCIL

Timothy P. Bates	187 Votes
Robert A. Carges	328 Votes
Danielle L. Windus-Cook	316 Votes

DEMOCRATIC PARTY

COUNTY LEGISLATOR – 14TH DISTRICT(4 YEAR TERM)

Mary Ellen L. Blanchard.....	567 Votes
Nelson P. Lopatin	152 Votes
Travis R. Heider	753 Votes

COUNTY LEGISLATOR – 21ST DISTRICT(4 YEAR TERM)

George H. Moses	904 Votes
Carrie M. Andrews	1,461 Votes

MAYOR – CITY OF ROCHESTER

Wade S. Norwood	8,397 Votes
Tim O. Mains.....	2,186 Votes
Robert J. Duffy	10,616 Votes
Chris Maj	211 Votes

CITY COURT JUDGE

Charles F. Crimi, Jr.	5,522 Votes
Linda T. Lohner-Pilato.....	3,173 Votes
Stephen T. Miller.....	7,856 Votes

MEMBER OF CITY COUNCIL – AT LARGE

Gladys Santiago.....	9,433 Votes
Lovely A. Warren.....	6,669 Votes
William F. Pritchard.....	6,676 Votes
John F. Lightfoot	10,421 Votes
Dana K. Miller.....	8,030 Votes
Mike Loewke.....	5,273 Votes
Pete Buckley.....	4,680 Votes
Saul A. Maneiro	4,232 Votes
Carolee A. Conklin.....	7,449 Votes

COMMISSIONER OF SCHOOLS

Jeffrey K. Henley	6,654 Votes
Thomas F. Brennan	7,108 Votes
Darryl W. Porter	11,125 Votes
Cynthia A. Elliott	10,146 Votes

INDEPENDENCE PARTY

COUNTY LEGISLATOR – 8TH DISTRICT(2 YEAR TERM)

Christopher R. Gorman 32 Votes
Opportunity To Ballot
-Dave Malta 17 Votes

COUNTY LEGISLATOR – 28TH DISTRICT(4 YEAR TERM)

Mary E. Bailey 2 Votes
Carla M. Palumbo..... 19 Votes

RIGA TOWN SUPERVISOR

Pamela A. Moore..... 26 Votes
Opportunity To Ballot
-Timothy Rowe..... 3 Votes

RIGA MEMBER OF TOWN COUNCIL

James M. Fodge..... 26 Votes
Kenneth J. Kuter..... 29 Votes
Opportunity To Ballot
-Peter M. Brundage 3 Votes
Opportunity To Ballot
-Peter C. Neidrauer..... 2 Votes

WEBSTER TOWN SUPERVISOR

William C. Saucke..... 31 Votes
Opportunity To Ballot
-Ron Nesbitt..... 41 Votes

WEBSTER MEMBER OF TOWN COUNCIL

Alexander H. Sienkiewicz..... 32 Votes
Opportunity To Ballot
-Bill Rampe 42 Votes
Opportunity To Ballot
-Ron Nothnagle 40 Votes
Opportunity To Ballot
-Hedwig Williams 11 Votes
Opportunity To Ballot
-Ron Nesbitt..... 1 Vote

CONSERVATIVE PARTY

HAMLIN MEMBER OF TOWN COUNCIL

Paul S. Rath 17 Votes
Gerald P. Hutchison 10 Votes
James E. Krempasky 23 Votes

CANVASS OF GENERAL ELECTION RESULTS

We, Peter M. Quinn and Thomas F. Ferrarese, Board of Elections of the County of Monroe, having canvassed the votes cast at the General Election held in this state on the 8th day of November, 2005, hereby certify that the following candidates received the votes set opposite their names:

State Supreme Court Justice - 7th Judicial District

Republican- Independence-Conservative, Matthew A. Rosenbaum	90,172 Votes
Republican-Independence-Conservative, John M. Owens	79,996 Votes
Democratic-Working Families, Ellen M. Yacknin	62,944 Votes
Democratic, Kirk M. Miller	47,104 Votes
Working Families, Kevin Finnegan	4,243 Votes

County Sheriff

Republican- Independence-Conservative, Patrick M. O'Flynn	118,548 Votes
---	---------------

County Legislator 1st District - 2 Year

Republican- Independence-Conservative, Dick Yolevich	3,685 Votes
--	-------------

County Legislator 2nd District - 4 Year

Republican-Independence-Conservative, Wayne Zyra	3,465 Votes
--	-------------

County Legislator 3rd District - 4 Year

Republican-Independence-Conservative, Mary Valerio	3,694 Votes
Democratic-Working Families, James N. Vandervoort	1,727 Votes

County Legislator 4th District - 4 Year

Republican-Conservative, Steve Tucciarello	3,281 Votes
Democratic-Independence-Working Families, Norma A. Polizzi	2,612 Votes

County Legislator 5th District - 2 Year

Republican-Independence-Conservative, Mark J. Cassetti	3,698 Votes
--	-------------

County Legislator 6th District - 2 Year

Republican-Independence-Conservative, Ray DiRaddo	2,863 Votes
Democratic-Save Jobs, Patricia Amato	1,930 Votes
Working Families-Green, Chris Hilderbrant	868 Votes

County Legislator 7th District - 4 Year

Republican-Independence-Conservative, Doug Dobson	3,638 Votes
---	-------------

County Legislator 8th District - 2 Year

Republican-Conservative, Dave Malta	3,826 Votes
Democratic-Independence-Working Families, Christopher R. Gorman	3,294 Votes

County Legislator 9th District - 2 Year

Republican-Conservative, Tony LaFountain	3,809 Votes
Democratic-Independence-Working Families, Mel Callan	2,600 Votes

County Legislator 10th District - 2 Year

Republican-Conservative, Bill Smith 3,618 Votes
Democratic-Independence-Working Families, Ted Nixon..... 3,014 Votes

County Legislator 11th District - 2 Year

Republican-Conservative, Mike Barker 3,780 Votes
Democratic-Independence, David T. Stockmeister 1,572 Votes

County Legislator 12th District - 2 Year

Republican- Independence-Conservative, Jeff Adair 5,128 Votes

County Legislator 13th District - 4 Year

Republican-Independence-Conservative, Jack Driscoll 3,271 Votes
Democratic, Jon D. Goldsmith..... 1,646 Votes

County Legislator 14th District - 4 Year

Republican-Independence-Conservative, Alex Zapesochny 2,891 Votes
Democratic, Travis R. Heider 3,868 Votes
Working Families, Mary Ellen L. Blanchard 268 Votes

County Legislator 15th District - 2 Year

Republican-Independence-Conservative, Dan Quatro 4,751 Votes

County Legislator 16th District - 2 Year

Republican-Conservative, Lydia V. Dzus 2,716 Votes
Democratic-Independence-Working Families, Stephanie Polowe Aldersley..... 4,913 Votes

County Legislator 17th District - 2 Year

Republican-Conservative, Phil Miglioratti 2,611 Votes
Democratic-Independence-Working Families, Ted O'Brien..... 3,643 Votes

County Legislator 18th District - 4 Year

Republican-Conservative, Ciaran T. Hanna 3,755 Votes
Democratic-Independence-Working Families, Robert E. Antonitis..... 2,483 Votes

County Legislator 19th District - 4 Year

Republican-Independence-Conservative, Jeffery L. McCann..... 3,648 Votes

County Legislator 20th District - 4 Year

Republican-Independence-Conservative, Robert Colby..... 4,244 Votes

County Legislator 21st District - 4 Year

Republican-Conservative, Phil Zuber..... 922 Votes
Democratic-Independence-Working Families, Carrie M. Andrews..... 3,573 Votes

County Legislator 22nd District - 2 Year

Republican, Moises DeJesus..... 366 Votes
Democratic, Glenn J. Gamble..... 1,133 Votes

County Legislator 23rd District - 4 Year

Republican-Conservative, Chris Krutell..... 1,768 Votes
Democratic-Independence-Working Families, Paul E. Haney..... 4,358 Votes

County Legislator 24th District - 4 Year

Republican-Conservative, Jonathan D. Maurer..... 1,680 Votes
Democratic-Independence-Working Families, Harry B. Bronson..... 3,350 Votes

County Legislator 25th District - 4 Year

Republican, John W. Smith..... 358 Votes
Democratic, Calvin Lee..... 1,974 Votes

County Legislator 26th District - 2 Year

Republican, Tom Ferraro..... 1,991 Votes
Democratic-Working Families, Steve Eckel..... 2,278 Votes

County Legislator 27th District - 2 Year

Republican, Suzanne M. Dwyer..... 621 Votes
Democratic, Willie J. Lightfoot..... 3,402 Votes

County Legislator 28th District - 4 Year

Republican, Pedro J. Estevez..... 528 Votes
Democratic-Independence-Working Families, Carla M. Palumbo..... 1,820 Votes

County Legislator 29th District - 4 Year

Republican-Conservative, Joe Cataldo..... 675 Votes
Democratic-Independence-Working Families, Jose A. Cruz..... 2,029 Votes

Mayor, City of Rochester

Republican, John R. Parrinello..... 6,314 Votes
Democratic-Independence, Robert J. Duffy..... 27,396 Votes
Working Families, Tim O. Mains..... 3,903 Votes
Red White and Blue, Chris Maj..... 439 Votes

City Court Judge

Republican-Independence-Conservative, Linda T. Lohner-Pilato..... 10,064 Votes
Democratic-Working Families, Stephen T. Miller..... 21,269 Votes

Member of City Council - At Large

Republican, Michael G. Roberts	6,882 Votes
Republican, Nicholas J. Manuele	6,265 Votes
Republican, Christopher A. Parris	7,666 Votes
Republican, Priscilla Cromer	7,031 Votes
Republican, Paul A. Dreas	5,956 Votes
Democratic, Gladys Santiago	19,943 Votes
Democratic-Independence, William F. Pritchard	20,340 Votes
Democratic, John F. Lightfoot	20,186 Votes
Democratic, Dana K. Miller	18,881 Votes
Democratic, Carolee A. Conklin	19,532 Votes
Independence, Mike Loewke	2,693 Votes
Independence, Pete Buckley	2,167 Votes
Independence-Working Families, Saul A. Maneiro	3,306 Votes
Red White and Blue, Harry L. Davis	572 Votes
Red White and Blue, Christopher Edes	471 Votes
Red White and Blue, Max B. Kessler	432 Votes
World Citizens, Yusuf Sharif	859 Votes

Commissioner of Schools

Republican, William A. Stark	7,451 Votes
Republican, Adam W. Junod	6,022 Votes
Republican, Ivonne Martinez	7,595 Votes
Democratic, Thomas F. Brennan	18,000 Votes
Democratic, Darryl W. Porter	21,143 Votes
Democratic, Cynthia A. Elliott	20,402 Votes
Working Families, Glenny A. Williams	2,101 Votes

Brighton Supervisor

Republican-Conservative, Wes McAllister	2,846 Votes
Democratic-Working Families, Sandra L. Frankel	7,225 Votes

Brighton Town Clerk

Republican-Conservative, Barbara E. Vollmar	2,914 Votes
Democratic, Susan Kramarsky	6,865 Votes

Brighton Town Justice

Republican-Conservative, Gary LaRusso	3,050 Votes
Democratic-Independence-Working Families, Richard A. Dollinger	6,980 Votes

Brighton Member of Town Council

Republican-Conservative, Bob Burke	3,417 Votes
Republican-Conservative, Dino Kotridis	3,088 Votes
Democratic, James R. Vogel	6,663 Votes
Democratic, Louise Novros	6,123 Votes

Chili Supervisor

Republican-Independence-Conservative, Tracy L. Logel 4,690 Votes

Chili Town Clerk

Republican-Independence-Conservative, Richard J. Brongo 4,914 Votes

Chili Town Justice

Republican-Conservative, Melvin L. Olver 4,426 Votes

Chili Member of Town Council

Republican-Conservative, Mary C. Sperr 3,757 Votes

Republican-Conservative, Dennis B. Schulmerich 3,685 Votes

Democratic-Independence-Working Families, Stephen J. Ginovsky, Jr. 2,335 Votes

Democratic-Independence-Working Families, Dennis F. Cozan 2,321 Votes

Clarkson Supervisor

Republican-Independence, Paul M. Kimball 1,025 Votes

Democratic-Working Families/Save Jobs, Kirk H. Golden, Jr. 429 Votes

Clarkson Town Justice

Republican, Allyn S. Hammel 938 Votes

Democratic-Green/Save Jobs, Samantha E. Golden 399 Votes

Clarkson Member of Town Council

Republican-Independence, Allan T. Hoy 780 Votes

Republican-Independence-Conservative, Duane A. Marshall 944 Votes

Democratic, Sheldon A. Meyers 414 Votes

Democratic, Michelle Spagnola 354 Votes

Conservative, John S. Lemke 334 Votes

Clarkson Superintendent of Highways

Republican, David J. Goodwin 1,113 Votes

East Rochester Village Trustee-4 Year

Republican-Conservative, Michael J. Flanigan 851 Votes

Republican-Conservative, John J. Alfieri 940 Votes

Democratic-East Rochester First, Deborah E. Dinatale 653 Votes

Democratic-East Rochester First, J. Michael Ryan 631 Votes

East Rochester Village Trustee-2 Year

Republican-Conservative, Mark A. Florack 946 Votes

Democratic-Independence/East Rochester First, Michael A. Careri 605 Votes

Gates Supervisor

Republican-Conservative, Ralph J. Esposito 3,775 Votes

Democratic-Independence-Working Families, Susan I. Swanton 3,155 Votes

Gates Town Justice

Republican-Conservative, Peter P. Pupatelli 4,368 Votes

Gates Member of Town Council

Republican-Conservative, Frank Allkofer	3,500 Votes
Republican-Conservative, Elaine P. Tette	3,762 Votes
Democratic-Independence, Frieda M. Caldarelli.....	2,898 Votes
Democratic-Independence, Mark A. McIntee	2,732 Votes

Greece Supervisor

Republican-Independence-Conservative, John T. Auberger	15,251 Votes
--	--------------

Greece Town Justice

Republican-Independence-Conservative, Vincent B. Campbell	14,131 Votes
Republican-Independence-Conservative, Gino M. Nitti	13,252 Votes

Greece Member of Town Council - 1st Ward

Republican-Conservative, Mike Barry	3,321 Votes
Independence, Walter J. Schiemann	555 Votes

Greece Member of Town Council - 2nd Ward

Republican-Independence-Conservative, Bob Bilsky	3,266 Votes
--	-------------

Greece Member of Town Council - 3rd Ward

Republican-Conservative, Jerry Helfer.....	2,830 Votes
Democratic-Independence-Working Families/Save Jobs, Giuseppina Jo Meleca	1,793 Votes

Greece Member of Town Council - 4th Ward

Republican-Independence-Conservative, Rick Antelli.....	3,533 Votes
---	-------------

Greece Receiver of Taxes

Republican-Independence-Conservative, Kathleen A. Taylor	13,313 Votes
Democratic, Laurie E. Shea	4,098 Votes

Hamlin Supervisor

Republican, Dennis K. Roach.....	1,505 Votes
Conservative, Patricia A. Macintosh	327 Votes

Hamlin Town Justice

Republican-Conservative, Richard W. Moffett	1,314 Votes
Democratic, Peter Tonery	550 Votes

Hamlin Member of Town Council

Republican, Michael J. Marchetti.....	1,314 Votes
Republican-Conservative, Paul S. Rath	1,422 Votes
Democratic, Richard D. Marsden	490 Votes
Democratic, Tommy E. Jensen	438 Votes
Conservative, James E. Krempasky.....	203 Votes

Hamlin Superintendent of Highways

Republican-Conservative, Thomas R. Ingraham.....	1,674 Votes
--	-------------

Henrietta Supervisor

Republican-Independence-Conservative, James R. Breese4,617 Votes

Henrietta Member of Town Council

Republican-Independence-Conservative, Michael B. Yudelson 4,175 Votes

Republican-Independence-Conservative, Janet B. Zinck 4,641 Votes

Democratic, Shawn E. Trapp 1,997 Votes

Irondequoit Supervisor

Republican-Conservative, David W. Schantz..... 7,189 Votes

Democratic-Independence-Working Families, Mary Ellen Heyman 7,853 Votes

Irondequoit Town Justice

Republican-Independence-Conservative, John L. DeMarco 8,854 Votes

Democratic-Conservative, Joseph T. Genier 9,746 Votes

Irondequoit Member of Town Council

Republican-Conservative, Rudy P. Cali 5,800 Votes

Republican-Conservative, Graceann V. Frederico 6,048 Votes

Democratic-Independence-Working Families, Gail S. Bello 8,199 Votes

Democratic Working Families, Debbie Evans..... 7,852 Votes

Mendon Supervisor

Republican-Conservative, Lawrence A. Pierce 1,525 Votes

Democratic-Independence, Morris W. Bickweat 1,761 Votes

Mendon Town Clerk

Republican-Conservative, James P. Merzke..... 2,236 Votes

Mendon Town Justice

Republican-Conservative, Alan L. Ross..... 1,799 Votes

Democratic-Independence, Lawrence A. Kasperek 1,340 Votes

Mendon Member of Town Council

Republican-Conservative, John E. Rooney 1,620 Votes

Republican, Roy A. Cluff 1,612 Votes

Democratic-Mendon's Future, Gregory J. Soehner..... 1,335 Votes

Democratic-Independence, Brian M. Mulligan 1,505 Votes

Mendon Superintendent of Highways

Republican-Conservative, William E. Smith..... 2,303 Votes

Ogden Supervisor

Republican-Conservative, Gay H. Lenhard 2,753 Votes

Democratic-Independence/Save Jobs, Garry L. Cranker..... 1,524 Votes

Ogden Town Justice

Republican-Conservative, David A. Murante..... 3,029 Votes

Ogden Member of Town Council

Republican-Conservative, Thomas J. Cole.....	2,705 Votes
Republican-Conservative, Thomas J. Uschold.....	2,509 Votes
Democratic-Independence/Save Jobs, Mark A. Seefried.....	1,315 Votes
Democratic-Independence/Save Jobs, Marie L. Centola.....	1,485 Votes

Ogden Superintendent of Highways

Republican-Conservative, David H. Widger.....	2,765 Votes
Democratic-Independence/Save Jobs, Gregory P. Catlin.....	1,364 Votes

Parma Supervisor

Republican-Conservative, Richard A. Lemcke.....	2,228 Votes
---	-------------

Parma Town Clerk

Republican-Conservative, Carol A. Kluth.....	2,404 Votes
--	-------------

Parma Town Justice

Republican-Conservative, James E. Maley, Jr.	2,182 Votes
---	-------------

Parma Member of Town Council

Republican-Conservative, Carmey R. Carmestro.....	2,205 Votes
Republican, Kenneth R. Blackburn.....	2,011 Votes

Parma Superintendent of Highways

Republican, Brian F. Speer.....	2,102 Votes
---------------------------------	-------------

Penfield Supervisor

Republican-Independence-Conservative, George C. Wiedemer.....	7,113 Votes
---	-------------

Penfield Town Clerk

Republican-Conservative, Cassie Williams.....	6,499 Votes
---	-------------

Penfield Town Justice

Republican-Conservative, Sidney T. Farber.....	6,327 Votes
--	-------------

Penfield Member of Town Council – 4 Year

Republican-Conservative, Marcia M. Rocco.....	4,698 Votes
Republican-Conservative, Debbie Drawe.....	4,817 Votes
Democratic-Independence, David C. Meng.....	4,206 Votes
Democratic-Independence, Richard A. Beebe.....	3,530 Votes

Penfield Member of Town Council – 2 Year

Republican-Conservative, Jim Mulley.....	6,036 Votes
--	-------------

Perinton Supervisor

Republican-Conservative, James E. Smith.....	9,006 Votes
--	-------------

Perinton Town Clerk

Republican-Conservative, Susan C. Roberts	7,916 Votes
Democratic-Independence, Nora E. Tuthill-Glueck	2,961 Votes

Perinton Town Justice

Republican-Conservative, Michael H. Arnold	8,589 Votes
--	-------------

Perinton Member of Town Council

Republican-Conservative, David C. Glossner	7,216 Votes
Republican-Conservative, Patricia S. Knapp	7,772 Votes
Democratic-Independence, Donna M. Dettman	3,436 Votes
Democratic-Independence-Working Families, J. Roberto Burgos	3,122 Votes

Pittsford Supervisor

Republican-Conservative, William A. Carpenter	5,077 Votes
Democratic-Independence-Working Families, Eugene F. Saltzberg	2,504 Votes

Pittsford Town Justice

Republican-Conservative, F. Robert Michel	5,258 Votes
---	-------------

Pittsford Member of Town Council

Republican-Conservative, Sandra F. Zutes	4,524 Votes
Republican-Conservative, John E. Bernacki, Jr.	4,275 Votes
Democratic, Lee F. Fox	2,726 Votes
Democratic-Working Families, Neil J. Doran	2,834 Votes

Riga Supervisor

Republican-Conservative, Timothy W. Rowe	992 Votes
Independence/Key-Working Families, Pamela A. Moore	1,159 Votes

Riga Town Clerk

Republican-Independence-Conservative, Kimberly A. Pape	1,594 Votes
--	-------------

Riga Town Justice

Republican-Conservative, Joseph J. Steinwachs	1,285 Votes
---	-------------

Riga Member of Town Council

Republican-Independence/Key-Working Families, Kenneth J. Kuter	1,454 Votes
Republican-Independence/Key-Working Families, James M. Fodge	1,397 Votes
Conservative, Peter C. Neidrauer	623 Votes
Conservative, Peter M. Brundage	662 Votes

Riga Superintendent of Highways

Republican-Conservative, Thomas P. Klafehn	1,370 Votes
--	-------------

Rush Supervisor

Republican, William R. Udicious	796 Votes
---------------------------------------	-----------

Rush Member of Town Council

Republican, Gerard A. Tallo	623 Votes
Republican, Donald F. Knab, Jr.	663 Votes
Democratic-Improving Balance, Lisa A. Sluberski	719 Votes

Sweden Supervisor

Republican-Conservative, Nat O. Lester, III	1,628 Votes
---	-------------

Sweden Town Clerk

Republican-Conservative, Karen M. Sweeting	1,673 Votes
--	-------------

Sweden Town Justice

Republican-Conservative, William J. Cody	1,359 Votes
Democratic-Save Jobs, James B. Coates	825 Votes

Sweden Member of Town Council

Republican-Conservative, Robert A. Carges	1,388 Votes
Republican-Conservative, Danielle L. Windus-Cook	1,545 Votes
Democratic-Save Jobs, George F. Lloyd	868 Votes

Sweden Receiver of Taxes

Republican-Conservative, Kathleen S. Roberts	1,661 Votes
--	-------------

Webster Supervisor

Republican-Independence, Ronald W. Nesbitt	5,895 Votes
Democratic-Conservative, William C. Saucke	4,496 Votes

Webster Town Justice

Republican-Conservative, Thomas J. DiSalvo	7,427 Votes
--	-------------

Webster Member of Town Council

Republican-Independence, Ronald J. Nothnagle	5,538 Votes
Republican-Independence, Bill Rampe.	5,691 Votes
Democratic-Conservative, Alexander H. Sienkiewicz	4,834 Votes
Democratic, Hedwig M. Williams	3,903 Votes

Wheatland Supervisor

Republican-Independence-Conservative, Linda M. Dobson	786 Votes
---	-----------

Wheatland Town Justice

Republican-Conservative, Timothy Hallock	785 Votes
--	-----------

Wheatland Member of Town Council

Republican-Conservative, Henry W. Williams, Jr.	719 Votes
Republican-Independence-Conservative, Edward Shero	738 Votes

Wheatland Superintendent of Highways

Republican-Conservative, Howard C. Hazelton	754 Votes
---	-----------

Fairport Village Trustee-1 Year

Republican-Fairport Village, Kenneth G. Rohr..... 856 Votes
Democratic-Independence, Daniel J. Sullivan..... 531 Votes

Statewide Proposal Number One, an Amendment – Submission of Budget To Legislature By Governor

Yes 31,503 Votes
No..... 82,644 Votes

Proposal Number Two, A Proposition – New York Transportation Bond Act of 2005

Yes 59,845 Votes
No..... 57,008 Votes

SEVENTH JUDICIAL DISTRICT
RESULTS OF NOVEMBER 8, 2005 GENERAL ELECTION BY COUNTY

Matthew A. Rosenbaum

<u>County</u>	<u>Republican</u>	<u>Independence</u>	<u>Conservative</u>
Cayuga	7,419	559	939
Livingston	8,814	461	554
Monroe	73,932	6,934	9,306
Ontario	12,075	743	997
Seneca	3,766	246	275
Steuben	10,036	532	581
Wayne	9,844	576	1,160
Yates	2,481	119	160
	-----	-----	-----
Totals	128,367	10,170	13,972

John M. Owens

<u>County</u>	<u>Republican</u>	<u>Independence</u>	<u>Conservative</u>
Cayuga	7,236	766	889
Livingston	8,010	440	536
Monroe	64,736	5,988	9,272
Ontario	10,476	711	964
Seneca	3,415	238	268
Steuben	9,308	579	598
Wayne	9,117	593	1,124
Yates	2,248	143	157
	-----	-----	-----
Totals	114,546	9,458	13,808

Ellen M. Yacknin

<u>County</u>	<u>Democratic</u>	<u>Working Families</u>
Cayuga	5,275	597
Livingston	3,462	370
Monroe	58,475	4,469
Ontario	6,962	613
Seneca	2,289	219
Steuben	4,119	491
Wayne	4,313	546
Yates	1,232	136
	-----	-----
Totals	86,127	7,441

Kirk M. Miller

<u>County</u>	<u>Democratic</u>
Cayuga	4,597
Livingston	2,485
Monroe	47,104
Ontario	5,174
Seneca	1,940
Steuben	3,601
Wayne	3,463
Yates	976

Totals	69,340

Kevin Finnegan

<u>County</u>	<u>Working Families</u>
Cayuga	694
Livingston	457
Monroe	4,243
Ontario	558
Seneca	252
Steuben	634
Wayne	549
Yates	158

Totals	7,545

PARTY ABBREVIATIONS APPEARING IN CANVASS

CON	Conservative
DEM	Democratic
ERF	East Rochester First
FV	Fairport Village
GRE	Green
IBP	Improving Balance
IND	Independence
KEY	Key
MFP	Mendon’s Future
REP	Republican
RWB	Red White and Blue
SJ	Save Jobs
WC	World Citizens
WOR	Working Families

TEXT OF PROPOSALS SUBMITTED TO THE VOTERS

November 8, 2005

**PROPOSAL NUMBER ONE, AN AMENDMENT
SUBMISSION OF BUDGET TO LEGISLATURE BY GOVERNOR**

Amendment to Articles IV and VII of the Constitution,
in relation to the submission of the budget
to the Legislature by the Governor.

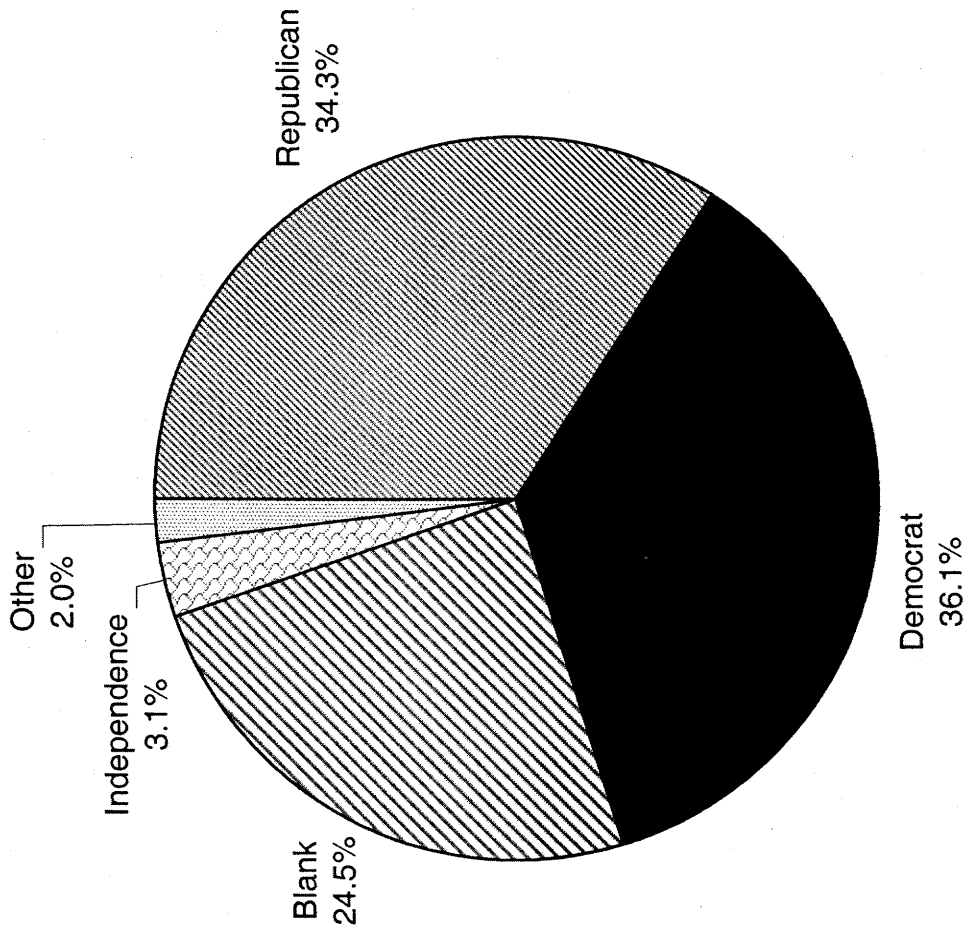
The proposed amendment to Articles IV and VII of the Constitution would change the process for enactment of the state budget by (a) providing for a contingency budget if the Legislature does not act on the Governor’s appropriation bills before the start of the fiscal year; (b) placing limits on the amount of spending during such contingency period; (c) once such contingency period begins, eliminating the requirement that the Legislature act on the Governor’s proposed appropriation bills, and instead authorizing the Legislature to end the contingency period by adopting a multiple appropriation bill making changes to the contingency budget, subject to line item veto by the Governor; and (d) authorizing the Legislature, subject to veto by the Governor, to modify the spending limits for future contingency budgets, except that such changes cannot take effect until three years after enactment. The proposed amendment also sets forth certain requirements for the operation of a fiscal stabilization reserve fund, from which money could be disbursed in a subsequent year. It would require estimates and information provided by state departments to the Governor for use in preparing the budget to be available to the public. It would provide a date certain by which the Governor must submit a budget and appropriation bills to the Legislature. It would reduce the time the Governor has to make changes to the budget and appropriation bills submitted to the Legislature without the Legislature’s consent from thirty days to twenty-one days. Shall the proposed amendment be approved?

**PROPOSAL NUMBER TWO, A PROPOSITION
NEW YORK TRANSPORTATION BOND ACT OF 2005**

To promote and assure the preservation, renewal and improvement of the state's roads and bridges; subways, trains and buses; waterways and airports; and other vital transportation systems, facilities and equipment for the benefit of the people of the state, shall section one of part I of chapter 60 of the laws of two thousand five, enacting and constituting the "REBUILD AND RENEW NEW YORK TRANSPORTATION BOND ACT OF 2005" authorizing the creation of a state debt in the amount of two billion nine hundred million dollars (\$2,900,000,000) for the construction, improvement, reconditioning and preservation of transportation systems and facilities, including the acquisition of equipment, be approved?

PROFILE OF PARTY ENROLLMENT

County of Monroe



COUNTY LEGISLATOR
26TH DISTRICT
2 YEAR TERM
REPUBLICAN PRIMARY

LEGISLATIVE DISTRICT OR TOWN	ELECTION DISTRICT	TOTAL VOTERS	MICHAEL P. MCMANUS 1A	TOM FERRARO 2A	SCATTER
Leg. Dist. 26	1	96	7	2	0
	2	31	0	1	0
	3/4	125	5	15	0
	5/11	137	5	14	0
	7/8	170	7	10	0
	9/14	216	3	31	0
	10/15	200	11	11	1
	12/13	162	4	6	0
	16	111	8	8	0
	17	0	0	0	0
Leg. Dist. 26		1,248	50	98	1
CITY		1,248	50	98	1
Gates	9/33	34	14	20	0
	13/17/29	13	6	6	0
	16	5	1	4	0
Gates		52	21	30	0
Greece	93	7	1	6	0
Greece		7	1	6	0
Irondequoit	6	30	7	23	0
	31/64/70	18	0	18	0
Irondequoit		48	7	41	0
TOWNS		107	29	77	0
GRAND TOTAL:		1,355	79	175	1

TOWN OF CLARKSON
MEMBER OF TOWN COUNCIL
REPUBLICAN PRIMARY
(VOTE FOR 2)

<u>LEGISLATIVE DISTRICT OR TOWN</u>	<u>ELECTION DISTRICT</u>	<u>TOTAL VOTERS</u>	<u>JOHN S. LEMKE 1A</u>	<u>ALLAN T. HOY 2A</u>	<u>DUANE A. MARSHALL 3A</u>	<u>SCATTER</u>
Clarkson	1	122	21	44	29	0
	2/5	248	60	78	79	0
	3	202	41	75	54	0
	4	200	52	62	60	0
	6	102	27	31	35	0
GRAND TOTAL:		<u>874</u>	<u>201</u>	<u>290</u>	<u>257</u>	<u>0</u>

TOWN OF HAMLIN
SUPERVISOR
REPUBLICAN PRIMARY

LEGISLATIVE DISTRICT OR TOWN	ELECTION DISTRICT	TOTAL VOTERS	SHIRLEY M. HOLLINK <u>1A</u>	DENNIS K. ROACH <u>2A</u>	PATRICIA A. MACINTOSH <u>3A</u>	<u>SCATTER</u>
Hamlin						
	1/6	106	14	48	33	0
	2/5	229	25	131	65	0
	3/7/11	180	28	92	49	0
	4	96	19	42	29	0
	8	71	10	31	27	0
	9	84	16	45	20	0
	10	146	12	78	47	0
GRAND TOTAL:		<u>912</u>	<u>124</u>	<u>467</u>	<u>270</u>	<u>0</u>

TOWN OF HAMLIN
MEMBER OF TOWN COUNCIL
REPUBLICAN PRIMARY
(VOTE FOR 2)

LEGISLATIVE DISTRICT OR TOWN	ELECTION DISTRICT	TOTAL VOTERS	GERALD P. HUTCHISON 4A	MICHAEL J. MARCHETTI 5A	PAUL S. RATH 6A	SCATTER
Hamlin	1/6	212	37	62	65	0
	2/5	458	77	155	161	0
	3/7/11	360	67	95	118	0
	4	192	33	50	60	3
	8	142	27	34	49	0
	9	168	33	50	58	0
	10	292	52	80	109	1
GRAND TOTAL:		<u>1,824</u>	<u>326</u>	<u>526</u>	<u>620</u>	<u>4</u>

TOWN OF HAMLIN
SUPERINTENDENT OF HIGHWAYS
REPUBLICAN PRIMARY

<u>LEGISLATIVE DISTRICT OR TOWN</u>	<u>ELECTION DISTRICT</u>	<u>TOTAL VOTERS</u>	<u>THOMAS R. INGRAHAM 7A</u>	<u>SCOTT M. WITTE 8A</u>	<u>SCATTER</u>
Hamlin	1/6	106	54	39	0
	2/5	229	136	80	0
	3/7/11	180	117	44	0
	4	96	63	25	0
	8	71	44	21	0
	9	84	46	33	0
	10	146	85	53	0
GRAND TOTAL:		<u>912</u>	<u>545</u>	<u>295</u>	<u>0</u>

TOWN OF PENFIELD
MEMBER OF TOWN COUNCIL
4 YEAR TERM
REPUBLICAN PRIMARY
(VOTE FOR 2)

LEGISLATIVE DISTRICT OR TOWN	ELECTION DISTRICT	TOTAL VOTERS	JOHN F. TUBRIDY	MARCIA M. ROCCO	LIZ ANDRZEJEWICZ	DEBBIE DRAWE	SCATTER
			1A	2A	3A	4A	
Penfield							
	1/21	162	28	48	15	59	0
	2	130	30	29	25	36	0
	3	80	22	10	26	13	0
	4/14	104	20	32	19	25	0
	5/17	154	28	38	36	41	0
	6/34/38/40	202	42	48	50	49	0
	7/28	222	46	59	41	69	1
	8	94	21	24	25	19	0
	9	116	24	30	23	36	0
	10	80	23	18	12	24	0
	11/16	182	58	38	43	35	0
	12/20/33	306	51	106	47	88	0
	13	102	10	39	17	31	0
	15/19	232	47	59	50	60	0
	18/23/36	262	51	62	62	65	0
	22	48	12	16	7	12	0
	24	114	26	26	27	30	0
	25	66	5	25	16	18	0
	26	52	12	15	8	13	0
	27	116	33	26	23	27	0
	29	82	15	28	16	17	0
	30	92	27	15	28	16	0
	31/35	98	31	22	23	21	0
	32	90	17	32	13	26	0
	37/41	128	18	51	18	34	0
	39	50	11	13	13	11	0
	42	36	7	15	3	10	0
GRAND TOTAL:		<u>3,400</u>	<u>715</u>	<u>924</u>	<u>686</u>	<u>885</u>	<u>1</u>

TOWN OF RIGA
SUPERVISOR
REPUBLICAN PRIMARY

<u>LEGISLATIVE DISTRICT OR TOWN</u>	<u>ELECTION DISTRICT</u>	<u>TOTAL VOTERS</u>	TIMOTHY W. ROWE <u>1A</u>	PAMELA A. MOORE <u>2A</u>	<u>SCATTER</u>
Riga					
	1/2/3/6	624	291	287	0
	4/5	287	142	135	0
GRAND TOTAL:		<u>911</u>	<u>433</u>	<u>422</u>	<u>0</u>

TOWN OF RIGA
 MEMBER OF TOWN COUNCIL
 REPUBLICAN PRIMARY
 (VOTE FOR 2)

<u>LEGISLATIVE DISTRICT OR TOWN</u>	<u>ELECTION DISTRICT</u>	<u>TOTAL VOTERS</u>	KENNETH J. KUTER <u>3A</u>	PETER C. NEIDRAUER <u>4A</u>	PETER M. BRUNDAGE <u>5A</u>	JAMES M. FODGE <u>6A</u>	<u>SCATTER</u>
Riga	1/2/3/6	1,248	313	275	268	291	0
	4/5	574	149	137	127	131	0
GRAND TOTAL:		<u>1,822</u>	<u>462</u>	<u>412</u>	<u>395</u>	<u>422</u>	<u>0</u>

TOWN OF SWEDEN
MEMBER OF TOWN COUNCIL
REPUBLICAN PRIMARY
(VOTE FOR 2)

<u>LEGISLATIVE DISTRICT OR TOWN</u>	<u>ELECTION DISTRICT</u>	<u>TOTAL VOTERS</u>	<u>TIMOTHY P. BATES 1A</u>	<u>ROBERT A. CARGES 2A</u>	<u>DANIELLE L. WINDUS-COOK 3A</u>	<u>SCATTER</u>
Sweden	1	72	16	26	20	0
	2/3/4/11	298	42	108	117	0
	5	48	4	23	20	0
	6/9	126	34	39	31	0
	7	126	12	57	51	0
	8/10/12	284	79	75	77	0
GRAND TOTAL:		<u>954</u>	<u>187</u>	<u>328</u>	<u>316</u>	<u>0</u>

COUNTY LEGISLATOR
14TH DISTRICT
4 YEAR TERM
DEMOCRATIC PRIMARY

LEGISLATIVE DISTRICT OR TOWN	ELECTION DISTRICT	TOTAL VOTERS	MARY ELLEN L. BLANCHARD	NELSON P. LOPATIN	TRAVIS R. HEIDER	SCATTER
			1B	2B	3B	
Brighton	1/13/23/31	204	53	17	134	0
	4/5/27	167	64	7	96	0
	6	66	24	5	37	0
	10/21	98	36	8	54	0
	12/39	102	31	11	60	0
	15	34	13	2	19	0
	17	32	12	6	14	0
	19/28	101	35	11	55	0
	22/32/33	149	52	19	77	0
	30	113	54	12	42	0
	36/45	37	26	4	7	0
	37/42	65	27	12	26	0
	38	73	36	5	32	0
	40/46	76	33	9	34	0
	41/43	117	44	22	51	0
Brighton		<u>1,434</u>	<u>540</u>	<u>150</u>	<u>738</u>	<u>0</u>
Henrietta	4/5	44	27	2	15	0
Henrietta		<u>44</u>	<u>27</u>	<u>2</u>	<u>15</u>	<u>0</u>
GRAND TOTAL:		<u><u>1,478</u></u>	<u><u>567</u></u>	<u><u>152</u></u>	<u><u>753</u></u>	<u><u>0</u></u>

COUNTY LEGISLATOR
21ST DISTRICT
4 YEAR TERM
DEMOCRATIC PRIMARY

LEGISLATIVE DISTRICT OR TOWN	ELECTION DISTRICT	TOTAL VOTERS	GEORGE H. MOSES 1B	CARRIE M. ANDREWS 2B	SCATTER
Leg. Dist. 21					
	1/24	242	48	167	0
	2/10	214	21	146	0
	3/4/15	305	82	153	0
	5/16/23/32	259	82	129	0
	6	104	8	67	0
	7	150	33	91	0
	8/17/28	178	74	66	0
	9	67	7	55	0
	11	79	35	32	0
	12	119	21	78	0
	13	55	12	36	0
	14	183	37	95	0
	18	122	58	33	0
	19/21	193	74	75	0
	20/33	110	19	73	0
	22	128	57	34	0
	25/27	227	127	42	0
	26	126	69	31	0
	29/30	58	20	24	0
	31/34	61	20	34	0
GRAND TOTAL:		2,980	904	1,461	0

MAYOR
CITY OF ROCHESTER
DEMOCRATIC PRIMARY
SUMMARY

LEGISLATIVE DISTRICT OR TOWN	TOTAL VOTERS	WADE S. NORWOOD	TIM O. MAINS	ROBERT J. DUFFY	CHRIS MAJ	SCATTER
		3B	4B	5B	6B	
Leg. Dist. 06	443	59	39	337	8	0
Leg. Dist. 07	263	31	24	204	2	0
Leg. Dist. 21	2,980	1,080	332	1,519	32	0
Leg. Dist. 22	2,148	1,312	35	764	7	0
Leg. Dist. 23	2,692	452	599	1,594	39	0
Leg. Dist. 24	1,575	270	403	871	22	0
Leg. Dist. 25	2,586	1,355	216	969	24	0
Leg. Dist. 26	1,248	267	114	692	17	0
Leg. Dist. 27	3,896	2,031	227	1,587	24	0
Leg. Dist. 28	1,646	581	96	884	14	1
Leg. Dist. 29	2,305	959	101	1,195	22	0
GRAND TOTAL:	<u>21,782</u>	<u>8,397</u>	<u>2,186</u>	<u>10,616</u>	<u>211</u>	<u>1</u>

MAYOR
CITY OF ROCHESTER
DEMOCRATIC PRIMARY
DETAIL

LEGISLATIVE DISTRICT OR TOWN	ELECTION DISTRICT	TOTAL VOTERS	WADE S. NORWOOD	TIM O. MAINS	ROBERT J. DUFFY	CHRIS MAJ	SCATTER
			3B	4B	5B	6B	
Leg. Dist. 06							
	1 /4/5	255	30	22	199	4	0
	2 /3	111	16	10	85	0	0
	6	77	13	7	53	4	0
Leg. Dist. 06		443	59	39	337	8	0
Leg. Dist. 07							
	1	103	7	17	77	1	0
	2	104	16	6	81	0	0
	3	56	8	1	46	1	0
Leg. Dist. 07		263	31	24	204	2	0
Leg. Dist. 21							
	1 /24	242	49	45	146	2	0
	2 /10	214	34	44	131	3	0
	3 /4/15	305	103	24	173	5	0
	5 /16/23/32	259	101	35	119	1	0
	6	104	27	22	47	4	0
	7	150	36	22	91	1	0
	8 /17/28	178	82	16	78	2	0
	9	67	9	15	42	1	0
	11	79	38	2	38	1	0
	12	119	27	17	74	1	0
	13	55	13	11	29	2	0
	14	183	39	28	114	1	0
	18	122	75	3	43	1	0
	19 /21	193	89	15	89	0	0
	20 /33	110	21	12	74	2	0
	22	128	72	2	51	2	0
	25 /27	227	137	8	77	0	0
	26	126	79	1	43	3	0
	29 /30	58	26	1	31	0	0
	31 /34	61	23	9	29	0	0
Leg. Dist. 21		2,980	1,080	332	1,519	32	0
Leg. Dist. 22							
	1 /29-17	139	81	3	52	1	0
	2 /13	97	63	3	30	1	0
	3	109	34	0	65	1	0
	4 /16/19	162	89	2	71	0	0
	5	102	63	1	35	1	0
	6	119	74	1	42	0	0
	7	52	35	2	15	0	0
	8 /22	211	136	5	66	0	0
	9	86	57	2	26	0	0

MAYOR
CITY OF ROCHESTER
DEMOCRATIC PRIMARY
DETAIL

LEGISLATIVE DISTRICT OR TOWN	ELECTION DISTRICT	TOTAL VOTERS	WADE S. NORWOOD	TIM O. MAINS	ROBERT J. DUFFY	CHRIS MAJ	SCATTER
			3B	4B	5B	6B	
Leg. Dist. 22							
	10 /17	137	94	1	41	1	0
	11 /21	203	140	6	55	0	0
	12 /23	165	98	3	60	2	0
	14 /15	290	189	2	97	0	0
	18	76	42	3	29	0	0
	20 /29-27	149	94	0	55	0	0
	24	51	23	1	25	0	0
Leg. Dist. 22		2,148	1,312	35	764	7	0
Leg. Dist. 23							
	1	54	18	10	24	2	0
	2	112	25	33	52	2	0
	3 /11	180	25	57	96	2	0
	4 /12/22	393	73	108	208	4	0
	5 /7	139	25	32	76	6	0
	6 /9/10/20	347	56	76	207	5	0
	8 /14	132	28	31	70	3	0
	13	71	20	12	39	0	0
	15 /23	114	19	20	75	0	0
	16 /24-16	181	33	35	103	9	0
	17 /18/19/27	349	40	76	226	4	0
	21	118	26	33	59	0	0
	24	108	18	14	76	0	0
	25 /26	394	46	62	283	2	0
Leg. Dist. 23		2,692	452	599	1,594	39	0
Leg. Dist. 24							
	1 /13	289	40	91	152	4	0
	2 /3	270	38	93	138	1	0
	4 /10	249	43	64	132	9	0
	5	95	13	37	44	1	0
	6	51	8	14	28	1	0
	7	70	11	15	44	0	0
	8 /9	146	25	24	93	3	0
	11 /12	118	24	13	78	0	0
	14 /15	262	60	52	147	2	0
	17	25	8	0	15	1	0
Leg. Dist. 24		1,575	270	403	871	22	0
Leg. Dist. 25							
	1 /22	224	92	35	90	6	0
	2	127	73	3	51	0	0
	3	230	140	3	83	2	0
	4	55	39	1	14	0	0

MAYOR
CITY OF ROCHESTER
DEMOCRATIC PRIMARY
DETAIL

LEGISLATIVE DISTRICT OR TOWN	ELECTION DISTRICT	TOTAL VOTERS	WADE S. NORWOOD	TIM O. MAINS	ROBERT J. DUFFY	CHRIS MAJ	SCATTER
			3B	4B	5B	6B	
Leg. Dist. 25							
	5 /10	285	165	20	97	2	0
	6	114	43	22	48	1	0
	7	146	81	3	56	1	0
	8	218	139	3	73	0	0
	9 /11	219	137	6	73	3	0
	12	122	23	41	54	3	0
	13	160	107	3	48	1	0
	14 /24	121	27	33	59	2	0
	15	128	90	1	34	1	0
	16 /23	11	5	1	5	0	0
	17	93	67	1	24	0	0
	18	134	59	21	53	1	0
	19	4	0	1	3	0	0
	20 /25	146	48	8	86	1	0
	21	49	20	10	18	0	0
Leg. Dist. 25		2,586	1,355	216	969	24	0
Leg. Dist. 26							
	1	96	29	6	50	2	0
	2	31	4	2	23	0	0
	3 /4	125	17	9	74	5	0
	5 /11	137	15	13	88	2	0
	7 /8	170	40	11	98	1	0
	9 /14	216	47	16	114	2	0
	10 /15	200	45	18	112	1	0
	12 /13	162	44	26	79	3	0
	16	111	26	13	54	1	0
	17	0	0	0	0	0	0
Leg. Dist. 26		1,248	267	114	692	17	0
Leg. Dist. 27							
	1 /2	324	140	18	166	0	0
	3	163	78	22	60	3	0
	4 /5	406	186	34	181	2	0
	6 /17	238	128	9	101	0	0
	7 /12	297	149	28	110	6	0
	8	187	118	2	66	1	0
	9	217	120	17	76	3	0
	10 /11	308	126	28	151	3	0
	13 /21	265	138	10	115	0	0
	14	130	76	3	49	0	0
	15	163	100	1	59	1	0
	16	194	99	9	83	1	0
	18	105	64	5	36	0	0
	19 /23	313	178	16	111	2	0

MAYOR
CITY OF ROCHESTER
DEMOCRATIC PRIMARY
DETAIL

LEGISLATIVE DISTRICT OR TOWN	ELECTION DISTRICT	TOTAL VOTERS	WADE S. NORWOOD 3B	TIM O. MAINS 4B	ROBERT J. DUFFY 5B	CHRIS MAJ 6B	SCATTER
Leg. Dist. 27							
	20	131	92	3	35	0	0
	22	225	125	9	90	0	0
	27	108	45	4	56	1	0
	28	122	69	9	42	1	0
Leg. Dist. 27		<u>3,896</u>	<u>2,031</u>	<u>227</u>	<u>1,587</u>	<u>24</u>	<u>0</u>
Leg. Dist. 28							
	1 /5/16	187	69	11	98	5	0
	2 /3	152	68	5	76	2	0
	4	128	49	7	62	1	0
	6 /9	140	40	7	90	0	0
	7	130	25	3	98	2	0
	8 /15	161	74	13	64	1	0
	10	55	16	4	32	1	0
	11 /13/25	147	61	12	73	0	0
	12	64	28	3	30	0	0
	14 /22	138	60	5	66	1	1
	17	77	22	0	27	1	0
	18	96	32	7	56	0	0
	19 /21	64	8	11	43	0	0
	23 /24	107	29	8	69	0	0
Leg. Dist. 28		<u>1,646</u>	<u>581</u>	<u>96</u>	<u>884</u>	<u>14</u>	<u>1</u>
Leg. Dist. 29							
	1 /20	163	97	6	55	4	0
	2 /26	122	73	1	46	2	0
	3 /8/9	248	85	14	144	3	0
	4 /11	178	56	9	112	0	0
	5 /7/10	262	99	7	152	3	0
	6 /14	177	54	10	109	2	0
	12 /24	236	112	6	116	1	0
	13	129	75	1	46	2	0
	15	92	43	4	43	0	0
	16 /19	136	62	6	65	2	0
	18	81	19	10	52	0	0
	21	140	64	9	66	0	0
	22	101	42	4	49	0	0
	23	123	42	7	68	2	0
	25	117	36	7	72	1	0
Leg. Dist. 29		<u>2,305</u>	<u>959</u>	<u>101</u>	<u>1,195</u>	<u>22</u>	<u>0</u>
GRAND TOTAL:		<u><u>21,782</u></u>	<u><u>8,397</u></u>	<u><u>2,186</u></u>	<u><u>10,616</u></u>	<u><u>211</u></u>	<u><u>1</u></u>

CITY COURT JUDGE
DEMOCRATIC PRIMARY
SUMMARY

LEGISLATIVE DISTRICT OR TOWN	TOTAL VOTERS	CHARLES F. CRIMI, JR.	LINDA T. LOHNER-PILATO	STEPHEN T. MILLER	SCATTER
		7B	8B	9B	
Leg. Dist. 06	443	130	114	100	0
Leg. Dist. 07	263	118	53	45	0
Leg. Dist. 21	2,980	928	447	999	0
Leg. Dist. 22	2,148	305	232	940	0
Leg. Dist. 23	2,692	1,033	557	578	1
Leg. Dist. 24	1,575	656	291	318	1
Leg. Dist. 25	2,586	428	267	1,221	0
Leg. Dist. 26	1,248	324	209	316	0
Leg. Dist. 27	3,896	743	360	2,066	0
Leg. Dist. 28	1,646	389	253	483	0
Leg. Dist. 29	2,305	468	390	790	0
GRAND TOTAL:	21,782	5,522	3,173	7,856	2

CITY COURT JUDGE
DEMOCRATIC PRIMARY
DETAIL

LEGISLATIVE DISTRICT OR TOWN	ELECTION DISTRICT	TOTAL VOTERS	CHARLES F. CRIMI, JR.	LINDA T. LOHNER-PILATO	STEPHEN T. MILLER	SCATTER
			7B	8B	9B	
Leg. Dist. 06						
	1/4/5	255	76	61	59	0
	2/3	111	38	27	24	0
	6	77	16	26	17	0
Leg. Dist. 06		443	130	114	100	0
Leg. Dist. 07						
	1	103	33	20	28	0
	2	104	54	21	12	0
	3	56	31	12	5	0
Leg. Dist. 07		263	118	53	45	0
Leg. Dist. 21						
	1/24	242	112	31	60	0
	2/10	214	110	34	45	0
	3/4/15	305	86	57	101	0
	5/16/23/32	259	74	41	101	0
	6	104	38	25	16	0
	7	150	61	20	33	0
	8/17/28	178	50	18	74	0
	9	67	19	18	18	0
	11	79	21	4	36	0
	12	119	56	15	33	0
	13	55	16	10	14	0
	14	183	87	23	41	0
	18	122	18	18	55	0
	19/21	193	31	30	83	0
	20/33	110	40	22	25	0
	22	128	25	14	55	0
	25/27	227	29	37	97	0
	26	126	26	12	64	0
	29/30	58	10	11	26	0
	31/34	61	19	7	22	0
Leg. Dist. 21		2,980	928	447	999	0
Leg. Dist. 22						
	1/29-17	139	23	24	61	0
	2/13	97	21	9	40	0
	3	109	24	13	27	0
	4/16/19	162	20	19	76	0
	5	102	13	9	53	0
	6	119	13	7	57	0
	7	52	6	4	25	0
	8/22	211	25	25	83	0
	9	86	12	10	35	0
	10/17	137	18	15	67	0
	11/21	203	30	18	100	0
	12/23	165	22	18	77	0

CITY COURT JUDGE
DEMOCRATIC PRIMARY
DETAIL

LEGISLATIVE DISTRICT OR TOWN	ELECTION DISTRICT	TOTAL VOTERS	CHARLES F. CRIMI, JR.	LINDA T. LOHNER-PILATO	STEPHEN T. MILLER	SCATTER
			7B	8B	9B	
Leg. Dist. 22						
	14/15	290	47	22	126	0
	18	76	13	15	31	0
	20/29-27	149	12	19	65	0
	24	51	6	5	17	0
Leg. Dist. 22		2,148	305	232	940	0
Leg. Dist. 23						
	1	54	24	11	7	0
	2	112	38	19	25	0
	3/11	180	72	33	45	0
	4/12/22	393	168	68	87	0
	5/7	139	53	35	24	0
	6/9/10/20	347	124	80	89	0
	8/14	132	40	28	33	0
	13	71	18	18	19	0
	15/23	114	43	19	32	0
	16/24-16	181	57	47	38	0
	17/18/19/27	349	133	56	68	0
	21	118	56	20	21	0
	24	108	28	27	31	1
	25/26	394	179	96	59	0
Leg. Dist. 23		2,692	1,033	557	578	1
Leg. Dist. 24						
	1/13	289	140	42	60	0
	2/3	270	135	38	47	0
	4/10	249	129	45	43	0
	5	95	39	15	19	0
	6	51	20	6	13	0
	7	70	16	19	19	0
	8/9	146	62	24	33	1
	11/12	118	33	25	27	0
	14/15	262	75	71	52	0
	17	25	7	6	5	0
Leg. Dist. 24		1,575	656	291	318	1
Leg. Dist. 25						
	1/22	224	29	24	138	0
	2	127	17	6	65	0
	3	230	28	22	122	0
	4	55	3	5	21	0
	5/10	285	37	17	153	0
	6	114	22	19	39	0
	7	146	19	10	63	0
	8	218	27	18	126	0
	9/11	219	26	13	124	0
	12	122	42	25	36	0

CITY COURT JUDGE
DEMOCRATIC PRIMARY
DETAIL

LEGISLATIVE DISTRICT OR TOWN	ELECTION DISTRICT	TOTAL VOTERS	CHARLES F. CRIMI, JR.	LINDA T. LOHNER-PILATO	STEPHEN T. MILLER	SCATTER
			7B	8B	9B	
Leg. Dist. 25						
	13	160	16	11	87	0
	14/24	121	37	24	42	0
	15	128	10	11	63	0
	16/23	11	3	3	3	0
	17	93	11	8	49	0
	18	134	37	17	41	0
	19	4	1	2	0	0
	20/25	146	50	26	36	0
	21	49	13	6	13	0
Leg. Dist. 25		2,586	428	267	1,221	0
Leg. Dist. 26						
	1	96	18	14	36	0
	2	31	7	9	5	0
	3/4	125	42	23	21	0
	5/11	137	34	27	25	0
	7/8	170	44	23	43	0
	9/14	216	62	30	56	0
	10/15	200	45	38	50	0
	12/13	162	53	28	45	0
	16	111	19	17	35	0
	17	0	0	0	0	0
Leg. Dist. 26		1,248	324	209	316	0
Leg. Dist. 27						
	1/2	324	63	28	191	0
	3	163	42	18	83	0
	4/5	406	78	36	220	0
	6/17	238	36	28	125	0
	7/12	297	45	26	167	0
	8	187	39	15	88	0
	9	217	46	14	126	0
	10/11	308	59	35	162	0
	13/21	265	40	20	152	0
	14	130	16	9	79	0
	15	163	20	12	106	0
	16	194	41	12	104	0
	18	105	16	10	65	0
	19/23	313	65	28	167	0
	20	131	31	11	52	0
	22	225	56	19	101	0
	27	108	25	22	35	0
	28	122	25	17	43	0
Leg. Dist. 27		3,896	743	360	2,066	0
Leg. Dist. 28						
	1/5/16	187	46	20	56	0

CITY COURT JUDGE
DEMOCRATIC PRIMARY
DETAIL

LEGISLATIVE DISTRICT OR TOWN	ELECTION DISTRICT	TOTAL VOTERS	CHARLES F. CRIMI, JR.	LINDA T. LOHNER-PILATO	STEPHEN T. MILLER	SCATTER
			7B	8B	9B	
Leg. Dist. 28						
	2/3	152	25	30	61	0
	4	128	20	24	39	0
	6/9	140	34	22	44	0
	7	130	39	18	34	0
	8/15	161	35	28	39	0
	10	55	15	7	20	0
	11/13/25	147	29	24	44	0
	12	64	6	12	26	0
	14/22	138	30	16	44	0
	17	77	6	11	15	0
	18	96	31	13	29	0
	19/21	64	27	10	12	0
	23/24	107	46	18	20	0
Leg. Dist. 28		1,646	389	253	483	0
Leg. Dist. 29						
	1/20	163	23	21	75	0
	2/26	122	30	13	44	0
	3/8/9	248	58	51	76	0
	4/11	178	35	28	58	0
	5/7/10	262	51	45	88	0
	6/14	177	41	33	51	0
	12/24	236	33	36	108	0
	13	129	20	15	49	0
	15	92	22	17	31	0
	16/19	136	18	16	54	0
	18	81	22	20	28	0
	21	140	33	26	46	0
	22	101	19	16	36	0
	23	123	26	28	29	0
	25	117	37	25	17	0
Leg. Dist. 29		2,305	468	390	790	0
GRAND TOTAL:		21,782	5,522	3,173	7,856	2

ROCHESTER CITY COUNCIL - AT LARGE
 DEMOCRATIC PRIMARY
 (VOTE FOR 5)
 SUMMARY

LEGISLATIVE DISTRICT OR TOWN	TOTAL VOTERS	GLADYS SANTIAGO	LOVELY A. WARREN	WILLIAM F. PRITCHARD	JOHN F. LIGHTFOOT	DANA K. MILLER	MIKE LOEWKE	PETE BUCKLEY	SAUL A. MANEIRO	CAROLEE A. CONKLIN	SCATTER
		10B	11B	12B	13B	14B	15B	16B	17B	18B	
Leg. Dist. 06	2,215	189	85	170	159	147	211	117	89	210	0
Leg. Dist. 07	1,315	102	51	100	95	76	108	72	39	111	0
Leg. Dist. 21	14,900	1,351	944	1,001	1,368	1,090	741	764	606	1,048	6
Leg. Dist. 22	10,740	1,024	776	396	1,087	668	287	233	362	452	0
Leg. Dist. 23	13,460	1,117	643	1,346	857	1,102	960	1,100	724	1,330	0
Leg. Dist. 24	7,875	702	380	708	569	659	601	480	437	729	2
Leg. Dist. 25	12,930	1,073	933	661	1,488	956	378	398	389	679	6
Leg. Dist. 26	6,240	447	262	381	473	406	360	246	230	537	0
Leg. Dist. 27	19,480	1,706	1,525	1,002	2,462	1,715	648	625	581	1,205	0
Leg. Dist. 28	8,230	669	407	407	752	499	540	267	280	546	3
Leg. Dist. 29	11,525	1,053	663	504	1,111	712	439	378	495	602	1
GRAND TOTAL:	108,910	9,433	6,669	6,676	10,421	8,030	5,273	4,680	4,232	7,449	18

ROCHESTER CITY COUNCIL - AT LARGE
DEMOCRATIC PRIMARY
(VOTE FOR 5)
DETAIL

LEGISLATIVE DISTRICT OR TOWN	ELECTION DISTRICT	TOTAL VOTERS	GLADYS SANTIAGO	LOVELY A. WARREN	WILLIAM F. PRITCHARD	JOHN F. LIGHTFOOT	DANA K. MILLER	MIKE LOEWKE	PETE BUCKLEY	SAUL A. MANEIRO	CAROLEE A. CONKLIN	SCATTER
			10B	11B	12B	13B	14B	15B	16B	17B	18B	
Leg. Dist. 06												
	1 /4/5	1,275	114	47	104	99	81	115	75	58	138	0
	2 /3	555	46	25	35	34	44	51	22	20	42	0
	6	385	29	13	31	26	22	45	20	11	30	0
Leg. Dist. 06		2,215	189	85	170	159	147	211	117	89	210	0
Leg. Dist. 07												
	1	515	42	17	42	31	28	38	31	16	47	0
	2	520	37	24	39	44	33	39	30	13	34	0
	3	280	23	10	19	20	15	31	11	10	30	0
Leg. Dist. 07		1,315	102	51	100	95	76	108	72	39	111	0
Leg. Dist. 21												
	1 /24	1,210	102	73	95	100	82	102	85	58	107	3
	2 /10	1,070	116	62	125	62	100	60	90	54	121	1
	3 /4/15	1,525	139	79	90	147	95	66	63	68	91	0
	5 /16/23/32	1,295	124	82	78	140	95	75	66	41	96	1
	6	520	35	27	36	30	39	14	22	26	40	0
	7	750	80	34	61	58	58	38	42	50	62	0
	8 /17/28	890	78	55	67	91	74	45	48	45	53	0
	9	335	27	21	37	20	30	22	26	19	42	1
	11	395	37	33	13	40	29	13	11	11	21	0
	12	595	49	33	50	53	52	44	33	28	46	0
	13	275	21	12	22	23	24	10	10	11	25	0
	14	915	83	59	65	85	62	63	61	25	51	0
	18	610	66	43	29	63	42	22	27	23	41	0
	19 /21	965	69	63	55	97	62	35	40	27	55	0
	20 /33	550	50	28	33	48	29	34	29	32	44	0
	22	640	61	52	25	68	44	19	24	18	42	0

ROCHESTER CITY COUNCIL - AT LARGE
DEMOCRATIC PRIMARY
(VOTE FOR 5)
DETAIL

LEGISLATIVE DISTRICT OR TOWN	ELECTION DISTRICT	TOTAL VOTERS	GLADYS SANTIAGO 10B	LOVELY A. WARREN 11B	WILLIAM F. PRITCHARD 12B	JOHN F. LIGHTFOOT 13B	DANA K. MILLER 14B	MIKE LOEWKE 15B	PETE BUCKLEY 16B	SAUL A. MANEIRO 17B	CAROLEE A. CONKLIN 18B	SCATTER
Leg. Dist. 21												
	25 /27	1,135	104	90	52	121	87	36	42	33	45	0
	26	630	59	63	32	65	38	24	21	17	32	0
	29 /30	290	23	17	15	29	19	10	6	8	16	0
	31 /34	305	28	18	21	28	29	9	18	12	18	0
Leg. Dist. 21		14,900	1,351	944	1,001	1,368	1,090	741	764	606	1,048	6
Leg. Dist. 22												
	1 /29-17	695	60	57	30	84	62	29	26	28	39	0
	2 /13	485	47	44	26	65	37	17	14	18	24	0
	3	545	77	24	19	33	20	14	8	48	21	0
	4 /16/19	810	73	48	23	79	43	19	14	32	35	0
	5	510	48	35	20	54	39	13	17	18	25	0
	6	595	54	45	19	55	34	18	8	16	27	0
	7	260	23	17	8	32	13	2	6	9	7	0
	8 /22	1,055	89	62	36	111	66	30	22	22	42	0
	9	430	31	25	8	36	25	8	6	10	16	0
	10 /17	685	66	59	31	69	41	18	10	18	19	0
	11 /21	1,015	105	86	40	100	73	22	21	28	54	0
	12 /23	825	79	65	30	85	59	18	14	33	36	0
	14 /15	1,450	152	112	62	136	85	35	40	32	55	0
	18	380	38	25	16	49	27	9	10	13	12	0
	20 /29-27	745	60	56	21	78	32	24	14	28	31	0
	24	255	22	16	7	21	12	11	3	9	9	0
Leg. Dist. 22		10,740	1,024	776	396	1,087	668	287	233	362	452	0
Leg. Dist. 23												
	1	270	22	14	19	16	23	14	18	18	25	0
	2	560	42	27	53	37	37	45	31	30	47	0

ROCHESTER CITY COUNCIL - AT LARGE
DEMOCRATIC PRIMARY
(VOTE FOR 5)
DETAIL

LEGISLATIVE DISTRICT OR TOWN	ELECTION DISTRICT	TOTAL VOTERS	GLADYS	LOVELY	WILLIAM	JOHN	DANA	MIKE	PETE	SAUL	CAROLEE	SCATTER
			SANTIAGO	A. WARREN	F. PRITCHARD	F. LIGHTFOOT	K. MILLER	LOEWKE	BUCKLEY	A. MANEIRO	A. CONKLIN	
			10B	11B	12B	13B	14B	15B	16B	17B	18B	
Leg. Dist. 23												
	3 /11	900	70	50	117	50	95	68	75	55	103	0
	4 /12/22	1,965	174	83	242	121	173	112	160	114	216	0
	5 /7	695	66	37	70	55	56	50	47	36	77	0
	6 /9/10/20	1,735	150	84	198	86	151	115	143	97	170	0
	8 /14	660	54	38	66	40	58	44	36	34	69	0
	13	355	27	22	22	39	19	28	21	14	25	0
	15 /23	570	44	30	44	49	47	48	39	36	41	0
	16 /24-16	905	78	52	98	54	77	83	81	44	96	0
	17 /18/19/27	1,745	155	75	128	128	113	118	148	80	128	0
	21	590	47	28	51	33	47	28	43	31	65	0
	24	540	43	23	37	41	35	47	40	25	48	0
	25 /26	1,970	145	80	201	108	171	160	218	110	220	0
Leg. Dist. 23		13,460	1,117	643	1,346	857	1,102	960	1,100	724	1,330	0
Leg. Dist. 24												
	1 /13	1,445	139	79	151	110	141	128	93	106	152	0
	2 /3	1,350	102	57	134	82	132	108	95	95	140	0
	4 /10	1,245	103	53	123	75	109	84	84	65	111	0
	5	475	44	21	61	33	44	30	31	28	44	0
	6	255	20	8	17	25	17	21	14	12	20	0
	7	350	33	17	27	20	19	30	17	23	28	0
	8 /9	730	80	47	62	54	62	47	48	34	77	2
	11 /12	590	49	27	44	57	42	37	32	15	46	0
	14 /15	1,310	116	64	81	100	82	108	58	55	103	0
	17	125	16	7	8	13	11	8	8	4	8	0
Leg. Dist. 24		7,875	702	380	708	569	659	601	480	437	729	2

ROCHESTER CITY COUNCIL - AT LARGE
DEMOCRATIC PRIMARY
(VOTE FOR 5)
DETAIL

LEGISLATIVE DISTRICT OR TOWN	ELECTION DISTRICT	TOTAL VOTERS	GLADYS SANTIAGO	LOVELY A. WARREN	WILLIAM F. PRITCHARD	JOHN F. LIGHTFOOT	DANA K. MILLER	MIKE LOEWKE	PETE BUCKLEY	SAUL A. MANEIRO	CAROLEE A. CONKLIN	SCATTER
			10B	11B	12B	13B	14B	15B	16B	17B	18B	
Leg. Dist. 25												
	1 /22	1,120	118	86	81	116	109	36	37	45	80	0
	2	635	40	38	21	86	39	17	16	12	24	0
	3	1,150	91	77	43	153	77	26	35	21	40	0
	4	275	22	19	4	23	12	9	6	7	9	0
	5 /10	1,425	133	114	77	196	118	43	42	43	68	0
	6	570	41	34	36	49	40	24	20	24	34	5
	7	730	52	52	23	91	48	17	17	10	28	0
	8	1,090	91	97	38	137	70	27	30	23	48	0
	9 /11	1,095	72	78	44	157	81	21	32	26	47	0
	12	610	59	42	58	47	47	24	32	30	51	0
	13	800	58	62	31	103	55	18	18	17	42	0
	14 /24	605	61	37	60	55	59	23	23	38	50	0
	15	640	55	61	25	74	48	11	14	9	34	0
	16 /23	55	5	6	3	2	5	2	5	4	3	0
	17	465	36	36	18	64	34	17	11	11	19	0
	18	670	49	37	39	56	39	26	27	25	40	0
	19	20	2	1	2	0	2	2	1	2	3	0
	20 /25	730	73	42	32	62	52	28	18	31	40	1
	21	245	15	14	26	17	21	7	14	11	19	0
Leg. Dist. 25		12,930	1,073	933	661	1,488	956	378	398	389	679	6
Leg. Dist. 26												
	1	480	35	18	24	45	31	29	17	15	49	0
	2	155	12	4	7	17	4	6	5	5	9	0
	3 /4	625	49	28	42	39	43	48	26	21	55	0
	5 /11	685	50	32	48	49	35	43	27	23	58	0
	7 /8	850	62	43	39	66	56	47	30	32	56	0
	9 /14	1,080	76	54	63	89	76	47	34	38	94	0

ROCHESTER CITY COUNCIL - AT LARGE
DEMOCRATIC PRIMARY
(VOTE FOR 5)
DETAIL

LEGISLATIVE DISTRICT OR TOWN	ELECTION DISTRICT	TOTAL VOTERS	GLADYS SANTIAGO	LOVELY A. WARREN	WILLIAM F. PRITCHARD	JOHN F. LIGHTFOOT	DANA K. MILLER	MIKE LOEWKE	PETE BUCKLEY	SAUL A. MANEIRO	CAROLEE A. CONKLIN	SCATTER
			10B	11B	12B	13B	14B	15B	16B	17B	18B	
Leg. Dist. 26												
	10 /15	1,000	67	34	61	68	69	57	47	45	85	0
	12 /13	810	58	34	73	66	58	53	41	34	95	0
	16	555	38	15	24	34	34	30	19	17	36	0
	17	0	0	0	0	0	0	0	0	0	0	0
Leg. Dist. 26		6,240	447	262	381	473	406	360	246	230	537	0
Leg. Dist. 27												
	1 /2	1,620	147	126	99	215	151	60	53	51	119	0
	3	815	86	83	53	96	96	34	29	35	48	0
	4 /5	2,030	173	154	115	256	185	70	75	67	130	0
	6 /17	1,190	113	96	65	160	97	36	30	32	70	0
	7 /12	1,485	126	111	83	175	136	49	51	43	78	0
	8	935	85	73	44	110	64	36	28	17	45	0
	9	1,085	94	97	83	115	130	26	40	20	93	0
	10 /11	1,540	138	104	85	195	152	35	56	59	102	0
	13 /21	1,325	112	101	56	175	124	41	55	46	76	0
	14	650	56	52	26	98	53	13	20	16	30	0
	15	815	64	72	39	110	69	14	18	22	46	0
	16	970	76	88	47	120	88	32	31	29	60	0
	18	525	44	43	23	79	41	18	19	18	27	0
	19 /23	1,565	140	128	72	216	134	53	47	41	104	0
	20	655	50	46	25	85	44	15	15	12	37	0
	22	1,125	112	88	42	135	80	43	27	34	74	0
	27	540	50	37	28	47	36	43	13	15	31	0
	28	610	40	26	17	75	35	30	18	24	35	0
Leg. Dist. 27		19,480	1,706	1,525	1,002	2,462	1,715	648	625	581	1,205	0

ROCHESTER CITY COUNCIL - AT LARGE
DEMOCRATIC PRIMARY
(VOTE FOR 5)
DETAIL

LEGISLATIVE DISTRICT OR TOWN	ELECTION DISTRICT	TOTAL VOTERS	GLADYS SANTIAGO	LOVELY A. WARREN	WILLIAM F. PRITCHARD	JOHN F. LIGHTFOOT	DANA K. MILLER	MIKE LOEWKE	PETE BUCKLEY	SAUL A. MANEIRO	CAROLEE A. CONKLIN	SCATTER
			10B	11B	12B	13B	14B	15B	16B	17B	18B	
Leg. Dist. 28												
	1 /5/16	935	78	46	50	89	57	56	30	31	54	0
	2 /3	760	68	46	39	78	53	42	28	28	57	0
	4	640	47	35	22	68	30	30	17	21	36	0
	6 /9	700	66	36	40	58	50	60	24	22	43	0
	7	650	40	16	30	56	22	46	18	18	32	0
	8 /15	805	61	48	39	73	48	54	23	23	45	0
	10	275	21	12	16	27	20	11	10	7	22	0
	11 /13/25	735	52	35	33	78	45	45	23	24	44	1
	12	320	29	24	10	34	18	18	15	12	18	0
	14 /22	690	62	36	29	65	48	34	19	36	46	2
	17	385	19	11	12	17	12	50	6	6	16	0
	18	480	46	28	29	34	31	32	16	21	50	0
	19 /21	320	32	13	22	23	18	18	10	15	32	0
	23 /24	535	48	21	36	52	47	44	28	16	51	0
Leg. Dist. 28		8,230	669	407	407	752	499	540	267	280	546	3
Leg. Dist. 29												
	1 /20	815	80	62	33	99	59	23	19	26	40	0
	2 /26	610	61	50	30	58	37	17	15	22	31	0
	3 /8/9	1,240	110	67	48	116	90	44	52	50	63	1
	4 /11	890	80	43	40	78	49	25	36	49	51	0
	5 /7/10	1,310	138	68	62	138	79	55	49	61	73	0
	6 /14	885	81	39	34	85	56	46	31	43	43	0
	12 /24	1,180	105	69	54	127	71	54	34	48	66	0
	13	645	50	37	14	70	31	13	12	23	21	0
	15	460	33	26	18	40	25	18	18	18	30	0
	16 /19	680	63	37	27	73	34	25	18	28	34	0
	18	405	43	27	32	32	36	21	23	27	38	0

ROCHESTER CITY COUNCIL - AT LARGE
 DEMOCRATIC PRIMARY
 (VOTE FOR 5)
 DETAIL

LEGISLATIVE DISTRICT OR TOWN	ELECTION DISTRICT	TOTAL VOTERS	GLADYS SANTIAGO	LOVELY A. WARREN	WILLIAM F. PRITCHARD	JOHN F. LIGHTFOOT	DANA K. MILLER	MIKE LOEWKE	PETE BUCKLEY	SAUL A. MANEIRO	CAROLEE A. CONKLIN	SCATTER
			10B	11B	12B	13B	14B	15B	16B	17B	18B	
Leg. Dist. 29												
	21	700	63	39	37	57	41	32	21	36	43	0
	22	505	52	36	21	50	31	16	16	17	14	0
	23	615	53	36	16	36	29	20	13	23	23	0
	25	585	41	27	38	52	44	30	21	24	32	0
Leg. Dist. 29		11,525	1,053	663	504	1,111	712	439	378	495	602	1
GRAND TOTAL:		108,910	9,433	6,669	6,676	10,421	8,030	5,273	4,680	4,232	7,449	18

COMMISSIONER OF SCHOOLS
CITY OF ROCHESTER
DEMOCRATIC PRIMARY
(VOTE FOR 3)
SUMMARY

LEGISLATIVE DISTRICT OR TOWN	TOTAL VOTERS	JEFFREY K. HENLEY	THOMAS F. BRENNAN	DARRYL W. PORTER	CYNTHIA A. ELLIOTT	SCATTER
		19B	20B	21B	22B	
Leg. Dist. 06	1,329	159	183	192	208	0
Leg. Dist. 07	789	88	101	121	105	0
Leg. Dist. 21	8,940	976	975	1,566	1,482	1
Leg. Dist. 22	6,444	407	461	1,091	991	0
Leg. Dist. 23	8,076	1,229	1,299	1,345	1,123	0
Leg. Dist. 24	4,725	707	716	765	699	1
Leg. Dist. 25	7,758	672	670	1,305	1,249	0
Leg. Dist. 26	3,744	329	459	546	494	0
Leg. Dist. 27	11,688	1,110	1,077	2,250	2,112	3
Leg. Dist. 28	4,938	420	567	770	674	3
Leg. Dist. 29	6,915	557	600	1,174	1,009	1
GRAND TOTAL:	65,346	6,654	7,108	11,125	10,146	9

COMMISSIONER OF SCHOOLS
CITY OF ROCHESTER
DEMOCRATIC PRIMARY
(VOTE FOR 3)
DETAIL

LEGISLATIVE DISTRICT OR TOWN	ELECTION DISTRICT	TOTAL VOTERS	JEFFREY K. HENLEY	THOMAS F. BRENNAN	DARRYL W. PORTER	CYNTHIA A. ELLIOTT	SCATTER
			19B	20B	21B	22B	
Leg. Dist. 06							
	1/4/5	765	97	113	108	130	0
	2/3	333	36	45	50	46	0
	6	231	26	25	34	32	0
Leg. Dist. 06		1,329	159	183	192	208	0
Leg. Dist. 07							
	1	309	31	35	49	38	0
	2	312	37	42	45	41	0
	3	168	20	24	27	26	0
Leg. Dist. 07		789	88	101	121	105	0
Leg. Dist. 21							
	1/24	726	97	105	124	113	0
	2/10	642	115	91	124	104	1
	3/4/15	915	80	91	147	147	0
	5/16/23/32	777	89	85	148	133	0
	6	312	33	34	40	42	0
	7	450	62	55	80	76	0
	8/17/28	534	57	55	104	92	0
	9	201	28	29	32	30	0
	11	237	20	19	46	38	0
	12	357	40	42	71	66	0
	13	165	20	22	30	23	0
	14	549	58	67	93	91	0
	18	366	29	26	65	64	0
	19/21	579	56	50	103	98	0
	20/33	330	37	32	51	44	0
	22	384	24	37	71	70	0
	25/27	681	57	52	97	132	0
	26	378	43	43	71	67	0
	29/30	174	12	15	40	22	0
	31/34	183	19	25	29	30	0
Leg. Dist. 21		8,940	976	975	1,566	1,482	1
Leg. Dist. 22							
	1/29-17	417	30	43	93	68	0
	2/13	291	29	27	64	40	0
	3	327	24	25	39	37	0
	4/16/19	486	27	27	87	71	0
	5	306	23	23	54	49	0
	6	357	18	20	62	56	0
	7	156	7	10	29	23	0
	8/22	633	39	41	117	84	0
	9	258	12	18	39	30	0
	10/17	411	26	30	65	74	0

COMMISSIONER OF SCHOOLS
CITY OF ROCHESTER
DEMOCRATIC PRIMARY
(VOTE FOR 3)
DETAIL

LEGISLATIVE DISTRICT OR TOWN	ELECTION DISTRICT	TOTAL VOTERS	JEFFREY K. HENLEY	THOMAS F. BRENNAN	DARRYL W. PORTER	CYNTHIA A. ELLIOTT	SCATTER
			19B	20B	21B	22B	
Leg. Dist. 22							
	11/21	609	38	52	81	110	0
	12/23	495	29	32	82	84	0
	14/15	870	53	60	132	143	0
	18	228	16	22	46	30	0
	20/29-27	447	29	27	80	73	0
	24	153	7	4	21	19	0
Leg. Dist. 22		6,444	407	461	1,091	991	0
Leg. Dist. 23							
	1	162	22	28	29	14	0
	2	336	50	56	47	43	0
	3/11	540	96	107	86	78	0
	4/12/22	1,179	183	174	197	161	0
	5/7	417	55	61	65	71	0
	6/9/10/20	1,041	165	172	191	142	0
	8/14	396	55	52	51	55	0
	13	213	24	25	36	29	0
	15/23	342	47	48	60	52	0
	16/24-16	543	88	83	60	83	0
	17/18/19/27	1,047	131	143	162	150	0
	21	354	53	54	59	52	0
	24	324	43	52	64	48	0
	25/26	1,182	217	244	238	145	0
Leg. Dist. 23		8,076	1,229	1,299	1,345	1,123	0
Leg. Dist. 24							
	1/13	867	153	165	152	129	0
	2/3	810	124	129	142	106	0
	4/10	747	101	114	125	103	1
	5	285	45	49	47	44	0
	6	153	21	19	19	23	0
	7	210	33	27	28	34	0
	8/9	438	77	68	75	79	0
	11/12	354	41	41	45	54	0
	14/15	786	100	94	121	114	0
	17	75	12	10	11	13	0
Leg. Dist. 24		4,725	707	716	765	699	1
Leg. Dist. 25							
	1/22	672	72	83	103	126	0
	2	381	25	22	79	59	0
	3	690	49	29	137	105	0
	4	165	8	8	14	30	0
	5/10	855	83	66	157	146	0
	6	342	27	32	47	49	0

COMMISSIONER OF SCHOOLS
CITY OF ROCHESTER
DEMOCRATIC PRIMARY
(VOTE FOR 3)
DETAIL

LEGISLATIVE DISTRICT OR TOWN	ELECTION DISTRICT	TOTAL VOTERS	JEFFREY	THOMAS	DARRYL	CYNTHIA	SCATTER
			K. HENLEY	F. BRENNAN	W. PORTER	A. ELLIOTT	
			19B	20B	21B	22B	
Leg. Dist. 25							
	7	438	27	28	74	60	0
	8	654	59	49	106	110	0
	9/11	657	51	47	127	109	0
	12	366	49	50	57	57	0
	13	480	34	31	76	83	0
	14/24	363	49	49	66	58	0
	15	384	20	32	63	62	0
	16/23	33	6	5	4	5	0
	17	279	23	25	45	41	0
	18	402	34	44	64	53	0
	19	12	2	3	1	2	0
	20/25	438	35	47	63	72	0
	21	147	19	20	22	22	0
Leg. Dist. 25		7,758	672	670	1,305	1,249	0
Leg. Dist. 26							
	1	288	26	36	40	45	0
	2	93	6	10	13	13	0
	3/4	375	38	49	47	52	0
	5/11	411	41	48	48	55	0
	7/8	510	37	52	75	66	0
	9/14	648	57	78	103	79	0
	10/15	600	49	77	100	77	0
	12/13	486	53	68	80	69	0
	16	333	22	41	40	38	0
	17	0	0	0	0	0	0
Leg. Dist. 26		3,744	329	459	546	494	0
Leg. Dist. 27							
	1/2	972	104	99	195	180	0
	3	489	57	61	99	98	0
	4/5	1,218	144	121	261	205	1
	6/17	714	64	68	137	138	0
	7/12	891	78	72	162	157	0
	8	561	44	50	103	106	0
	9	651	88	62	116	121	0
	10/11	924	87	96	177	150	0
	13/21	795	73	86	154	144	0
	14	390	29	28	81	74	0
	15	489	44	34	100	86	0
	16	582	53	50	125	99	0
	18	315	27	26	61	63	0
	19/23	939	77	82	172	189	2
	20	393	25	30	76	67	0
	22	675	60	53	121	116	0

COMMISSIONER OF SCHOOLS
CITY OF ROCHESTER
DEMOCRATIC PRIMARY
(VOTE FOR 3)
DETAIL

LEGISLATIVE DISTRICT OR TOWN	ELECTION DISTRICT	TOTAL VOTERS	JEFFREY K. HENLEY	THOMAS F. BRENNAN	DARRYL W. PORTER	CYNTHIA A. ELLIOTT	SCATTER
			19B	20B	21B	22B	
Leg. Dist. 27							
	27	324	27	34	47	61	0
	28	366	29	25	63	58	0
Leg. Dist. 27		11,688	1,110	1,077	2,250	2,112	3
Leg. Dist. 28							
	1/5/16	561	54	58	84	68	0
	2/3	456	44	58	72	75	0
	4	384	21	32	64	45	0
	6/9	420	44	55	58	61	0
	7	390	21	42	69	45	0
	8/15	483	37	43	62	67	0
	10	165	13	21	24	23	0
	11/13/25	441	37	48	78	62	1
	12	192	20	19	27	31	0
	14/22	414	35	45	74	57	2
	17	231	10	15	19	21	0
	18	288	32	39	45	46	0
	19/21	192	17	36	32	22	0
	23/24	321	35	56	62	51	0
Leg. Dist. 28		4,938	420	567	770	674	3
Leg. Dist. 29							
	1/20	489	36	36	99	70	0
	2/26	366	25	30	61	58	0
	3/8/9	744	61	59	130	112	0
	4/11	534	38	50	89	62	0
	5/7/10	786	68	78	137	130	0
	6/14	531	46	48	78	71	0
	12/24	708	68	60	135	111	1
	13	387	24	20	66	52	0
	15	276	18	21	46	46	0
	16/19	408	34	32	68	59	0
	18	243	34	37	47	35	0
	21	420	33	40	77	63	0
	22	303	23	29	46	41	0
	23	369	21	22	43	49	0
	25	351	28	38	52	50	0
Leg. Dist. 29		6,915	557	600	1,174	1,009	1
GRAND TOTAL:		65,346	6,654	7,108	11,125	10,146	9

COUNTY LEGISLATOR
 8TH DISTRICT
 2 YEAR TERM
 INDEPENDENCE PRIMARY

LEGISLATIVE DISTRICT OR TOWN	ELECTION DISTRICT	TOTAL VOTERS	CHRISTOPHER R. GORMAN	
			1C	SCATTER
Webster	1/2/3/4/9/10/14/17/20/23/24/25/27/28/29/30/32/33/34/36/38/40/41/42 5/13/19/31	47 10	28 4	14 3
GRAND TOTAL:		<u>57</u>	<u>32</u>	<u>17</u>

COUNTY LEGISLATOR
28TH DISTRICT
4 YEAR TERM
INDEPENDENCE PRIMARY

LEGISLATIVE DISTRICT OR TOWN	ELECTION DISTRICT	TOTAL VOTERS	MARY E. BAILEY 1C	CARLA M. PALUMBO 2C	SCATTER
Leg. Dist. 28					
	1/5/16	187	1	2	0
	2/3	152	0	1	0
	4	128	0	5	1
	6/9	140	0	2	0
	7	130	0	2	0
	8/15	161	0	1	0
	10	55	0	1	1
	11/13/25	147	0	0	0
	12	64	1	0	0
	14/22	138	0	3	0
	17	77	0	0	0
	18	96	0	1	0
	19/21	64	0	0	0
	23/24	107	0	1	0
GRAND TOTAL:		1,646	2	19	2

TOWN OF RIGA
 SUPERVISOR
 INDEPENDENCE PRIMARY

LEGISLATIVE DISTRICT OR TOWN	ELECTION DISTRICT	TOTAL VOTERS	PAMELA A. MOORE 1C	SCATTER
Riga	1/2/3/6	624	19	2
	4/5	287	7	2
GRAND TOTAL:		911	26	4

TOWN OF RIGA
MEMBER OF TOWN COUNCIL
INDEPENDENCE PRIMARY
(VOTE FOR 2)

<u>LEGISLATIVE DISTRICT OR TOWN</u>	<u>ELECTION DISTRICT</u>	<u>TOTAL VOTERS</u>	JAMES M. FODGE <u>3C</u>	KENNETH J. KUTER <u>4C</u>	<u>SCATTER</u>
Riga					
	1/2/3/6	1,248	19	20	1
	4/5	574	7	9	4
GRAND TOTAL:		<u><u>1,822</u></u>	<u><u>26</u></u>	<u><u>29</u></u>	<u><u>5</u></u>

TOWN OF WEBSTER
SUPERVISOR
INDEPENDENCE PRIMARY

LEGISLATIVE DISTRICT OR TOWN	ELECTION DISTRICT	TOTAL VOTERS	WILLIAM C. SAUCKE	
			2C	SCATTER
Webster	1/2/3/4/9/10/14/17/20/23/24/25/27/28/29/30/32/33/34/36/38/40/41/42	47	17	19
	5/13/19/31	10	4	5
	6/7/8/11/12/15/16/18/21/22/26/35/37/39/43	29	10	17
GRAND TOTAL:		<u>86</u>	<u>31</u>	<u>41</u>

TOWN OF WEBSTER
 MEMBER OF TOWN COUNCIL
 INDEPENDENCE PRIMARY
 (VOTE FOR 2)

LEGISLATIVE DISTRICT OR TOWN	ELECTION DISTRICT	TOTAL VOTERS	ALEXANDER H. SIENKIEWICZ 3C	SCATTER
Webster	1/2/3/4/9/10/14/17/20/23/24/25/27/28/29/30/32/33/34/36/38/40/41/42	94	18	41
	5/13/19/31	20	3	13
	6/7/8/11/12/15/16/18/21/22/26/35/37/39/43	58	11	40
GRAND TOTAL:		<u>172</u>	<u>32</u>	<u>94</u>

TOWN OF HAMLIN
MEMBER OF TOWN COUNCIL
CONSERVATIVE PRIMARY
(VOTE FOR 2)

LEGISLATIVE DISTRICT OR TOWN	ELECTION DISTRICT	TOTAL VOTERS	PAUL S. RATH 4D	GERALD P. HUTCHISON 5D	JAMES E. KREMPASKY 6D	SCATTER
Hamlin						
	1/6	212	4	4	6	0
	2/5	458	2	1	3	0
	3/7/11	360	5	1	3	0
	4	192	3	0	5	0
	8	142	0	0	1	0
	9	168	1	1	1	0
	10	292	2	3	4	0
GRAND TOTAL:		<u>1,824</u>	<u>17</u>	<u>10</u>	<u>23</u>	<u>0</u>

STATE SUPREME COURT JUSTICE
7TH JUDICIAL DISTRICT
(VOTE FOR 2)
SUMMARY
PART 1 OF 2

LEGISLATIVE DISTRICT OR TOWN	TOTAL VOTERS	MATTHEW A. ROSENBAUM	JOHN M. OWENS	ELLEN M. YACKNIN	KIRK M. MILLER	MATTHEW A. ROSENBAUM	JOHN M. OWENS
		REP	REP	DEM	DEM	IND	IND
Leg. Dist. 06	3,278	600	689	477	342	65	85
Leg. Dist. 07	1,638	284	324	255	194	34	46
Leg. Dist. 21	10,868	1,356	1,072	2,521	2,153	245	230
Leg. Dist. 22	5,008	274	232	1,136	1,189	106	104
Leg. Dist. 23	12,360	1,871	1,387	3,005	2,309	332	257
Leg. Dist. 24	7,414	959	723	1,910	1,440	164	132
Leg. Dist. 25	7,046	487	352	1,758	1,629	169	143
Leg. Dist. 26	5,800	944	793	1,124	876	119	112
Leg. Dist. 27	10,498	801	657	2,599	2,463	187	166
Leg. Dist. 28	6,510	875	739	1,290	1,136	142	106
Leg. Dist. 29	7,752	835	699	1,554	1,508	149	133
CITY	78,172	9,286	7,667	17,629	15,239	1,712	1,514
Brighton	21,018	4,651	3,379	5,031	3,997	464	269
Chili	13,486	3,420	3,064	1,912	1,522	265	230
Clarkson	3,086	790	732	364	306	46	43
East Rochester	3,298	762	664	505	421	56	60
Gates	14,492	3,402	3,113	2,449	2,004	237	202
Greece	39,634	9,923	9,283	4,960	3,898	839	761
Hamlin	4,264	1,181	1,090	409	327	58	51
Henrietta	13,398	3,199	2,845	2,180	1,808	325	256
Irondequoit	31,852	6,738	5,983	6,037	4,764	558	526
Mendon	6,698	1,643	1,548	1,023	783	141	109
Ogden	8,896	2,351	2,135	1,135	901	154	165
Parma	5,866	1,582	1,474	667	484	93	106
Penfield	18,910	5,212	4,217	2,788	2,141	434	325
Perinton	23,404	6,599	5,844	3,481	2,546	432	353
Pittsford	15,860	4,335	3,737	2,683	1,930	270	203
Riga	4,424	884	814	324	250	235	253
Rush	2,438	621	565	341	274	48	38
Sweden	4,732	1,115	1,014	693	578	85	80
Webster	22,320	5,712	5,103	3,586	2,692	435	407
Wheatland	2,118	526	465	278	239	47	37
TOWNS	260,194	64,646	57,069	40,846	31,865	5,222	4,474
GRAND TOTAL:	338,366	73,932	64,736	58,475	47,104	6,934	5,988

STATE SUPREME COURT JUSTICE
7TH JUDICIAL DISTRICT
(VOTE FOR 2)
SUMMARY
PART 2 OF 2

LEGISLATIVE DISTRICT OR TOWN	TOTAL VOTERS	MATTHEW A. ROSENBAUM	JOHN M. OWENS	ELLEN M. YACKNIN	KEVIN FINNEGAN	SCATTER	BLANK AND VOID
		CON	CON	WOR	WOR		
Leg. Dist. 06	3,278	70	84	66	58	0	742
Leg. Dist. 07	1,638	31	38	19	29	2	382
Leg. Dist. 21	10,868	144	147	243	198	2	2,557
Leg. Dist. 22	5,008	44	47	41	38	1	1,796
Leg. Dist. 23	12,360	163	180	350	323	2	2,181
Leg. Dist. 24	7,414	89	85	277	238	1	1,396
Leg. Dist. 25	7,046	62	56	167	125	1	2,097
Leg. Dist. 26	5,800	129	132	115	97	1	1,358
Leg. Dist. 27	10,498	121	105	197	158	2	3,042
Leg. Dist. 28	6,510	112	125	94	96	1	1,794
Leg. Dist. 29	7,752	114	104	84	84	1	2,487
CITY	78,172	1,079	1,103	1,653	1,444	14	19,832
Brighton	21,018	329	316	289	241	0	2,052
Chili	13,486	505	521	154	164	4	1,725
Clarkson	3,086	120	118	35	41	1	490
East Rochester	3,298	69	68	60	60	0	573
Gates	14,492	383	384	121	125	0	2,072
Greece	39,634	1,478	1,471	449	493	4	6,075
Hamlin	4,264	166	169	57	59	0	697
Henrietta	13,398	424	424	178	175	0	1,584
Irondequoit	31,852	831	824	354	346	1	4,890
Mendon	6,698	201	199	59	57	0	935
Ogden	8,896	387	381	79	84	0	1,124
Parma	5,866	273	272	77	76	2	760
Penfield	18,910	619	606	168	167	2	2,231
Perinton	23,404	768	754	188	192	0	2,247
Pittsford	15,860	400	400	119	123	0	1,660
Riga	4,424	282	272	64	52	0	994
Rush	2,438	64	67	42	30	0	348
Sweden	4,732	150	150	61	55	1	750
Webster	22,320	690	682	233	227	1	2,552
Wheatland	2,118	88	91	29	32	0	286
TOWNS	260,194	8,227	8,169	2,816	2,799	16	34,045
GRAND TOTAL:	338,366	9,306	9,272	4,469	4,243	30	53,877

STATE SUPREME COURT JUSTICE
7TH JUDICIAL DISTRICT
(VOTE FOR 2)
DETAIL
PART 1 OF 2

LEGISLATIVE DISTRICT OR TOWN	ELECTION DISTRICT	TOTAL VOTERS	MATTHEW A. ROSENBAUM	JOHN M. OWENS	ELLEN M. YACKNIN	KIRK M. MILLER	MATTHEW A. ROSENBAUM	JOHN M. OWENS
			REP	REP	DEM	DEM	IND	IND
Leg. Dist. 06								
	1	840	162	186	127	90	17	13
	2	348	60	68	52	34	7	5
	3	530	108	122	57	31	11	18
	4	568	96	120	85	71	9	16
	5	516	101	117	77	56	7	15
	6	476	73	76	79	60	14	18
Leg. Dist. 06		3,278	600	689	477	342	65	85
Leg. Dist. 07								
	1	768	150	164	122	93	15	21
	2	492	75	85	66	58	11	17
	3	378	59	75	67	43	8	8
Leg. Dist. 07		1,638	284	324	255	194	34	46
Leg. Dist. 21								
	1	520	67	53	112	85	10	12
	2	448	78	67	92	76	15	8
	3	250	26	21	60	49	3	3
	4	312	31	30	68	61	3	5
	5/16	580	81	63	123	113	16	12
	6	370	34	27	89	82	14	9
	7	712	120	80	149	130	13	13
	8/28	206	11	15	51	41	5	7
	9	384	50	45	102	72	6	6
	10	596	128	106	139	99	13	7
	11	216	20	21	47	40	3	2
	12	522	67	59	125	99	11	10
	13	238	14	4	55	56	6	3
	14	714	98	72	166	129	22	20
	15	514	69	55	121	104	9	6
	17	438	54	42	102	95	9	13
	18	338	32	27	86	80	6	9
	19	156	15	9	38	35	2	2
	20	274	38	28	66	48	10	11
	21	406	41	32	97	88	6	9
	22	388	35	31	91	82	6	7
	23/32	322	36	21	72	64	11	9
	24	570	95	67	116	95	17	18
	25	368	31	28	96	99	6	6
	26	264	12	9	71	68	3	3
	27	210	8	11	49	46	5	5
	29/30	164	17	15	38	36	3	4
	31/34	188	11	8	47	39	9	7
	33	200	37	26	53	42	3	4

STATE SUPREME COURT JUSTICE
7TH JUDICIAL DISTRICT
(VOTE FOR 2)
DETAIL
PART 1 OF 2

LEGISLATIVE DISTRICT OR TOWN	ELECTION DISTRICT	TOTAL VOTERS	MATTHEW A. ROSENBAUM	JOHN M. OWENS	ELLEN M. YACKNIN	KIRK M. MILLER	MATTHEW A. ROSENBAUM	JOHN M. OWENS
			REP	REP	DEM	DEM	IND	IND
Leg. Dist. 21		10,868	1,356	1,072	2,521	2,153	245	230
Leg. Dist. 22								
	1	414	38	37	91	88	13	7
	2	102	5	6	27	26	0	1
	3	316	12	9	71	68	1	6
	4	106	7	5	20	27	1	1
	5	266	13	9	57	64	6	5
	6	230	8	5	57	59	5	4
	7	124	3	3	39	38	3	3
	8	260	22	21	53	54	10	9
	9	154	8	2	30	34	3	5
	10	190	7	8	42	53	9	7
	11	272	13	12	65	61	6	5
	12	184	5	5	44	49	3	5
	13	102	3	0	27	34	2	1
	14	312	13	14	80	77	10	9
	15	290	22	16	65	71	7	7
	16	122	8	7	30	29	0	3
	17	122	6	4	32	35	3	3
	18	146	3	2	32	37	5	3
	19	180	11	9	45	44	2	2
	20	266	13	13	56	59	5	5
	21	216	13	11	41	42	3	2
	22	282	21	16	52	55	7	6
	23	186	8	4	42	53	1	2
	24	166	12	14	38	32	1	3
Leg. Dist. 22		5,008	274	232	1,136	1,189	106	104
Leg. Dist. 23								
	1	244	41	30	52	38	4	5
	2	460	40	34	112	93	12	11
	3	324	39	25	80	65	6	6
	4	672	95	81	180	153	16	10
	5	376	56	41	86	79	12	13
	6	264	44	39	63	47	6	7
	7	422	57	44	104	89	6	6
	8	380	51	36	91	87	8	9
	9	298	45	36	82	57	4	4
	10	402	70	44	98	80	6	6
	11	448	79	56	115	73	15	6
	12	612	112	76	136	121	16	12
	13	412	69	59	73	64	12	10
	14	314	37	28	85	65	6	6
	15	234	31	20	57	50	6	5
	16	440	51	38	111	90	19	12

STATE SUPREME COURT JUSTICE
 7TH JUDICIAL DISTRICT
 (VOTE FOR 2)
 DETAIL
 PART 1 OF 2

LEGISLATIVE DISTRICT OR TOWN	ELECTION DISTRICT	TOTAL VOTERS	MATTHEW A. ROSENBAUM	JOHN M. OWENS	ELLEN M. YACKNIN	KIRK M. MILLER	MATTHEW A. ROSENBAUM	JOHN M. OWENS
			REP	REP	DEM	DEM	IND	IND
Leg. Dist. 23								
	17	662	94	75	152	119	24	15
	18	606	92	70	137	103	18	13
	19	512	88	66	109	78	13	10
	20	566	88	59	143	110	14	10
	21	488	80	59	118	83	16	12
	22	374	62	33	105	67	7	8
	23	214	17	13	57	41	7	2
	24	520	62	51	143	109	21	8
	25	812	138	97	204	134	24	22
	26	906	166	125	224	149	21	18
	27	398	67	52	88	65	13	11
Leg. Dist. 23		12,360	1,871	1,387	3,005	2,309	332	257
Leg. Dist. 24								
	1	650	55	42	196	140	12	10
	2	474	45	27	144	93	17	8
	3	538	63	51	160	103	15	9
	4	500	52	45	126	92	14	17
	5	538	89	81	138	101	7	5
	6	322	54	40	76	60	3	3
	7	348	53	36	81	67	14	10
	8	448	67	56	112	92	10	8
	9	320	56	49	64	48	9	4
	10	520	59	37	138	103	10	12
	11	360	50	39	67	59	7	6
	12	254	43	27	64	54	2	3
	13	446	51	36	121	95	9	10
	14	492	45	35	124	103	15	9
	15	592	81	50	148	112	10	11
	16	432	63	44	123	91	7	3
	17	180	33	28	28	27	3	4
Leg. Dist. 24		7,414	959	723	1,910	1,440	164	132
Leg. Dist. 25								
	1	480	48	33	129	104	13	5
	2	316	12	4	76	79	6	6
	3	508	37	17	115	115	17	12
	4	90	3	3	15	19	2	3
	5	278	10	6	68	71	2	3
	6	416	27	28	93	75	10	15
	7	326	11	8	81	78	7	6
	8	426	14	7	115	113	9	9
	9	220	4	5	67	71	4	3
	10	374	18	18	108	95	13	8
	11	294	11	4	66	81	5	6

STATE SUPREME COURT JUSTICE
7TH JUDICIAL DISTRICT
(VOTE FOR 2)
DETAIL
PART 1 OF 2

LEGISLATIVE DISTRICT OR TOWN	ELECTION DISTRICT	TOTAL VOTERS	MATTHEW A. ROSENBAUM	JOHN M. OWENS	ELLEN M. YACKNIN	KIRK M. MILLER	MATTHEW A. ROSENBAUM	JOHN M. OWENS
			REP	REP	DEM	DEM	IND	IND
Leg. Dist. 25								
	12	528	46	36	151	109	16	13
	13	308	7	3	79	79	11	5
	14/24	594	63	54	158	124	11	12
	15	254	9	8	62	71	3	5
	16/23	98	10	8	23	26	1	1
	17	174	8	7	38	45	2	2
	18	456	42	34	108	88	13	8
	19	16	2	2	3	4	0	0
	20/25	438	48	32	83	88	14	11
	21	184	31	17	46	31	3	5
	22	268	26	18	74	63	7	5
Leg. Dist. 25		7,046	487	352	1,758	1,629	169	143
Leg. Dist. 26								
	1	300	40	29	71	57	10	6
	2	148	17	14	29	24	5	1
	3	336	57	48	60	46	8	5
	4	422	97	82	55	41	4	7
	5	384	59	50	83	72	5	7
	7	440	66	62	80	68	13	12
	8	412	48	38	77	73	7	8
	9	506	83	69	97	69	13	11
	10	446	67	65	90	71	10	9
	11	498	96	83	85	67	7	12
	12	576	86	71	132	91	9	10
	13/15	412	62	58	82	68	10	9
	14	404	78	57	82	57	8	5
	16	508	87	66	100	72	9	10
	17	8	1	1	1	0	1	0
Leg. Dist. 26		5,800	944	793	1,124	876	119	112
Leg. Dist. 27								
	1	488	52	42	128	114	9	11
	2	484	38	31	130	119	14	10
	3	508	45	42	142	123	6	4
	4	554	45	45	136	127	9	7
	5	528	42	27	128	123	8	6
	6	456	38	36	103	102	5	6
	7	460	51	39	109	103	6	4
	8	450	34	30	102	96	10	6
	9	542	40	31	150	130	13	11
	10	470	44	40	111	100	9	7
	11	536	52	44	125	119	9	8
	12	390	26	21	101	96	8	10
	13	446	26	15	124	116	8	4

STATE SUPREME COURT JUSTICE
7TH JUDICIAL DISTRICT
(VOTE FOR 2)
DETAIL
PART 1 OF 2

LEGISLATIVE DISTRICT OR TOWN	ELECTION DISTRICT	TOTAL VOTERS	MATTHEW A. ROSENBAUM	JOHN M. OWENS	ELLEN M. YACKNIN	KIRK M. MILLER	MATTHEW A. ROSENBAUM	JOHN M. OWENS
			REP	REP	DEM	DEM	IND	IND
Leg. Dist. 27								
	14	340	32	23	80	82	7	7
	15	404	24	17	96	101	5	5
	16	466	24	18	108	114	9	8
	17	222	21	15	49	50	5	4
	18	318	12	11	72	74	9	8
	19	462	23	13	114	117	6	6
	20	250	11	8	64	63	1	7
	21	234	20	15	60	55	6	4
	22	508	28	28	125	138	8	9
	23	260	14	7	71	61	2	1
	27	420	40	37	90	72	12	9
	28	302	19	22	81	68	3	4
Leg. Dist. 27		10,498	801	657	2,599	2,463	187	166
Leg. Dist. 28								
	1	276	36	32	55	46	5	8
	2	392	53	41	90	80	9	5
	3	208	21	21	37	42	6	2
	4	490	68	49	95	86	12	5
	5	276	46	42	48	46	5	3
	6	320	39	35	66	57	11	9
	7	508	70	59	95	80	2	4
	8	378	36	29	75	74	6	5
	9	266	33	36	48	46	3	7
	10	226	25	25	50	43	5	4
	11	340	49	38	71	57	10	5
	12	198	23	18	43	40	3	1
	13/25	312	37	34	52	52	10	9
	14	312	45	36	58	56	8	7
	15	118	22	13	22	17	1	0
	16	304	49	35	51	45	9	4
	17	140	15	14	28	28	2	0
	18	438	71	57	88	73	11	6
	19/21	344	48	50	65	49	14	9
	22	166	15	12	37	38	0	3
	23	426	61	56	105	73	8	8
	24	72	13	7	11	8	2	2
Leg. Dist. 28		6,510	875	739	1,290	1,136	142	106
Leg. Dist. 29								
	1/2	154	10	9	30	33	3	2
	3	246	21	20	58	54	7	3
	4	462	57	55	87	77	13	16
	5/7	550	62	43	103	95	14	13
	6	338	45	35	64	64	10	9

STATE SUPREME COURT JUSTICE
7TH JUDICIAL DISTRICT
(VOTE FOR 2)
DETAIL
PART 1 OF 2

LEGISLATIVE DISTRICT OR TOWN	ELECTION DISTRICT	TOTAL VOTERS	MATTHEW A. ROSENBAUM	JOHN M. OWENS	ELLEN M. YACKNIN	KIRK M. MILLER	MATTHEW A. ROSENBAUM	JOHN M. OWENS
			REP	REP	DEM	DEM	IND	IND
Leg. Dist. 29								
	8	368	47	41	75	70	3	5
	9	322	41	35	77	72	6	2
	10	348	31	33	73	79	3	3
	11	336	54	53	65	51	5	3
	12	294	31	27	68	72	3	5
	13	290	13	10	49	55	5	6
	14	348	39	31	67	67	7	3
	15	262	19	17	55	52	5	4
	16	146	12	9	31	31	5	5
	17	8	0	0	1	1	0	0
	18	408	66	50	87	66	6	8
	19	300	32	30	71	60	8	4
	20	396	30	23	89	98	9	5
	21	422	48	35	94	87	11	8
	22	238	20	11	39	38	4	4
	23	374	21	15	61	61	3	5
	24	396	54	43	65	69	10	9
	25	442	64	54	69	75	6	7
	26	212	9	10	50	56	3	4
	27	92	9	10	26	25	0	0
Leg. Dist. 29		7,752	835	699	1,554	1,508	149	133
CITY		78,172	9,286	7,667	17,629	15,239	1,712	1,514
Brighton								
	1	604	122	92	153	130	8	6
	2	350	74	69	79	68	3	5
	3	458	116	98	83	69	6	5
	4	458	85	52	129	111	15	4
	5	472	92	55	131	101	5	7
	6	708	171	137	147	124	12	10
	7	410	74	67	93	74	10	8
	8	480	145	112	88	67	11	3
	9	458	78	59	127	102	13	6
	10	572	130	95	146	99	10	5
	11	572	114	98	144	113	8	6
	12	686	167	100	175	139	14	5
	13	444	110	78	93	70	11	6
	14	230	42	31	60	42	5	2
	15	358	76	68	78	52	12	8
	16	348	119	105	48	31	5	5
	17	340	59	20	95	106	9	4
	18	438	69	53	119	107	13	7
	19	374	75	38	112	78	8	5
	20	262	56	42	57	55	3	3

STATE SUPREME COURT JUSTICE
7TH JUDICIAL DISTRICT
(VOTE FOR 2)
DETAIL
PART 1 OF 2

LEGISLATIVE DISTRICT OR TOWN	ELECTION DISTRICT	TOTAL VOTERS	MATTHEW A. ROSENBAUM	JOHN M. OWENS	ELLEN M. YACKNIN	KIRK M. MILLER	MATTHEW A. ROSENBAUM	JOHN M. OWENS
			REP	REP	DEM	DEM	IND	IND
Brighton								
	21	420	81	56	118	90	8	8
	22	534	130	94	125	92	11	5
	23	496	120	77	125	98	16	7
	24	434	90	77	99	88	8	2
	25	396	69	44	121	89	9	4
	26	430	87	79	91	77	7	9
	27	466	99	65	119	97	10	5
	28	606	133	93	158	118	17	2
	29	336	83	62	62	58	8	7
	30	868	191	141	179	148	14	8
	31	468	109	74	110	91	9	3
	32	582	144	97	143	107	18	11
	33	614	158	118	133	111	15	7
	34	492	112	94	108	72	15	10
	35	450	95	50	130	94	9	6
	36	232	37	35	47	44	4	5
	37	494	105	67	132	99	13	6
	38	596	140	94	144	121	14	7
	39	422	92	70	99	72	16	11
	40	838	220	134	201	153	20	11
	41	480	97	74	122	100	10	10
	42	178	40	18	47	29	6	2
	43	512	108	82	123	98	11	6
	44	186	42	42	35	32	4	2
	45	228	44	40	44	30	6	2
	46	238	51	33	59	51	5	3
Brighton		21,018	4,651	3,379	5,031	3,997	464	269
Chili								
	1	400	116	101	52	39	1	2
	2	560	139	115	68	62	11	12
	3	478	114	95	75	56	11	9
	4	282	72	69	35	38	8	6
	5	434	104	95	76	53	4	7
	6	484	131	115	72	47	12	16
	7	246	54	48	38	33	7	6
	8	416	105	100	51	39	7	11
	9	524	120	107	69	50	22	17
	10	294	80	71	20	17	1	1
	11	322	90	83	51	41	3	1
	12	390	104	95	47	36	10	4
	13	578	164	145	71	62	11	7
	14	482	133	114	54	44	7	8
	15	398	106	96	57	30	9	8
	16	538	138	133	82	67	9	8

STATE SUPREME COURT JUSTICE
7TH JUDICIAL DISTRICT
(VOTE FOR 2)
DETAIL
PART 1 OF 2

LEGISLATIVE DISTRICT OR TOWN	ELECTION DISTRICT	TOTAL VOTERS	MATTHEW A. ROSENBAUM	JOHN M. OWENS	ELLEN M. YACKNIN	KIRK M. MILLER	MATTHEW A. ROSENBAUM	JOHN M. OWENS
			REP	REP	DEM	DEM	IND	IND
Chili								
	17	1,026	278	266	130	109	14	9
	18	318	78	70	53	35	12	9
	19	442	108	103	74	63	8	7
	20	566	137	116	86	71	8	5
	21	332	76	67	58	44	5	2
	22	300	75	57	42	38	5	5
	23	370	109	88	34	30	10	5
	24	590	135	121	88	78	15	12
	25	324	56	57	71	58	10	6
	26	486	119	103	71	52	13	10
	27	390	95	91	50	40	9	9
	28	334	85	70	57	43	3	3
	29	314	79	75	50	40	8	6
	30	166	42	39	24	22	5	8
	31	16	4	4	3	2	0	1
	32	302	76	69	45	33	1	2
	33	384	98	86	58	50	6	8
Chili		13,486	3,420	3,064	1,912	1,522	265	230
Clarkson								
	1	510	124	112	61	56	10	10
	2	468	115	114	67	56	4	7
	3	580	147	122	77	64	6	6
	4	640	180	170	64	49	7	6
	5	490	132	127	40	36	12	13
	6	398	92	87	55	45	7	1
Clarkson		3,086	790	732	364	306	46	43
East Rochester								
	1	522	109	97	81	67	19	15
	2	552	134	121	73	62	7	12
	3	534	126	115	88	62	3	7
	4	448	110	82	68	62	9	6
	5	366	88	76	51	48	4	2
	6	392	91	85	62	46	5	8
	7	484	104	88	82	74	9	10
East Rochester		3,298	762	664	505	421	56	60
Gates								
	1	340	81	73	56	48	7	5
	2	450	99	85	76	65	12	7
	3	304	64	59	59	51	4	5
	4	456	108	103	80	66	9	7
	5	670	189	165	105	67	9	8
	6	456	121	113	58	56	10	6

STATE SUPREME COURT JUSTICE
7TH JUDICIAL DISTRICT
(VOTE FOR 2)
DETAIL
PART 1 OF 2

LEGISLATIVE DISTRICT OR TOWN	ELECTION DISTRICT	TOTAL VOTERS	MATTHEW A. ROSENBAUM	JOHN M. OWENS	ELLEN M. YACKNIN	KIRK M. MILLER	MATTHEW A. ROSENBAUM	JOHN M. OWENS
			REP	REP	DEM	DEM	IND	IND
Gates								
	7	766	190	180	126	93	15	13
	8	394	117	101	62	47	5	7
	9	560	124	115	91	78	7	9
	10	252	53	54	47	38	3	4
	11	348	78	76	64	38	6	8
	12	316	67	60	60	53	7	7
	13	458	102	97	79	70	10	4
	14	320	76	62	46	33	3	4
	15	588	152	135	73	65	6	6
	16	356	69	67	68	62	6	7
	17	384	90	85	61	50	7	8
	18	386	96	89	51	44	8	5
	19	464	106	92	80	64	7	5
	20	424	95	79	85	66	12	5
	21	446	110	107	69	56	7	6
	22	368	87	78	59	46	8	5
	23	452	106	98	83	67	3	5
	24	412	96	79	67	56	8	5
	25	462	103	100	87	70	5	1
	26	470	108	97	91	77	9	9
	27	442	88	83	94	73	11	8
	28	336	73	73	59	57	8	3
	29	392	85	74	66	65	2	6
	30	260	44	39	59	49	6	5
	31	342	87	78	48	39	1	2
	32	514	123	119	96	67	6	7
	33	234	50	47	42	35	2	1
	34	352	91	83	48	47	4	5
	35	318	74	68	54	46	4	4
Gates		14,492	3,402	3,113	2,449	2,004	237	202
Greece								
	1	360	84	85	44	28	6	5
	2	356	96	94	43	30	7	5
	3	362	90	78	53	45	5	4
	4	304	75	74	49	36	2	3
	5	308	75	66	37	30	5	6
	6	314	60	66	39	41	8	5
	7	466	107	104	54	45	8	12
	8	362	86	81	42	35	14	14
	9	362	83	78	59	39	6	4
	10	384	83	73	64	42	9	10
	11	216	45	40	24	25	8	3
	12	260	52	50	41	24	8	7
	13	342	77	78	54	42	6	5

STATE SUPREME COURT JUSTICE
7TH JUDICIAL DISTRICT
(VOTE FOR 2)
DETAIL
PART 1 OF 2

LEGISLATIVE DISTRICT OR TOWN	ELECTION DISTRICT	TOTAL VOTERS	MATTHEW A. ROSENBAUM	JOHN M. OWENS	ELLEN M. YACKNIN	KIRK M. MILLER	MATTHEW A. ROSENBAUM	JOHN M. OWENS
			REP	REP	DEM	DEM	IND	IND
Greece								
	14	268	67	63	49	40	5	4
	15	274	68	67	27	23	8	4
	16	230	55	52	31	29	8	8
	17	408	110	94	40	36	8	8
	18	372	99	81	51	37	6	5
	19	316	78	68	38	31	9	7
	20	340	78	66	34	29	11	10
	21	376	84	84	49	36	7	5
	22	282	73	66	30	28	9	9
	23	692	153	145	99	76	16	12
	24	434	117	113	46	43	12	14
	25	450	92	91	52	38	11	13
	26	402	88	87	64	49	8	5
	27	316	84	83	33	32	10	5
	28	376	105	94	36	25	12	14
	29	342	82	80	51	40	5	8
	30	342	79	67	37	23	13	5
	31	326	82	69	50	35	9	8
	32	370	86	76	44	44	14	11
	33	330	95	89	30	22	5	4
	34	404	107	96	45	36	8	7
	35	426	115	99	52	48	5	7
	36	432	112	107	52	40	7	7
	37	292	61	59	38	32	5	4
	38	480	125	128	62	42	6	8
	39	212	62	36	29	27	0	2
	40	390	110	87	54	42	4	7
	41	506	113	108	63	48	15	10
	42	316	71	69	54	42	4	4
	43	258	63	68	18	17	4	4
	44	472	135	119	63	38	9	10
	45	422	123	120	44	29	7	7
	46	294	63	66	31	24	8	5
	47	468	110	98	70	52	8	9
	48	350	80	90	39	33	10	8
	49	322	82	77	47	32	3	5
	50	352	93	94	40	26	3	6
	51	298	79	75	36	36	3	3
	52	392	95	86	55	46	8	5
	53	292	71	64	37	31	6	4
	54	296	85	78	33	18	7	5
	55	308	74	64	38	37	10	9
	56	484	130	116	52	43	16	11
	57	312	73	63	44	40	8	1

STATE SUPREME COURT JUSTICE
7TH JUDICIAL DISTRICT
(VOTE FOR 2)
DETAIL
PART 1 OF 2

LEGISLATIVE DISTRICT OR TOWN	ELECTION DISTRICT	TOTAL VOTERS	MATTHEW A. ROSENBAUM	JOHN M. OWENS	ELLEN M. YACKNIN	KIRK M. MILLER	MATTHEW A. ROSENBAUM	JOHN M. OWENS
			REP	REP	DEM	DEM	IND	IND
Greece								
	58	382	98	95	54	42	5	4
	59	302	59	55	52	58	7	3
	60	276	56	50	35	35	9	10
	61	386	95	85	48	34	8	12
	62	444	105	100	64	45	5	8
	63	500	88	87	90	66	15	10
	64	322	79	75	44	39	12	9
	65	462	127	115	52	42	10	6
	66	222	51	46	34	31	3	2
	67	314	77	72	32	26	9	9
	68	470	131	117	51	31	13	12
	69	274	68	61	39	36	6	4
	70	398	100	102	41	35	12	10
	71	488	130	128	52	42	10	8
	72	366	105	91	39	28	3	5
	73	220	51	52	28	23	10	7
	74	250	62	67	37	23	4	6
	75	236	54	54	33	23	7	6
	76	292	92	85	30	22	4	6
	77	482	107	95	78	56	13	12
	78	376	91	96	38	36	5	4
	79	466	132	128	39	25	11	10
	80	452	124	119	41	30	10	8
	81	310	78	77	45	38	3	5
	82	256	53	50	43	30	4	5
	83	298	67	62	59	33	6	8
	84	482	128	127	60	45	9	11
	85	378	103	96	32	16	8	7
	86	486	152	143	50	35	5	5
	87	360	103	85	42	43	7	8
	88	320	82	73	45	30	9	7
	89	302	74	65	34	30	3	3
	90	332	99	76	28	21	4	3
	91	564	145	142	59	48	7	11
	92	588	143	132	76	66	13	9
	93	586	136	117	88	86	8	13
	94	334	80	68	46	41	11	10
	95	250	62	56	38	29	5	1
	96	404	104	85	46	39	10	11
	97	646	186	200	69	45	16	7
	98	426	104	95	57	46	4	5
	99	388	112	110	35	31	6	3
	100	406	111	108	42	34	8	10
	101	280	72	72	34	26	4	2

STATE SUPREME COURT JUSTICE
7TH JUDICIAL DISTRICT
(VOTE FOR 2)
DETAIL
PART 1 OF 2

LEGISLATIVE DISTRICT OR TOWN	ELECTION DISTRICT	TOTAL VOTERS	MATTHEW A. ROSENBAUM	JOHN M. OWENS	ELLEN M. YACKNIN	KIRK M. MILLER	MATTHEW A. ROSENBAUM	JOHN M. OWENS
			REP	REP	DEM	DEM	IND	IND
Greece								
	102	368	90	80	38	35	10	8
	103	404	98	99	49	36	5	9
	104	470	129	120	68	47	14	12
	105	262	77	78	29	24	4	3
	106	246	55	56	31	24	3	5
	107	198	61	58	17	11	5	5
	108	200	50	51	23	15	6	6
	109	290	67	58	36	29	9	8
Greece		39,634	9,923	9,283	4,960	3,898	839	761
Hamlin								
	1	372	87	81	55	37	7	4
	2	598	186	174	61	44	5	5
	3/11	386	97	92	39	38	4	8
	4	378	107	103	26	21	6	6
	5	402	108	104	30	28	5	4
	6	258	62	53	36	27	5	4
	7	604	168	154	72	62	9	7
	8	380	99	95	31	28	4	3
	9	330	100	82	26	17	6	3
	10	556	167	152	33	25	7	7
Hamlin		4,264	1,181	1,090	409	327	58	51
Henrietta								
	1	480	127	124	67	52	7	5
	2	292	78	72	34	29	11	6
	3	184	45	38	29	30	4	4
	4	368	81	59	85	72	8	4
	5	454	115	104	56	44	13	8
	6	402	103	94	56	38	4	5
	7	386	78	67	72	54	11	12
	8	380	82	75	53	51	6	9
	9	278	67	58	49	38	5	6
	10	362	90	84	51	46	7	7
	11	360	84	68	62	63	5	4
	12	400	101	86	67	62	7	6
	13	376	75	70	75	57	13	7
	14	282	74	68	43	38	5	6
	15	396	87	77	66	57	14	12
	16	280	65	59	47	46	9	4
	17	408	94	85	73	60	12	14
	18	436	100	83	71	62	14	12
	19	300	71	61	42	32	9	9
	20	360	92	79	61	49	8	5
	21	322	63	60	54	45	9	6

STATE SUPREME COURT JUSTICE
7TH JUDICIAL DISTRICT
(VOTE FOR 2)
DETAIL
PART 1 OF 2

LEGISLATIVE DISTRICT OR TOWN	ELECTION DISTRICT	TOTAL VOTERS	MATTHEW A. ROSENBAUM	JOHN M. OWENS	ELLEN M. YACKNIN	KIRK M. MILLER	MATTHEW A. ROSENBAUM	JOHN M. OWENS
			REP	REP	DEM	DEM	IND	IND
Henrietta								
	22	532	133	126	92	76	9	9
	23	388	86	78	68	60	7	3
	24	422	91	86	72	67	10	4
	25	416	108	104	54	41	10	10
	26	526	131	121	81	60	16	12
	27	528	142	126	78	58	11	8
	28	458	130	113	61	51	9	5
	29	384	83	70	75	60	13	5
	30	556	127	117	100	76	15	10
	31	260	43	39	53	42	7	7
	32	524	133	107	85	74	17	15
	33	308	70	63	52	39	4	4
	34	236	59	47	37	32	7	6
	35	354	91	77	59	47	9	7
Henrietta		13,398	3,199	2,845	2,180	1,808	325	256
Irondequoit								
	1	528	114	97	103	86	0	3
	2	434	105	89	87	58	3	4
	3	602	104	88	114	93	19	22
	4	468	121	104	80	56	7	6
	5	426	80	68	83	69	4	2
	6	758	155	146	162	117	11	17
	7	716	176	157	120	90	12	15
	8	480	112	106	78	64	10	6
	9	558	123	113	95	74	14	12
	10	562	140	139	90	57	11	18
	11	290	68	69	52	39	5	3
	12	394	74	64	77	62	13	8
	13	674	130	114	155	129	11	10
	14	648	126	116	124	93	9	9
	15	616	149	143	110	73	7	9
	16	602	135	122	111	90	9	5
	17	330	65	62	68	57	5	7
	18	558	125	112	96	79	9	12
	19	512	84	80	117	99	13	9
	20	484	110	112	88	67	5	9
	21	464	84	65	115	93	11	12
	22	522	119	118	88	66	12	10
	23	474	97	86	92	70	16	6
	24	406	87	80	90	69	3	2
	25	458	89	79	91	73	5	10
	26	312	68	61	54	48	4	1
	27	278	60	59	42	32	8	6
	28	400	84	78	64	45	6	7

STATE SUPREME COURT JUSTICE
7TH JUDICIAL DISTRICT
(VOTE FOR 2)
DETAIL
PART 1 OF 2

LEGISLATIVE DISTRICT OR TOWN	ELECTION DISTRICT	TOTAL VOTERS	MATTHEW A. ROSENBAUM	JOHN M. OWENS	ELLEN M. YACKNIN	KIRK M. MILLER	MATTHEW A. ROSENBAUM	JOHN M. OWENS
			REP	REP	DEM	DEM	IND	IND
Irondequoit	29	378	81	65	77	68	8	3
	30	452	94	94	72	59	8	12
	31	472	103	94	115	86	6	8
	32	462	101	92	100	67	9	7
	33	366	67	61	72	55	8	8
	34	682	156	136	110	95	15	14
	35	350	61	53	72	55	5	5
	36	250	42	33	62	54	4	4
	37	460	96	79	97	77	6	5
	38	272	52	32	59	52	3	9
	39	318	68	57	57	55	2	2
	40	334	74	62	53	51	9	11
	41	494	92	68	96	73	10	7
	42	492	102	104	83	62	6	8
	43	360	71	63	65	51	4	3
	44	860	203	174	150	118	16	18
	45	442	100	83	77	65	10	6
	46	480	101	86	92	74	5	7
	47	188	47	35	34	28	2	1
	48	506	120	102	95	63	8	10
	49	376	85	68	57	38	16	10
	50	304	58	47	63	58	3	1
	51	580	129	110	118	88	6	7
	52	496	88	86	96	86	12	12
	53	420	85	78	79	70	3	1
	54	146	31	28	24	19	3	2
	55	536	117	94	109	77	16	11
	56	490	107	92	90	70	8	6
	57	732	164	139	140	120	9	15
	58	510	109	104	84	66	11	13
	59	432	87	78	70	64	12	6
	60	474	100	97	88	64	8	6
	61	656	155	135	113	87	7	5
	62	506	112	99	85	57	9	4
	63	364	74	75	70	55	7	5
	64	286	62	50	54	42	4	1
	65	278	51	36	55	44	5	1
	66	208	27	27	46	34	5	2
	67	428	73	53	94	84	9	11
	68	530	121	113	94	73	9	12
	69	212	26	20	58	50	3	1
	70	154	35	31	28	24	2	3
	71/72	162	27	23	38	38	5	3
Irondequoit		31,852	6,738	5,983	6,037	4,764	558	526

STATE SUPREME COURT JUSTICE
7TH JUDICIAL DISTRICT
(VOTE FOR 2)
DETAIL
PART 1 OF 2

LEGISLATIVE DISTRICT OR TOWN	ELECTION DISTRICT	TOTAL VOTERS	MATTHEW A. ROSENBAUM	JOHN M. OWENS	ELLEN M. YACKNIN	KIRK M. MILLER	MATTHEW A. ROSENBAUM	JOHN M. OWENS
			REP	REP	DEM	DEM	IND	IND
Mendon								
	1	866	203	194	147	103	23	17
	2	770	151	145	132	104	24	16
	3	916	258	243	104	88	14	18
	4	714	151	132	128	104	17	11
	5	808	209	190	121	92	18	12
	6	684	159	155	116	86	10	7
	7	842	238	239	110	86	18	14
	8	346	77	74	60	45	2	3
	9	752	197	176	105	75	15	11
Mendon		6,698	1,643	1,548	1,023	783	141	109
Ogden								
	1	470	120	106	64	49	10	8
	2	532	158	133	53	41	10	14
	3	662	187	165	86	72	8	7
	4	394	119	105	51	30	2	3
	5	484	128	126	63	49	10	9
	6	494	106	97	89	68	8	11
	7	262	72	68	36	29	7	6
	8	416	105	111	45	41	5	5
	9	504	122	114	68	46	7	7
	10	342	85	82	41	36	6	6
	11	436	121	109	43	37	9	9
	12	460	112	102	57	51	13	12
	13	414	99	82	62	46	6	11
	14	334	92	86	46	36	4	3
	15	536	132	109	77	56	13	12
	16	322	98	90	37	33	3	5
	17	364	105	91	42	40	6	5
	18	388	94	86	46	39	8	12
	19	502	134	122	63	52	10	11
	20	580	162	151	66	50	9	9
Ogden		8,896	2,351	2,135	1,135	901	154	165
Parma								
	1	418	111	102	49	34	9	5
	2	444	117	117	57	34	4	7
	3	348	91	85	40	23	7	10
	4	386	101	96	47	35	8	7
	5	354	99	101	28	26	3	7
	6	200	57	58	14	13	2	3
	7	382	105	93	34	22	5	7
	8	510	139	122	67	46	9	5
	9	388	103	96	49	29	8	9
	10	444	119	106	49	36	5	6

STATE SUPREME COURT JUSTICE
7TH JUDICIAL DISTRICT
(VOTE FOR 2)
DETAIL
PART 1 OF 2

LEGISLATIVE DISTRICT OR TOWN	ELECTION DISTRICT	TOTAL VOTERS	MATTHEW A. ROSENBAUM	JOHN M. OWENS	ELLEN M. YACKNIN	KIRK M. MILLER	MATTHEW A. ROSENBAUM	JOHN M. OWENS
			REP	REP	DEM	DEM	IND	IND
Parma								
	11	408	111	106	48	33	7	8
	12	354	85	80	53	44	7	8
	13	548	153	142	62	59	8	12
	14	346	102	93	36	29	3	5
	15	336	89	77	34	21	8	7
Parma		5,866	1,582	1,474	667	484	93	106
Penfield								
	1	216	50	44	34	20	6	6
	2	496	126	101	70	51	12	10
	3	410	108	81	54	44	7	9
	4	406	115	98	44	33	7	8
	5	522	124	92	97	77	13	11
	6	350	99	87	45	33	7	4
	7	546	164	116	75	64	10	8
	8	438	131	91	58	50	13	6
	9	656	193	150	105	75	17	10
	10	420	103	90	65	50	13	5
	11	328	92	68	40	35	7	4
	12	590	198	159	76	55	8	5
	13	638	143	128	108	87	17	14
	14	550	142	126	79	67	7	10
	15	564	152	128	88	61	15	9
	16	274	73	57	42	37	8	4
	17	464	134	118	62	43	13	7
	18	390	107	87	65	50	9	10
	19	712	199	157	110	90	17	10
	20	534	149	127	71	58	13	10
	21	554	144	105	78	75	18	4
	22	474	116	90	102	69	6	6
	23	614	168	136	97	73	13	16
	24	654	201	156	83	56	18	12
	25	448	126	107	61	52	3	6
	26	308	85	66	50	34	6	4
	27	608	164	147	88	65	18	14
	28	346	104	83	44	36	8	4
	29	624	155	123	96	74	16	10
	30	590	160	126	78	61	20	14
	31	334	84	57	59	47	11	6
	32	364	106	84	60	42	8	8
	33	448	138	98	66	54	6	7
	34	298	78	68	37	23	9	6
	35	494	124	103	101	63	11	7
	36	348	98	88	46	34	8	7
	37	460	137	116	62	52	7	8

STATE SUPREME COURT JUSTICE
7TH JUDICIAL DISTRICT
(VOTE FOR 2)
DETAIL
PART 1 OF 2

LEGISLATIVE DISTRICT OR TOWN	ELECTION DISTRICT	TOTAL VOTERS	MATTHEW A. ROSENBAUM	JOHN M. OWENS	ELLEN M. YACKNIN	KIRK M. MILLER	MATTHEW A. ROSENBAUM	JOHN M. OWENS
			REP	REP	DEM	DEM	IND	IND
Penfield								
	38	264	74	67	43	36	2	1
	39	246	78	65	29	25	3	6
	40	366	102	84	43	41	8	5
	41	290	91	75	31	21	10	6
	42	274	77	68	46	28	6	8
Penfield		18,910	5,212	4,217	2,788	2,141	434	325
Perinton								
	1	518	147	136	89	61	4	3
	2	482	145	126	72	51	8	12
	3	518	147	131	85	57	10	7
	4	406	117	109	63	48	8	8
	5	208	55	40	37	29	5	4
	6	420	107	86	67	54	7	6
	7	530	137	125	90	63	16	13
	8	426	119	110	59	47	9	7
	9	570	167	148	75	48	14	10
	10	424	104	100	72	49	2	4
	11	298	76	71	50	36	6	6
	12	418	107	89	74	46	11	7
	13	366	118	102	49	33	2	2
	14	466	139	119	59	48	9	5
	15	318	81	76	54	42	8	3
	16	366	109	102	41	34	7	4
	17	544	137	123	117	80	6	6
	18	436	126	105	68	42	6	4
	19	376	105	93	59	37	10	9
	20	516	149	129	85	64	10	7
	21	500	118	110	68	54	13	11
	22	332	84	78	49	37	8	4
	23	486	143	120	68	57	9	9
	24	772	225	203	108	85	9	11
	25	368	89	76	60	44	3	4
	26	524	152	131	78	53	12	11
	27	414	123	116	48	39	7	7
	28	356	94	79	55	50	6	9
	29	276	75	72	37	26	13	7
	30	340	105	83	48	30	6	9
	31	490	149	124	70	51	13	7
	32	366	100	79	66	51	7	5
	33	486	142	124	90	57	7	2
	34	502	149	138	63	56	13	9
	35	330	95	88	51	36	5	4
	36	228	62	49	46	28	1	4
	37	418	103	87	69	52	8	8

STATE SUPREME COURT JUSTICE
7TH JUDICIAL DISTRICT
(VOTE FOR 2)
DETAIL
PART 1 OF 2

LEGISLATIVE DISTRICT OR TOWN	ELECTION DISTRICT	TOTAL VOTERS	MATTHEW A. ROSENBAUM	JOHN M. OWENS	ELLEN M. YACKNIN	KIRK M. MILLER	MATTHEW A. ROSENBAUM	JOHN M. OWENS
			REP	REP	DEM	DEM	IND	IND
Perinton								
	38	584	152	138	86	65	13	5
	39	400	125	103	45	33	3	7
	40	298	79	66	52	33	8	7
	41	296	90	75	30	19	6	5
	42	332	97	86	48	37	7	4
	43	642	173	163	96	67	10	9
	44	372	110	91	55	47	9	8
	45	694	214	189	74	60	10	9
	46	216	57	52	27	24	2	3
	47	376	104	98	47	37	7	4
	48	302	84	85	39	28	5	1
	49	380	110	101	60	44	8	9
	50	136	22	16	37	30	3	7
	51	382	130	123	31	25	9	5
	52	392	114	102	53	44	6	2
	53	378	97	83	69	50	5	5
	54	614	179	159	90	50	12	4
	55	438	139	125	64	47	6	7
	56	378	123	112	39	31	5	4
Perinton		23,404	6,599	5,844	3,481	2,546	432	353
Pittsford								
	1	490	122	101	87	65	10	5
	2	538	120	107	105	96	13	11
	3	832	267	223	106	73	16	12
	4	532	143	127	86	60	9	7
	5	396	89	89	78	62	5	1
	6	366	78	63	84	50	6	3
	7	270	69	67	42	34	4	3
	8	546	186	162	69	37	7	4
	9	556	148	143	99	61	8	4
	10	306	82	80	41	30	6	8
	11	486	137	113	58	50	4	7
	12	394	92	84	73	65	9	5
	13	410	108	94	83	58	8	9
	14	668	205	163	102	67	9	9
	15	266	53	55	51	40	7	4
	16	404	111	96	67	51	8	7
	17	514	123	103	103	76	8	7
	18	434	119	105	74	61	8	7
	19	390	106	97	60	45	5	7
	20	528	144	119	101	67	11	4
	21	488	129	105	100	74	7	4
	22	568	157	131	107	71	5	7
	23	476	134	121	69	47	9	2

STATE SUPREME COURT JUSTICE
7TH JUDICIAL DISTRICT
(VOTE FOR 2)
DETAIL
PART 1 OF 2

LEGISLATIVE DISTRICT OR TOWN	ELECTION DISTRICT	TOTAL VOTERS	MATTHEW A. ROSENBAUM	JOHN M. OWENS	ELLEN M. YACKNIN	KIRK M. MILLER	MATTHEW A. ROSENBAUM	JOHN M. OWENS
			REP	REP	DEM	DEM	IND	IND
Pittsford								
	24	530	178	151	72	45	7	5
	25	570	171	136	101	73	5	7
	26	522	125	115	100	68	15	7
	27	384	100	81	65	56	8	2
	28	396	106	94	69	42	6	6
	29	484	142	120	73	57	7	10
	30	406	107	83	77	60	11	2
	31	448	135	101	82	47	7	6
	32	562	139	117	97	73	11	12
	33	434	131	123	61	41	6	6
	34	266	79	68	41	28	5	3
Pittsford		15,860	4,335	3,737	2,683	1,930	270	203
Riga								
	1	880	184	170	64	50	40	44
	2	784	175	165	54	52	35	36
	3	624	124	110	52	37	41	38
	4	770	162	141	76	50	35	42
	5	690	128	117	41	29	29	34
	6	676	111	111	37	32	55	59
Riga		4,424	884	814	324	250	235	253
Rush								
	1	648	165	152	91	73	10	7
	2	518	137	125	66	55	12	9
	3	690	179	161	95	76	13	11
	4	582	140	127	89	70	13	11
Rush		2,438	621	565	341	274	48	38
Sweden								
	1	422	94	86	56	49	14	14
	2	244	53	46	44	34	4	7
	3	522	126	122	73	59	8	13
	4	572	137	128	89	72	9	5
	5	170	40	35	32	27	2	2
	6	434	92	91	61	50	8	4
	7	554	133	121	98	77	7	7
	8	328	84	72	43	33	10	5
	9	302	70	61	39	37	5	2
	10	630	151	132	94	81	12	13
	11	152	29	21	20	18	3	4
	12	402	106	99	44	41	3	4
Sweden		4,732	1,115	1,014	693	578	85	80
Webster								

STATE SUPREME COURT JUSTICE
7TH JUDICIAL DISTRICT
(VOTE FOR 2)
DETAIL
PART 1 OF 2

LEGISLATIVE DISTRICT OR TOWN	ELECTION DISTRICT	TOTAL VOTERS	MATTHEW A. ROSENBAUM	JOHN M. OWENS	ELLEN M. YACKNIN	KIRK M. MILLER	MATTHEW A. ROSENBAUM	JOHN M. OWENS
			REP	REP	DEM	DEM	IND	IND
Webster								
	1	642	164	139	107	81	13	17
	2	470	103	93	80	67	13	8
	3	552	156	142	85	66	7	10
	4	326	76	64	53	44	12	9
	5	572	131	119	89	72	13	19
	6	470	126	113	81	50	5	5
	7	644	143	130	115	98	15	11
	8	510	141	120	76	53	10	12
	9	684	186	166	99	65	18	19
	10	706	195	174	107	65	12	8
	11	382	93	86	65	50	9	12
	12	664	171	157	96	67	17	12
	13	548	134	127	91	62	15	12
	14	502	125	105	90	70	7	10
	15	368	83	68	73	56	9	6
	16	432	116	111	75	58	5	7
	17	396	107	101	55	33	4	9
	18	398	99	91	71	53	5	7
	19	714	188	174	110	75	14	18
	20	546	134	127	88	63	15	18
	21	594	170	150	75	65	13	14
	22	610	155	142	99	77	10	11
	23	506	137	127	79	57	8	6
	24	986	243	214	162	120	16	12
	25	480	102	91	91	69	13	11
	26	410	116	100	55	46	4	5
	27	420	116	100	66	49	5	4
	28	412	101	93	67	48	10	10
	29	442	103	94	83	60	10	6
	30	354	73	62	62	58	7	5
	31	518	149	125	57	47	8	7
	32	524	123	117	82	67	10	5
	33	586	147	134	105	72	11	7
	34	282	80	74	38	30	4	1
	35	314	80	61	63	36	8	7
	36	490	138	125	70	52	12	5
	37	616	161	138	95	82	11	10
	38	682	168	135	127	95	13	13
	39	496	141	129	79	64	10	10
	40	744	188	176	124	100	11	12
	41	488	130	113	73	54	8	7
	42	490	124	114	77	58	7	3
	43	350	96	82	51	38	8	7
Webster		22,320	5,712	5,103	3,586	2,692	435	407

STATE SUPREME COURT JUSTICE
 7TH JUDICIAL DISTRICT
 (VOTE FOR 2)
 DETAIL
 PART 1 OF 2

LEGISLATIVE DISTRICT OR TOWN	ELECTION DISTRICT	TOTAL VOTERS	MATTHEW A. ROSENBAUM	JOHN M. OWENS	ELLEN M. YACKNIN	KIRK M. MILLER	MATTHEW A. ROSENBAUM	JOHN M. OWENS
			REP	REP	DEM	DEM	IND	IND
Wheatland	1	434	105	91	61	49	6	5
	2	466	118	93	64	55	11	9
	3	442	106	91	69	56	14	8
	4	362	86	83	47	46	3	5
	5	414	111	107	37	33	13	10
Wheatland		2,118	526	465	278	239	47	37
TOWNS		260,194	64,646	57,069	40,846	31,865	5,222	4,474
GRAND TOTAL:		338,366	73,932	64,736	58,475	47,104	6,934	5,988

STATE SUPREME COURT JUSTICE
7TH JUDICIAL DISTRICT
(VOTE FOR 2)
DETAIL
PART 2 OF 2

LEGISLATIVE DISTRICT OR TOWN	ELECTION DISTRICT	TOTAL VOTERS	MATTHEW A. ROSENBAUM	JOHN M. OWENS	ELLEN M. YACKNIN	KEVIN FINNEGAN	SCATTER	BLANK AND VOID
			CON	CON	WOR	WOR		
Leg. Dist. 06								
	1	840	13	17	15	11	0	189
	2	348	6	6	7	8	0	95
	3	530	11	11	10	5	0	146
	4	568	17	23	12	14	0	105
	5	516	14	16	12	14	0	87
	6	476	9	11	10	6	0	120
Leg. Dist. 06		3,278	70	84	66	58	0	742
Leg. Dist. 07								
	1	768	10	15	6	10	0	162
	2	492	13	13	9	12	0	133
	3	378	8	10	4	7	2	87
Leg. Dist. 07		1,638	31	38	19	29	2	382
Leg. Dist. 21								
	1	520	14	16	15	12	2	122
	2	448	4	5	4	5	0	94
	3	250	4	4	3	2	0	75
	4	312	7	4	3	2	0	98
	5/16	580	10	11	18	17	0	116
	6	370	2	3	16	13	0	81
	7	712	10	9	20	9	0	159
	8/28	206	4	4	12	9	0	47
	9	384	4	7	12	7	0	73
	10	596	2	2	6	7	0	87
	11	216	7	2	4	5	0	65
	12	522	5	7	18	8	0	113
	13	238	1	1	14	11	0	73
	14	714	15	21	13	13	0	145
	15	514	8	8	10	6	0	118
	17	438	5	5	12	11	0	90
	18	338	1	3	2	0	0	92
	19	156	1	1	1	4	0	48
	20	274	4	5	12	5	0	47
	21	406	4	0	4	7	0	118
	22	388	1	2	6	6	0	121
	23/32	322	7	4	4	5	0	89
	24	570	4	7	22	20	0	109
	25	368	9	5	7	4	0	77
	26	264	0	1	0	3	0	94
	27	210	2	2	1	1	0	80
	29/30	164	3	3	1	2	0	42
	31/34	188	1	3	2	2	0	59
	33	200	5	2	1	2	0	25

STATE SUPREME COURT JUSTICE
7TH JUDICIAL DISTRICT
(VOTE FOR 2)
DETAIL
PART 2 OF 2

LEGISLATIVE DISTRICT OR TOWN	ELECTION DISTRICT	TOTAL VOTERS	MATTHEW A. ROSENBAUM	JOHN M. OWENS	ELLEN M. YACKNIN	KEVIN FINNEGAN	SCATTER	BLANK AND VOID
			CON	CON	WOR	WOR		
Leg. Dist. 21		10,868	144	147	243	198	2	2,557
Leg. Dist. 22								
	1	414	5	3	4	6	0	122
	2	102	1	3	1	0	0	32
	3	316	1	0	2	1	0	145
	4	106	0	2	2	0	0	41
	5	266	0	0	2	0	0	110
	6	230	1	3	1	1	0	86
	7	124	0	0	1	0	0	34
	8	260	4	3	3	3	0	78
	9	154	1	4	2	1	0	64
	10	190	1	1	0	2	0	60
	11	272	4	4	2	4	0	96
	12	184	0	1	1	1	0	70
	13	102	0	1	2	0	1	31
	14	312	1	1	2	2	0	103
	15	290	4	1	2	4	0	91
	16	122	0	0	1	1	0	43
	17	122	4	5	2	0	0	28
	18	146	2	2	1	0	0	59
	19	180	3	3	1	4	0	56
	20	266	3	2	0	2	0	108
	21	216	4	4	3	1	0	92
	22	282	2	2	3	1	0	117
	23	186	2	1	2	3	0	68
	24	166	1	1	1	1	0	62
Leg. Dist. 22		5,008	44	47	41	38	1	1,796
Leg. Dist. 23								
	1	244	3	3	9	8	0	51
	2	460	9	8	18	24	0	99
	3	324	4	5	14	14	0	66
	4	672	6	9	25	13	0	84
	5	376	1	1	12	15	0	60
	6	264	5	7	2	3	0	41
	7	422	2	3	21	19	0	71
	8	380	5	5	17	10	0	61
	9	298	3	4	8	6	0	49
	10	402	3	6	15	9	0	65
	11	448	8	9	12	18	0	57
	12	612	7	8	10	12	0	102
	13	412	8	11	10	10	0	86
	14	314	3	4	16	13	0	51
	15	234	2	3	9	6	0	45
	16	440	6	3	9	13	0	88

STATE SUPREME COURT JUSTICE
7TH JUDICIAL DISTRICT
(VOTE FOR 2)
DETAIL
PART 2 OF 2

LEGISLATIVE DISTRICT OR TOWN	ELECTION DISTRICT	TOTAL VOTERS	MATTHEW A. ROSENBAUM	JOHN M. OWENS	ELLEN M. YACKNIN	KEVIN FINNEGAN	SCATTER	BLANK AND VOID
			CON	CON	WOR	WOR		
Leg. Dist. 23								
	17	662	13	13	20	19	0	118
	18	606	12	11	13	13	0	124
	19	512	5	4	8	8	2	121
	20	566	5	5	21	12	0	99
	21	488	5	6	14	15	0	80
	22	374	7	7	8	14	0	56
	23	214	2	5	10	12	0	48
	24	520	7	5	1	5	0	108
	25	812	12	9	22	13	0	137
	26	906	11	16	20	10	0	146
	27	398	9	10	6	9	0	68
Leg. Dist. 23		12,360	163	180	350	323	2	2,181
Leg. Dist. 24								
	1	650	7	7	46	32	1	102
	2	474	3	3	22	14	0	98
	3	538	7	7	17	15	0	91
	4	500	8	7	22	18	0	99
	5	538	4	6	16	18	0	73
	6	322	4	3	8	9	0	62
	7	348	3	4	9	9	0	62
	8	448	7	6	15	14	0	61
	9	320	8	7	14	14	0	47
	10	520	3	2	33	17	0	106
	11	360	5	3	3	5	0	116
	12	254	2	1	1	3	0	54
	13	446	8	9	17	13	0	77
	14	492	4	8	24	18	0	107
	15	592	9	8	14	22	0	127
	16	432	5	3	13	11	0	69
	17	180	2	1	3	6	0	45
Leg. Dist. 24		7,414	89	85	277	238	1	1,396
Leg. Dist. 25								
	1	480	5	8	9	7	0	119
	2	316	3	4	5	3	0	118
	3	508	4	4	5	4	0	178
	4	90	0	1	1	0	0	43
	5	278	4	1	3	0	0	110
	6	416	2	1	25	18	1	121
	7	326	1	1	2	1	0	130
	8	426	3	3	1	4	0	148
	9	220	1	1	3	2	0	59
	10	374	3	1	9	3	0	98
	11	294	1	3	5	7	0	105

STATE SUPREME COURT JUSTICE
7TH JUDICIAL DISTRICT
(VOTE FOR 2)
DETAIL
PART 2 OF 2

LEGISLATIVE DISTRICT OR TOWN	ELECTION DISTRICT	TOTAL VOTERS	MATTHEW A. ROSENBAUM	JOHN M. OWENS	ELLEN M. YACKNIN	KEVIN FINNEGAN	SCATTER	BLANK AND VOID
			CON	CON	WOR	WOR		
Leg. Dist. 25								
	12	528	3	2	30	19	0	103
	13	308	3	2	4	1	0	114
	14/24	594	6	4	20	19	0	123
	15	254	0	0	4	4	0	88
	16/23	98	2	0	10	7	0	10
	17	174	0	1	0	0	0	71
	18	456	9	9	12	9	0	124
	19	16	1	2	0	0	0	2
	20/25	438	6	3	11	6	0	136
	21	184	3	2	2	5	0	39
	22	268	2	3	6	6	0	58
Leg. Dist. 25		7,046	62	56	167	125	1	2,097
Leg. Dist. 26								
	1	300	4	6	6	5	0	66
	2	148	2	1	5	5	0	45
	3	336	10	11	5	7	0	79
	4	422	18	17	5	9	0	87
	5	384	11	13	4	3	1	76
	7	440	13	7	6	2	0	111
	8	412	10	10	4	4	0	133
	9	506	15	18	9	5	0	117
	10	446	11	9	10	8	0	96
	11	498	6	8	11	6	0	117
	12	576	6	9	16	14	0	132
	13/15	412	6	6	12	10	0	89
	14	404	7	8	11	12	0	79
	16	508	9	8	11	7	0	129
	17	8	1	1	0	0	0	2
Leg. Dist. 26		5,800	129	132	115	97	1	1,358
Leg. Dist. 27								
	1	488	5	7	7	7	0	106
	2	484	10	8	3	2	1	118
	3	508	10	8	15	11	0	102
	4	554	7	4	8	11	0	155
	5	528	7	4	16	15	0	152
	6	456	5	7	5	6	0	143
	7	460	4	4	13	4	0	123
	8	450	3	1	6	9	0	153
	9	542	2	0	18	11	0	136
	10	470	8	5	14	7	0	125
	11	536	8	8	15	11	0	137
	12	390	2	2	6	3	0	115
	13	446	2	3	6	4	0	138

STATE SUPREME COURT JUSTICE
7TH JUDICIAL DISTRICT
(VOTE FOR 2)
DETAIL
PART 2 OF 2

LEGISLATIVE DISTRICT OR TOWN	ELECTION DISTRICT	TOTAL VOTERS	MATTHEW A. ROSENBAUM	JOHN M. OWENS	ELLEN M. YACKNIN	KEVIN FINNEGAN	SCATTER	BLANK AND VOID
			CON	CON	WOR	WOR		
Leg. Dist. 27								
	14	340	2	4	9	4	1	89
	15	404	5	3	3	3	0	142
	16	466	6	8	12	9	0	150
	17	222	2	4	4	3	0	65
	18	318	3	3	6	5	0	115
	19	462	9	9	3	8	0	154
	20	250	4	1	3	1	0	87
	21	234	2	4	2	3	0	63
	22	508	4	4	6	7	0	151
	23	260	2	1	3	2	0	96
	27	420	5	2	9	9	0	135
	28	302	4	1	5	3	0	92
Leg. Dist. 27		10,498	121	105	197	158	2	3,042
Leg. Dist. 28								
	1	276	1	1	1	2	0	89
	2	392	8	10	1	3	0	92
	3	208	4	4	3	5	0	63
	4	490	7	9	6	3	0	150
	5	276	4	4	4	3	0	71
	6	320	4	5	3	2	1	88
	7	508	7	5	4	9	0	173
	8	378	3	4	6	4	0	136
	9	266	5	4	5	2	0	77
	10	226	11	8	6	7	0	42
	11	340	4	7	7	7	0	85
	12	198	2	3	6	7	0	52
	13/25	312	11	9	7	6	0	85
	14	312	6	3	2	5	0	86
	15	118	4	7	1	3	0	28
	16	304	5	8	5	5	0	88
	17	140	2	2	1	0	0	48
	18	438	4	7	8	10	0	103
	19/21	344	9	9	7	6	0	78
	22	166	3	2	6	1	0	49
	23	426	7	11	4	3	0	90
	24	72	1	3	1	3	0	21
Leg. Dist. 28		6,510	112	125	94	96	1	1,794
Leg. Dist. 29								
	1/2	154	1	1	2	4	0	59
	3	246	0	3	3	3	0	74
	4	462	1	2	5	5	0	144
	5/7	550	9	4	6	5	0	196
	6	338	7	7	3	5	0	89

STATE SUPREME COURT JUSTICE
 7TH JUDICIAL DISTRICT
 (VOTE FOR 2)
 DETAIL
 PART 2 OF 2

LEGISLATIVE DISTRICT OR TOWN	ELECTION DISTRICT	TOTAL VOTERS	MATTHEW A. ROSENBAUM	JOHN M. OWENS	ELLEN M. YACKNIN	KEVIN FINNEGAN	SCATTER	BLANK AND VOID
			CON	CON	WOR	WOR		
Leg. Dist. 29	8	368	2	1	7	3	0	114
	9	322	5	3	1	4	0	76
	10	348	8	7	3	4	0	104
	11	336	8	6	2	3	0	86
	12	294	4	4	3	1	0	76
	13	290	6	3	7	2	0	134
	14	348	8	8	5	5	0	108
	15	262	2	1	1	1	0	105
	16	146	0	0	2	1	0	50
	17	8	1	1	0	0	0	4
	18	408	11	9	2	4	1	98
	19	300	5	5	3	4	0	78
	20	396	2	6	4	6	0	124
	21	422	6	5	7	6	0	115
	22	238	3	3	4	1	0	111
	23	374	1	4	2	1	0	200
	24	396	12	9	2	6	0	117
	25	442	7	10	6	6	0	138
	26	212	3	1	4	4	0	68
	27	92	2	1	0	0	0	19
Leg. Dist. 29		7,752	114	104	84	84	1	2,487
CITY		78,172	1,079	1,103	1,653	1,444	14	19,832
Brighton	1	604	8	11	11	13	0	50
	2	350	10	8	8	5	0	21
	3	458	7	8	9	8	0	49
	4	458	5	4	8	6	0	39
	5	472	5	4	16	11	0	45
	6	708	11	11	13	9	0	63
	7	410	12	14	6	4	0	48
	8	480	5	3	1	6	0	39
	9	458	7	9	11	8	0	38
	10	572	5	5	6	6	0	65
	11	572	10	5	11	6	0	57
	12	686	12	12	8	7	0	47
	13	444	7	10	5	5	0	49
	14	230	2	1	6	5	0	34
	15	358	7	8	7	4	0	38
	16	348	3	2	1	1	0	28
	17	340	1	0	3	2	0	41
	18	438	9	9	8	7	0	37
	19	374	6	6	2	2	0	42
	20	262	8	8	3	3	0	24

STATE SUPREME COURT JUSTICE
7TH JUDICIAL DISTRICT
(VOTE FOR 2)
DETAIL
PART 2 OF 2

LEGISLATIVE DISTRICT OR TOWN	ELECTION DISTRICT	TOTAL VOTERS	MATTHEW A. ROSENBAUM	JOHN M. OWENS	ELLEN M. YACKNIN	KEVIN FINNEGAN	SCATTER	BLANK AND VOID
			CON	CON	WOR	WOR		
Brighton								
	21	420	5	6	8	6	0	34
	22	534	9	8	3	4	0	53
	23	496	5	5	6	2	0	35
	24	434	10	8	8	1	0	43
	25	396	10	6	6	3	0	35
	26	430	9	11	5	5	0	50
	27	466	7	10	7	5	0	42
	28	606	7	5	3	4	0	66
	29	336	8	7	3	1	0	37
	30	868	2	2	7	8	0	168
	31	468	4	6	3	4	0	55
	32	582	7	7	4	10	0	34
	33	614	12	10	4	4	0	42
	34	492	12	12	8	2	0	47
	35	450	6	5	8	7	0	40
	36	232	7	7	1	4	0	41
	37	494	6	2	8	8	0	48
	38	596	9	8	8	6	0	45
	39	422	9	8	9	7	0	29
	40	838	6	8	12	7	0	66
	41	480	2	2	6	9	0	48
	42	178	5	4	1	1	0	25
	43	512	11	10	6	4	0	53
	44	186	2	4	5	3	0	15
	45	228	14	12	5	5	0	26
	46	238	5	5	2	3	0	21
Brighton		21,018	329	316	289	241	0	2,052
Chili								
	1	400	14	11	1	5	0	58
	2	560	22	20	10	7	1	93
	3	478	18	20	9	9	0	62
	4	282	8	9	4	2	0	31
	5	434	13	13	7	8	0	54
	6	484	12	10	6	4	0	59
	7	246	8	8	3	4	0	37
	8	416	24	23	4	4	0	48
	9	524	16	14	4	4	0	101
	10	294	24	25	4	6	0	45
	11	322	9	12	3	2	0	27
	12	390	14	14	4	8	0	54
	13	578	12	13	7	10	0	76
	14	482	30	31	2	2	0	57
	15	398	17	18	7	10	0	40
	16	538	17	19	5	5	0	55

STATE SUPREME COURT JUSTICE
7TH JUDICIAL DISTRICT
(VOTE FOR 2)
DETAIL
PART 2 OF 2

LEGISLATIVE DISTRICT OR TOWN	ELECTION DISTRICT	TOTAL VOTERS	MATTHEW A. ROSENBAUM	JOHN M. OWENS	ELLEN M. YACKNIN	KEVIN FINNEGAN	SCATTER	BLANK AND VOID
			CON	CON	WOR	WOR		
Chili								
	17	1,026	32	32	7	9	0	140
	18	318	10	10	5	6	0	30
	19	442	14	12	4	1	0	48
	20	566	25	25	9	11	0	73
	21	332	15	15	3	3	0	44
	22	300	14	13	4	5	0	42
	23	370	15	16	4	8	0	51
	24	590	26	28	8	1	1	77
	25	324	9	11	4	4	0	38
	26	486	16	19	3	5	0	75
	27	390	20	25	5	3	0	43
	28	334	8	8	1	3	0	53
	29	314	11	10	4	4	0	27
	30	166	3	5	1	1	0	16
	31	16	0	0	1	0	0	1
	32	302	14	17	3	6	0	36
	33	384	15	15	8	4	2	34
Chili		13,486	505	521	154	164	4	1,725
Clarkson								
	1	510	26	28	5	4	0	74
	2	468	11	8	7	4	1	74
	3	580	22	24	6	8	0	98
	4	640	19	23	6	6	0	110
	5	490	26	20	7	11	0	66
	6	398	16	15	4	8	0	68
Clarkson		3,086	120	118	35	41	1	490
East Rochester								
	1	522	10	12	7	8	0	97
	2	552	12	8	7	7	0	109
	3	534	5	9	8	9	0	102
	4	448	10	9	7	11	0	74
	5	366	10	8	3	9	0	67
	6	392	7	7	8	4	0	69
	7	484	15	15	20	12	0	55
East Rochester		3,298	69	68	60	60	0	573
Gates								
	1	340	9	11	3	4	0	43
	2	450	9	10	3	3	0	81
	3	304	9	9	4	3	0	37
	4	456	14	14	2	2	0	51
	5	670	15	17	9	5	0	81
	6	456	8	8	6	8	0	62

STATE SUPREME COURT JUSTICE
 7TH JUDICIAL DISTRICT
 (VOTE FOR 2)
 DETAIL
 PART 2 OF 2

LEGISLATIVE DISTRICT OR TOWN	ELECTION DISTRICT	TOTAL VOTERS	MATTHEW A. ROSENBAUM	JOHN M. OWENS	ELLEN M. YACKNIN	KEVIN FINNEGAN	SCATTER	BLANK AND VOID
			CON	CON	WOR	WOR		
Gates								
	7	766	20	15	6	7	0	101
	8	394	7	6	0	0	0	42
	9	560	9	10	4	4	0	109
	10	252	7	7	1	1	0	37
	11	348	11	10	3	6	0	48
	12	316	7	8	1	2	0	44
	13	458	13	12	3	2	0	66
	14	320	6	7	2	4	0	77
	15	588	19	17	7	8	0	100
	16	356	12	14	1	1	0	49
	17	384	12	9	2	4	0	56
	18	386	19	16	2	2	0	54
	19	464	12	16	2	3	0	77
	20	424	9	8	8	5	0	52
	21	446	6	8	1	1	0	75
	22	368	14	16	4	4	0	47
	23	452	19	19	3	1	0	48
	24	412	9	6	2	4	0	80
	25	462	5	6	3	6	0	76
	26	470	18	19	4	3	0	35
	27	442	13	10	5	5	0	52
	28	336	5	4	4	3	0	47
	29	392	15	15	7	8	0	49
	30	260	3	6	0	1	0	48
	31	342	12	13	2	3	0	57
	32	514	12	13	6	4	0	61
	33	234	8	6	3	2	0	38
	34	352	11	12	3	3	0	45
	35	318	6	7	5	3	0	47
Gates		14,492	383	384	121	125	0	2,072
Greece								
	1	360	20	19	3	7	0	59
	2	356	17	18	3	2	0	41
	3	362	13	14	2	3	1	54
	4	304	13	13	2	3	0	34
	5	308	9	8	9	5	0	58
	6	314	14	16	6	7	0	52
	7	466	15	13	10	7	0	91
	8	362	8	8	3	5	0	66
	9	362	12	14	3	7	0	57
	10	384	12	11	9	9	0	62
	11	216	13	12	4	1	0	41
	12	260	11	7	5	10	0	45
	13	342	12	11	3	3	0	51

STATE SUPREME COURT JUSTICE
7TH JUDICIAL DISTRICT
(VOTE FOR 2)
DETAIL
PART 2 OF 2

LEGISLATIVE DISTRICT OR TOWN	ELECTION DISTRICT	TOTAL VOTERS	MATTHEW A. ROSENBAUM	JOHN M. OWENS	ELLEN M. YACKNIN	KEVIN FINNEGAN	SCATTER	BLANK AND VOID
			CON	CON	WOR	WOR		
Greece	14	268	8	6	0	2	0	24
	15	274	16	16	2	4	0	39
	16	230	9	6	2	2	0	28
	17	408	19	21	4	4	0	64
	18	372	11	12	4	4	1	61
	19	316	3	3	6	6	0	67
	20	340	20	20	4	3	0	65
	21	376	21	20	4	6	0	60
	22	282	5	7	4	1	0	50
	23	692	23	23	7	11	0	127
	24	434	11	11	3	1	0	63
	25	450	20	19	7	6	0	101
	26	402	11	12	4	3	0	71
	27	316	6	7	6	6	1	43
	28	376	12	14	2	7	0	55
	29	342	10	13	3	5	0	45
	30	342	9	11	6	3	0	89
	31	326	12	8	6	6	0	41
	32	370	16	18	7	3	0	51
	33	330	12	13	2	2	0	56
	34	404	15	14	0	3	0	73
	35	426	21	21	4	8	0	46
	36	432	14	13	1	5	0	74
	37	292	20	22	3	6	0	42
	38	480	19	22	2	3	0	63
	39	212	10	12	1	5	0	28
	40	390	5	6	4	3	0	68
	41	506	21	19	6	6	0	97
	42	316	9	9	2	4	0	48
	43	258	20	17	0	3	0	44
	44	472	15	17	4	1	0	61
	45	422	14	14	5	3	0	56
	46	294	14	12	7	3	0	61
	47	468	22	21	6	7	0	65
	48	350	11	11	4	0	0	64
	49	322	9	9	4	4	0	50
	50	352	13	12	5	5	0	55
	51	298	13	13	2	2	0	36
	52	392	16	19	6	10	0	46
	53	292	6	9	4	4	0	56
	54	296	14	12	5	4	0	35
	55	308	17	18	5	7	0	29
	56	484	18	16	9	4	0	69
	57	312	16	15	3	5	0	44

STATE SUPREME COURT JUSTICE
7TH JUDICIAL DISTRICT
(VOTE FOR 2)
DETAIL
PART 2 OF 2

LEGISLATIVE DISTRICT OR TOWN	ELECTION DISTRICT	TOTAL VOTERS	MATTHEW A. ROSENBAUM	JOHN M. OWENS	ELLEN M. YACKNIN	KEVIN FINNEGAN	SCATTER	BLANK AND VOID
			CON	CON	WOR	WOR		
Greece	58	382	13	13	3	9	0	46
	59	302	12	9	9	5	0	33
	60	276	12	11	4	6	0	48
	61	386	11	12	5	12	0	64
	62	444	14	14	8	8	0	73
	63	500	19	21	12	3	0	89
	64	322	10	10	2	2	0	40
	65	462	11	7	3	5	0	84
	66	222	7	7	3	0	0	38
	67	314	12	12	3	7	0	55
	68	470	28	28	1	5	0	53
	69	274	9	7	2	4	0	38
	70	398	14	15	3	4	1	61
	71	488	19	17	5	2	0	75
	72	366	21	17	3	3	0	51
	73	220	6	7	1	1	0	34
	74	250	7	8	4	5	0	27
	75	236	5	5	3	1	0	45
	76	292	9	7	1	4	0	32
	77	482	18	17	3	5	0	78
	78	376	12	13	1	3	0	77
	79	466	22	22	4	6	0	67
	80	452	16	18	2	5	0	79
	81	310	14	13	4	2	0	31
	82	256	6	4	1	7	0	53
	83	298	9	12	2	4	0	36
	84	482	12	11	7	8	0	64
	85	378	23	23	2	3	0	65
	86	486	16	13	3	3	0	61
	87	360	11	11	6	4	0	40
	88	320	15	15	0	0	0	44
	89	302	7	8	2	4	0	72
	90	332	14	12	3	3	0	69
	91	564	18	21	5	5	0	103
	92	588	13	14	8	14	0	100
	93	586	19	18	7	9	0	85
	94	334	15	14	3	2	0	44
	95	250	8	5	0	2	0	44
	96	404	21	19	3	6	0	60
	97	646	20	21	4	4	0	74
	98	426	11	13	12	9	0	70
	99	388	15	14	6	5	0	51
	100	406	13	14	8	4	0	54
	101	280	13	14	4	0	0	39

STATE SUPREME COURT JUSTICE
7TH JUDICIAL DISTRICT
(VOTE FOR 2)
DETAIL
PART 2 OF 2

LEGISLATIVE DISTRICT OR TOWN	ELECTION DISTRICT	TOTAL VOTERS	MATTHEW A. ROSENBAUM	JOHN M. OWENS	ELLEN M. YACKNIN	KEVIN FINNEGAN	SCATTER	BLANK AND VOID
			CON	CON	WOR	WOR		
Greece								
	102	368	16	13	11	13	0	54
	103	404	25	26	7	3	0	47
	104	470	12	12	2	2	0	52
	105	262	8	9	3	0	0	27
	106	246	15	16	3	3	0	35
	107	198	7	8	1	3	0	22
	108	200	4	5	3	5	0	32
	109	290	16	19	7	2	0	39
Greece		39,634	1,478	1,471	449	493	4	6,075
Hamlin								
	1	372	22	22	8	7	0	42
	2	598	16	18	3	3	0	83
	3/11	386	21	19	5	5	0	58
	4	378	10	10	3	5	0	81
	5	402	19	18	6	8	0	72
	6	258	10	10	8	5	0	38
	7	604	20	23	5	5	0	79
	8	380	16	19	9	10	0	66
	9	330	10	7	6	8	0	65
	10	556	22	23	4	3	0	113
Hamlin		4,264	166	169	57	59	0	697
Henrietta								
	1	480	13	13	3	4	0	65
	2	292	12	10	5	4	0	31
	3	184	3	3	1	2	0	25
	4	368	4	6	5	9	0	35
	5	454	16	17	12	7	0	62
	6	402	12	14	12	5	0	59
	7	386	17	16	6	6	0	47
	8	380	10	12	6	11	0	65
	9	278	8	7	3	5	0	32
	10	362	10	11	6	5	0	45
	11	360	11	9	3	7	0	44
	12	400	9	9	3	7	0	43
	13	376	14	18	6	4	0	37
	14	282	6	8	4	2	0	28
	15	396	11	11	7	8	0	46
	16	280	10	8	4	6	0	22
	17	408	13	13	4	2	0	38
	18	436	13	12	2	5	0	62
	19	300	13	13	3	7	0	40
	20	360	11	10	2	1	0	42
	21	322	13	13	7	6	0	46

STATE SUPREME COURT JUSTICE
7TH JUDICIAL DISTRICT
(VOTE FOR 2)
DETAIL
PART 2 OF 2

LEGISLATIVE DISTRICT OR TOWN	ELECTION DISTRICT	TOTAL VOTERS	MATTHEW A. ROSENBAUM	JOHN M. OWENS	ELLEN M. YACKNIN	KEVIN FINNEGAN	SCATTER	BLANK AND VOID
			CON	CON	WOR	WOR		
Henrietta								
	22	532	20	22	5	2	0	38
	23	388	15	16	4	2	0	49
	24	422	13	10	10	5	0	54
	25	416	16	16	5	4	0	48
	26	526	18	16	8	9	0	54
	27	528	21	21	4	7	0	52
	28	458	14	16	4	4	0	51
	29	384	9	12	8	5	0	44
	30	556	19	18	4	7	0	63
	31	260	12	13	2	4	0	38
	32	524	15	14	7	3	0	54
	33	308	7	5	9	5	0	50
	34	236	5	2	1	2	0	38
	35	354	11	10	3	3	0	37
Henrietta		13,398	424	424	178	175	0	1,584
Irondequoit								
	1	528	15	13	1	4	0	92
	2	434	10	9	4	4	0	61
	3	602	21	19	11	7	0	104
	4	468	11	9	1	4	0	69
	5	426	14	15	8	11	0	72
	6	758	24	18	12	8	0	88
	7	716	18	18	3	5	0	102
	8	480	15	14	3	5	0	67
	9	558	8	8	5	5	0	101
	10	562	18	19	4	7	0	59
	11	290	7	6	4	4	0	33
	12	394	12	7	10	5	1	61
	13	674	18	15	5	3	0	84
	14	648	16	14	12	11	0	118
	15	616	25	28	3	3	0	66
	16	602	11	12	4	6	0	97
	17	330	11	9	6	2	0	38
	18	558	13	13	3	7	0	89
	19	512	14	10	5	6	0	75
	20	484	11	11	3	1	0	67
	21	464	10	9	7	4	0	54
	22	522	16	14	4	6	0	69
	23	474	12	12	5	3	0	75
	24	406	14	15	5	8	0	33
	25	458	14	12	7	6	0	72
	26	312	4	5	1	2	0	64
	27	278	12	14	1	2	0	42
	28	400	21	19	1	7	0	68

STATE SUPREME COURT JUSTICE
7TH JUDICIAL DISTRICT
(VOTE FOR 2)
DETAIL
PART 2 OF 2

LEGISLATIVE DISTRICT OR TOWN	ELECTION DISTRICT	TOTAL VOTERS	MATTHEW A. ROSENBAUM	JOHN M. OWENS	ELLEN M. YACKNIN	KEVIN FINNEGAN	SCATTER	BLANK AND VOID
			CON	CON	WOR	WOR		
Irondequoit	29	378	4	4	6	4	0	58
	30	452	13	17	7	2	0	74
	31	472	4	7	4	8	0	37
	32	462	12	15	8	8	0	43
	33	366	8	9	5	4	0	69
	34	682	15	16	7	8	0	110
	35	350	9	7	2	6	0	75
	36	250	5	5	2	2	0	37
	37	460	6	5	5	5	0	79
	38	272	7	4	5	8	0	41
	39	318	2	1	1	3	0	70
	40	334	9	10	4	7	0	44
	41	494	8	8	10	8	0	114
	42	492	22	24	3	7	0	71
	43	360	12	11	3	3	0	74
	44	860	16	15	9	4	0	137
	45	442	10	10	4	6	0	71
	46	480	14	12	5	5	0	79
	47	188	8	8	1	1	0	23
	48	506	8	10	6	7	0	77
	49	376	20	22	10	3	0	47
	50	304	6	6	4	2	0	56
	51	580	12	11	4	4	0	91
	52	496	6	9	9	5	0	87
	53	420	10	8	4	4	0	78
	54	146	5	6	5	4	0	19
	55	536	14	18	6	5	0	69
	56	490	14	15	7	3	0	78
	57	732	9	9	7	8	0	112
	58	510	17	21	5	5	0	75
	59	432	14	15	3	2	0	81
	60	474	9	12	5	4	0	81
	61	656	17	17	4	4	0	112
	62	506	22	26	7	12	0	73
	63	364	9	7	5	3	0	54
	64	286	15	16	7	2	0	33
	65	278	10	10	5	4	0	57
	66	208	4	3	2	3	0	55
	67	428	15	14	5	3	0	67
	68	530	8	8	3	2	0	87
	69	212	3	3	1	3	0	44
	70	154	1	0	6	7	0	17
	71/72	162	4	3	5	2	0	14
Irondequoit		31,852	831	824	354	346	1	4,890

STATE SUPREME COURT JUSTICE
7TH JUDICIAL DISTRICT
(VOTE FOR 2)
DETAIL
PART 2 OF 2

LEGISLATIVE DISTRICT OR TOWN	ELECTION DISTRICT	TOTAL VOTERS	MATTHEW A. ROSENBAUM	JOHN M. OWENS	ELLEN M. YACKNIN	KEVIN FINNEGAN	SCATTER	BLANK AND VOID
			CON	CON	WOR	WOR		
Mendon	1	866	25	27	5	5	0	117
	2	770	20	22	5	10	0	141
	3	916	35	33	7	6	0	110
	4	714	17	17	11	11	0	115
	5	808	31	30	7	5	0	93
	6	684	21	21	7	4	0	98
	7	842	16	14	6	6	0	95
	8	346	11	8	4	3	0	59
	9	752	25	27	7	7	0	107
Mendon		6,698	201	199	59	57	0	935
Ogden	1	470	21	21	5	2	0	64
	2	532	17	18	3	3	0	82
	3	662	22	24	6	4	0	81
	4	394	20	22	2	4	0	36
	5	484	17	17	7	5	0	53
	6	494	19	20	5	3	0	68
	7	262	2	3	1	3	0	35
	8	416	17	15	8	3	0	61
	9	504	27	25	8	5	0	75
	10	342	26	25	2	2	0	31
	11	436	21	23	3	5	0	56
	12	460	20	18	4	4	0	67
	13	414	19	19	7	9	0	54
	14	334	15	15	2	3	0	32
	15	536	17	16	3	7	0	94
	16	322	10	11	0	4	0	31
	17	364	17	15	1	1	0	41
	18	388	25	24	6	8	0	40
	19	502	26	24	2	4	0	54
	20	580	29	26	4	5	0	69
Ogden		8,896	387	381	79	84	0	1,124
Parma	1	418	21	23	5	8	0	51
	2	444	19	18	4	3	0	64
	3	348	20	21	3	4	0	44
	4	386	17	17	5	4	0	49
	5	354	14	18	7	7	0	44
	6	200	13	12	1	2	0	25
	7	382	22	24	4	6	1	59
	8	510	17	18	8	8	0	71
	9	388	16	14	3	4	0	57
	10	444	28	28	4	2	0	61

STATE SUPREME COURT JUSTICE
 7TH JUDICIAL DISTRICT
 (VOTE FOR 2)
 DETAIL
 PART 2 OF 2

LEGISLATIVE DISTRICT OR TOWN	ELECTION DISTRICT	TOTAL VOTERS	MATTHEW A. ROSENBAUM	JOHN M. OWENS	ELLEN M. YACKNIN	KEVIN FINNEGAN	SCATTER	BLANK AND VOID
			CON	CON	WOR	WOR		
Parma	11	408	21	20	9	6	0	39
	12	354	8	11	8	7	0	43
	13	548	23	18	3	3	0	65
	14	346	15	13	6	5	1	38
	15	336	19	17	7	7	0	50
Parma		5,866	273	272	77	76	2	760
Penfield	1	216	14	15	0	1	0	26
	2	496	22	18	7	2	0	77
	3	410	22	22	3	4	0	56
	4	406	27	25	8	6	0	35
	5	522	27	23	2	4	0	52
	6	350	17	17	4	3	0	34
	7	546	22	21	4	3	0	59
	8	438	11	12	8	5	0	53
	9	656	20	21	5	1	0	59
	10	420	11	15	3	2	0	63
	11	328	11	8	4	5	0	54
	12	590	13	12	5	6	0	53
	13	638	19	18	3	3	0	98
	14	550	22	22	6	3	0	66
	15	564	18	14	5	4	0	70
	16	274	7	6	5	2	0	33
	17	464	21	23	6	3	0	34
	18	390	7	7	2	2	0	44
	19	712	19	18	6	4	0	82
	20	534	22	19	4	11	0	50
	21	554	17	19	4	5	0	85
	22	474	13	13	5	5	0	49
	23	614	17	17	4	7	2	64
	24	654	25	22	8	8	0	65
	25	448	14	15	2	1	0	61
	26	308	6	6	0	5	0	46
	27	608	16	14	4	3	0	75
	28	346	11	12	3	5	0	36
	29	624	22	22	5	8	0	93
	30	590	28	27	8	5	0	63
	31	334	9	10	4	3	0	44
	32	364	5	5	2	4	0	40
	33	448	12	16	4	4	0	43
	34	298	9	9	3	5	0	51
	35	494	12	12	3	4	0	54
	36	348	5	9	2	1	0	50
	37	460	9	8	6	3	0	52

STATE SUPREME COURT JUSTICE
7TH JUDICIAL DISTRICT
(VOTE FOR 2)
DETAIL
PART 2 OF 2

LEGISLATIVE DISTRICT OR TOWN	ELECTION DISTRICT	TOTAL VOTERS	MATTHEW A. ROSENBAUM	JOHN M. OWENS	ELLEN M. YACKNIN	KEVIN FINNEGAN	SCATTER	BLANK AND VOID
			CON	CON	WOR	WOR		
Penfield								
	38	264	4	4	4	3	0	26
	39	246	11	11	1	1	0	16
	40	366	7	7	3	9	0	57
	41	290	9	6	1	2	0	38
	42	274	6	6	2	2	0	25
Penfield		18,910	619	606	168	167	2	2,231
Perinton								
	1	518	17	17	5	3	0	36
	2	482	13	16	4	2	0	33
	3	518	13	16	1	1	0	50
	4	406	7	6	5	4	0	31
	5	208	10	10	2	2	0	14
	6	420	10	11	3	4	0	65
	7	530	12	8	2	3	0	61
	8	426	18	19	2	3	0	33
	9	570	27	23	4	4	0	50
	10	424	14	13	4	5	0	57
	11	298	12	8	5	5	0	23
	12	418	13	13	6	2	0	50
	13	366	13	12	2	3	0	30
	14	466	18	16	8	7	0	38
	15	318	14	14	4	4	0	18
	16	366	13	14	2	3	0	37
	17	544	7	8	8	5	0	47
	18	436	19	19	1	1	0	45
	19	376	15	15	6	3	0	24
	20	516	9	9	3	2	0	49
	21	500	21	21	3	4	0	77
	22	332	13	12	3	3	0	41
	23	486	15	16	7	3	0	39
	24	772	19	15	4	4	0	89
	25	368	11	12	7	6	0	56
	26	524	18	17	3	4	0	45
	27	414	13	14	3	4	0	40
	28	356	14	14	3	4	0	28
	29	276	6	7	3	3	0	27
	30	340	9	11	2	4	0	33
	31	490	13	13	1	3	0	46
	32	366	7	7	2	1	0	41
	33	486	14	10	6	4	0	30
	34	502	9	9	4	5	0	47
	35	330	13	10	3	1	0	24
	36	228	5	4	3	1	0	25
	37	418	18	20	3	7	0	43

STATE SUPREME COURT JUSTICE
7TH JUDICIAL DISTRICT
(VOTE FOR 2)
DETAIL
PART 2 OF 2

LEGISLATIVE DISTRICT OR TOWN	ELECTION DISTRICT	TOTAL VOTERS	MATTHEW A. ROSENBAUM	JOHN M. OWENS	ELLEN M. YACKNIN	KEVIN FINNEGAN	SCATTER	BLANK AND VOID
			CON	CON	WOR	WOR		
Perinton								
	38	584	13	13	6	10	0	83
	39	400	19	21	7	8	0	29
	40	298	10	12	0	3	0	28
	41	296	14	14	0	5	0	38
	42	332	8	5	3	2	0	35
	43	642	27	26	6	2	0	63
	44	372	8	9	3	3	0	29
	45	694	30	28	5	5	0	70
	46	216	10	9	2	2	0	28
	47	376	13	16	3	4	0	43
	48	302	14	15	1	1	0	29
	49	380	11	10	1	3	0	23
	50	136	0	0	4	3	0	14
	51	382	14	18	1	2	0	24
	52	392	12	10	3	4	0	42
	53	378	23	23	1	2	0	20
	54	614	24	19	5	5	0	67
	55	438	11	10	0	1	0	28
	56	378	15	17	0	0	0	32
Perinton		23,404	768	754	188	192	0	2,247
Pittsford								
	1	490	16	15	10	7	0	52
	2	538	12	11	7	4	0	52
	3	832	14	13	5	4	0	99
	4	532	17	17	2	5	0	59
	5	396	11	11	5	4	0	41
	6	366	9	6	3	1	0	63
	7	270	6	6	0	1	0	38
	8	546	17	17	6	3	0	38
	9	556	12	12	3	6	0	60
	10	306	7	10	4	4	0	34
	11	486	17	16	6	7	0	71
	12	394	7	7	2	1	0	49
	13	410	11	11	2	2	0	24
	14	668	15	14	5	5	0	74
	15	266	7	8	6	6	0	29
	16	404	9	9	3	5	0	38
	17	514	14	15	2	4	0	59
	18	434	5	5	3	1	0	46
	19	390	16	16	2	2	0	34
	20	528	13	16	2	7	0	44
	21	488	9	10	2	3	0	45
	22	568	19	17	1	3	0	50
	23	476	19	14	3	2	0	56

STATE SUPREME COURT JUSTICE
7TH JUDICIAL DISTRICT
(VOTE FOR 2)
DETAIL
PART 2 OF 2

LEGISLATIVE DISTRICT OR TOWN	ELECTION DISTRICT	TOTAL VOTERS	MATTHEW A. ROSENBAUM	JOHN M. OWENS	ELLEN M. YACKNIN	KEVIN FINNEGAN	SCATTER	BLANK AND VOID
			CON	CON	WOR	WOR		
Pittsford								
	24	530	9	8	2	1	0	52
	25	570	16	15	4	3	0	39
	26	522	16	19	7	4	0	46
	27	384	17	16	3	3	0	33
	28	396	9	11	2	6	0	45
	29	484	10	10	3	6	0	46
	30	406	3	4	7	5	0	47
	31	448	9	8	2	3	0	48
	32	562	13	13	2	2	0	83
	33	434	8	12	3	3	0	40
	34	266	8	8	0	0	0	26
Pittsford		15,860	400	400	119	123	0	1,660
Riga								
	1	880	60	58	15	15	0	180
	2	784	54	49	6	5	0	153
	3	624	30	30	10	4	0	148
	4	770	41	38	13	15	0	157
	5	690	61	59	13	6	0	173
	6	676	36	38	7	7	0	183
Riga		4,424	282	272	64	52	0	994
Rush								
	1	648	18	19	16	10	0	87
	2	518	11	13	6	6	0	78
	3	690	18	20	7	9	0	101
	4	582	17	15	13	5	0	82
Rush		2,438	64	67	42	30	0	348
Sweden								
	1	422	9	6	2	4	0	88
	2	244	7	8	2	5	0	34
	3	522	8	9	9	7	0	88
	4	572	19	19	7	5	0	82
	5	170	4	4	1	2	0	21
	6	434	18	18	7	5	0	80
	7	554	21	23	3	3	0	61
	8	328	9	9	8	6	0	49
	9	302	15	15	6	3	0	49
	10	630	17	15	5	5	1	104
	11	152	4	4	5	6	0	38
	12	402	19	20	6	4	0	56
Sweden		4,732	150	150	61	55	1	750
Webster								

STATE SUPREME COURT JUSTICE
7TH JUDICIAL DISTRICT
(VOTE FOR 2)
DETAIL
PART 2 OF 2

LEGISLATIVE DISTRICT OR TOWN	ELECTION DISTRICT	TOTAL VOTERS	MATTHEW A. ROSENBAUM	JOHN M. OWENS	ELLEN M. YACKNIN	KEVIN FINNEGAN	SCATTER	BLANK AND VOID
			CON	CON	WOR	WOR		
Webster	1	642	19	22	3	4	0	73
	2	470	15	15	11	5	0	60
	3	552	15	14	6	6	0	45
	4	326	12	12	4	5	0	35
	5	572	21	18	10	4	0	76
	6	470	15	14	1	5	0	55
	7	644	18	17	8	10	0	79
	8	510	14	17	6	6	0	55
	9	684	18	17	6	10	0	80
	10	706	26	31	10	8	0	70
	11	382	10	11	7	6	0	33
	12	664	33	30	10	1	0	70
	13	548	9	12	11	7	0	68
	14	502	10	13	3	3	0	66
	15	368	17	19	3	1	0	33
	16	432	10	8	0	2	0	40
	17	396	16	14	6	6	0	45
	18	398	13	11	1	2	0	45
	19	714	23	24	6	10	0	72
	20	546	21	22	6	1	0	51
	21	594	16	18	11	10	0	52
	22	610	14	15	9	8	0	70
	23	506	14	14	4	6	0	54
	24	986	43	40	9	11	0	116
	25	480	14	10	4	4	0	71
	26	410	13	9	1	5	0	56
	27	420	16	13	4	5	0	42
	28	412	10	13	8	3	0	49
	29	442	13	13	4	6	0	50
	30	354	9	9	2	2	0	65
	31	518	11	12	5	6	0	91
	32	524	19	18	2	3	0	78
	33	586	19	16	2	5	0	68
	34	282	8	8	1	1	0	37
	35	314	14	14	2	4	0	25
	36	490	19	19	4	5	0	41
	37	616	13	14	9	7	1	75
	38	682	17	19	6	8	0	81
	39	496	9	7	5	3	0	39
	40	744	14	13	7	8	0	91
	41	488	24	22	6	6	0	45
	42	490	17	18	8	5	0	59
	43	350	9	7	2	4	0	46
Webster		22,320	690	682	233	227	1	2,552

STATE SUPREME COURT JUSTICE
 7TH JUDICIAL DISTRICT
 (VOTE FOR 2)
 DETAIL
 PART 2 OF 2

LEGISLATIVE DISTRICT OR TOWN	ELECTION DISTRICT	TOTAL VOTERS	MATTHEW A. ROSENBAUM	JOHN M. OWENS	ELLEN M. YACKNIN	KEVIN FINNEGAN	SCATTER	BLANK AND VOID
			CON	CON	WOR	WOR		
Wheatland	1	434	16	17	9	11	0	64
	2	466	13	15	4	5	0	79
	3	442	16	17	7	6	0	52
	4	362	21	19	5	5	0	42
	5	414	22	23	4	5	0	49
Wheatland		2,118	88	91	29	32	0	286
TOWNS		260,194	8,227	8,169	2,816	2,799	16	34,045
GRAND TOTAL:		338,366	9,306	9,272	4,469	4,243	30	53,877

SHERIFF
SUMMARY

LEGISLATIVE DISTRICT OR TOWN	TOTAL VOTERS	PATRICK M. O'FLYNN REP	PATRICK M. O'FLYNN IND	PATRICK M. O'FLYNN CON	SCATTER	BLANK AND VOID
Leg. Dist. 06	1,639	888	147	98	0	506
Leg. Dist. 07	819	408	85	43	1	282
Leg. Dist. 21	5,434	1,872	588	209	4	2,761
Leg. Dist. 22	2,504	430	170	90	1	1,813
Leg. Dist. 23	6,180	2,447	889	237	2	2,605
Leg. Dist. 24	3,707	1,340	535	132	2	1,698
Leg. Dist. 25	3,523	717	388	97	2	2,319
Leg. Dist. 26	2,900	1,285	284	176	3	1,152
Leg. Dist. 27	5,249	1,215	487	205	3	3,339
Leg. Dist. 28	3,255	1,135	264	189	2	1,665
Leg. Dist. 29	3,876	1,177	286	150	1	2,262
CITY	39,086	12,914	4,123	1,626	21	20,402
Brighton	10,509	5,057	1,004	384	1	4,063
Chili	6,743	4,266	522	576	1	1,378
Clarkson	1,543	974	99	134	0	336
East Rochester	1,649	944	145	83	0	477
Gates	7,246	4,204	465	502	2	2,073
Greece	19,817	12,699	1,750	1,777	8	3,583
Hamlin	2,132	1,450	145	197	0	340
Henrietta	6,699	4,084	654	516	3	1,442
Irondequoit	15,926	8,907	1,378	970	5	4,666
Mendon	3,349	1,999	314	221	1	814
Ogden	4,448	2,863	321	409	0	855
Parma	2,933	1,950	252	307	0	424
Penfield	9,455	5,993	887	701	2	1,872
Perinton	11,702	7,836	894	823	1	2,148
Pittsford	7,930	5,048	620	434	3	1,825
Riga	2,212	1,050	393	315	0	454
Rush	1,219	787	121	80	1	230
Sweden	2,366	1,391	192	186	1	596
Webster	11,160	6,930	1,008	812	6	2,404
Wheatland	1,059	648	113	101	0	197
TOWNS	130,097	79,080	11,277	9,528	35	30,177
GRAND TOTAL:	169,183	91,994	15,400	11,154	56	50,579

SHERIFF
DETAIL

LEGISLATIVE DISTRICT OR TOWN	ELECTION DISTRICT	TOTAL VOTERS	PATRICK M. O'FLYNN			SCATTER	BLANK AND VOID
			REP	IND	CON		
Leg. Dist. 06							
	1	420	228	38	20	0	134
	2	174	85	19	8	0	62
	3	265	156	20	13	0	76
	4	284	154	26	23	0	81
	5	258	151	15	15	0	77
	6	238	114	29	19	0	76
Leg. Dist. 06		1,639	888	147	98	0	506
Leg. Dist. 07							
	1	384	207	41	16	0	120
	2	246	112	21	14	0	99
	3	189	89	23	13	1	63
Leg. Dist. 07		819	408	85	43	1	282
Leg. Dist. 21							
	1	260	91	35	17	2	115
	2	224	96	29	7	0	92
	3	125	40	10	7	0	68
	4	156	44	14	7	0	91
	5/16	290	113	36	13	0	128
	6	185	52	27	7	0	99
	7	356	150	48	14	0	144
	8/28	103	24	13	4	0	62
	9	192	73	18	9	0	92
	10	298	140	25	4	0	129
	11	108	30	6	7	0	65
	12	261	95	34	9	1	122
	13	119	26	16	3	1	73
	14	357	136	45	27	0	149
	15	257	101	20	10	0	126
	17	219	72	29	8	0	110
	18	169	44	19	4	0	102
	19	78	28	6	2	0	42
	20	137	58	16	5	0	58
	21	203	70	19	2	0	112
	22	194	50	18	8	0	118
	23/32	161	46	17	5	0	93
	24	285	115	46	7	0	117
	25	184	51	10	9	0	114
	26	132	19	7	4	0	102
	27	105	19	6	4	0	76
	29/30	82	24	5	2	0	51
	31/34	94	22	10	0	0	62
	33	100	43	4	4	0	49
Leg. Dist. 21		5,434	1,872	588	209	4	2,761
Leg. Dist. 22							

SHERIFF
DETAIL

LEGISLATIVE DISTRICT OR TOWN	ELECTION DISTRICT	TOTAL VOTERS	PATRICK M. O'FLYNN	PATRICK M. O'FLYNN	PATRICK M. O'FLYNN	SCATTER	BLANK AND VOID
			REP	IND	CON		
Leg. Dist. 22							
	1	207	59	22	8	0	118
	2	51	9	2	2	0	38
	3	158	18	5	3	0	132
	4	53	6	6	3	0	38
	5	133	18	11	2	0	102
	6	115	13	7	3	0	92
	7	62	4	5	1	0	52
	8	130	28	13	6	0	83
	9	77	12	5	1	0	59
	10	95	5	10	4	0	76
	11	136	27	9	4	1	95
	12	92	15	6	3	0	68
	13	51	4	1	1	0	45
	14	156	26	12	8	0	110
	15	145	25	9	5	0	106
	16	61	14	1	2	0	44
	17	61	10	7	6	0	38
	18	73	4	6	2	0	61
	19	90	15	0	7	0	68
	20	133	25	8	4	0	96
	21	108	22	7	5	0	74
	22	141	35	7	2	0	97
	23	93	14	4	4	0	71
	24	83	22	7	4	0	50
Leg. Dist. 22		2,504	430	170	90	1	1,813
Leg. Dist. 23							
	1	122	52	17	6	0	47
	2	230	68	32	10	1	119
	3	162	42	25	7	0	88
	4	336	127	52	10	0	147
	5	188	68	27	2	0	91
	6	132	59	15	9	0	49
	7	211	74	44	6	0	87
	8	190	63	34	5	0	88
	9	149	67	12	3	0	67
	10	201	83	25	6	0	87
	11	224	90	33	10	0	91
	12	306	126	52	8	0	120
	13	206	99	24	14	0	69
	14	157	53	31	8	0	65
	15	117	41	12	3	0	61
	16	220	71	46	7	0	96
	17	331	153	53	20	0	105
	18	303	144	39	13	0	107
	19	256	126	26	10	1	93
	20	283	96	45	8	0	134

SHERIFF
DETAIL

LEGISLATIVE DISTRICT OR TOWN	ELECTION DISTRICT	TOTAL VOTERS	PATRICK M. O'FLYNN	PATRICK M. O'FLYNN	PATRICK M. O'FLYNN	SCATTER	BLANK AND VOID
			REP	IND	CON		
Leg. Dist. 23							
	21	244	102	33	8	0	101
	22	187	72	25	8	0	82
	23	107	28	13	5	0	61
	24	260	79	27	9	0	145
	25	406	171	62	15	0	158
	26	453	208	51	16	0	178
	27	199	85	34	11	0	69
Leg. Dist. 23		6,180	2,447	889	237	2	2,605
Leg. Dist. 24							
	1	325	80	52	15	0	178
	2	237	68	46	5	0	118
	3	269	96	48	10	0	115
	4	250	90	37	16	0	107
	5	269	122	33	11	0	103
	6	161	68	18	6	0	69
	7	174	67	30	5	0	72
	8	224	96	35	8	0	85
	9	160	73	24	8	1	54
	10	260	74	55	1	0	130
	11	180	70	11	7	0	92
	12	127	51	7	3	0	66
	13	223	79	34	7	0	103
	14	246	81	35	8	0	122
	15	296	99	36	13	0	148
	16	216	79	28	4	1	104
	17	90	47	6	5	0	32
Leg. Dist. 24		3,707	1,340	535	132	2	1,698
Leg. Dist. 25							
	1	240	78	33	14	0	115
	2	158	20	8	3	0	127
	3	254	39	17	4	0	194
	4	45	4	1	4	0	36
	5	139	14	8	6	0	111
	6	208	56	31	6	0	115
	7	163	14	8	4	0	137
	8	213	23	19	4	0	167
	9	110	7	8	5	0	90
	10	187	44	28	4	0	111
	11	147	12	8	4	0	123
	12	264	74	42	7	0	141
	13	154	8	7	5	0	134
	14/24	297	99	53	5	0	140
	15	127	12	6	0	0	109
	16/23	49	11	14	2	0	22
	17	87	13	5	0	0	69

SHERIFF
DETAIL

LEGISLATIVE DISTRICT OR TOWN	ELECTION DISTRICT	TOTAL VOTERS	PATRICK M. O'FLYNN	PATRICK M. O'FLYNN	PATRICK M. O'FLYNN	SCATTER	BLANK AND VOID
			REP	IND	CON		
Leg. Dist. 25							
	18	228	66	35	8	0	119
	19	8	6	0	1	0	1
	20/25	219	49	30	4	0	136
	21	92	34	5	4	1	48
	22	134	34	22	3	1	74
Leg. Dist. 25		3,523	717	388	97	2	2,319
Leg. Dist. 26							
	1	150	62	18	7	0	63
	2	74	24	10	3	0	37
	3	168	83	20	9	0	56
	4	211	125	16	20	0	50
	5	192	90	19	19	1	63
	7	220	94	18	16	0	92
	8	206	73	20	17	0	96
	9	253	109	23	16	0	105
	10	223	97	20	14	0	92
	11	249	136	21	8	0	84
	12	288	121	30	11	1	125
	13/15	206	86	24	11	0	85
	14	202	83	19	12	0	88
	16	254	100	25	12	1	116
	17	4	2	1	1	0	0
Leg. Dist. 26		2,900	1,285	284	176	3	1,152
Leg. Dist. 27							
	1	244	72	24	10	0	138
	2	242	67	29	7	2	137
	3	254	68	23	11	0	152
	4	277	74	24	13	0	166
	5	264	60	22	5	0	177
	6	228	59	14	9	0	146
	7	230	57	23	13	0	137
	8	225	59	13	7	0	146
	9	271	66	27	5	0	173
	10	235	66	27	9	0	133
	11	268	74	32	12	0	150
	12	195	39	15	4	0	137
	13	223	38	22	7	0	156
	14	170	42	10	8	0	110
	15	202	39	19	6	0	138
	16	233	33	26	10	0	164
	17	111	28	10	6	0	67
	18	159	32	19	7	0	101
	19	231	34	28	12	1	156
	20	125	20	8	6	0	91
	21	117	23	10	7	0	77

SHERIFF
DETAIL

LEGISLATIVE DISTRICT OR TOWN	ELECTION DISTRICT	TOTAL VOTERS	PATRICK M. O'FLYNN	PATRICK M. O'FLYNN	PATRICK M. O'FLYNN	SCATTER	BLANK AND VOID
			REP	IND	CON		
Leg. Dist. 27							
	22	254	45	14	7	0	188
	23	130	19	11	7	0	93
	27	210	64	27	9	0	110
	28	151	37	10	8	0	96
Leg. Dist. 27		5,249	1,215	487	205	3	3,339
Leg. Dist. 28							
	1	138	45	9	8	0	76
	2	196	71	9	13	0	103
	3	104	34	8	7	0	55
	4	245	78	23	14	0	130
	5	138	60	8	5	1	64
	6	160	43	12	11	1	93
	7	254	91	11	17	0	135
	8	189	43	10	9	0	127
	9	133	51	11	9	0	62
	10	113	40	12	11	0	50
	11	170	58	18	7	0	87
	12	99	35	6	4	0	54
	13/25	156	48	15	11	0	82
	14	156	59	17	8	0	72
	15	59	19	3	5	0	32
	16	152	54	15	10	0	73
	17	70	20	6	3	0	41
	18	219	109	16	9	0	85
	19/21	172	62	20	11	0	79
	22	83	22	6	3	0	52
	23	213	80	26	12	0	95
	24	36	13	3	2	0	18
Leg. Dist. 28		3,255	1,135	264	189	2	1,665
Leg. Dist. 29							
	1/2	77	17	3	4	0	53
	3	123	40	9	1	0	73
	4	231	90	24	3	0	114
	5/7	275	72	20	13	0	170
	6	169	66	14	8	0	81
	8	184	70	9	8	0	97
	9	161	62	7	5	0	87
	10	174	54	7	8	0	105
	11	168	71	12	9	0	76
	12	147	50	13	4	0	80
	13	145	20	14	8	0	103
	14	174	43	14	11	1	105
	15	131	29	10	2	0	90
	16	73	16	7	0	0	50
	17	4	0	0	1	0	3

SHERIFF
DETAIL

LEGISLATIVE DISTRICT OR TOWN	ELECTION DISTRICT	TOTAL VOTERS	PATRICK M. O'FLYNN	PATRICK M. O'FLYNN	PATRICK M. O'FLYNN	SCATTER	BLANK AND VOID
			REP	IND	CON		
Leg. Dist. 29							
	18	204	94	22	11	0	77
	19	150	42	11	8	0	89
	20	198	43	8	6	0	141
	21	211	71	21	8	0	111
	22	119	19	6	1	0	93
	23	187	33	7	5	0	142
	24	198	64	21	11	0	102
	25	221	80	18	7	0	116
	26	106	19	6	8	0	73
	27	46	12	3	0	0	31
Leg. Dist. 29		<u>3,876</u>	<u>1,177</u>	<u>286</u>	<u>150</u>	<u>1</u>	<u>2,262</u>
CITY		39,086	12,914	4,123	1,626	21	20,402
Brighton							
	1	302	126	30	14	0	132
	2	175	93	15	8	0	59
	3	229	125	17	10	0	77
	4	229	81	35	6	0	107
	5	236	94	23	5	0	114
	6	354	201	34	11	0	108
	7	205	88	26	15	0	76
	8	240	144	18	5	0	73
	9	229	101	19	11	0	98
	10	286	149	29	6	0	102
	11	286	141	24	8	0	113
	12	343	148	25	12	0	158
	13	222	124	24	7	0	67
	14	115	50	14	4	0	47
	15	179	98	24	9	0	48
	16	174	125	12	3	0	34
	17	170	36	4	1	0	129
	18	219	94	24	10	0	91
	19	187	80	25	7	0	75
	20	131	65	12	8	0	46
	21	210	89	21	9	0	91
	22	267	138	19	9	0	101
	23	248	118	26	5	0	99
	24	217	107	19	11	0	80
	25	198	72	19	13	0	94
	26	215	105	25	13	1	71
	27	233	102	26	10	0	95
	28	303	151	23	8	0	121
	29	168	80	12	12	0	64
	30	434	210	24	6	0	194
	31	234	125	23	6	0	80
	32	291	141	30	7	0	113

SHERIFF
DETAIL

LEGISLATIVE DISTRICT OR TOWN	ELECTION DISTRICT	TOTAL VOTERS	PATRICK M. O'FLYNN	PATRICK M. O'FLYNN	PATRICK M. O'FLYNN	SCATTER	BLANK AND VOID
			REP	IND	CON		
Brighton							
	33	307	167	25	12	0	103
	34	246	133	31	12	0	70
	35	225	87	23	7	0	108
	36	116	47	16	8	0	45
	37	247	116	23	5	0	103
	38	298	135	35	9	0	119
	39	211	109	22	9	0	71
	40	419	227	39	7	0	146
	41	240	110	28	5	0	97
	42	89	39	12	5	0	33
	43	256	120	23	14	0	99
	44	93	55	8	5	0	25
	45	114	60	11	11	0	32
	46	119	51	7	6	0	55
Brighton		10,509	5,057	1,004	384	1	4,063
Chili							
	1	200	135	9	17	0	39
	2	280	168	30	28	0	54
	3	239	140	19	24	0	56
	4	141	92	14	9	0	26
	5	217	139	14	17	0	47
	6	242	160	24	15	0	43
	7	123	75	11	11	0	26
	8	208	130	20	24	0	34
	9	262	170	28	18	0	46
	10	147	94	8	25	0	20
	11	161	104	10	12	0	35
	12	195	127	12	15	0	41
	13	289	204	18	18	0	49
	14	241	156	20	30	0	35
	15	199	129	18	20	0	32
	16	269	170	18	20	0	61
	17	513	348	23	32	0	110
	18	159	96	12	8	0	43
	19	221	139	14	17	1	50
	20	283	170	25	24	0	64
	21	166	108	7	13	0	38
	22	150	84	13	13	0	40
	23	185	127	9	19	0	30
	24	295	180	25	27	0	63
	25	162	81	24	14	0	43
	26	243	151	20	20	0	52
	27	195	120	15	25	0	35
	28	167	102	11	9	0	45
	29	157	97	16	11	0	33
	30	83	47	14	6	0	16

SHERIFF
DETAIL

LEGISLATIVE DISTRICT OR TOWN	ELECTION DISTRICT	TOTAL VOTERS	PATRICK M. O'FLYNN	PATRICK M. O'FLYNN	PATRICK M. O'FLYNN	SCATTER	BLANK AND VOID
			REP	IND	CON		
Chili							
	31	8	4	1	0	0	3
	32	151	97	6	18	0	30
	33	192	122	14	17	0	39
Chili		6,743	4,266	522	576	1	1,378
Clarkson							
	1	255	147	21	28	0	59
	2	234	147	13	13	0	61
	3	290	175	14	27	0	74
	4	320	226	19	25	0	50
	5	245	155	18	25	0	47
	6	199	124	14	16	0	45
Clarkson		1,543	974	99	134	0	336
East Rochester							
	1	261	136	21	15	0	89
	2	276	170	23	12	0	71
	3	267	154	15	11	0	87
	4	224	119	28	9	0	68
	5	183	103	13	11	0	56
	6	196	123	21	5	0	47
	7	242	139	24	20	0	59
East Rochester		1,649	944	145	83	0	477
Gates							
	1	170	100	12	16	0	42
	2	225	124	18	14	0	69
	3	152	80	12	14	0	46
	4	228	132	8	17	0	71
	5	335	224	12	17	0	82
	6	228	138	15	14	0	61
	7	383	238	33	27	0	85
	8	197	132	10	10	0	45
	9	280	157	17	10	0	96
	10	126	73	5	9	0	39
	11	174	101	19	13	0	41
	12	158	83	10	10	0	55
	13	229	130	19	14	0	66
	14	160	93	11	9	0	47
	15	294	183	15	20	0	76
	16	178	96	12	17	0	53
	17	192	111	14	10	1	56
	18	193	114	13	19	0	47
	19	232	131	14	18	0	69
	20	212	109	20	16	0	67
	21	223	141	10	10	0	62
	22	184	109	11	19	0	45

SHERIFF
DETAIL

LEGISLATIVE DISTRICT OR TOWN	ELECTION DISTRICT	TOTAL VOTERS	PATRICK M. O'FLYNN	PATRICK M. O'FLYNN	PATRICK M. O'FLYNN	SCATTER	BLANK AND VOID
			REP	IND	CON		
Gates							
	23	226	129	13	23	0	61
	24	206	119	12	7	0	68
	25	231	131	10	13	0	77
	26	235	136	18	19	0	62
	27	221	106	13	24	0	78
	28	168	90	14	6	1	57
	29	196	102	19	18	0	57
	30	130	59	17	9	0	45
	31	171	104	5	13	0	49
	32	257	152	13	12	0	80
	33	117	74	4	13	0	26
	34	176	112	6	15	0	43
	35	159	91	11	7	0	50
Gates		7,246	4,204	465	502	2	2,073
Greece							
	1	180	109	17	19	0	35
	2	178	115	19	17	0	27
	3	181	113	16	19	1	32
	4	152	98	11	17	0	26
	5	154	94	15	10	0	35
	6	157	89	19	18	0	31
	7	233	137	22	17	0	57
	8	181	110	24	10	0	37
	9	181	113	15	21	0	32
	10	192	112	16	20	0	44
	11	108	55	14	12	0	27
	12	130	71	10	13	0	36
	13	171	106	16	18	0	31
	14	134	92	7	7	0	28
	15	137	88	13	11	0	25
	16	115	71	20	12	0	12
	17	204	127	16	23	0	38
	18	186	119	22	13	0	32
	19	158	100	15	7	0	36
	20	170	93	14	25	0	38
	21	188	108	16	22	0	42
	22	141	95	13	9	0	24
	23	346	201	23	30	0	92
	24	217	153	23	12	0	29
	25	225	129	25	22	0	49
	26	201	113	15	19	0	54
	27	158	108	18	10	0	22
	28	188	125	26	16	0	21
	29	171	110	13	14	0	34
	30	171	101	18	10	0	42
	31	163	108	12	11	0	32

SHERIFF
DETAIL

LEGISLATIVE DISTRICT OR TOWN	ELECTION DISTRICT	TOTAL VOTERS	PATRICK M. O'FLYNN	PATRICK M. O'FLYNN	PATRICK M. O'FLYNN	SCATTER	BLANK AND VOID
			REP	IND	CON		
Greece							
	32	185	111	21	21	0	32
	33	165	117	13	15	1	19
	34	202	137	17	15	0	33
	35	213	123	21	24	0	45
	36	216	143	15	19	0	39
	37	146	88	9	27	0	22
	38	240	166	15	27	0	32
	39	106	62	9	12	0	23
	40	195	120	12	14	0	49
	41	253	149	18	26	2	58
	42	158	99	9	13	0	37
	43	129	90	6	20	0	13
	44	236	158	26	18	0	34
	45	211	150	17	19	0	25
	46	147	85	14	19	0	29
	47	234	145	17	24	0	48
	48	175	116	14	18	0	27
	49	161	105	15	14	0	27
	50	176	117	13	13	0	33
	51	149	100	11	12	0	26
	52	196	131	18	22	0	25
	53	146	93	8	10	0	35
	54	148	96	11	19	0	22
	55	154	90	19	19	1	25
	56	242	163	19	21	0	39
	57	156	84	15	17	0	40
	58	191	129	17	13	0	32
	59	151	88	20	11	0	32
	60	138	83	12	13	0	30
	61	193	132	21	14	0	26
	62	222	151	13	15	0	43
	63	250	146	20	21	0	63
	64	161	100	10	11	2	38
	65	231	162	17	9	0	43
	66	111	75	5	8	0	23
	67	157	98	16	15	0	28
	68	235	145	24	35	0	31
	69	137	91	17	10	0	19
	70	199	129	20	19	0	31
	71	244	174	22	18	0	30
	72	183	123	16	21	0	23
	73	110	67	12	11	0	20
	74	125	87	12	11	0	15
	75	118	86	5	6	0	21
	76	146	106	9	8	0	23
	77	241	141	19	21	0	60
	78	188	114	13	15	0	46

SHERIFF
DETAIL

LEGISLATIVE DISTRICT OR TOWN	ELECTION DISTRICT	TOTAL VOTERS	PATRICK M. O'FLYNN	PATRICK M. O'FLYNN	PATRICK M. O'FLYNN	SCATTER	BLANK AND VOID
			REP	IND	CON		
Greece							
	79	233	157	14	28	0	34
	80	226	149	18	17	0	42
	81	155	102	16	16	0	21
	82	128	77	18	7	0	26
	83	149	96	16	12	0	25
	84	241	166	25	18	0	32
	85	189	127	12	26	0	24
	86	243	173	15	20	0	35
	87	180	120	16	15	0	29
	88	160	108	12	15	0	25
	89	151	100	13	15	0	23
	90	166	118	4	17	0	27
	91	282	185	29	25	1	42
	92	294	186	20	19	0	69
	93	293	168	38	23	0	64
	94	167	106	20	16	0	25
	95	125	80	10	8	0	27
	96	202	121	18	18	0	45
	97	323	224	23	23	0	53
	98	213	145	18	13	0	37
	99	194	133	13	19	0	29
	100	203	146	16	14	0	27
	101	140	93	15	16	0	16
	102	184	112	28	17	0	27
	103	202	127	17	24	0	34
	104	235	158	20	12	0	45
	105	131	98	6	11	0	16
	106	123	81	9	15	0	18
	107	99	69	8	8	0	14
	108	100	63	17	4	0	16
	109	145	83	21	19	0	22
Greece		19,817	12,699	1,750	1,777	8	3,583
Hamlin							
	1	186	105	22	25	0	34
	2	299	225	12	18	0	44
	3/11	193	125	16	24	0	28
	4	189	130	17	13	0	29
	5	201	137	9	22	0	33
	6	129	83	15	10	0	21
	7	302	194	21	25	0	62
	8	190	127	11	23	0	29
	9	165	122	8	17	0	18
	10	278	202	14	20	0	42
Hamlin		2,132	1,450	145	197	0	340
Henrietta							

SHERIFF
DETAIL

LEGISLATIVE DISTRICT OR TOWN	ELECTION DISTRICT	TOTAL VOTERS	PATRICK M. O'FLYNN			SCATTER	BLANK AND VOID
			REP	IND	CON		
Henrietta							
	1	240	152	21	17	1	49
	2	146	100	15	13	0	18
	3	92	62	7	3	0	20
	4	184	94	16	8	0	66
	5	227	151	19	17	0	40
	6	201	133	14	19	0	35
	7	193	101	27	21	0	44
	8	190	109	22	13	0	46
	9	139	78	14	8	0	39
	10	181	106	17	10	0	48
	11	180	99	16	14	0	51
	12	200	129	21	12	1	37
	13	188	114	23	17	0	34
	14	141	94	13	10	0	24
	15	198	109	28	15	0	46
	16	140	80	18	10	0	32
	17	204	117	23	19	0	45
	18	218	129	27	15	0	47
	19	150	93	13	19	0	25
	20	180	117	16	10	0	37
	21	161	87	20	20	0	34
	22	266	163	22	25	0	56
	23	194	117	16	18	0	43
	24	211	134	15	11	0	51
	25	208	140	11	18	0	39
	26	263	176	24	16	0	47
	27	264	167	19	27	0	51
	28	229	157	16	13	0	43
	29	192	108	22	12	0	50
	30	278	159	36	23	0	60
	31	130	63	17	14	1	35
	32	262	156	26	16	0	64
	33	154	92	18	9	0	35
	34	118	79	9	8	0	22
	35	177	119	13	16	0	29
Henrietta		6,699	4,084	654	516	3	1,442
Irondequoit							
	1	264	153	12	19	0	80
	2	217	126	16	13	0	62
	3	301	136	41	27	1	96
	4	234	151	15	10	0	58
	5	213	112	23	14	0	64
	6	379	216	34	27	0	102
	7	358	223	34	25	0	76
	8	240	148	21	14	1	56
	9	279	157	24	14	0	84

SHERIFF
DETAIL

LEGISLATIVE DISTRICT OR TOWN	ELECTION DISTRICT	TOTAL VOTERS	PATRICK M. O'FLYNN	PATRICK M. O'FLYNN	PATRICK M. O'FLYNN	SCATTER	BLANK AND VOID
			REP	IND	CON		
Irondequoit	10	281	175	29	21	0	56
	11	145	93	10	10	0	32
	12	197	107	26	8	1	55
	13	337	170	37	19	0	111
	14	324	186	20	22	0	96
	15	308	177	22	26	0	83
	16	301	178	29	11	0	83
	17	165	89	20	11	0	45
	18	279	168	17	15	0	79
	19	256	128	24	13	0	91
	20	242	146	22	14	0	60
	21	232	120	33	11	0	68
	22	261	153	21	18	0	69
	23	237	127	28	10	0	72
	24	203	115	15	15	0	58
	25	229	123	21	16	0	69
	26	156	95	5	5	0	51
	27	139	79	17	15	0	28
	28	200	107	23	22	0	48
	29	189	112	19	6	0	52
	30	226	120	23	17	0	66
	31	236	132	26	4	0	74
	32	231	131	29	15	0	56
	33	183	94	18	11	0	60
	34	341	206	26	16	0	93
	35	175	91	19	12	0	53
	36	125	53	12	6	1	53
	37	230	125	20	7	0	78
	38	136	66	10	7	0	53
	39	159	92	6	7	0	54
	40	167	84	20	12	0	51
	41	247	128	27	10	0	82
	42	246	133	23	26	0	64
	43	180	116	9	14	0	41
	44	430	268	33	16	0	113
	45	221	135	18	10	0	58
	46	240	131	13	12	0	84
	47	94	59	5	9	0	21
	48	253	147	27	13	0	66
	49	188	106	17	25	0	40
	50	152	77	7	8	0	60
	51	290	177	23	10	0	80
	52	248	122	28	8	0	90
	53	210	108	12	10	0	80
	54	73	42	2	9	0	20
	55	268	149	28	16	1	74
	56	245	133	22	15	0	75

SHERIFF
DETAIL

LEGISLATIVE DISTRICT OR TOWN	ELECTION DISTRICT	TOTAL VOTERS	PATRICK M. O'FLYNN	PATRICK M. O'FLYNN	PATRICK M. O'FLYNN	SCATTER	BLANK AND VOID
			REP	IND	CON		
Irondequoit							
	57	366	212	27	14	0	113
	58	255	150	13	20	0	72
	59	216	117	21	18	0	60
	60	237	135	18	14	0	70
	61	328	195	19	22	0	92
	62	253	145	24	30	0	54
	63	182	105	17	8	0	52
	64	143	75	9	17	0	42
	65	139	64	10	9	0	56
	66	104	42	8	5	0	49
	67	214	100	18	16	0	80
	68	265	145	14	10	0	96
	69	106	44	7	2	0	53
	70	77	45	3	5	0	24
	71/72	81	38	9	4	0	30
Irondequoit		15,926	8,907	1,378	970	5	4,666
Mendon							
	1	433	252	48	30	0	103
	2	385	219	45	24	0	97
	3	458	292	38	37	0	91
	4	357	177	44	13	0	123
	5	404	245	37	33	1	88
	6	342	208	25	21	0	88
	7	421	289	27	23	0	82
	8	173	94	15	10	0	54
	9	376	223	35	30	0	88
Mendon		3,349	1,999	314	221	1	814
Ogden							
	1	235	153	12	23	0	47
	2	266	174	21	22	0	49
	3	331	214	25	26	0	66
	4	197	145	10	18	0	24
	5	242	165	16	19	0	42
	6	247	142	21	19	0	65
	7	131	96	14	6	0	15
	8	208	144	18	17	0	29
	9	252	159	23	26	0	44
	10	171	107	16	26	0	22
	11	218	137	13	24	0	44
	12	230	137	25	16	0	52
	13	207	125	19	15	0	48
	14	167	109	8	20	0	30
	15	268	164	20	21	0	63
	16	161	115	9	9	0	28
	17	182	116	7	17	0	42

SHERIFF
DETAIL

LEGISLATIVE DISTRICT OR TOWN	ELECTION DISTRICT	TOTAL VOTERS	PATRICK M. O'FLYNN	PATRICK M. O'FLYNN	PATRICK M. O'FLYNN	SCATTER	BLANK AND VOID
			REP	IND	CON		
Ogden							
	18	194	109	18	26	0	41
	19	251	158	11	31	0	51
	20	290	194	15	28	0	53
Ogden		4,448	2,863	321	409	0	855
Parma							
	1	209	131	17	28	0	33
	2	222	155	12	22	0	33
	3	174	113	14	20	0	27
	4	193	131	16	20	0	26
	5	177	120	13	17	0	27
	6	100	67	7	12	0	14
	7	191	127	10	24	0	30
	8	255	172	26	20	0	37
	9	194	130	20	14	0	30
	10	222	147	20	27	0	28
	11	204	130	15	26	0	33
	12	177	113	22	13	0	29
	13	274	186	27	26	0	35
	14	173	118	17	18	0	20
	15	168	110	16	20	0	22
Parma		2,933	1,950	252	307	0	424
Penfield							
	1	108	59	12	14	0	23
	2	248	150	25	23	0	50
	3	205	123	24	25	0	33
	4	203	128	16	27	0	32
	5	261	148	27	20	0	66
	6	175	114	14	20	0	27
	7	273	174	21	25	0	53
	8	219	139	30	12	0	38
	9	328	202	34	21	0	71
	10	210	127	25	14	0	44
	11	164	104	11	13	0	36
	12	295	205	25	19	0	46
	13	319	177	34	25	0	83
	14	275	173	18	26	0	58
	15	282	174	30	24	0	54
	16	137	83	19	6	0	29
	17	232	155	26	23	0	28
	18	195	126	25	11	0	33
	19	356	227	33	18	0	78
	20	267	176	25	22	1	43
	21	277	166	20	21	0	70
	22	237	135	22	16	0	64
	23	307	187	26	23	0	71

SHERIFF
DETAIL

LEGISLATIVE DISTRICT OR TOWN	ELECTION DISTRICT	TOTAL VOTERS	PATRICK M. O'FLYNN	PATRICK M. O'FLYNN	PATRICK M. O'FLYNN	SCATTER	BLANK AND VOID
			REP	IND	CON		
Penfield							
	24	327	217	31	26	0	53
	25	224	142	13	17	0	52
	26	154	92	18	10	0	34
	27	304	204	31	19	0	50
	28	173	114	12	12	0	35
	29	312	196	30	22	0	64
	30	295	181	28	31	0	55
	31	167	94	24	11	0	38
	32	182	120	9	6	1	46
	33	224	147	26	16	0	35
	34	149	96	16	8	0	29
	35	247	165	22	14	0	46
	36	174	120	13	8	0	33
	37	230	164	14	8	0	44
	38	132	89	8	6	0	29
	39	123	87	10	12	0	14
	40	183	119	16	10	0	38
	41	145	103	11	10	0	21
	42	137	91	13	7	0	26
Penfield		9,455	5,993	887	701	2	1,872
Perinton							
	1	259	180	11	18	0	50
	2	241	164	23	13	0	41
	3	259	179	11	14	0	55
	4	203	136	21	9	0	37
	5	104	69	8	9	0	18
	6	210	125	22	17	0	46
	7	265	171	33	6	0	55
	8	213	136	26	18	0	33
	9	285	192	22	25	0	46
	10	212	138	17	15	0	42
	11	149	90	13	12	0	34
	12	209	126	21	13	0	49
	13	183	130	7	13	0	33
	14	233	153	12	19	0	49
	15	159	97	14	13	0	35
	16	183	81	9	18	0	75
	17	272	170	18	14	0	70
	18	218	150	15	21	0	32
	19	188	128	16	18	0	26
	20	258	177	19	14	0	48
	21	250	152	24	23	0	51
	22	166	110	17	12	0	27
	23	243	174	20	15	0	34
	24	386	275	19	20	0	72
	25	184	107	20	11	0	46

SHERIFF
DETAIL

LEGISLATIVE DISTRICT OR TOWN	ELECTION DISTRICT	TOTAL VOTERS	PATRICK M. O'FLYNN	PATRICK M. O'FLYNN	PATRICK M. O'FLYNN	SCATTER	BLANK AND VOID
			REP	IND	CON		
Perinton							
	26	262	171	23	22	0	46
	27	207	142	9	12	0	44
	28	178	111	15	14	0	38
	29	138	100	13	6	0	19
	30	170	124	13	11	0	22
	31	245	172	17	15	0	41
	32	183	123	16	7	0	37
	33	243	170	25	10	0	38
	34	251	171	17	14	0	49
	35	165	119	10	10	0	26
	36	114	78	11	5	0	20
	37	209	135	18	22	0	34
	38	292	186	23	18	0	65
	39	200	141	17	21	1	20
	40	149	92	14	13	0	30
	41	148	112	8	15	0	13
	42	166	120	12	9	0	25
	43	321	212	26	31	0	52
	44	186	119	22	8	0	37
	45	347	259	17	31	0	40
	46	108	74	4	10	0	20
	47	188	128	10	15	0	35
	48	151	108	14	13	0	16
	49	190	126	14	11	0	39
	50	68	33	12	2	0	21
	51	191	150	10	13	0	18
	52	196	127	13	12	0	44
	53	189	107	15	22	0	45
	54	307	220	17	21	0	49
	55	219	158	9	10	0	42
	56	189	138	12	20	0	19
Perinton		11,702	7,836	894	823	1	2,148
Pittsford							
	1	245	146	21	15	0	63
	2	269	139	27	14	0	89
	3	416	286	21	17	0	92
	4	266	168	30	19	0	49
	5	198	114	10	13	0	61
	6	183	92	15	10	0	66
	7	135	84	12	5	0	34
	8	273	197	16	19	0	41
	9	278	176	25	12	0	65
	10	153	112	8	7	0	26
	11	243	160	12	18	1	52
	12	197	122	16	10	0	49
	13	205	125	15	16	0	49

SHERIFF
DETAIL

LEGISLATIVE DISTRICT OR TOWN	ELECTION DISTRICT	TOTAL VOTERS	PATRICK M. O'FLYNN	PATRICK M. O'FLYNN	PATRICK M. O'FLYNN	SCATTER	BLANK AND VOID
			REP	IND	CON		
Pittsford							
	14	334	219	25	15	0	75
	15	133	79	15	7	1	31
	16	202	125	16	11	0	50
	17	257	158	18	15	0	66
	18	217	143	13	7	1	53
	19	195	129	13	19	0	34
	20	264	153	23	15	0	73
	21	244	147	21	10	0	66
	22	284	187	16	17	0	64
	23	238	153	20	17	0	48
	24	265	206	10	9	0	40
	25	285	175	17	15	0	78
	26	261	171	30	19	0	41
	27	192	108	17	17	0	50
	28	198	120	21	9	0	48
	29	242	155	21	12	0	54
	30	203	129	23	2	0	49
	31	224	160	18	10	0	36
	32	281	171	22	15	0	73
	33	217	154	20	10	0	33
	34	133	85	13	8	0	27
Pittsford		7,930	5,048	620	434	3	1,825
Riga							
	1	440	220	75	74	0	71
	2	392	203	63	55	0	71
	3	312	149	60	32	0	71
	4	385	176	74	51	0	84
	5	345	160	54	61	0	70
	6	338	142	67	42	0	87
Riga		2,212	1,050	393	315	0	454
Rush							
	1	324	214	29	24	1	56
	2	259	169	37	17	0	36
	3	345	221	27	22	0	75
	4	291	183	28	17	0	63
Rush		1,219	787	121	80	1	230
Sweden							
	1	211	118	18	7	0	68
	2	122	80	8	10	0	24
	3	261	151	25	9	0	76
	4	286	175	25	25	0	61
	5	85	44	5	7	0	29
	6	217	125	18	22	0	52
	7	277	167	16	24	0	70

SHERIFF
DETAIL

LEGISLATIVE DISTRICT OR TOWN	ELECTION DISTRICT	TOTAL VOTERS	PATRICK M. O'FLYNN	PATRICK M. O'FLYNN	PATRICK M. O'FLYNN	SCATTER	BLANK AND VOID
			REP	IND	CON		
Sweden							
	8	164	105	11	12	0	36
	9	151	86	11	19	0	35
	10	315	173	33	22	1	86
	11	76	34	11	5	0	26
	12	201	133	11	24	0	33
Sweden		2,366	1,391	192	186	1	596
Webster							
	1	321	193	34	25	0	69
	2	235	132	28	13	0	62
	3	276	184	17	17	0	58
	4	163	100	13	14	0	36
	5	286	166	27	21	0	72
	6	235	158	19	13	0	45
	7	322	191	36	19	0	76
	8	255	167	29	14	0	45
	9	342	223	31	23	0	65
	10	353	234	29	32	0	58
	11	191	118	28	10	0	35
	12	332	218	24	37	0	53
	13	274	155	33	15	0	71
	14	251	151	19	18	0	63
	15	184	105	19	19	0	41
	16	216	153	13	15	0	35
	17	198	126	21	19	0	32
	18	199	124	16	13	0	46
	19	357	235	30	26	0	66
	20	273	166	19	25	1	62
	21	297	202	31	20	0	44
	22	305	190	25	17	1	72
	23	253	169	21	14	0	49
	24	493	302	49	38	0	104
	25	240	137	24	19	0	60
	26	205	137	18	13	1	36
	27	210	137	17	16	0	40
	28	206	120	25	16	0	45
	29	221	124	29	21	0	47
	30	177	87	8	9	0	73
	31	259	169	16	18	0	56
	32	262	152	17	24	0	69
	33	293	182	27	21	1	62
	34	141	90	8	6	0	37
	35	157	104	12	13	0	28
	36	245	160	23	27	0	35
	37	308	190	36	19	1	62
	38	341	190	29	28	1	93
	39	248	163	21	10	0	54

SHERIFF
DETAIL

LEGISLATIVE DISTRICT OR TOWN	ELECTION DISTRICT	TOTAL VOTERS	PATRICK M. O'FLYNN	PATRICK M. O'FLYNN	PATRICK M. O'FLYNN	SCATTER	BLANK AND VOID
			REP	IND	CON		
Webster							
	40	372	216	23	17	0	116
	41	244	146	27	30	0	41
	42	245	144	22	19	0	60
	43	175	120	15	9	0	31
Webster		11,160	6,930	1,008	812	6	2,404
Wheatland							
	1	217	133	26	19	0	39
	2	233	131	26	21	0	55
	3	221	137	29	18	0	37
	4	181	110	13	21	0	37
	5	207	137	19	22	0	29
Wheatland		1,059	648	113	101	0	197
TOWNS		130,097	79,080	11,277	9,528	35	30,177
GRAND TOTAL:		169,183	91,994	15,400	11,154	56	50,579

COUNTY LEGISLATOR
1ST DISTRICT
2 YEAR TERM

LEGISLATIVE DISTRICT OR TOWN	ELECTION DISTRICT	TOTAL VOTERS	DICK YOLEVICH	DICK YOLEVICH	DICK YOLEVICH	SCATTER	BLANK AND VOID
			REP	IND	CON		
Ogden							
	3	331	180	20	27	0	104
	5	242	127	15	14	0	86
	7	131	76	8	6	0	41
	8	208	112	10	16	0	70
	12	230	118	13	14	0	85
	16	161	91	6	11	0	53
Ogden		1,303	704	72	88	0	439
Parma							
	1	209	108	13	25	0	63
	2	222	140	12	20	0	50
	3	174	89	15	21	0	49
	4	193	115	11	25	0	42
	5	177	107	11	20	0	39
	6	100	61	4	11	0	24
	7	191	107	4	24	1	55
	8	255	152	24	21	0	58
	9	194	106	17	16	0	55
	10	222	126	18	29	0	49
	11	204	118	11	22	0	53
	12	177	95	23	10	0	49
	13	274	158	14	25	0	77
	14	173	95	12	15	0	51
	15	168	91	12	20	0	45
Parma		2,933	1,668	201	304	1	759
Sweden							
	1	211	98	11	7	0	95
	3	261	140	16	11	1	93
	4	286	147	22	20	0	97
	7	277	140	13	23	0	101
Sweden		1,035	525	62	61	1	386
GRAND TOTAL:		5,271	2,897	335	453	2	1,584

COUNTY LEGISLATOR
2ND DISTRICT
4 YEAR TERM

LEGISLATIVE DISTRICT OR TOWN	ELECTION DISTRICT	TOTAL VOTERS	WAYNE ZYRA	WAYNE ZYRA	WAYNE ZYRA	SCATTER	BLANK AND VOID
			REP	IND	CON		
Clarkson	1	255	129	19	23	0	84
	2	234	122	12	9	0	91
	3	290	153	14	27	0	96
	4	320	181	19	23	0	97
	5	245	137	21	25	0	62
	6	199	103	11	16	0	69
Clarkson		1,543	825	96	123	0	499
Hamlin	1	186	94	19	25	0	48
	2	299	189	15	14	0	81
	3/11	193	103	13	20	0	57
	4	189	112	14	9	0	54
	5	201	115	7	20	0	59
	6	129	65	9	13	0	42
	7	302	168	19	24	0	91
	8	190	114	8	15	0	53
	9	165	104	9	10	0	42
	10	278	171	9	23	0	75
Hamlin		2,132	1,235	122	173	0	602
Sweden	2	122	64	9	10	1	38
	5	85	39	6	4	0	36
	6	217	114	13	20	0	70
	8	164	94	10	14	0	46
	9	151	77	10	15	0	49
	10	315	166	22	19	2	106
	11	76	27	10	3	0	36
	12	201	113	7	25	0	56
Sweden		1,331	694	87	110	3	437
GRAND TOTAL:		5,006	2,754	305	406	3	1,538

COUNTY LEGISLATOR
3RD DISTRICT
4 YEAR TERM

LEGISLATIVE DISTRICT OR TOWN	ELECTION DISTRICT	TOTAL VOTERS	MARY VALERIO	JAMES N. VANDERVOORT	MARY VALERIO	MARY VALERIO	JAMES N. VANDERVOORT	SCATTER	BLANK AND VOID
			REP	DEM	IND	CON	WOR		
Chili									
	1	200	132	39	6	10	4	0	9
	4	141	73	37	7	8	6	0	10
	6	242	131	77	11	12	3	0	8
	7	123	53	38	5	8	3	0	16
	8	208	105	46	11	22	7	0	17
	9	262	140	69	14	12	7	0	20
	10	147	75	28	4	24	5	0	11
	11	161	98	42	3	10	2	0	6
	12	195	112	41	6	19	4	0	13
	13	289	169	69	10	16	7	0	18
	14	241	128	52	11	28	4	0	18
	16	269	154	68	13	19	0	0	15
	17	513	280	130	20	33	10	0	40
	18	159	80	52	3	9	0	0	15
	19	221	116	72	3	16	3	0	11
	20	283	134	88	12	23	8	0	18
	21	166	81	51	6	13	5	0	10
	22	150	63	49	9	12	6	0	11
	23	185	113	39	7	18	4	0	4
	24	295	132	95	13	25	5	0	25
	25	162	59	74	6	8	3	0	12
	26	243	119	66	12	17	4	0	25
	27	195	96	52	8	24	3	0	12
	28	167	80	61	2	7	1	0	16
	29	157	77	53	7	13	3	0	4
	30	83	42	24	4	4	3	0	6
	31	8	3	3	0	2	0	0	0
	32	151	78	42	2	16	4	0	9
	33	192	108	51	4	16	5	0	8
GRAND TOTAL:		<u>5,808</u>	<u>3,031</u>	<u>1,608</u>	<u>219</u>	<u>444</u>	<u>119</u>	<u>0</u>	<u>387</u>

COUNTY LEGISLATOR
4TH DISTRICT
4 YEAR TERM

LEGISLATIVE DISTRICT OR TOWN	ELECTION DISTRICT	TOTAL VOTERS	STEVE TUCCIARELLO REP	NORMA A. POLIZZI DEM	NORMA A. POLIZZI IND	STEVE TUCCIARELLO CON	NORMA A. POLIZZI WOR	SCATTER	BLANK AND VOID
Chili	5	217	99	72	10	11	7	0	18
	15	199	109	49	3	18	8	0	12
Chili		416	208	121	13	29	15	0	30
Gates	1	170	78	59	7	12	3	0	11
	2	225	107	84	4	14	1	0	15
	3	152	58	61	4	11	6	0	12
	4	228	101	84	11	14	3	0	15
	5	335	44	167	9	12	3	0	100
	6	228	118	70	5	12	3	0	20
	7	383	173	144	11	21	7	0	27
	8	197	115	59	3	6	1	0	13
	10	126	53	53	1	7	2	0	10
	11	174	82	60	2	12	1	0	17
	12	158	64	60	7	9	2	0	16
	14	160	80	45	3	8	1	0	23
	15	294	155	85	3	20	8	0	23
	18	193	91	65	3	16	2	0	16
	19	232	99	95	4	16	2	0	16
	20	212	83	87	9	14	5	0	14
	21	223	118	69	6	13	2	0	15
	22	184	90	54	6	15	3	0	16
	23	226	98	79	10	21	2	0	16
	24	206	95	63	5	8	6	0	29
	25	231	94	104	4	11	4	0	14
	26	235	101	93	5	19	5	0	12
	27	221	79	96	10	16	4	0	16
	28	168	88	57	4	7	4	0	8
	30	130	44	58	2	6	2	0	18

COUNTY LEGISLATOR
 4TH DISTRICT
 4 YEAR TERM

LEGISLATIVE DISTRICT OR TOWN	ELECTION DISTRICT	TOTAL VOTERS	STEVE TUCCIARELLO REP	NORMA A. POLIZZI DEM	NORMA A. POLIZZI IND	STEVE TUCCIARELLO CON	NORMA A. POLIZZI WOR	SCATTER	BLANK AND VOID
Gates	31	171	87	51	1	14	3	0	15
	32	257	128	95	4	9	5	0	16
	34	176	85	58	5	11	4	0	13
	35	159	74	58	3	8	5	0	11
Gates		6,054	2,682	2,213	151	362	99	0	547
GRAND TOTAL:		6,470	2,890	2,334	164	391	114	0	577

COUNTY LEGISLATOR
5TH DISTRICT
2 YEAR TERM

LEGISLATIVE DISTRICT OR TOWN	ELECTION DISTRICT	TOTAL VOTERS	MARK J. CASSETTI REP	MARK J. CASSETTI IND	MARK J. CASSETTI CON	SCATTER	BLANK AND VOID
Greece	4	152	84	9	12	0	47
	13	171	86	9	14	0	62
	15	137	84	8	10	0	35
	28	188	108	23	13	0	44
	36	216	116	14	19	0	67
	42	158	91	5	11	0	51
	45	211	126	12	17	0	56
	49	161	89	15	14	0	43
	50	176	101	10	13	0	52
	53	146	84	6	9	0	47
	55	154	77	22	19	0	36
	56	242	135	26	17	0	64
	60	138	64	13	10	0	51
	62	222	119	12	15	0	76
	64	161	87	11	11	2	50
	72	183	113	14	19	0	37
	75	118	55	7	6	0	50
	80	226	119	19	19	0	69
	85	189	109	11	26	0	43
	86	243	153	13	15	0	62
	88	160	91	10	17	0	42
	91	282	157	16	26	2	81
	95	125	72	8	6	0	39
	96	202	96	19	18	1	68
	97	323	198	24	25	0	76
	101	140	78	7	16	0	39
	104	235	135	18	13	0	69
	105	131	84	7	9	0	31
GRAND TOTAL:		5,190	2,911	368	419	5	1,487

COUNTY LEGISLATOR
6TH DISTRICT
2 YEAR TERM

LEGISLATIVE DISTRICT OR TOWN	ELECTION DISTRICT	TOTAL VOTERS	RAY	PATRICIA	RAY	RAY	CHRIS	PATRICIA	CHRIS	SCATTER	BLANK AND VOID
			DIRADDO	AMATO	DIRADDO	DIRADDO	HILDERBRANT	AMATO	HILDERBRANT		
			REP	DEM	IND	CON	WOR	SJ	GRE		
Leg. Dist. 06											
	1	420	146	130	17	17	40	5	12	0	53
	2	174	58	44	3	7	24	2	7	0	29
	3	265	104	67	9	13	23	7	1	0	41
	4	284	90	85	6	18	30	7	7	0	41
	5	258	72	83	6	14	43	4	11	0	25
	6	238	68	76	13	8	31	5	5	0	32
Leg. Dist. 06		1,639	538	485	54	77	191	30	43	0	221
Greece											
	5	154	59	42	4	9	25	5	3	0	7
	6	157	57	39	2	14	26	0	6	0	13
	7	233	98	52	7	11	38	6	3	0	18
	8	181	81	46	7	7	26	0	2	0	12
	9	181	79	43	3	16	22	3	4	0	11
	10	192	76	54	7	11	35	0	4	0	5
	11	108	32	40	0	13	9	1	5	0	8
	12	130	55	40	7	6	10	3	1	0	8
	19	158	63	38	2	5	32	2	5	0	11
	20	170	68	43	4	15	23	5	2	0	10
	21	188	66	62	4	18	18	6	4	0	10
	22	141	60	40	2	8	12	2	4	0	13
	23	346	154	101	8	18	24	4	4	0	33
	25	225	89	57	5	12	29	6	13	0	14
	26	201	76	82	2	11	14	1	5	0	10
	30	171	63	54	4	11	8	7	4	0	20
	31	163	70	52	2	8	18	1	2	0	10
	40	195	91	56	3	7	20	3	2	0	13
	41	253	80	105	7	16	17	6	8	0	14
	46	147	71	34	5	12	12	4	1	0	8
	47	234	97	73	7	19	19	4	4	0	11

COUNTY LEGISLATOR
6TH DISTRICT
2 YEAR TERM

LEGISLATIVE DISTRICT OR TOWN	ELECTION DISTRICT	TOTAL VOTERS	RAY	PATRICIA	RAY	RAY	CHRIS	PATRICIA	CHRIS	SCATTER	BLANK AND VOID
			DIRADDO REP	AMATO DEM	DIRADDO IND	DIRADDO CON	HILDERBRANT WOR	AMATO SJ	HILDERBRANT GRE		
Greece	48	175	68	55	4	5	27	2	2	0	12
	63	250	76	75	6	14	42	8	14	0	15
	78	188	80	52	4	13	22	1	4	0	12
Greece		4,541	1,809	1,335	106	279	528	80	106	0	298
GRAND TOTAL:		6,180	2,347	1,820	160	356	719	110	149	0	519

COUNTY LEGISLATOR
7TH DISTRICT
4 YEAR TERM

LEGISLATIVE DISTRICT OR TOWN	ELECTION DISTRICT	TOTAL VOTERS	DOUG DOBSON	DOUG DOBSON	DOUG DOBSON	SCATTER	BLANK AND VOID
			REP	IND	CON		
Leg. Dist. 07							
	1	384	139	33	11	2	199
	2	246	68	19	17	0	142
	3	189	63	17	7	0	102
Leg. Dist. 07		819	270	69	35	2	443
Greece							
	1	180	84	20	22	0	54
	2	178	93	18	16	0	51
	16	115	68	16	11	0	20
	34	202	123	17	17	0	45
	35	213	98	23	23	0	69
	38	240	149	12	26	1	52
	43	129	77	5	18	0	29
	44	236	129	18	18	0	71
	54	148	86	8	14	1	39
	58	191	116	16	10	0	49
	70	199	115	17	17	0	50
	71	244	155	23	19	0	47
	74	125	73	15	7	0	30
	76	146	98	11	8	0	29
	79	233	138	12	29	0	54
	82	128	58	17	6	0	47
	84	241	133	26	14	0	68
	89	151	81	5	11	0	54
	90	166	88	2	13	0	63
	98	213	114	13	13	0	73
	99	194	116	14	18	0	46
	102	184	95	24	16	0	49
	103	202	103	13	24	0	62
	106	123	68	5	13	0	37
	107	99	60	7	6	0	26
Greece		4,480	2,518	357	389	2	1,214
GRAND TOTAL:		5,299	2,788	426	424	4	1,657

COUNTY LEGISLATOR
8TH DISTRICT
2 YEAR TERM

LEGISLATIVE DISTRICT OR TOWN	ELECTION DISTRICT	TOTAL VOTERS	DAVE MALTA REP	CHRISTOPHER R. GORMAN DEM	CHRISTOPHER R. GORMAN IND	DAVE MALTA CON	CHRISTOPHER R. GORMAN WOR	SCATTER	BLANK AND VOID
Webster	1	321	117	147	21	16	6	0	14
	2	235	92	100	12	11	6	0	14
	3	276	129	109	9	14	3	0	12
	4	163	58	73	4	18	4	0	6
	5	286	112	116	19	22	5	0	12
	9	342	168	108	18	23	4	0	21
	10	353	173	125	18	26	3	0	8
	13	274	131	94	11	12	8	0	18
	14	251	109	114	6	12	3	0	7
	17	198	97	60	10	16	7	0	8
	19	357	185	117	11	22	4	0	18
	20	273	128	96	15	20	4	0	10
	23	253	113	103	6	16	3	0	12
	24	493	224	197	13	38	7	0	14
	25	240	91	110	8	11	5	0	15
	27	210	97	75	10	17	4	0	7
	28	206	82	90	10	12	3	0	9
	29	221	76	104	14	12	2	0	13
	30	177	61	75	9	9	7	1	15
	31	259	120	82	14	15	4	0	24
	32	262	105	102	12	21	4	0	18
	33	293	122	117	15	22	4	0	13
	34	141	75	40	5	8	2	0	11
	36	245	120	80	14	21	4	0	6
	38	341	143	144	14	19	6	0	15
	40	372	166	160	12	18	3	0	13
	41	244	118	79	8	26	5	0	8
	42	245	120	26	8	17	5	0	69
GRAND TOTAL:		<u>7,531</u>	<u>3,332</u>	<u>2,843</u>	<u>326</u>	<u>494</u>	<u>125</u>	<u>1</u>	<u>410</u>

COUNTY LEGISLATOR
9TH DISTRICT
2 YEAR TERM

LEGISLATIVE DISTRICT OR TOWN	ELECTION DISTRICT	TOTAL VOTERS	TONY LAFOUNTAIN	MEL CALLAN	MEL CALLAN	TONY LAFOUNTAIN	MEL CALLAN	SCATTER	BLANK AND VOID
			REP	DEM	IND	CON	WOR		
Penfield	1	108	46	35	5	14	0	0	8
	2	248	114	85	10	16	6	0	17
	3	205	96	61	10	25	1	0	12
	4	203	91	53	8	32	6	0	13
	6	175	88	51	4	17	5	0	10
	7	273	134	91	9	23	3	0	13
	10	210	102	69	6	15	7	0	11
	11	164	71	53	9	11	6	0	14
	14	275	111	102	23	18	5	0	16
	15	282	131	87	14	19	4	0	27
	16	137	66	51	6	8	0	0	6
	18	195	91	74	8	7	3	0	12
	19	356	182	128	9	19	5	0	13
	20	267	144	74	9	21	3	0	16
	21	277	126	91	6	19	4	0	31
	23	307	140	112	12	21	8	0	14
	24	327	167	94	12	27	3	0	24
	25	224	111	66	9	16	1	0	21
	27	304	154	102	16	17	2	0	13
	28	173	83	56	7	12	3	0	12
	29	312	144	100	15	20	8	0	25
	30	295	154	81	18	27	4	0	11
	31	167	61	68	9	11	3	0	15
	32	182	87	68	3	5	2	0	17
	35	247	118	96	7	15	1	0	10
	36	174	96	45	9	9	1	0	14
	37	230	135	61	4	12	2	0	16
	38	132	65	48	3	6	2	0	8
	39	123	70	36	1	12	0	0	4
	41	145	73	39	6	11	2	0	14
	42	137	63	48	7	10	1	0	8
GRAND TOTAL:		<u>6,854</u>	<u>3,314</u>	<u>2,225</u>	<u>274</u>	<u>495</u>	<u>101</u>	<u>0</u>	<u>445</u>

COUNTY LEGISLATOR
10TH DISTRICT
2 YEAR TERM

LEGISLATIVE DISTRICT OR TOWN	ELECTION DISTRICT	TOTAL VOTERS	BILL SMITH REP	TED NIXON DEM	TED NIXON IND	BILL SMITH CON	TED NIXON WOR	SCATTER	BLANK AND VOID
East Rochester									
	1	261	95	95	12	16	8	0	35
	2	276	123	77	8	11	8	0	49
	3	267	129	90	6	10	5	0	27
	4	224	92	75	12	6	8	0	31
	5	183	78	66	4	8	5	0	22
East Rochester		1,211	517	403	42	51	34	0	164
Pittsford									
	1	245	97	104	15	12	8	0	9
	2	269	100	127	9	13	6	0	14
	3	416	239	129	13	14	5	0	16
	4	266	126	100	11	13	4	0	12
	5	198	78	92	2	13	5	0	8
	6	183	56	83	3	7	3	0	31
	7	135	60	58	4	6	1	0	6
	8	273	154	78	8	16	1	0	16
	9	278	136	111	5	11	3	0	12
	11	243	133	72	6	17	4	0	11
	12	197	80	87	8	6	3	0	13
	13	205	94	88	11	10	1	0	1
	14	334	174	118	7	17	2	0	16
	15	133	61	46	5	7	4	0	10
	16	202	91	83	5	10	4	0	9
	18	217	103	82	4	7	2	0	19
	19	195	98	56	2	18	4	0	17
	20	264	110	124	11	10	3	0	6
	23	238	122	77	8	19	0	0	12
	25	285	137	113	7	13	1	0	14
	27	192	94	71	4	16	3	0	4
	28	198	97	70	5	8	2	0	16
	29	242	127	83	7	8	4	0	13
	30	203	77	102	12	1	4	0	7
	32	281	118	116	14	16	2	0	15
Pittsford		5,892	2,762	2,270	186	288	79	0	307
GRAND TOTAL:		7,103	3,279	2,673	228	339	113	0	471

COUNTY LEGISLATOR
11TH DISTRICT
2 YEAR TERM

LEGISLATIVE DISTRICT OR TOWN	ELECTION DISTRICT	TOTAL VOTERS	MIKE BARKER REP	DAVID T. STOCKMEISTER DEM	DAVID T. STOCKMEISTER IND	MIKE BARKER CON	SCATTER	BLANK AND VOID
East Rochester	6	196	96	47	16	2	0	35
	7	242	110	68	10	23	0	31
East Rochester		438	206	115	26	25	0	66
Perinton	4	203	119	55	4	11	0	14
	5	104	55	31	2	9	0	7
	6	210	110	74	7	12	0	7
	7	265	156	77	8	13	0	11
	9	285	188	53	5	28	0	11
	10	212	102	70	5	16	0	19
	11	149	69	52	12	9	0	7
	14	233	148	58	4	16	0	7
	19	188	105	46	5	21	0	11
	24	386	236	93	3	20	0	34
	25	184	102	56	6	7	0	13
	30	170	111	29	2	15	0	13
	31	245	163	52	4	16	0	10
	34	251	136	69	5	12	0	29
	36	114	65	36	1	5	0	7
	37	209	128	43	2	24	0	12
	38	292	185	63	4	21	0	19
	39	200	126	31	8	23	0	12
	42	166	100	49	1	9	0	7
	43	321	206	67	9	29	0	10
	47	188	126	37	1	17	0	7
	48	151	97	30	2	13	0	9
	50	68	24	33	4	2	0	5
	54	307	170	79	6	27	0	25
	56	189	128	37	1	19	0	4
Perinton		5,290	3,155	1,320	111	394	0	310
GRAND TOTAL:		5,728	3,361	1,435	137	419	0	376

COUNTY LEGISLATOR
12TH DISTRICT
2 YEAR TERM

LEGISLATIVE DISTRICT OR TOWN	ELECTION DISTRICT	TOTAL VOTERS	JEFF ADAIR	JEFF ADAIR	JEFF ADAIR	SCATTER	BLANK AND VOID
			REP	IND	CON		
Mendon							
	1	433	221	44	30	0	138
	2	385	183	37	24	0	141
	3	458	254	33	36	0	135
	4	357	163	30	14	0	150
	5	404	212	32	32	0	128
	6	342	179	23	22	1	117
	7	421	248	19	23	0	131
	8	173	82	16	9	0	66
	9	376	206	26	25	0	119
Mendon		3,349	1,748	260	215	1	1,125
Pittsford							
	10	153	94	8	8	0	43
	17	257	130	19	15	1	92
	22	284	144	18	18	0	104
	24	265	174	11	11	0	69
	26	261	141	26	18	0	76
	31	224	122	20	10	0	72
	33	217	137	17	10	0	53
	34	133	74	10	8	0	41
Pittsford		1,794	1,016	129	98	1	550
Rush							
	1	324	179	25	22	0	98
	2	259	139	33	13	0	74
	3	345	181	25	24	0	115
	4	291	153	24	14	0	100
Rush		1,219	652	107	73	0	387
Wheatland							
	1	217	120	23	22	0	52
	2	233	138	29	17	0	49
	3	221	130	23	17	0	51
	4	181	107	13	23	0	38
	5	207	122	18	28	0	39
Wheatland		1,059	617	106	107	0	229
GRAND TOTAL:		7,421	4,033	602	493	2	2,291

COUNTY LEGISLATOR
13TH DISTRICT
4 YEAR TERM

LEGISLATIVE DISTRICT OR TOWN	ELECTION DISTRICT	TOTAL VOTERS	JACK	JON	JACK	JACK	SCATTER	BLANK AND VOID
			DRISCOLL REP	D. GOLDSMITH DEM	DRISCOLL IND	DRISCOLL CON		
Henrietta	1	240	124	62	12	18	0	24
	2	146	79	35	10	9	0	13
	6	201	107	43	8	20	0	23
	7	193	84	70	5	16	0	18
	8	190	82	66	11	9	0	22
	9	139	66	46	8	10	0	9
	10	181	98	46	10	11	0	16
	12	200	99	65	12	12	0	12
	13	188	80	76	6	12	0	14
	14	141	77	32	11	8	0	13
	15	198	89	63	21	10	0	15
	17	204	92	65	15	14	0	18
	18	218	113	57	15	12	1	20
	19	150	70	42	13	13	0	12
	20	180	86	64	7	9	0	14
	21	161	69	48	10	15	0	19
	22	266	131	89	11	18	0	17
	25	208	113	54	5	18	0	18
	26	263	132	73	16	18	0	24
	27	264	140	79	9	25	0	11
	28	229	115	64	14	15	0	21
	29	192	87	68	12	10	0	15
	30	278	129	97	16	17	0	19
	31	130	57	44	7	12	0	10
	32	262	134	89	13	14	0	12
	33	154	76	54	5	6	0	13
	35	177	90	55	8	11	0	13
GRAND TOTAL:		5,353	2,619	1,646	290	362	1	435

COUNTY LEGISLATOR
14TH DISTRICT
4 YEAR TERM

LEGISLATIVE DISTRICT OR TOWN	ELECTION DISTRICT	TOTAL VOTERS	ALEX ZAPESOCHNY	TRAVIS R. HEIDER	ALEX ZAPESOCHNY	ALEX ZAPESOCHNY	MARY ELLEN L. BLANCHARD	SCATTER	BLANK AND VOID
			REP	DEM	IND	CON	WOR		
Brighton	1	302	96	164	4	10	12	0	16
	4	229	57	133	8	6	12	0	13
	5	236	52	154	1	4	16	0	9
	6	354	147	156	6	10	16	0	19
	10	286	105	155	6	6	5	0	9
	12	343	111	190	6	12	11	0	13
	13	222	70	105	6	9	16	0	16
	15	179	59	86	3	9	10	0	12
	17	170	26	110	4	0	2	0	28
	19	187	49	109	5	4	9	0	11
	21	210	57	124	2	5	7	0	15
	22	267	100	129	6	8	10	0	14
	23	248	81	140	5	6	7	0	9
	27	233	67	134	6	6	8	0	12
	28	303	104	157	7	8	9	0	18
	30	434	127	192	12	4	17	0	82
	31	234	83	118	4	6	3	0	20
	32	291	102	150	12	7	8	0	12
	33	307	130	140	8	8	8	0	13
	36	116	28	59	2	5	4	0	18
	37	247	78	127	10	7	8	0	17
	38	298	95	159	6	7	12	0	19
	39	211	66	115	2	6	12	0	10
	40	419	170	202	15	6	5	0	21
	41	240	70	134	9	4	6	0	17
	42	89	20	51	2	5	6	0	5
	43	256	93	115	4	12	8	1	23
	45	114	34	49	4	14	3	0	10

COUNTY LEGISLATOR
 14TH DISTRICT
 4 YEAR TERM

LEGISLATIVE DISTRICT OR TOWN	ELECTION DISTRICT	TOTAL VOTERS	ALEX ZAPESOCHNY REP	TRAVIS R. HEIDER DEM	ALEX ZAPESOCHNY IND	ALEX ZAPESOCHNY CON	MARY ELLEN L. BLANCHARD WOR	SCATTER	BLANK AND VOID
Brighton	46	119	33	66	3	4	3	0	10
Brighton		7,144	2,310	3,723	168	198	253	1	491
Henrietta	4	184	68	86	2	4	9	0	15
Henrietta	5	227	115	59	9	17	6	0	21
Henrietta		411	183	145	11	21	15	0	36
GRAND TOTAL:		7,555	2,493	3,868	179	219	268	1	527

COUNTY LEGISLATOR
15TH DISTRICT
2 YEAR TERM

LEGISLATIVE DISTRICT OR TOWN	ELECTION DISTRICT	TOTAL VOTERS	DAN QUATRO	DAN QUATRO	DAN QUATRO	SCATTER	BLANK AND VOID
			REP	IND	CON		
Brighton	3	229	106	8	7	0	108
	8	240	120	15	5	0	100
	16	174	113	11	2	0	48
	29	168	67	9	7	0	85
Brighton		811	406	43	21	0	341
Penfield	5	261	131	24	22	0	84
	8	219	113	23	13	0	70
	9	328	167	28	22	1	110
	12	295	181	19	20	1	74
	13	319	143	40	21	0	115
	17	232	134	26	23	0	49
	22	237	111	18	13	0	95
	26	154	76	19	8	0	51
	33	224	127	20	16	0	61
	34	149	86	14	10	1	38
	40	183	106	16	7	0	54
Penfield		2,601	1,375	247	175	3	801
Webster	6	235	131	13	15	0	76
	7	322	158	30	19	0	115
	8	255	136	24	15	0	80
	11	191	103	23	9	0	56
	12	332	190	22	33	0	87
	15	184	85	15	19	0	65
	16	216	126	13	16	0	61
	18	199	103	10	13	0	73
	21	297	174	28	15	0	80
	22	305	157	23	16	1	108
	26	205	118	14	14	1	58
	35	157	87	11	13	0	46
	37	308	158	28	15	1	106
	39	248	144	20	9	0	75
	43	175	95	13	11	0	56
Webster		3,629	1,965	287	232	3	1,142
GRAND TOTAL:		7,041	3,746	577	428	6	2,284

COUNTY LEGISLATOR
16TH DISTRICT
2 YEAR TERM

<u>LEGISLATIVE DISTRICT OR TOWN</u>	<u>ELECTION DISTRICT</u>	<u>TOTAL VOTERS</u>	LYDIA V. DZUS <u>REP</u>	STEPHANIE POLOWE ALDERSLEY <u>DEM</u>	STEPHANIE POLOWE ALDERSLEY <u>IND</u>	LYDIA V. DZUS <u>CON</u>	STEPHANIE POLOWE ALDERSLEY <u>WOR</u>	<u>SCATTER</u>	<u>BLANK AND VOID</u>
Irondequoit									
	1	264	79	137	6	9	4	0	29
	3	301	78	144	20	18	10	0	31
	4	234	73	128	4	11	1	0	17
	7	358	105	195	20	12	5	0	21
	8	240	65	133	12	10	3	0	17
	9	279	81	148	12	11	5	0	22
	10	281	77	154	17	15	5	0	13
	14	324	71	187	18	12	15	0	21
	15	308	99	152	15	20	3	0	19
	16	301	88	171	6	11	4	0	21
	18	279	85	136	14	12	5	0	27
	20	242	80	124	8	9	4	0	17
	22	261	80	128	20	10	1	0	22
	25	229	64	119	8	14	5	0	19
	27	139	35	79	4	13	3	0	5
	28	200	58	98	13	13	3	0	15
	30	226	61	104	14	9	10	0	28
	33	183	45	102	13	9	2	0	12
	34	341	106	172	17	11	5	0	30
	40	167	45	84	13	11	3	0	11
	42	246	72	122	9	21	4	0	18
	44	430	138	233	18	10	5	0	26
	46	240	63	132	11	6	5	1	22
	49	188	54	89	14	16	7	0	8
	51	290	70	183	8	7	6	0	16
	53	210	57	111	7	4	5	0	26
	57	366	99	212	11	8	7	0	29
	59	216	47	120	12	12	3	0	22
	60	237	67	131	9	11	3	0	16
	62	253	69	121	9	20	9	0	25

COUNTY LEGISLATOR
 16TH DISTRICT
 2 YEAR TERM

<u>LEGISLATIVE DISTRICT OR TOWN</u>	<u>ELECTION DISTRICT</u>	<u>TOTAL VOTERS</u>	<u>LYDIA V. DZUS REP</u>	<u>STEPHANIE POLOWE ALDERSLEY DEM</u>	<u>STEPHANIE POLOWE ALDERSLEY IND</u>	<u>LYDIA V. DZUS CON</u>	<u>STEPHANIE POLOWE ALDERSLEY WOR</u>	<u>SCATTER</u>	<u>BLANK AND VOID</u>
Irondequoit	63	182	53	100	6	7	4	0	12
	68	265	83	128	9	7	5	0	33
GRAND TOTAL:		<u>8,280</u>	<u>2,347</u>	<u>4,377</u>	<u>377</u>	<u>369</u>	<u>159</u>	<u>1</u>	<u>650</u>

COUNTY LEGISLATOR
17TH DISTRICT
2 YEAR TERM

LEGISLATIVE DISTRICT OR TOWN	ELECTION DISTRICT	TOTAL VOTERS	PHIL MIGLIORATTI	TED O'BRIEN	TED O'BRIEN	PHIL MIGLIORATTI	TED O'BRIEN	SCATTER	BLANK AND VOID
			REP	DEM	IND	CON	WOR		
Irondequoit	2	217	86	94	8	9	3	0	17
	5	213	69	110	1	13	9	0	11
	11	145	76	48	3	7	1	0	10
	12	197	60	102	9	6	9	1	10
	13	337	92	194	10	17	5	0	19
	17	165	58	79	6	9	2	0	11
	19	256	78	135	9	14	4	0	16
	21	232	66	133	8	7	6	0	12
	23	237	77	117	13	9	3	0	18
	24	203	70	100	3	14	5	0	11
	26	156	49	74	0	7	1	0	25
	29	189	76	81	4	7	3	0	18
	32	231	80	108	10	12	8	0	13
	35	175	62	81	7	10	2	0	13
	36	125	27	74	6	8	3	1	6
	37	230	89	107	8	6	3	0	17
	38	136	31	66	3	8	6	0	22
	39	159	60	67	6	3	1	0	22
	41	247	78	129	8	9	6	0	17
	43	180	67	77	5	9	5	0	17
	45	221	68	116	5	12	5	0	15
	47	94	25	51	4	7	1	0	6
	48	253	88	128	10	8	4	0	15
	50	152	47	81	2	5	3	0	14
	52	248	83	112	14	11	7	0	21
	54	73	21	31	3	5	4	0	9
	55	268	89	127	8	14	6	0	24
	56	245	79	112	5	16	5	0	28
	58	255	89	96	14	20	4	0	32
	61	328	139	139	14	22	2	0	12

COUNTY LEGISLATOR
17TH DISTRICT
2 YEAR TERM

LEGISLATIVE DISTRICT OR TOWN	ELECTION DISTRICT	TOTAL VOTERS	PHIL MIGLIORATTI REP	TED O'BRIEN DEM	TED O'BRIEN IND	PHIL MIGLIORATTI CON	TED O'BRIEN WOR	SCATTER	BLANK AND VOID
Irondequoit	65	139	50	55	3	10	5	0	16
	66	104	22	50	5	3	7	0	17
	67	214	67	108	6	15	4	0	14
	69	106	33	48	2	5	1	0	17
	71/72	81	20	42	2	3	4	0	10
GRAND TOTAL:		<u>6,811</u>	<u>2,271</u>	<u>3,272</u>	<u>224</u>	<u>340</u>	<u>147</u>	<u>2</u>	<u>555</u>

COUNTY LEGISLATOR
18TH DISTRICT
4 YEAR TERM

<u>LEGISLATIVE DISTRICT OR TOWN</u>	<u>ELECTION DISTRICT</u>	<u>TOTAL VOTERS</u>	CIARAN T. HANNA <u>REP</u>	ROBERT E. ANTONITIS <u>DEM</u>	ROBERT E. ANTONITIS <u>IND</u>	CIARAN T. HANNA <u>CON</u>	ROBERT E. ANTONITIS <u>WOR</u>	<u>SCATTER</u>	<u>BLANK AND VOID</u>
Perinton									
	1	259	136	84	4	19	1	0	15
	2	241	118	92	10	10	4	0	7
	3	259	127	93	5	12	0	0	22
	8	213	107	67	8	16	2	0	13
	12	209	77	83	12	11	4	0	22
	13	183	102	54	1	13	0	0	13
	15	159	74	53	2	17	2	0	11
	16	183	92	59	7	13	2	0	10
	17	272	125	108	3	10	8	0	18
	18	218	108	76	2	15	3	0	14
	20	258	135	94	7	10	1	0	11
	21	250	107	73	5	25	7	0	33
	22	166	74	59	9	13	2	0	9
	23	243	134	70	6	18	1	0	14
	26	262	130	83	11	22	2	0	14
	27	207	108	67	7	12	2	0	11
	28	178	86	65	4	12	4	0	7
	29	138	72	42	6	6	2	0	10
	32	183	89	60	6	5	1	0	22
	33	243	118	98	4	12	4	0	7
	35	165	88	51	4	10	0	0	12
	40	149	75	46	7	11	2	0	8
	41	148	76	41	1	16	0	0	14
	44	186	83	78	9	10	2	0	4
	45	347	205	84	10	25	3	0	20
	46	108	52	31	4	10	1	0	10
	49	190	103	59	7	11	1	0	9
	51	191	120	44	4	16	0	0	7
	52	196	96	61	4	14	1	0	20
	53	189	68	89	5	22	2	0	3

COUNTY LEGISLATOR
18TH DISTRICT
4 YEAR TERM

<u>LEGISLATIVE DISTRICT OR TOWN</u>	<u>ELECTION DISTRICT</u>	<u>TOTAL VOTERS</u>	<u>CIARAN T. HANNA REP</u>	<u>ROBERT E. ANTONITIS DEM</u>	<u>ROBERT E. ANTONITIS IND</u>	<u>CIARAN T. HANNA CON</u>	<u>ROBERT E. ANTONITIS WOR</u>	<u>SCATTER</u>	<u>BLANK AND VOID</u>
Perinton	55	219	134	62	4	9	0	0	10
Perinton		6,412	3,219	2,126	178	425	64	0	400
Pittsford	21	244	100	108	3	11	4	0	18
Pittsford		244	100	108	3	11	4	0	18
GRAND TOTAL:		6,656	3,319	2,234	181	436	68	0	418

COUNTY LEGISLATOR
19TH DISTRICT
4 YEAR TERM

LEGISLATIVE DISTRICT OR TOWN	ELECTION DISTRICT	TOTAL VOTERS	JEFFERY	JEFFERY	JEFFERY	SCATTER	BLANK AND VOID
			L. MCCANN	L. MCCANN	L. MCCANN		
			REP	IND	CON		
Greece							
	3	181	92	12	18	1	58
	14	134	82	7	9	0	36
	17	204	102	10	21	1	70
	18	186	102	15	10	1	58
	24	217	128	21	10	0	58
	27	158	91	17	7	0	43
	29	171	89	13	11	0	58
	32	185	88	19	15	0	63
	33	165	103	9	15	1	37
	37	146	71	8	26	0	41
	39	106	48	8	11	0	39
	51	149	77	11	11	0	50
	52	196	106	18	19	0	53
	57	156	75	13	15	0	53
	59	151	70	17	13	0	51
	61	193	94	17	11	0	71
	65	231	129	15	5	0	82
	66	111	60	5	7	0	39
	67	157	76	14	14	0	53
	68	235	124	21	31	0	59
	69	137	69	17	10	0	41
	73	110	56	10	9	0	35
	77	241	117	18	19	0	87
	81	155	85	13	13	0	44
	83	149	77	18	12	0	42
	87	180	98	13	12	0	57
	92	294	152	25	11	0	106
	94	167	86	20	20	0	41
	100	203	118	17	15	0	53
	108	100	47	14	5	0	34
	109	145	63	18	15	0	49
GRAND TOTAL:		<u>5,313</u>	<u>2,775</u>	<u>453</u>	<u>420</u>	<u>4</u>	<u>1,661</u>

COUNTY LEGISLATOR
20TH DISTRICT
4 YEAR TERM

LEGISLATIVE DISTRICT OR TOWN	ELECTION DISTRICT	TOTAL VOTERS	ROBERT COLBY	ROBERT COLBY	ROBERT COLBY	SCATTER	BLANK AND VOID
			REP	IND	CON		
Chili	2	280	139	29	25	0	87
	3	239	113	20	23	0	83
Chili		519	252	49	48	0	170
Henrietta	3	92	48	6	2	0	36
Henrietta		92	48	6	2	0	36
Ogden	1	235	140	12	21	0	62
	2	266	159	19	24	0	64
	4	197	128	7	20	0	42
	6	247	115	13	19	0	100
	9	252	140	20	27	0	65
	10	171	100	16	25	0	30
	11	218	127	14	26	0	51
	13	207	111	15	17	0	64
	14	167	98	7	18	0	44
	15	268	159	18	18	0	73
	17	182	111	6	18	0	47
	18	194	90	16	23	0	65
	19	251	147	13	27	0	64
	20	290	184	13	33	0	60
Ogden		3,145	1,809	189	316	0	831
Riga	1	440	174	61	67	0	138
	2	392	171	53	52	0	116
	3	312	126	56	32	0	98
	4	385	156	62	50	2	115
	5	345	140	43	62	0	100
	6	338	119	60	41	1	117
Riga		2,212	886	335	304	3	684
GRAND TOTAL:		5,968	2,995	579	670	3	1,721

COUNTY LEGISLATOR
21ST DISTRICT
4 YEAR TERM

LEGISLATIVE DISTRICT OR TOWN	ELECTION DISTRICT	TOTAL VOTERS	PHIL ZUBER REP	CARRIE M. ANDREWS DEM	CARRIE M. ANDREWS IND	PHIL ZUBER CON	CARRIE M. ANDREWS WOR	SCATTER	BLANK AND VOID
Leg. Dist. 21	1	260	37	137	13	15	25	0	33
	2	224	42	134	9	7	4	0	28
	3	125	16	66	8	3	6	0	26
	4	156	25	75	5	3	8	0	40
	5/16	290	49	149	11	10	16	0	55
	6	185	19	111	11	0	19	0	25
	7	356	73	200	14	11	10	0	48
	8/28	103	11	57	5	3	9	0	18
	9	192	36	105	10	6	8	0	27
	10	298	80	158	9	3	6	0	42
	11	108	15	54	9	1	7	0	22
	12	261	45	142	19	3	19	0	33
	13	119	4	65	3	4	17	0	26
	14	357	50	207	23	15	15	0	47
	15	257	48	138	7	6	11	0	47
	17	219	33	123	6	3	11	0	43
	18	169	21	86	14	0	6	0	42
	19	78	5	49	2	0	5	0	17
	20	137	22	80	8	3	10	0	14
	21	203	20	129	7	0	9	0	38
	22	194	23	97	15	1	14	0	44
	23/32	161	23	97	8	6	3	0	24
	24	285	38	161	26	2	19	0	39
	25	184	18	102	9	4	5	0	46
	26	132	5	83	3	0	5	0	36
	27	105	4	52	4	2	5	0	38
	29/30	82	10	44	6	2	1	0	19
	31/34	94	8	56	6	1	7	0	16
	33	100	23	60	5	5	1	0	6
GRAND TOTAL:		<u>5,434</u>	<u>803</u>	<u>3,017</u>	<u>275</u>	<u>119</u>	<u>281</u>	<u>0</u>	<u>939</u>

COUNTY LEGISLATOR
22ND DISTRICT
2 YEAR TERM

LEGISLATIVE DISTRICT OR TOWN	ELECTION DISTRICT	TOTAL VOTERS	MOISES DEJESUS REP	GLENN J. GAMBLE DEM	SCATTER	BLANK AND VOID
Leg. Dist. 22						
	1	207	42	88	0	77
	2	51	7	24	0	20
	3	158	37	60	0	61
	4	53	9	21	0	23
	5	133	17	52	0	64
	6	115	6	63	0	46
	7	62	5	31	0	26
	8	130	24	60	0	46
	9	77	15	31	0	31
	10	95	8	43	0	44
	11	136	12	67	0	57
	12	92	12	38	0	42
	13	51	4	32	0	15
	14	156	25	72	0	59
	15	145	18	68	0	59
	16	61	16	31	0	14
	17	61	9	30	0	22
	18	73	3	37	0	33
	19	90	5	51	0	34
	20	133	10	60	0	63
	21	108	16	41	0	51
	22	141	32	56	0	53
	23	93	15	44	0	34
	24	83	19	33	0	31
GRAND TOTAL:		2,504	366	1,133	0	1,005

COUNTY LEGISLATOR
23RD DISTRICT
4 YEAR TERM

LEGISLATIVE DISTRICT OR TOWN	ELECTION DISTRICT	TOTAL VOTERS	CHRIS KRUTELL	PAUL E. HANEY	PAUL E. HANEY	CHRIS KRUTELL	PAUL E. HANEY	SCATTER	BLANK AND VOID
			REP	DEM	IND	CON	WOR		
Leg. Dist. 23	1	122	26	59	3	4	8	0	22
	2	230	30	106	17	9	22	0	46
	3	162	21	80	8	7	16	0	30
	4	336	64	188	12	7	17	0	48
	5	188	31	97	15	1	7	0	37
	6	132	28	65	7	6	0	0	26
	7	211	36	108	11	4	16	0	36
	8	190	31	102	4	5	15	0	33
	9	149	25	83	3	5	8	0	25
	10	201	35	112	7	4	12	0	31
	11	224	38	124	10	6	13	0	33
	12	306	64	162	11	11	10	0	48
	13	206	52	90	13	6	10	0	35
	14	157	22	88	7	3	9	0	28
	15	117	18	64	5	2	6	0	22
	16	220	32	110	9	10	13	0	46
	17	331	82	139	18	18	13	0	61
	18	303	69	128	18	14	8	0	66
	19	256	55	119	8	6	7	0	61
	20	283	44	160	12	4	17	0	46
	21	244	45	129	11	5	14	0	40
	22	187	28	104	6	6	9	0	34
	23	107	10	50	6	2	6	0	33
	24	260	46	139	9	4	4	0	58
	25	406	76	219	10	14	18	0	69
	26	453	119	206	18	7	15	0	88
	27	199	55	80	7	14	4	0	39
Leg. Dist. 23		6,180	1,182	3,111	265	184	297	0	1,141

COUNTY LEGISLATOR
23RD DISTRICT
4 YEAR TERM

<u>LEGISLATIVE DISTRICT OR TOWN</u>	<u>ELECTION DISTRICT</u>	<u>TOTAL VOTERS</u>	<u>CHRIS KRUTELL REP</u>	<u>PAUL E. HANEY DEM</u>	<u>PAUL E. HANEY IND</u>	<u>CHRIS KRUTELL CON</u>	<u>PAUL E. HANEY WOR</u>	<u>SCATTER</u>	<u>BLANK AND VOID</u>
Brighton	7	205	53	111	4	12	6	0	19
	11	286	81	165	5	5	9	0	21
	18	219	49	134	5	10	7	0	14
	24	217	79	101	6	12	4	0	15
	34	246	89	117	10	12	1	0	17
Brighton		<u>1,173</u>	<u>351</u>	<u>628</u>	<u>30</u>	<u>51</u>	<u>27</u>	<u>0</u>	<u>86</u>
GRAND TOTAL:		<u><u>7,353</u></u>	<u><u>1,533</u></u>	<u><u>3,739</u></u>	<u><u>295</u></u>	<u><u>235</u></u>	<u><u>324</u></u>	<u><u>0</u></u>	<u><u>1,227</u></u>

COUNTY LEGISLATOR
24TH DISTRICT
4 YEAR TERM

LEGISLATIVE DISTRICT OR TOWN	ELECTION DISTRICT	TOTAL VOTERS	JONATHAN D. MAURER	HARRY B. BRONSON	HARRY B. BRONSON	JONATHAN D. MAURER	HARRY B. BRONSON	SCATTER	BLANK AND VOID
			REP	DEM	IND	CON	WOR		
Leg. Dist. 24									
	1	325	38	193	9	10	35	0	40
	2	237	21	136	12	6	17	0	45
	3	269	43	139	21	5	15	0	46
	4	250	38	136	11	9	16	0	40
	5	269	66	133	11	8	15	0	36
	6	161	37	77	5	4	10	0	28
	7	174	43	82	8	4	7	0	30
	8	224	54	115	6	12	10	0	27
	9	160	44	59	7	8	12	0	30
	10	260	42	118	12	6	27	0	55
	11	180	43	67	7	4	5	0	54
	12	127	31	56	2	2	2	0	34
	13	223	34	121	12	6	14	0	36
	14	246	31	139	12	5	17	0	42
	15	296	55	152	8	5	16	0	60
	16	216	52	106	7	6	14	0	31
	17	90	29	37	3	3	1	0	17
Leg. Dist. 24		<u>3,707</u>	<u>701</u>	<u>1,866</u>	<u>153</u>	<u>103</u>	<u>233</u>	<u>0</u>	<u>651</u>
CITY		3,707	701	1,866	153	103	233	0	651
Brighton									
	2	175	62	79	2	8	7	0	17
	9	229	62	126	7	6	4	0	24
	14	115	30	56	5	3	5	0	16
	20	131	35	66	4	10	3	0	13
	25	198	55	114	1	7	4	0	17
	26	215	77	82	7	13	7	0	29
	35	225	50	135	8	6	7	0	19
	44	93	43	34	1	4	3	0	8
Brighton		<u>1,381</u>	<u>414</u>	<u>692</u>	<u>35</u>	<u>57</u>	<u>40</u>	<u>0</u>	<u>143</u>

COUNTY LEGISLATOR
24TH DISTRICT
4 YEAR TERM

LEGISLATIVE DISTRICT OR TOWN	ELECTION DISTRICT	TOTAL VOTERS	JONATHAN D. MAURER	HARRY B. BRONSON	HARRY B. BRONSON	JONATHAN D. MAURER	HARRY B. BRONSON	SCATTER	BLANK AND VOID
			REP	DEM	IND	CON	WOR		
Henrietta	11	180	67	65	2	11	8	0	27
	16	140	60	49	5	11	4	0	11
	23	194	81	69	5	16	4	0	19
	24	211	89	67	7	12	5	0	31
	34	118	54	37	2	4	2	0	19
Henrietta		843	351	287	21	54	23	0	107
TOWNS		2,224	765	979	56	111	63	0	250
GRAND TOTAL:		5,931	1,466	2,845	209	214	296	0	901

COUNTY LEGISLATOR
25TH DISTRICT
4 YEAR TERM

LEGISLATIVE DISTRICT OR TOWN	ELECTION DISTRICT	TOTAL VOTERS	JOHN W. SMITH REP	CALVIN LEE DEM	SCATTER	BLANK AND VOID
Leg. Dist. 25						
	1	240	37	123	0	80
	2	158	9	83	0	66
	3	254	18	145	0	91
	4	45	2	21	0	22
	5	139	5	87	0	47
	6	208	22	109	0	77
	7	163	4	97	0	62
	8	213	8	138	0	67
	9	110	3	73	0	34
	10	187	17	112	1	57
	11	147	4	104	0	39
	12	264	30	147	0	87
	13	154	4	97	0	53
	14/24	297	62	149	0	86
	15	127	8	77	0	42
	16/23	49	7	30	0	12
	17	87	4	50	0	33
	18	228	39	99	0	90
	19	8	3	4	0	1
	20/25	219	33	101	0	85
	21	92	17	48	0	27
	22	134	22	80	0	32
GRAND TOTAL:		3,523	358	1,974	1	1,190

COUNTY LEGISLATOR
26TH DISTRICT
2 YEAR TERM

LEGISLATIVE DISTRICT OR TOWN	ELECTION DISTRICT	TOTAL VOTERS	TOM FERRARO	STEVE ECKEL	STEVE ECKEL	SCATTER	BLANK AND VOID
			REP	DEM	WOR		
Leg. Dist. 26							
	1	150	42	68	7	0	33
	2	74	18	31	3	0	22
	3	168	65	55	9	0	39
	4	211	87	73	6	0	45
	5	192	68	76	3	1	44
	7	220	77	87	3	0	53
	8	206	58	91	5	0	52
	9	253	109	90	8	0	46
	10	223	81	86	9	0	47
	11	249	101	75	7	0	66
	12	288	67	153	13	0	55
	13/15	206	55	103	10	0	38
	14	202	69	81	7	0	45
	16	254	76	86	11	1	80
	17	4	2	0	1	0	1
Leg. Dist. 26		<u>2,900</u>	<u>975</u>	<u>1,155</u>	<u>102</u>	<u>2</u>	<u>666</u>
CITY		2,900	975	1,155	102	2	666
Gates							
	9	280	139	82	4	0	55
	13	229	111	81	4	0	33
	16	178	78	79	2	0	19
	17	192	95	70	5	0	22
	29	196	73	89	10	0	24
	33	117	59	43	1	0	14
Gates		<u>1,192</u>	<u>555</u>	<u>444</u>	<u>26</u>	<u>0</u>	<u>167</u>
Greece							
	93	293	137	111	9	0	36
Greece		293	137	111	9	0	36
Irondequoit							
	6	379	147	182	13	0	37
	31	236	98	121	5	0	12
	64	143	45	70	3	0	25
	70	77	34	30	7	0	6
Irondequoit		<u>835</u>	<u>324</u>	<u>403</u>	<u>28</u>	<u>0</u>	<u>80</u>
TOWNS		<u>2,320</u>	<u>1,016</u>	<u>958</u>	<u>63</u>	<u>0</u>	<u>283</u>
GRAND TOTAL:		<u><u>5,220</u></u>	<u><u>1,991</u></u>	<u><u>2,113</u></u>	<u><u>165</u></u>	<u><u>2</u></u>	<u><u>949</u></u>

COUNTY LEGISLATOR
27TH DISTRICT
2 YEAR TERM

<u>LEGISLATIVE DISTRICT OR TOWN</u>	<u>ELECTION DISTRICT</u>	<u>TOTAL VOTERS</u>	SUZANNE M. DWYER <u>REP</u>	WILLIE J. LIGHTFOOT <u>DEM</u>	<u>SCATTER</u>	<u>BLANK AND VOID</u>
Leg. Dist. 27						
	1	244	43	137	0	64
	2	242	34	160	1	47
	3	254	35	172	0	47
	4	277	46	168	0	63
	5	264	32	182	0	50
	6	228	31	148	0	49
	7	230	30	141	0	59
	8	225	29	138	0	58
	9	271	28	190	0	53
	10	235	33	141	0	61
	11	268	39	162	0	67
	12	195	16	129	0	50
	13	223	23	160	0	40
	14	170	18	116	0	36
	15	202	13	150	0	39
	16	233	18	163	0	52
	17	111	22	58	0	31
	18	159	17	103	0	39
	19	231	12	173	0	46
	20	125	5	77	0	43
	21	117	15	77	0	25
	22	254	15	179	0	60
	23	130	5	93	0	32
	27	210	42	95	0	73
	28	151	20	90	0	41
GRAND TOTAL:		5,249	621	3,402	1	1,225

COUNTY LEGISLATOR
28TH DISTRICT
4 YEAR TERM

LEGISLATIVE DISTRICT OR TOWN <u>Leg. Dist. 28</u>	ELECTION DISTRICT	TOTAL VOTERS	PEDRO J. ESTEVEZ	CARLA M. PALUMBO	CARLA M. PALUMBO	CARLA M. PALUMBO	SCATTER	BLANK AND VOID
			<u>REP</u>	<u>DEM</u>	<u>IND</u>	<u>WOR</u>		
	1	138	21	69	8	8	0	32
	2	196	32	103	9	10	0	42
	3	104	16	45	4	4	0	35
	4	245	42	112	9	12	0	70
	5	138	26	73	7	3	0	29
	6	160	20	81	7	7	0	45
	7	254	39	126	6	9	0	74
	8	189	23	82	5	5	0	74
	9	133	24	67	8	3	0	31
	10	113	21	62	1	4	0	25
	11	170	27	75	4	8	0	56
	12	99	16	45	5	3	0	30
	13 /25	156	29	63	11	7	0	46
	14	156	31	69	11	4	0	41
	15	59	12	24	3	2	0	18
	16	152	25	72	9	3	0	43
	17	70	6	33	3	2	0	26
	18	219	34	111	8	9	0	57
	19 /21	172	29	82	8	8	0	45
	22	83	9	43	3	7	0	21
	23	213	39	105	11	5	0	53
	24	36	7	11	0	4	0	14
GRAND TOTAL:		<u>3,255</u>	<u>528</u>	<u>1,553</u>	<u>140</u>	<u>127</u>	<u>0</u>	<u>907</u>

COUNTY LEGISLATOR
29TH DISTRICT
4 YEAR TERM

LEGISLATIVE DISTRICT OR TOWN	ELECTION DISTRICT	TOTAL VOTERS	JOE CATALDO REP	JOSE A. CRUZ DEM	JOSE A. CRUZ IND	JOE CATALDO CON	JOSE A. CRUZ WOR	SCATTER	BLANK AND VOID
Leg. Dist. 29									
	1/2	77	5	43	1	2	2	0	24
	3	123	21	64	3	0	5	0	30
	4	231	42	96	11	8	3	0	71
	5/7	275	32	129	14	3	11	0	86
	6	169	31	82	6	6	3	0	41
	8	184	41	75	4	6	5	0	53
	9	161	24	82	5	5	3	0	42
	10	174	25	87	6	6	3	0	47
	11	168	37	68	6	10	3	0	44
	12	147	18	81	8	5	5	0	30
	13	145	6	62	7	4	7	0	59
	14	174	26	85	8	9	4	0	42
	15	131	13	62	6	2	4	0	44
	16	73	7	38	2	1	2	0	23
	17	4	0	1	1	0	0	0	2
	18	204	47	77	8	11	7	0	54
	19	150	23	70	8	5	5	0	39
	20	198	19	105	6	7	8	0	53
	21	211	33	101	5	6	7	0	59
	22	119	8	48	6	3	4	0	50
	23	187	7	85	4	1	7	0	83
	24	198	33	90	6	8	6	0	55
	25	221	45	58	8	12	6	0	92
	26	106	5	53	6	2	3	0	37
	27	46	5	25	2	0	2	0	12
GRAND TOTAL:		<u>3,876</u>	<u>553</u>	<u>1,767</u>	<u>147</u>	<u>122</u>	<u>115</u>	<u>0</u>	<u>1,172</u>

MAYOR
CITY OF ROCHESTER
SUMMARY

LEGISLATIVE DISTRICT OR TOWN	TOTAL VOTERS	JOHN R. PARRINELLO	ROBERT J. DUFFY	ROBERT J. DUFFY	TIM O. MAINS	CHRIS MAJ	SCATTER	BLANK AND VOID
		REP	DEM	IND	WOR	RWB		VOID
Leg. Dist. 06	1,639	408	956	128	90	21	2	34
Leg. Dist. 07	819	186	487	63	57	3	0	23
Leg. Dist. 21	5,434	872	3,474	325	570	61	0	132
Leg. Dist. 22	2,504	348	1,705	222	95	19	1	114
Leg. Dist. 23	6,180	1,006	3,687	376	929	103	3	76
Leg. Dist. 24	3,707	516	2,190	215	675	56	3	52
Leg. Dist. 25	3,523	437	2,210	233	425	53	3	162
Leg. Dist. 26	2,900	548	1,824	216	219	32	1	60
Leg. Dist. 27	5,249	698	3,542	341	463	50	10	145
Leg. Dist. 28	3,255	674	2,078	232	174	15	1	81
Leg. Dist. 29	3,876	621	2,623	269	206	26	1	130
GRAND TOTAL:	39,086	6,314	24,776	2,620	3,903	439	25	1,009

MAYOR
CITY OF ROCHESTER
DETAIL

LEGISLATIVE DISTRICT OR TOWN	ELECTION DISTRICT	TOTAL VOTERS	JOHN R. PARRINELLO	ROBERT J. DUFFY	ROBERT J. DUFFY	TIM O. MAINS	CHRIS MAJ	SCATTER	BLANK AND VOID
			REP	DEM	IND	WOR	RWB		VOID
Leg. Dist. 06									
	1	420	109	238	32	23	5	1	12
	2	174	46	95	13	12	6	0	2
	3	265	83	141	21	9	2	0	9
	4	284	67	174	22	15	3	0	3
	5	258	59	157	18	17	1	1	5
	6	238	44	151	22	14	4	0	3
Leg. Dist. 06		1,639	408	956	128	90	21	2	34
Leg. Dist. 07									
	1	384	83	231	29	28	2	0	11
	2	246	56	142	17	21	0	0	10
	3	189	47	114	17	8	1	0	2
Leg. Dist. 07		819	186	487	63	57	3	0	23
Leg. Dist. 21									
	1	260	40	159	17	32	4	0	8
	2	224	43	133	12	28	2	0	6
	3	125	20	82	12	11	0	0	0
	4	156	23	106	10	9	2	0	6
	5/16	290	49	174	18	43	3	0	3
	6	185	24	105	12	32	4	0	8
	7	356	72	210	21	44	2	0	7
	8/28	103	14	58	6	21	3	0	1
	9	192	33	118	8	29	4	0	0
	10	298	61	178	15	36	5	0	3
	11	108	21	75	7	0	1	0	4
	12	261	42	159	15	35	6	0	4
	13	119	7	64	5	23	5	0	15
	14	357	53	221	27	43	2	0	11
	15	257	47	173	13	20	1	0	3

MAYOR
CITY OF ROCHESTER
DETAIL

LEGISLATIVE DISTRICT OR TOWN	ELECTION DISTRICT	TOTAL VOTERS	JOHN R. PARRINELLO	ROBERT J. DUFFY	ROBERT J. DUFFY	TIM O. MAINS	CHRIS MAJ	SCATTER	BLANK AND VOID
			REP	DEM	IND	WOR	RWB		VOID
Leg. Dist. 21									
	17	219	36	145	7	24	3	0	4
	18	169	26	123	11	6	0	0	3
	19	78	17	53	1	6	0	0	1
	20	137	21	92	5	15	3	0	1
	21	203	28	143	17	10	0	0	5
	22	194	32	126	12	12	2	0	10
	23/32	161	33	97	11	15	3	0	2
	24	285	35	178	26	41	2	0	3
	25	184	24	131	8	10	2	0	9
	26	132	15	101	6	4	1	0	5
	27	105	14	75	3	6	0	0	7
	29/30	82	18	55	7	1	0	0	1
	31/34	94	7	66	8	11	1	0	1
	33	100	17	74	5	3	0	0	1
Leg. Dist. 21		5,434	872	3,474	325	570	61	0	132
Leg. Dist. 22									
	1	207	42	134	13	8	3	0	7
	2	51	4	38	6	0	1	0	2
	3	158	12	112	22	4	3	0	5
	4	53	6	37	5	2	0	0	3
	5	133	24	85	12	8	0	0	4
	6	115	8	85	8	3	2	0	9
	7	62	7	46	5	1	1	0	2
	8	130	21	84	15	6	2	0	2
	9	77	7	55	5	3	0	0	7
	10	95	8	65	10	4	0	0	8
	11	136	29	78	14	11	1	0	3
	12	92	14	66	7	4	1	0	0
	13	51	5	39	2	3	0	0	2

MAYOR
CITY OF ROCHESTER
DETAIL

LEGISLATIVE DISTRICT OR TOWN	ELECTION DISTRICT	TOTAL VOTERS	JOHN R. PARRINELLO	ROBERT J. DUFFY	ROBERT J. DUFFY	TIM O. MAINS	CHRIS MAJ	SCATTER	BLANK AND VOID
			REP	DEM	IND	WOR	RWB		VOID
Leg. Dist. 22									
	14	156	18	105	16	4	1	0	12
	15	145	23	91	18	6	1	0	6
	16	61	9	43	3	2	2	0	2
	17	61	8	42	7	1	1	0	2
	18	73	2	57	6	3	0	0	5
	19	90	16	58	7	4	0	1	4
	20	133	29	87	6	5	0	0	6
	21	108	17	71	7	5	0	0	8
	22	141	22	97	15	5	0	0	2
	23	93	5	74	7	1	0	0	6
	24	83	12	56	6	2	0	0	7
Leg. Dist. 22		2,504	348	1,705	222	95	19	1	114
Leg. Dist. 23									
	1	122	36	68	1	12	5	0	0
	2	230	34	114	17	57	7	0	1
	3	162	18	83	11	42	4	1	3
	4	336	62	175	18	67	10	0	4
	5	188	28	111	14	29	3	0	3
	6	132	32	74	8	13	5	0	0
	7	211	26	126	16	35	6	0	2
	8	190	31	124	6	25	3	0	1
	9	149	17	94	7	22	3	0	6
	10	201	30	127	7	32	3	0	2
	11	224	37	124	13	44	4	1	1
	12	306	57	188	16	39	2	0	4
	13	206	41	121	20	21	2	0	1
	14	157	33	85	2	29	6	0	2
	15	117	18	76	7	14	1	0	1
	16	220	34	123	14	37	8	0	4

MAYOR
CITY OF ROCHESTER
DETAIL

LEGISLATIVE DISTRICT OR TOWN	ELECTION DISTRICT	TOTAL VOTERS	JOHN R. PARRINELLO	ROBERT J. DUFFY	ROBERT J. DUFFY	TIM O. MAINS	CHRIS MAJ	SCATTER	BLANK AND VOID
			REP	DEM	IND	WOR	RWB		
Leg. Dist. 23	17	331	69	191	28	38	3	0	2
	18	303	54	186	26	32	1	0	4
	19	256	36	181	14	19	1	0	5
	20	283	55	157	11	55	1	0	4
	21	244	33	131	19	49	4	0	8
	22	187	31	100	12	42	1	0	1
	23	107	14	60	3	24	4	0	2
	24	260	28	191	17	15	3	1	5
	25	406	39	283	26	47	6	0	5
	26	453	66	286	25	68	5	0	3
	27	199	47	108	18	22	2	0	2
Leg. Dist. 23		6,180	1,006	3,687	376	929	103	3	76
Leg. Dist. 24	1	325	26	183	17	91	5	2	1
	2	237	27	125	12	70	2	0	1
	3	269	32	155	10	62	5	0	5
	4	250	34	139	15	51	9	0	2
	5	269	47	157	6	52	2	0	5
	6	161	19	98	9	32	2	0	1
	7	174	22	100	15	35	1	0	1
	8	224	34	141	9	35	3	1	1
	9	160	29	100	10	17	1	0	3
	10	260	27	148	18	63	1	0	3
	11	180	27	120	13	13	0	0	7
	12	127	20	91	6	3	3	0	4
	13	223	32	129	19	35	5	0	3
	14	246	37	144	18	38	5	0	4
	15	296	47	183	19	37	4	0	6
	16	216	32	125	11	40	8	0	0

MAYOR
CITY OF ROCHESTER
DETAIL

LEGISLATIVE DISTRICT OR TOWN	ELECTION DISTRICT	TOTAL VOTERS	JOHN R. PARRINELLO	ROBERT J. DUFFY	ROBERT J. DUFFY	TIM O. MAINS	CHRIS MAJ	SCATTER	BLANK AND VOID
			REP	DEM	IND	WOR	RWB		VOID
Leg. Dist. 24	17	<u>90</u>	<u>24</u>	<u>52</u>	<u>8</u>	<u>1</u>	<u>0</u>	<u>0</u>	<u>5</u>
Leg. Dist. 24		3,707	516	2,190	215	675	56	3	52
Leg. Dist. 25	1	240	43	139	12	37	3	0	6
	2	158	11	104	14	17	0	0	12
	3	254	29	170	19	15	1	1	19
	4	45	3	28	4	5	1	0	4
	5	139	14	107	9	6	0	0	3
	6	208	18	121	22	31	7	0	9
	7	163	16	118	14	5	0	0	10
	8	213	20	157	14	8	2	0	12
	9	110	7	85	9	0	2	0	7
	10	187	27	108	9	29	7	1	6
	11	147	17	96	10	11	3	0	10
	12	264	25	139	18	72	7	0	3
	13	154	12	104	8	12	1	0	17
	14/24	297	43	163	13	56	7	0	15
	15	127	21	88	6	5	0	1	6
	16/23	49	5	24	1	19	0	0	0
	17	87	10	62	6	4	0	0	5
	18	228	44	130	12	32	3	0	7
	19	8	2	4	0	2	0	0	0
	20/25	219	36	131	21	17	4	0	10
	21	92	12	59	6	15	0	0	0
	22	<u>134</u>	<u>22</u>	<u>73</u>	<u>6</u>	<u>27</u>	<u>5</u>	<u>0</u>	<u>1</u>
Leg. Dist. 25		3,523	437	2,210	233	425	53	3	162
Leg. Dist. 26	1	150	18	110	11	8	1	0	2

MAYOR
CITY OF ROCHESTER
DETAIL

LEGISLATIVE DISTRICT OR TOWN	ELECTION DISTRICT	TOTAL VOTERS	JOHN R. PARRINELLO	ROBERT J. DUFFY	ROBERT J. DUFFY	TIM O. MAINS	CHRIS MAJ	SCATTER	BLANK AND VOID
			REP	DEM	IND	WOR	RWB		
Leg. Dist. 26									
	2	74	9	54	5	3	1	0	2
	3	168	31	96	15	16	4	0	6
	4	211	54	122	18	11	2	0	4
	5	192	41	115	13	14	3	1	5
	7	220	33	138	25	16	2	0	6
	8	206	34	145	14	6	2	0	5
	9	253	59	152	17	18	2	0	5
	10	223	35	148	14	20	2	0	4
	11	249	57	150	19	19	1	0	3
	12	288	51	175	16	34	3	0	9
	13/15	206	42	121	19	21	1	0	2
	14	202	46	126	12	12	4	0	2
	16	254	38	171	17	20	4	0	4
	17	4	0	1	1	1	0	0	1
Leg. Dist. 26		2,900	548	1,824	216	219	32	1	60
Leg. Dist. 27									
	1	244	33	172	16	18	0	0	5
	2	242	34	159	20	18	3	3	5
	3	254	38	148	10	42	7	3	6
	4	277	25	187	13	43	4	0	5
	5	264	33	179	12	33	0	0	7
	6	228	31	161	25	3	3	0	5
	7	230	24	149	13	37	2	0	5
	8	225	32	157	19	11	2	0	4
	9	271	33	170	12	44	3	0	9
	10	235	39	148	17	25	3	0	3
	11	268	36	172	19	29	4	0	8
	12	195	27	136	14	11	1	0	6
	13	223	19	172	11	12	2	0	7

MAYOR
CITY OF ROCHESTER
DETAIL

LEGISLATIVE DISTRICT OR TOWN	ELECTION DISTRICT	TOTAL VOTERS	JOHN R. PARRINELLO	ROBERT J. DUFFY	ROBERT J. DUFFY	TIM O. MAINS	CHRIS MAJ	SCATTER	BLANK AND VOID
			REP	DEM	IND	WOR	RWB		VOID
Leg. Dist. 27									
	14	170	32	107	12	14	0	1	4
	15	202	20	152	8	12	0	1	9
	16	233	16	178	14	23	1	0	1
	17	111	18	77	8	4	0	1	3
	18	159	26	106	10	14	1	0	2
	19	231	27	160	18	14	1	0	11
	20	125	23	78	9	4	2	0	9
	21	117	12	85	4	9	2	0	5
	22	254	30	178	23	11	1	1	10
	23	130	22	89	8	6	3	0	2
	27	210	41	125	16	15	4	0	9
	28	151	27	97	10	11	1	0	5
Leg. Dist. 27		5,249	698	3,542	341	463	50	10	145
Leg. Dist. 28									
	1	138	39	79	5	8	2	0	5
	2	196	42	129	14	6	1	0	4
	3	104	21	68	9	3	0	0	3
	4	245	49	162	21	6	0	0	7
	5	138	34	91	6	7	0	0	0
	6	160	35	98	12	5	0	1	9
	7	254	54	174	12	9	0	0	5
	8	189	33	119	18	8	0	0	11
	9	133	27	90	11	4	1	0	0
	10	113	25	72	5	5	2	0	4
	11	170	41	102	7	15	0	0	5
	12	99	23	64	7	4	0	0	1
	13/25	156	31	95	13	11	0	0	6
	14	156	33	90	17	11	1	0	4
	15	59	16	35	3	3	1	0	1

MAYOR
CITY OF ROCHESTER
DETAIL

LEGISLATIVE DISTRICT OR TOWN	ELECTION DISTRICT	TOTAL VOTERS	JOHN R. PARRINELLO	ROBERT J. DUFFY	ROBERT J. DUFFY	TIM O. MAINS	CHRIS MAJ	SCATTER	BLANK AND VOID
			REP	DEM	IND	WOR	RWB		VOID
Leg. Dist. 28									
	16	152	38	89	15	5	2	0	3
	17	70	12	45	6	0	1	0	6
	18	219	43	149	12	11	2	0	2
	19/21	172	34	96	11	27	2	0	2
	22	83	12	60	4	7	0	0	0
	23	213	24	146	23	17	0	0	3
	24	36	8	25	1	2	0	0	0
Leg. Dist. 28		3,255	674	2,078	232	174	15	1	81
Leg. Dist. 29									
	1/2	77	14	50	5	3	2	0	3
	3	123	11	87	10	10	0	0	5
	4	231	40	145	15	25	2	0	4
	5/7	275	39	194	21	11	2	0	8
	6	169	30	120	12	4	0	0	3
	8	184	31	124	8	9	3	0	9
	9	161	30	119	5	4	0	0	3
	10	174	31	121	6	8	1	0	7
	11	168	29	112	12	8	0	0	7
	12	147	27	104	9	4	0	0	3
	13	145	22	94	13	5	1	0	10
	14	174	39	115	7	6	2	1	4
	15	131	14	98	10	5	0	0	4
	16	73	14	47	5	3	0	0	4
	17	4	0	3	1	0	0	0	0
	18	204	35	127	10	25	2	0	5
	19	150	25	99	13	7	1	0	5
	20	198	29	139	10	13	3	0	4
	21	211	40	132	12	18	4	0	5
	22	119	13	77	18	3	1	0	7

MAYOR
CITY OF ROCHESTER
DETAIL

LEGISLATIVE DISTRICT OR TOWN	ELECTION DISTRICT	TOTAL VOTERS	JOHN R. PARRINELLO <u>REP</u>	ROBERT J. DUFFY <u>DEM</u>	ROBERT J. DUFFY <u>IND</u>	TIM O. MAINS <u>WOR</u>	CHRIS MAJ <u>RWB</u>	<u>SCATTER</u>	BLANK AND VOID <u>VOID</u>
Leg. Dist. 29	23	187	15	135	18	6	0	0	13
	24	198	33	136	14	10	0	0	5
	25	221	44	133	22	11	2	0	9
	26	106	11	75	10	8	0	0	2
	27	46	5	37	3	0	0	0	1
Leg. Dist. 29		<u>3,876</u>	<u>621</u>	<u>2,623</u>	<u>269</u>	<u>206</u>	<u>26</u>	<u>1</u>	<u>130</u>
GRAND TOTAL:		<u><u>39,086</u></u>	<u><u>6,314</u></u>	<u><u>24,776</u></u>	<u><u>2,620</u></u>	<u><u>3,903</u></u>	<u><u>439</u></u>	<u><u>25</u></u>	<u><u>1,009</u></u>

CITY COURT JUDGE
SUMMARY

LEGISLATIVE DISTRICT OR TOWN	TOTAL VOTERS	LINDA T. LOHNER- PILATO REP	STEPHEN T. MILLER DEM	LINDA T. LOHNER- PILATO IND	LINDA T. LOHNER- PILATO CON	STEPHEN T. MILLER WOR	SCATTER	BLANK AND VOID
Leg. Dist. 06	1,639	548	551	80	80	49	0	331
Leg. Dist. 07	819	247	271	48	46	17	0	190
Leg. Dist. 21	5,434	1,037	2,751	240	135	248	3	1,020
Leg. Dist. 22	2,504	217	1,367	106	46	88	0	680
Leg. Dist. 23	6,180	1,468	2,909	365	168	317	3	950
Leg. Dist. 24	3,707	741	1,817	173	101	260	1	614
Leg. Dist. 25	3,523	306	2,073	142	62	202	0	738
Leg. Dist. 26	2,900	754	1,218	132	126	105	2	563
Leg. Dist. 27	5,249	525	3,274	183	108	270	1	888
Leg. Dist. 28	3,255	708	1,436	145	110	104	0	752
Leg. Dist. 29	3,876	646	1,823	160	111	119	0	1,017
GRAND TOTAL:	<u>39,086</u>	<u>7,197</u>	<u>19,490</u>	<u>1,774</u>	<u>1,093</u>	<u>1,779</u>	<u>10</u>	<u>7,743</u>

CITY COURT JUDGE
DETAIL

LEGISLATIVE DISTRICT OR TOWN	ELECTION DISTRICT	TOTAL VOTERS	LINDA T. LOHNER- PILATO	STEPHEN T. MILLER	LINDA T. LOHNER- PILATO	LINDA T. LOHNER- PILATO	STEPHEN T. MILLER	SCATTER	BLANK AND VOID
			REP	DEM	IND	CON	WOR		
Leg. Dist. 06									
	1	420	155	131	22	15	7	0	90
	2	174	57	58	8	6	9	0	36
	3	265	98	70	14	13	6	0	64
	4	284	76	116	9	18	9	0	56
	5	258	96	93	14	14	7	0	34
	6	238	66	83	13	14	11	0	51
Leg. Dist. 06		1,639	548	551	80	80	49	0	331
Leg. Dist. 07									
	1	384	124	124	22	15	5	0	94
	2	246	68	88	12	18	6	0	54
	3	189	55	59	14	13	6	0	42
Leg. Dist. 07		819	247	271	48	46	17	0	190
Leg. Dist. 21									
	1	260	58	110	19	13	11	1	48
	2	224	53	110	7	6	6	0	42
	3	125	23	65	4	4	3	0	26
	4	156	26	82	5	2	3	0	38
	5/16	290	63	133	15	12	22	0	45
	6	185	25	98	10	0	16	0	36
	7	356	88	176	17	12	7	0	56
	8/28	103	16	49	4	5	8	0	21
	9	192	39	88	11	4	13	0	37
	10	298	88	151	8	3	7	0	41
	11	108	19	50	3	3	3	0	30
	12	261	56	130	12	4	16	0	43
	13	119	10	55	7	4	14	0	29
	14	357	68	173	19	20	17	2	58
	15	257	59	126	11	4	13	0	44
	17	219	47	111	4	4	12	0	41

CITY COURT JUDGE
DETAIL

LEGISLATIVE DISTRICT OR TOWN	ELECTION DISTRICT	TOTAL VOTERS	LINDA T. LOHNER- PILATO	STEPHEN T. MILLER	LINDA T. LOHNER- PILATO	LINDA T. LOHNER- PILATO	STEPHEN T. MILLER	SCATTER	BLANK AND VOID
			REP	DEM	IND	CON	WOR		
Leg. Dist. 21									
	18	169	26	93	5	2	6	0	37
	19	78	13	45	4	1	2	0	13
	20	137	26	71	4	5	10	0	21
	21	203	34	118	7	3	4	0	37
	22	194	22	106	4	5	6	0	51
	23/32	161	28	85	10	2	8	0	28
	24	285	70	114	24	4	20	0	53
	25	184	21	115	6	4	6	0	32
	26	132	6	88	3	0	5	0	30
	27	105	4	60	6	2	2	0	31
	29/30	82	14	44	3	1	3	0	17
	31/34	94	8	51	6	2	4	0	23
	33	100	27	54	2	4	1	0	12
Leg. Dist. 21		5,434	1,037	2,751	240	135	248	3	1,020
Leg. Dist. 22									
	1	207	34	112	8	3	7	0	43
	2	51	6	24	0	2	1	0	18
	3	158	12	76	6	2	1	0	61
	4	53	9	25	3	0	1	0	15
	5	133	9	70	7	3	4	0	40
	6	115	5	65	3	2	4	0	36
	7	62	1	38	3	4	0	0	16
	8	130	20	63	11	3	5	0	28
	9	77	6	32	4	4	5	0	26
	10	95	3	58	4	2	3	0	25
	11	136	11	83	9	3	5	0	25
	12	92	3	55	2	3	4	0	25
	13	51	4	34	0	0	2	0	11
	14	156	12	90	8	0	5	0	41
	15	145	15	82	8	0	8	0	32

CITY COURT JUDGE
DETAIL

LEGISLATIVE DISTRICT OR TOWN	ELECTION DISTRICT	TOTAL VOTERS	LINDA T. LOHNER- PILATO	STEPHEN T. MILLER	LINDA T. LOHNER- PILATO	LINDA T. LOHNER- PILATO	STEPHEN T. MILLER	SCATTER	BLANK AND VOID
			REP	DEM	IND	CON	WOR		
Leg. Dist. 22									
	16	61	3	41	1	1	1	0	14
	17	61	6	35	4	1	3	0	12
	18	73	2	41	3	2	0	0	25
	19	90	6	55	1	3	4	0	21
	20	133	12	74	2	1	7	0	37
	21	108	9	51	4	1	8	0	35
	22	141	16	65	9	4	3	0	44
	23	93	1	60	3	1	3	0	25
	24	83	12	38	3	1	4	0	25
Leg. Dist. 22		2,504	217	1,367	106	46	88	0	680
Leg. Dist. 23									
	1	122	30	53	4	4	9	0	22
	2	230	33	115	12	9	22	0	39
	3	162	28	72	8	6	15	0	33
	4	336	72	178	15	7	17	1	46
	5	188	40	95	12	0	10	0	31
	6	132	39	64	8	1	3	0	17
	7	211	45	103	14	3	18	0	28
	8	190	42	96	9	3	14	0	26
	9	149	36	83	1	3	7	1	18
	10	201	40	109	3	4	13	0	32
	11	224	48	118	9	9	18	0	22
	12	306	79	146	16	7	10	0	48
	13	206	55	86	12	7	13	0	33
	14	157	30	77	12	5	7	0	26
	15	117	19	65	4	3	5	0	21
	16	220	42	96	22	7	10	0	43
	17	331	80	151	25	12	14	0	49
	18	303	80	126	18	10	12	0	57
	19	256	68	103	11	5	9	1	59

CITY COURT JUDGE
DETAIL

LEGISLATIVE DISTRICT OR TOWN	ELECTION DISTRICT	TOTAL VOTERS	LINDA T. LOHNER- PILATO	STEPHEN T. MILLER	LINDA T. LOHNER- PILATO	LINDA T. LOHNER- PILATO	STEPHEN T. MILLER	SCATTER	BLANK AND VOID
			REP	DEM	IND	CON	WOR		
Leg. Dist. 25									
	1	240	29	150	9	5	13	0	34
	2	158	2	110	5	4	7	0	30
	3	254	17	141	16	3	10	0	67
	4	45	3	23	0	0	6	0	13
	5	139	4	94	4	3	7	0	27
	6	208	23	98	9	3	24	0	51
	7	163	5	107	5	2	9	0	35
	8	213	4	153	9	3	3	0	41
	9	110	3	83	3	3	3	0	15
	10	187	11	123	5	2	15	0	31
	11	147	2	93	4	3	11	0	34
	12	264	34	133	16	3	31	0	47
	13	154	4	111	5	1	8	0	25
	14/24	297	53	147	13	8	3	0	73
	15	127	6	80	5	1	6	0	29
	16/23	49	6	20	1	2	12	0	8
	17	87	3	61	4	0	0	0	19
	18	228	34	112	7	9	11	0	55
	19	8	2	5	0	1	0	0	0
	20/25	219	30	91	16	6	10	0	66
	21	92	18	51	1	0	4	0	18
	22	134	13	87	5	0	9	0	20
Leg. Dist. 25		3,523	306	2,073	142	62	202	0	738
Leg. Dist. 26									
	1	150	31	72	9	3	7	0	28
	2	74	15	35	4	0	3	0	17
	3	168	46	68	7	8	6	0	33
	4	211	71	72	10	14	5	0	39
	5	192	49	80	8	13	2	1	39
	7	220	54	93	12	7	5	0	49

CITY COURT JUDGE
DETAIL

LEGISLATIVE DISTRICT OR TOWN	ELECTION DISTRICT	TOTAL VOTERS	LINDA T. LOHNER- PILATO	STEPHEN T. MILLER	LINDA T. LOHNER- PILATO	LINDA T. LOHNER- PILATO	STEPHEN T. MILLER	SCATTER	BLANK AND VOID
			REP	DEM	IND	CON	WOR		
Leg. Dist. 26									
	8	206	40	100	7	10	6	0	43
	9	253	73	97	14	13	9	0	47
	10	223	72	87	5	9	9	0	41
	11	249	74	91	13	7	5	0	59
	12	288	60	137	10	9	18	0	54
	13/15	206	60	89	8	13	8	0	28
	14	202	53	87	9	10	11	0	32
	16	254	56	108	16	9	11	1	53
	17	4	0	2	0	1	0	0	1
Leg. Dist. 26		2,900	754	1,218	132	126	105	2	563
Leg. Dist. 27									
	1	244	28	148	9	6	11	0	42
	2	242	31	149	12	5	6	1	38
	3	254	31	161	5	6	19	0	32
	4	277	35	167	12	7	14	0	42
	5	264	23	170	9	3	19	0	40
	6	228	28	135	10	3	11	0	41
	7	230	33	139	7	4	21	0	26
	8	225	24	136	10	6	8	0	41
	9	271	21	176	9	2	23	0	40
	10	235	31	126	13	7	16	0	42
	11	268	35	156	9	8	12	0	48
	12	195	11	137	4	1	12	0	30
	13	223	16	155	2	3	11	0	36
	14	170	10	122	2	5	6	0	25
	15	202	12	147	6	3	5	0	29
	16	233	13	157	10	6	7	0	40
	17	111	18	58	5	3	2	0	25
	18	159	14	101	6	2	8	0	28
	19	231	13	153	5	8	9	0	43

CITY COURT JUDGE
DETAIL

LEGISLATIVE DISTRICT OR TOWN	ELECTION DISTRICT	TOTAL VOTERS	LINDA T. LOHNER- PILATO	STEPHEN T. MILLER	LINDA T. LOHNER- PILATO	LINDA T. LOHNER- PILATO	STEPHEN T. MILLER	SCATTER	BLANK AND VOID
			REP	DEM	IND	CON	WOR		
Leg. Dist. 27									
	20	125	8	76	5	1	4	0	31
	21	117	10	79	3	1	8	0	16
	22	254	17	167	8	4	12	0	46
	23	130	3	84	4	2	10	0	27
	27	210	44	83	15	6	9	0	53
	28	151	16	92	3	6	7	0	27
Leg. Dist. 27		5,249	525	3,274	183	108	270	1	888
Leg. Dist. 28									
	1	138	24	69	5	2	4	0	34
	2	196	43	93	10	7	8	0	35
	3	104	21	42	4	6	3	0	28
	4	245	48	113	11	7	8	0	58
	5	138	35	59	7	5	4	0	28
	6	160	29	73	7	2	5	0	44
	7	254	56	110	8	7	4	0	69
	8	189	28	81	5	2	6	0	67
	9	133	36	54	9	6	4	0	24
	10	113	24	55	5	8	4	0	17
	11	170	44	78	4	5	4	0	35
	12	99	24	43	6	2	1	0	23
	13/25	156	31	55	12	12	8	0	38
	14	156	37	69	10	6	5	0	29
	15	59	19	21	1	3	1	0	14
	16	152	41	58	6	4	4	0	39
	17	70	11	33	1	2	1	0	22
	18	219	56	97	8	8	4	0	46
	19/21	172	40	66	11	5	9	0	41
	22	83	10	48	4	2	4	0	15
	23	213	45	106	11	6	8	0	37
	24	36	6	13	0	3	5	0	9

CITY COURT JUDGE
DETAIL

LEGISLATIVE DISTRICT OR TOWN	ELECTION DISTRICT	TOTAL VOTERS	LINDA T. LOHNER- PILATO	STEPHEN T. MILLER	LINDA T. LOHNER- PILATO	LINDA T. LOHNER- PILATO	STEPHEN T. MILLER	SCATTER	BLANK AND VOID
			REP	DEM	IND	CON	WOR		
Leg. Dist. 28		3,255	708	1,436	145	110	104	0	752
Leg. Dist. 29									
	1/2	77	8	43	4	2	3	0	17
	3	123	13	72	9	0	3	0	26
	4	231	47	97	14	6	5	0	62
	5/7	275	39	122	8	6	14	0	86
	6	169	39	78	7	6	2	0	37
	8	184	41	88	8	5	3	0	39
	9	161	36	77	6	2	1	0	39
	10	174	23	95	8	8	3	0	37
	11	168	40	73	4	6	4	0	41
	12	147	24	77	6	4	1	0	35
	13	145	13	68	5	3	10	0	46
	14	174	28	88	6	9	4	0	39
	15	131	12	71	4	5	2	0	37
	16	73	11	35	3	1	2	0	21
	17	4	0	1	1	0	0	0	2
	18	204	46	91	10	7	8	0	42
	19	150	26	70	8	4	7	0	35
	20	198	26	104	6	5	8	0	49
	21	211	36	107	8	8	8	0	44
	22	119	9	50	5	3	2	0	50
	23	187	20	69	7	1	3	0	87
	24	198	43	85	9	9	11	0	41
	25	221	55	76	7	10	8	0	65
	26	106	5	57	5	1	5	0	33
	27	46	6	29	2	0	2	0	7
Leg. Dist. 29		3,876	646	1,823	160	111	119	0	1,017
GRAND TOTAL:		39,086	7,197	19,490	1,774	1,093	1,779	10	7,743

ROCHESTER CITY COUNCIL - AT LARGE
(VOTE FOR 5)
SUMMARY - PART 1 OF 3

LEGISLATIVE DISTRICT OR TOWN	TOTAL VOTERS	MICHAEL G. ROBERTS	NICHOLAS J. MANUELE	CHRISTOPHER A. PARRIS	PRISCILLA CROMER	PAUL A. DREAS	GLADYS SANTIAGO	WILLIAM F. PRITCHARD
		REP	REP	REP	REP	REP	DEM	DEM
Leg. Dist. 06	8,195	522	488	532	528	454	573	579
Leg. Dist. 07	4,095	235	217	244	243	208	318	302
Leg. Dist. 21	27,170	984	937	1,121	1,048	869	2,898	2,633
Leg. Dist. 22	12,520	195	192	222	230	180	1,465	1,165
Leg. Dist. 23	30,900	1,282	1,179	1,530	1,292	1,141	3,111	3,227
Leg. Dist. 24	18,535	745	645	813	746	627	1,848	1,942
Leg. Dist. 25	17,615	301	270	382	327	274	1,970	1,794
Leg. Dist. 26	14,500	777	671	783	773	638	1,250	1,179
Leg. Dist. 27	26,245	550	524	705	584	478	3,009	2,701
Leg. Dist. 28	16,275	656	597	672	650	551	1,525	1,333
Leg. Dist. 29	19,380	635	545	662	610	536	1,976	1,667
GRAND TOTAL:	<u>195,430</u>	<u>6,882</u>	<u>6,265</u>	<u>7,666</u>	<u>7,031</u>	<u>5,956</u>	<u>19,943</u>	<u>18,522</u>

ROCHESTER CITY COUNCIL - AT LARGE
(VOTE FOR 5)
SUMMARY - PART 2 OF 3

LEGISLATIVE DISTRICT OR TOWN	TOTAL VOTERS	JOHN F. LIGHTFOOT	DANA K. MILLER	CAROLEE A. CONKLIN	MIKE LOEWKE	WILLIAM F. PRITCHARD	PETE BUCKLEY	SAUL A. MANEIRO	SAUL A. MANEIRO
		DEM	DEM	DEM	IND	IND	IND	IND	WOR
Leg. Dist. 06	8,195	602	566	659	147	77	86	64	33
Leg. Dist. 07	4,095	310	277	334	71	45	39	40	16
Leg. Dist. 21	27,170	2,829	2,614	2,744	398	257	329	281	201
Leg. Dist. 22	12,520	1,508	1,229	1,192	138	100	119	143	59
Leg. Dist. 23	30,900	2,836	3,105	3,340	494	352	541	372	271
Leg. Dist. 24	18,535	1,818	1,873	1,990	282	193	224	230	214
Leg. Dist. 25	17,615	2,220	1,894	1,836	158	153	176	161	136
Leg. Dist. 26	14,500	1,267	1,131	1,403	244	150	134	134	73
Leg. Dist. 27	26,245	3,239	3,124	2,889	259	213	216	221	135
Leg. Dist. 28	16,275	1,567	1,352	1,447	307	139	162	153	84
Leg. Dist. 29	19,380	1,990	1,716	1,698	195	139	141	206	79
GRAND TOTAL:	<u>195,430</u>	<u>20,186</u>	<u>18,881</u>	<u>19,532</u>	<u>2,693</u>	<u>1,818</u>	<u>2,167</u>	<u>2,005</u>	<u>1,301</u>

ROCHESTER CITY COUNCIL - AT LARGE
(VOTE FOR 5)
SUMMARY - PART 3 OF 3

LEGISLATIVE DISTRICT OR TOWN	TOTAL VOTERS	HARRY L. DAVIS RWB	CHRISTOPHER EDES RWB	MAX B. KESSLER RWB	YUSUF SHARIF WC	SCATTER	BLANK AND VOID
Leg. Dist. 06	8,195	24	18	13	20	0	2,210
Leg. Dist. 07	4,095	12	5	7	10	0	1,162
Leg. Dist. 21	27,170	72	68	59	122	0	6,706
Leg. Dist. 22	12,520	25	12	8	67	0	4,271
Leg. Dist. 23	30,900	111	103	93	100	7	6,413
Leg. Dist. 24	18,535	75	68	66	91	0	4,045
Leg. Dist. 25	17,615	61	36	30	110	0	5,326
Leg. Dist. 26	14,500	37	33	34	65	2	3,722
Leg. Dist. 27	26,245	69	66	48	125	3	7,087
Leg. Dist. 28	16,275	32	32	33	62	1	4,920
Leg. Dist. 29	19,380	54	30	41	87	0	6,373
GRAND TOTAL:	<u>195,430</u>	<u>572</u>	<u>471</u>	<u>432</u>	<u>859</u>	<u>13</u>	<u>52,235</u>

ROCHESTER CITY COUNCIL - AT LARGE
(VOTE FOR 5)
DETAIL - PART 1 OF 3

LEGISLATIVE DISTRICT OR TOWN	ELECTION DISTRICT	TOTAL VOTERS	MICHAEL G. ROBERTS	NICHOLAS J. MANUELE	CHRISTOPHER A. PARRIS	PRISCILLA CROMER	PAUL A. DREAS	GLADYS SANTIAGO	WILLIAM F. PRITCHARD
			REP	REP	REP	REP	REP	DEM	DEM
Leg. Dist. 06									
	1	2,100	146	122	146	145	116	138	141
	2	870	49	52	51	47	50	65	67
	3	1,325	99	102	105	106	89	74	71
	4	1,420	86	79	89	85	74	108	106
	5	1,290	79	72	76	77	73	107	105
	6	1,190	63	61	65	68	52	81	89
Leg. Dist. 06		8,195	522	488	532	528	454	573	579
Leg. Dist. 07									
	1	1,920	117	108	124	118	101	150	147
	2	1,230	67	61	64	70	59	98	89
	3	945	51	48	56	55	48	70	66
Leg. Dist. 07		4,095	235	217	244	243	208	318	302
Leg. Dist. 21									
	1	1,300	53	52	56	57	52	120	112
	2	1,120	55	48	66	56	45	116	116
	3	625	20	18	23	24	18	77	56
	4	780	23	19	22	19	21	86	74
	5/16	1,450	70	65	72	66	56	141	125
	6	925	22	21	30	21	19	102	89
	7	1,780	87	82	89	87	72	187	174
	8/28	515	14	11	18	13	9	53	50
	9	960	45	40	51	40	38	78	99
	10	1,490	86	78	109	86	78	158	163
	11	540	20	15	19	22	16	60	39
	12	1,305	55	59	70	64	55	136	133
	13	595	8	8	12	11	9	64	61
	14	1,785	76	71	82	84	64	187	167
	15	1,285	50	50	59	52	47	136	124

ROCHESTER CITY COUNCIL - AT LARGE
(VOTE FOR 5)
DETAIL - PART 1 OF 3

LEGISLATIVE DISTRICT OR TOWN	ELECTION DISTRICT	TOTAL VOTERS	MICHAEL G. ROBERTS	NICHOLAS J. MANUELE	CHRISTOPHER A. PARRIS	PRISCILLA CROMER	PAUL A. DREAS	GLADYS SANTIAGO	WILLIAM F. PRITCHARD
			REP	REP	REP	REP	REP	DEM	DEM
Leg. Dist. 21									
	17	1,095	34	34	43	37	26	121	109
	18	845	22	24	27	25	19	103	86
	19	390	9	12	10	12	10	44	32
	20	685	29	27	31	27	23	70	69
	21	1,015	28	29	28	31	26	110	109
	22	970	22	17	25	24	19	111	91
	23/32	805	21	19	26	25	16	88	66
	24	1,425	53	50	65	72	53	136	138
	25	920	23	29	19	30	23	107	94
	26	660	6	8	8	10	7	82	73
	27	525	10	8	12	11	8	57	49
	29/30	410	15	14	17	12	10	46	36
	31/34	470	8	7	9	8	11	60	47
	33	500	20	22	23	22	19	62	52
Leg. Dist. 21		27,170	984	937	1,121	1,048	869	2,898	2,633
Leg. Dist. 22									
	1	1,035	30	28	34	33	32	115	98
	2	255	5	3	2	5	3	28	24
	3	790	7	8	9	11	7	100	69
	4	265	6	8	6	7	4	34	23
	5	665	7	8	8	8	7	80	56
	6	575	2	2	4	2	3	66	59
	7	310	2	1	3	2	1	39	35
	8	650	24	21	24	26	24	69	58
	9	385	3	5	3	7	2	44	30
	10	475	5	5	6	6	5	54	47
	11	680	12	11	14	11	11	84	59
	12	460	4	5	6	5	5	54	40
	13	255	2	3	2	3	1	34	23

ROCHESTER CITY COUNCIL - AT LARGE
(VOTE FOR 5)
DETAIL - PART 1 OF 3

LEGISLATIVE DISTRICT OR TOWN	ELECTION DISTRICT	TOTAL VOTERS	MICHAEL G. ROBERTS	NICHOLAS J. MANUELE	CHRISTOPHER A. PARRIS	PRISCILLA CROMER	PAUL A. DREAS	GLADYS SANTIAGO	WILLIAM F. PRITCHARD
			REP	REP	REP	REP	REP	DEM	DEM
Leg. Dist. 22									
	14	780	10	9	12	12	7	102	76
	15	725	13	15	14	12	13	83	78
	16	305	4	4	3	6	4	44	36
	17	305	8	7	9	7	7	36	34
	18	365	2	2	4	2	1	43	35
	19	450	6	5	9	8	6	54	44
	20	665	12	9	12	10	8	68	68
	21	540	7	9	9	10	5	61	39
	22	705	12	13	13	17	10	68	58
	23	465	4	3	5	8	3	59	45
	24	415	8	8	11	12	11	46	31
Leg. Dist. 22		12,520	195	192	222	230	180	1,465	1,165
Leg. Dist. 23									
	1	610	26	27	31	36	25	64	47
	2	1,150	33	35	41	35	34	110	119
	3	810	23	23	35	30	26	80	84
	4	1,680	70	57	90	74	64	187	198
	5	940	29	27	33	34	30	105	104
	6	660	30	33	43	35	32	67	63
	7	1,055	42	45	54	42	38	111	110
	8	950	32	31	50	30	29	110	116
	9	745	34	30	42	28	25	84	94
	10	1,005	39	36	46	42	37	104	114
	11	1,120	49	49	72	47	46	110	129
	12	1,530	73	59	97	76	60	152	171
	13	1,030	63	52	61	57	53	95	90
	14	785	27	24	35	25	26	75	86
	15	585	14	18	28	16	16	67	64
	16	1,100	33	31	38	34	31	104	113

ROCHESTER CITY COUNCIL - AT LARGE
(VOTE FOR 5)
DETAIL - PART 1 OF 3

LEGISLATIVE DISTRICT OR TOWN	ELECTION DISTRICT	TOTAL VOTERS	MICHAEL G. ROBERTS	NICHOLAS J. MANUELE	CHRISTOPHER A. PARRIS	PRISCILLA CROMER	PAUL A. DREAS	GLADYS SANTIAGO	WILLIAM F. PRITCHARD
			REP	REP	REP	REP	REP	DEM	DEM
Leg. Dist. 23									
	17	1,655	74	68	69	75	57	159	156
	18	1,515	74	72	78	79	68	150	136
	19	1,280	60	58	65	69	53	110	112
	20	1,415	55	53	65	49	46	148	154
	21	1,220	50	38	62	40	41	119	131
	22	935	38	27	47	33	30	100	113
	23	535	18	16	18	13	13	60	58
	24	1,300	39	43	51	50	45	140	129
	25	2,030	88	83	100	81	75	195	219
	26	2,265	114	97	122	106	91	229	229
	27	995	55	47	57	56	50	76	88
Leg. Dist. 23		30,900	1,282	1,179	1,530	1,292	1,141	3,111	3,227
Leg. Dist. 24									
	1	1,625	44	38	64	42	38	184	211
	2	1,185	33	27	40	36	30	117	143
	3	1,345	43	40	45	50	37	134	147
	4	1,250	52	43	49	56	42	117	137
	5	1,345	76	65	86	68	60	131	136
	6	805	40	37	37	39	30	81	75
	7	870	42	40	47	43	40	90	85
	8	1,120	60	48	59	55	46	105	114
	9	800	47	32	49	43	37	73	78
	10	1,300	32	30	41	33	24	132	151
	11	900	45	37	40	38	35	72	75
	12	635	30	23	33	27	27	61	65
	13	1,115	38	36	45	41	29	121	110
	14	1,230	39	38	44	42	37	132	116
	15	1,480	54	47	56	64	44	156	146
	16	1,080	45	41	51	45	44	105	120

ROCHESTER CITY COUNCIL - AT LARGE
(VOTE FOR 5)
DETAIL - PART 1 OF 3

LEGISLATIVE DISTRICT OR TOWN	ELECTION DISTRICT	TOTAL VOTERS	MICHAEL G. ROBERTS	NICHOLAS J. MANUELE	CHRISTOPHER A. PARRIS	PRISCILLA CROMER	PAUL A. DREAS	GLADYS SANTIAGO	WILLIAM F. PRITCHARD
			REP	REP	REP	REP	REP	DEM	DEM
Leg. Dist. 24	17	450	25	23	27	24	27	37	33
Leg. Dist. 24		18,535	745	645	813	746	627	1,848	1,942
Leg. Dist. 25	1	1,200	27	28	45	33	28	132	131
	2	790	8	6	9	8	4	99	79
	3	1,270	17	14	16	15	15	134	108
	4	225	2	2	3	4	2	24	14
	5	695	5	5	7	5	2	85	68
	6	1,040	23	16	30	23	20	95	97
	7	815	4	7	7	6	4	98	87
	8	1,065	8	9	7	7	6	140	113
	9	550	1	1	6	2	3	71	60
	10	935	11	12	20	16	9	118	116
	11	735	5	5	8	3	4	83	72
	12	1,320	31	30	31	37	30	152	149
	13	770	4	4	9	4	1	81	76
	14/24	1,485	52	48	54	49	44	152	154
	15	635	5	6	5	6	5	73	69
	16/23	245	5	3	10	11	8	27	32
	17	435	4	2	1	6	2	45	39
	18	1,140	36	24	37	32	32	112	112
	19	40	0	0	1	1	0	6	5
	20/25	1,095	28	24	30	31	30	110	88
	21	460	11	11	25	15	13	47	46
	22	670	14	13	21	13	12	86	79
Leg. Dist. 25		17,615	301	270	382	327	274	1,970	1,794
Leg. Dist. 26	1	750	27	31	33	34	22	77	70

ROCHESTER CITY COUNCIL - AT LARGE
(VOTE FOR 5)
DETAIL - PART 1 OF 3

LEGISLATIVE DISTRICT OR TOWN	ELECTION DISTRICT	TOTAL VOTERS	MICHAEL G. ROBERTS	NICHOLAS J. MANUELE	CHRISTOPHER A. PARRIS	PRISCILLA CROMER	PAUL A. DREAS	GLADYS SANTIAGO	WILLIAM F. PRITCHARD
			REP	REP	REP	REP	REP	DEM	DEM
Leg. Dist. 26									
	2	370	14	12	15	14	10	37	28
	3	840	55	54	55	61	53	70	56
	4	1,055	81	66	75	85	70	71	76
	5	960	51	50	51	52	46	85	83
	7	1,100	59	51	57	56	47	90	80
	8	1,030	42	36	42	41	36	103	93
	9	1,265	71	60	75	67	58	93	105
	10	1,115	65	57	67	58	54	89	87
	11	1,245	82	61	78	73	60	93	94
	12	1,440	58	47	65	65	50	144	142
	13/15	1,030	46	48	57	47	35	92	88
	14	1,010	61	51	52	62	50	98	77
	16	1,270	64	46	60	58	45	107	100
	17	20	1	1	1	0	2	1	0
Leg. Dist. 26		14,500	777	671	783	773	638	1,250	1,179
Leg. Dist. 27									
	1	1,220	34	25	40	33	30	143	136
	2	1,210	30	26	40	30	29	134	128
	3	1,270	35	35	44	39	28	145	141
	4	1,385	42	40	51	47	36	155	144
	5	1,320	26	31	29	28	25	155	134
	6	1,140	30	30	39	30	27	132	104
	7	1,150	29	29	41	37	28	115	112
	8	1,125	23	24	28	27	21	126	116
	9	1,355	14	11	30	16	9	174	172
	10	1,175	36	33	50	33	25	127	120
	11	1,340	37	33	46	37	34	149	128
	12	975	17	16	20	15	11	117	112
	13	1,115	18	21	21	17	15	135	125

ROCHESTER CITY COUNCIL - AT LARGE
(VOTE FOR 5)
DETAIL - PART 1 OF 3

LEGISLATIVE DISTRICT OR TOWN	ELECTION DISTRICT	TOTAL VOTERS	MICHAEL G. ROBERTS	NICHOLAS J. MANUELE	CHRISTOPHER A. PARRIS	PRISCILLA CROMER	PAUL A. DREAS	GLADYS SANTIAGO	WILLIAM F. PRITCHARD
			REP	REP	REP	REP	REP	DEM	DEM
Leg. Dist. 27									
	14	850	18	15	18	13	13	99	87
	15	1,010	13	12	19	13	13	115	94
	16	1,165	14	14	20	12	14	138	118
	17	555	17	15	21	19	17	61	56
	18	795	13	12	16	12	9	91	80
	19	1,155	15	13	26	20	16	143	122
	20	625	10	8	10	8	7	67	57
	21	585	11	10	14	10	9	72	65
	22	1,270	14	18	17	24	11	161	133
	23	650	5	3	8	4	5	79	68
	27	1,050	30	38	35	39	31	101	78
	28	755	19	12	22	21	15	75	71
Leg. Dist. 27		26,245	550	524	705	584	478	3,009	2,701
Leg. Dist. 28									
	1	690	30	24	29	28	27	67	57
	2	980	42	31	42	35	34	97	99
	3	520	21	19	19	18	16	51	42
	4	1,225	43	40	39	46	31	115	93
	5	690	31	32	37	38	36	68	54
	6	800	29	24	26	28	20	72	72
	7	1,270	53	53	54	46	43	109	99
	8	945	26	23	25	25	19	88	74
	9	665	35	28	32	33	25	55	55
	10	565	24	22	25	28	25	55	41
	11	850	32	37	41	37	34	80	66
	12	495	16	17	14	16	17	55	41
	13/25	780	36	34	35	41	31	69	48
	14	780	33	28	30	31	24	79	63
	15	295	17	16	21	15	18	16	19

ROCHESTER CITY COUNCIL - AT LARGE
(VOTE FOR 5)
DETAIL - PART 1 OF 3

LEGISLATIVE DISTRICT OR TOWN	ELECTION DISTRICT	TOTAL VOTERS	MICHAEL G. ROBERTS	NICHOLAS J. MANUELE	CHRISTOPHER A. PARRIS	PRISCILLA CROMER	PAUL A. DREAS	GLADYS SANTIAGO	WILLIAM F. PRITCHARD
			REP	REP	REP	REP	REP	DEM	DEM
Leg. Dist. 28									
	16	760	32	31	36	36	30	58	56
	17	350	3	6	6	3	3	32	31
	18	1,095	47	34	46	37	32	109	102
	19/21	860	42	39	44	42	32	83	67
	22	415	13	11	11	17	9	48	42
	23	1,065	45	42	52	44	39	104	101
	24	180	6	6	8	6	6	15	11
Leg. Dist. 28		16,275	656	597	672	650	551	1,525	1,333
Leg. Dist. 29									
	1/2	385	4	5	6	9	8	43	37
	3	615	21	16	18	20	11	68	62
	4	1,155	42	44	47	44	40	106	92
	5/7	1,375	43	35	35	37	30	148	108
	6	845	34	25	37	29	30	82	70
	8	920	37	32	42	33	30	95	76
	9	805	33	29	33	30	25	88	81
	10	870	30	26	29	24	23	100	80
	11	840	38	37	34	35	32	96	75
	12	735	22	17	26	21	21	86	74
	13	725	12	11	8	8	9	77	56
	14	870	36	32	42	34	29	86	71
	15	655	11	9	7	15	9	66	57
	16	365	9	8	11	9	10	37	32
	17	20	0	0	1	0	1	1	1
	18	1,020	47	41	59	41	37	91	99
	19	750	29	23	26	29	24	76	71
	20	990	22	19	28	26	21	107	95
	21	1,055	40	31	46	34	32	101	93
	22	595	10	7	11	10	7	54	47

ROCHESTER CITY COUNCIL - AT LARGE
(VOTE FOR 5)
DETAIL - PART 1 OF 3

LEGISLATIVE DISTRICT OR TOWN	ELECTION DISTRICT	TOTAL VOTERS	MICHAEL G. ROBERTS	NICHOLAS J. MANUELE	CHRISTOPHER A. PARRIS	PRISCILLA CROMER	PAUL A. DREAS	GLADYS SANTIAGO	WILLIAM F. PRITCHARD
			REP	REP	REP	REP	REP	DEM	DEM
Leg. Dist. 29	23	935	8	8	15	13	9	90	61
	24	990	39	30	35	40	37	94	81
	25	1,105	58	47	52	53	49	89	77
	26	530	4	8	9	11	6	64	48
	27	230	6	5	5	5	6	31	23
Leg. Dist. 29		19,380	635	545	662	610	536	1,976	1,667
GRAND TOTAL:		195,430	6,882	6,265	7,666	7,031	5,956	19,943	18,522

ROCHESTER CITY COUNCIL - AT LARGE
(VOTE FOR 5)
DETAIL - PART 2 OF 3

LEGISLATIVE DISTRICT OR TOWN	ELECTION DISTRICT	TOTAL VOTERS	JOHN F. LIGHTFOOT	DANA K. MILLER	CAROLEE A. CONKLIN	MIKE LOEWKE	WILLIAM F. PRITCHARD	PETE BUCKLEY	SAUL A. MANEIRO	SAUL A. MANEIRO
			DEM	DEM	DEM	IND	IND	IND	IND	WOR
Leg. Dist. 06										
	1	2,100	149	138	162	23	17	18	17	7
	2	870	64	62	69	11	5	8	7	7
	3	1,325	70	72	92	24	12	13	8	3
	4	1,420	113	102	122	28	15	13	11	6
	5	1,290	110	105	112	21	10	16	9	7
	6	1,190	96	87	102	40	18	18	12	3
Leg. Dist. 06		8,195	602	566	659	147	77	86	64	33
Leg. Dist. 07										
	1	1,920	139	126	161	33	20	19	15	6
	2	1,230	105	90	97	21	12	14	17	7
	3	945	66	61	76	17	13	6	8	3
Leg. Dist. 07		4,095	310	277	334	71	45	39	40	16
Leg. Dist. 21										
	1	1,300	130	108	120	34	15	18	16	13
	2	1,120	81	105	120	5	8	15	8	7
	3	625	65	60	60	4	2	6	7	2
	4	780	89	74	72	9	4	4	7	3
	5/16	1,450	136	131	133	31	21	27	15	17
	6	925	98	90	98	12	19	14	10	12
	7	1,780	174	182	180	25	9	22	20	14
	8/28	515	49	50	52	11	11	7	9	11
	9	960	80	85	108	22	11	11	13	8
	10	1,490	133	147	154	13	6	11	10	4
	11	540	58	43	42	2	3	5	1	2
	12	1,305	122	132	128	23	14	11	12	9
	13	595	59	71	70	6	7	3	4	12
	14	1,785	184	168	180	35	20	31	18	9
	15	1,285	125	119	121	18	4	11	18	11

ROCHESTER CITY COUNCIL - AT LARGE
(VOTE FOR 5)
DETAIL - PART 2 OF 3

LEGISLATIVE DISTRICT OR TOWN	ELECTION DISTRICT	TOTAL VOTERS	JOHN F. LIGHTFOOT	DANA K. MILLER	CAROLEE A. CONKLIN	MIKE LOEWKE	WILLIAM F. PRITCHARD	PETE BUCKLEY	SAUL A. MANEIRO	SAUL A. MANEIRO
			DEM	DEM	DEM	IND	IND	IND	IND	WOR
Leg. Dist. 21										
	17	1,095	126	100	118	19	4	13	11	13
	18	845	107	85	89	6	2	3	7	4
	19	390	43	39	38	2	4	3	3	1
	20	685	69	64	74	17	5	12	10	8
	21	1,015	125	104	103	12	7	8	13	2
	22	970	115	93	86	12	10	8	9	7
	23/32	805	91	76	80	17	16	16	14	1
	24	1,425	130	126	149	30	29	36	19	16
	25	920	123	99	97	9	9	12	7	3
	26	660	95	75	77	4	4	4	3	2
	27	525	63	50	47	4	3	5	1	1
	29/30	410	41	38	42	6	1	3	7	4
	31/34	470	56	45	50	4	5	6	5	3
	33	500	62	55	56	6	4	4	4	2
Leg. Dist. 21		27,170	2,829	2,614	2,744	398	257	329	281	201
Leg. Dist. 22										
	1	1,035	125	100	99	12	8	9	12	2
	2	255	31	24	23	1	0	0	0	0
	3	790	78	67	70	15	3	6	13	6
	4	265	33	19	24	2	2	3	3	5
	5	665	87	62	62	8	6	6	11	4
	6	575	71	68	60	2	2	2	2	1
	7	310	47	36	34	2	3	2	4	1
	8	650	69	51	55	12	9	13	12	3
	9	385	45	34	30	3	4	4	8	4
	10	475	67	51	47	6	4	6	4	0
	11	680	82	65	59	9	7	7	9	2
	12	460	55	48	43	3	1	2	4	2
	13	255	39	28	25	2	1	3	0	1

ROCHESTER CITY COUNCIL - AT LARGE
(VOTE FOR 5)
DETAIL - PART 2 OF 3

LEGISLATIVE DISTRICT OR TOWN	ELECTION DISTRICT	TOTAL VOTERS	JOHN F. LIGHTFOOT	DANA K. MILLER	CAROLEE A. CONKLIN	MIKE LOEWKE	WILLIAM F. PRITCHARD	PETE BUCKLEY	SAUL A. MANEIRO	SAUL A. MANEIRO
			DEM	DEM	DEM	IND	IND	IND	IND	WOR
Leg. Dist. 22										
	14	780	96	89	84	14	8	10	11	2
	15	725	96	77	78	11	9	12	7	5
	16	305	39	34	35	3	2	4	4	3
	17	305	40	33	34	3	2	2	2	0
	18	365	44	39	35	5	3	4	6	1
	19	450	53	46	48	3	6	5	3	4
	20	665	83	67	64	3	2	0	2	2
	21	540	55	47	40	4	5	4	6	2
	22	705	75	61	59	7	7	7	8	2
	23	465	60	50	50	3	3	3	6	5
	24	415	38	33	34	5	3	5	6	2
Leg. Dist. 22		12,520	1,508	1,229	1,192	138	100	119	143	59
Leg. Dist. 23										
	1	610	50	60	65	10	8	11	9	7
	2	1,150	116	115	127	24	20	20	25	14
	3	810	71	78	86	15	7	14	12	17
	4	1,680	161	187	215	19	25	19	19	15
	5	940	94	100	108	13	11	11	14	7
	6	660	56	64	63	10	6	10	5	4
	7	1,055	88	106	114	15	10	11	15	14
	8	950	98	110	117	7	8	9	16	10
	9	745	70	77	93	7	6	11	5	6
	10	1,005	100	108	110	12	4	9	11	8
	11	1,120	93	126	124	20	8	16	17	15
	12	1,530	135	153	172	19	18	24	22	7
	13	1,030	90	85	94	14	18	19	10	7
	14	785	78	79	84	13	9	13	12	9
	15	585	59	71	67	7	5	3	2	4
	16	1,100	89	95	115	29	17	23	22	8

ROCHESTER CITY COUNCIL - AT LARGE
(VOTE FOR 5)
DETAIL - PART 2 OF 3

LEGISLATIVE DISTRICT OR TOWN	ELECTION DISTRICT	TOTAL VOTERS	JOHN F. LIGHTFOOT	DANA K. MILLER	CAROLEE A. CONKLIN	MIKE LOEWKE	WILLIAM F. PRITCHARD	PETE BUCKLEY	SAUL A. MANEIRO	SAUL A. MANEIRO
			DEM	DEM	DEM	IND	IND	IND	IND	WOR
Leg. Dist. 23										
	17	1,655	160	157	172	35	28	46	21	14
	18	1,515	144	139	151	22	19	23	8	12
	19	1,280	107	111	117	14	9	17	7	7
	20	1,415	119	150	159	24	13	27	25	22
	21	1,220	122	132	136	16	18	26	9	13
	22	935	91	111	112	13	10	16	7	12
	23	535	56	55	63	7	5	7	6	7
	24	1,300	126	128	139	19	17	19	12	4
	25	2,030	183	206	220	59	21	51	21	12
	26	2,265	201	217	232	35	21	58	30	12
	27	995	79	85	85	16	11	28	10	4
Leg. Dist. 23		30,900	2,836	3,105	3,340	494	352	541	372	271
Leg. Dist. 24										
	1	1,625	179	203	210	27	16	18	24	33
	2	1,185	116	136	144	24	16	21	22	24
	3	1,345	129	144	168	30	13	22	22	13
	4	1,250	123	119	130	25	16	18	15	14
	5	1,345	113	126	141	19	15	17	13	10
	6	805	83	80	82	10	8	4	4	11
	7	870	88	88	87	11	9	4	7	10
	8	1,120	110	112	125	13	12	16	14	14
	9	800	73	67	73	4	3	7	7	13
	10	1,300	134	144	157	23	23	21	20	21
	11	900	80	71	71	6	7	5	6	2
	12	635	59	63	63	3	4	5	3	2
	13	1,115	113	111	116	27	14	16	17	9
	14	1,230	123	123	119	21	14	17	16	14
	15	1,480	147	135	147	17	8	10	14	8
	16	1,080	107	114	118	16	10	19	19	14

ROCHESTER CITY COUNCIL - AT LARGE
(VOTE FOR 5)
DETAIL - PART 2 OF 3

LEGISLATIVE DISTRICT OR TOWN	ELECTION DISTRICT	TOTAL VOTERS	JOHN F. LIGHTFOOT	DANA K. MILLER	CAROLEE A. CONKLIN	MIKE LOEWKE	WILLIAM F. PRITCHARD	PETE BUCKLEY	SAUL A. MANEIRO	SAUL A. MANEIRO
			DEM	DEM	DEM	IND	IND	IND	IND	WOR
Leg. Dist. 24	17	450	41	37	39	6	5	4	7	2
Leg. Dist. 24		18,535	1,818	1,873	1,990	282	193	224	230	214
Leg. Dist. 25	1	1,200	138	134	132	13	7	10	11	9
	2	790	114	93	76	7	8	7	4	3
	3	1,270	177	127	111	11	15	15	8	4
	4	225	24	21	15	0	1	2	2	1
	5	695	104	83	76	2	3	1	3	1
	6	1,040	108	97	98	16	12	12	10	14
	7	815	120	98	91	3	4	7	2	0
	8	1,065	168	130	123	7	8	12	7	5
	9	550	82	66	63	5	2	4	4	3
	10	935	131	119	111	10	6	9	7	6
	11	735	108	90	79	5	4	7	7	3
	12	1,320	152	131	151	16	11	14	17	19
	13	770	113	87	82	7	8	9	8	1
	14/24	1,485	155	156	148	11	11	9	15	22
	15	635	90	70	64	6	6	8	6	2
	16/23	245	23	28	34	3	4	6	1	12
	17	435	65	46	42	2	3	1	2	1
	18	1,140	115	100	108	9	12	12	13	11
	19	40	6	6	7	1	1	0	1	0
	20/25	1,095	101	85	90	13	13	16	17	9
	21	460	39	46	51	2	5	6	7	3
	22	670	87	81	84	9	9	9	9	7
Leg. Dist. 25		17,615	2,220	1,894	1,836	158	153	176	161	136
Leg. Dist. 26	1	750	72	66	84	18	11	7	10	3

ROCHESTER CITY COUNCIL - AT LARGE
(VOTE FOR 5)
DETAIL - PART 2 OF 3

LEGISLATIVE DISTRICT OR TOWN	ELECTION DISTRICT	TOTAL VOTERS	JOHN F. LIGHTFOOT	DANA K. MILLER	CAROLEE A. CONKLIN	MIKE LOEWKE	WILLIAM F. PRITCHARD	PETE BUCKLEY	SAUL A. MANEIRO	SAUL A. MANEIRO
			DEM	DEM	DEM	IND	IND	IND	IND	WOR
Leg. Dist. 26										
	2	370	33	27	33	5	4	3	4	3
	3	840	65	56	75	8	10	6	5	5
	4	1,055	70	69	88	25	11	7	9	7
	5	960	84	68	94	23	12	7	9	3
	7	1,100	93	85	93	15	9	11	12	5
	8	1,030	97	90	105	14	4	8	5	5
	9	1,265	106	91	127	25	15	15	9	6
	10	1,115	108	87	100	13	15	12	9	3
	11	1,245	88	85	103	19	17	11	11	2
	12	1,440	146	126	171	21	8	13	16	10
	13/15	1,030	89	91	116	23	9	16	16	5
	14	1,010	103	83	93	10	11	8	12	5
	16	1,270	111	107	120	24	13	9	5	11
	17	20	2	0	1	1	1	1	2	0
Leg. Dist. 26		14,500	1,267	1,131	1,403	244	150	134	134	73
Leg. Dist. 27										
	1	1,220	145	147	149	13	10	9	15	5
	2	1,210	150	148	126	14	20	14	10	5
	3	1,270	152	161	149	12	6	8	6	12
	4	1,385	155	157	143	14	9	17	12	8
	5	1,320	174	160	160	7	10	3	9	11
	6	1,140	135	124	106	13	9	12	18	3
	7	1,150	136	141	121	11	6	12	8	7
	8	1,125	129	120	121	13	10	13	9	3
	9	1,355	169	209	181	7	9	10	7	13
	10	1,175	114	136	120	17	15	17	11	10
	11	1,340	153	154	133	17	14	10	13	2
	12	975	139	129	114	7	4	10	6	4
	13	1,115	152	146	135	6	6	4	8	3

ROCHESTER CITY COUNCIL - AT LARGE
(VOTE FOR 5)
DETAIL - PART 2 OF 3

LEGISLATIVE DISTRICT OR TOWN	ELECTION DISTRICT	TOTAL VOTERS	JOHN F. LIGHTFOOT	DANA K. MILLER	CAROLEE A. CONKLIN	MIKE LOEWKE	WILLIAM F. PRITCHARD	PETE BUCKLEY	SAUL A. MANEIRO	SAUL A. MANEIRO
			DEM	DEM	DEM	IND	IND	IND	IND	WOR
Leg. Dist. 27										
	14	850	118	111	94	5	5	8	6	2
	15	1,010	124	117	107	8	10	8	9	6
	16	1,165	158	154	130	8	11	9	10	10
	17	555	59	56	56	5	3	3	3	0
	18	795	110	84	88	12	5	9	8	5
	19	1,155	157	144	125	7	10	9	8	4
	20	625	80	70	64	4	4	3	4	0
	21	585	79	83	74	5	5	2	5	0
	22	1,270	174	155	152	7	7	9	7	9
	23	650	86	68	75	9	3	3	2	3
	27	1,050	98	82	91	28	15	10	16	7
	28	755	93	68	75	10	7	4	11	3
Leg. Dist. 27		26,245	3,239	3,124	2,889	259	213	216	221	135
Leg. Dist. 28										
	1	690	68	53	51	8	5	6	7	7
	2	980	102	99	92	28	7	12	9	5
	3	520	59	44	47	4	4	4	2	4
	4	1,225	123	97	107	17	9	15	15	2
	5	690	61	59	62	12	4	5	2	2
	6	800	70	73	76	17	5	7	6	2
	7	1,270	119	100	107	20	6	8	7	5
	8	945	85	84	85	16	9	12	11	2
	9	665	59	53	51	12	8	5	9	2
	10	565	59	49	49	13	12	10	5	4
	11	850	90	68	69	26	12	7	7	6
	12	495	60	38	44	10	5	6	10	2
	13/25	780	67	58	63	20	10	11	8	1
	14	780	74	71	66	19	8	10	10	1
	15	295	20	17	18	4	0	1	1	1

ROCHESTER CITY COUNCIL - AT LARGE
(VOTE FOR 5)
DETAIL - PART 2 OF 3

LEGISLATIVE DISTRICT OR TOWN	ELECTION DISTRICT	TOTAL VOTERS	JOHN F. LIGHTFOOT	DANA K. MILLER	CAROLEE A. CONKLIN	MIKE LOEWKE	WILLIAM F. PRITCHARD	PETE BUCKLEY	SAUL A. MANEIRO	SAUL A. MANEIRO
			DEM	DEM	DEM	IND	IND	IND	IND	WOR
Leg. Dist. 28										
	16	760	67	51	64	20	5	11	13	4
	17	350	27	30	35	15	0	0	2	0
	18	1,095	106	95	109	18	9	14	11	11
	19/21	860	75	61	80	12	10	8	7	13
	22	415	50	40	46	3	2	1	1	4
	23	1,065	110	101	113	12	9	7	10	2
	24	180	16	11	13	1	0	2	0	4
Leg. Dist. 28		16,275	1,567	1,352	1,447	307	139	162	153	84
Leg. Dist. 29										
	1/2	385	43	36	38	2	1	0	3	0
	3	615	73	63	64	10	6	5	7	3
	4	1,155	110	95	102	13	9	8	11	5
	5/7	1,375	140	105	115	11	11	8	20	10
	6	845	83	74	71	11	10	5	15	5
	8	920	90	80	84	8	7	5	4	1
	9	805	78	77	84	3	4	5	8	3
	10	870	98	91	80	3	5	8	9	2
	11	840	85	82	76	5	5	7	10	0
	12	735	88	72	73	9	5	4	10	2
	13	725	79	57	54	8	5	6	10	5
	14	870	96	79	75	9	7	6	13	5
	15	655	68	59	56	6	6	6	7	2
	16	365	41	32	31	5	4	3	5	1
	17	20	3	2	1	1	1	0	0	0
	18	1,020	86	86	95	19	9	2	9	3
	19	750	78	69	70	10	3	3	7	4
	20	990	116	104	89	4	3	3	9	7
	21	1,055	106	96	95	8	3	9	10	5
	22	595	60	46	44	4	3	11	6	0

ROCHESTER CITY COUNCIL - AT LARGE
(VOTE FOR 5)
DETAIL - PART 2 OF 3

LEGISLATIVE DISTRICT OR TOWN	ELECTION DISTRICT	TOTAL VOTERS	JOHN F. LIGHTFOOT	DANA K. MILLER	CAROLEE A. CONKLIN	MIKE LOEWKE	WILLIAM F. PRITCHARD	PETE BUCKLEY	SAUL A. MANEIRO	SAUL A. MANEIRO
			DEM	DEM	DEM	IND	IND	IND	IND	WOR
Leg. Dist. 29	23	935	78	58	64	8	6	6	6	5
	24	990	100	88	83	18	10	14	10	2
	25	1,105	92	79	73	14	11	11	8	6
	26	530	66	54	56	6	3	6	8	2
	27	230	33	32	25	0	2	0	1	1
Leg. Dist. 29		19,380	1,990	1,716	1,698	195	139	141	206	79
GRAND TOTAL:		195,430	20,186	18,881	19,532	2,693	1,818	2,167	2,005	1,301

ROCHESTER CITY COUNCIL - AT LARGE
(VOTE FOR 5)
DETAIL - PART 3 OF 3

LEGISLATIVE DISTRICT OR TOWN	ELECTION DISTRICT	TOTAL VOTERS	HARRY L. DAVIS	CHRISTOPHER EDES	MAX B. KESSLER	YUSUF SHARIF	SCATTER	BLANK AND VOID
			RWB	RWB	RWB	WC		VOID
Leg. Dist. 06	1	2,100	4	4	3	5	0	599
	2	870	2	2	2	2	0	248
	3	1,325	4	4	3	4	0	370
	4	1,420	5	3	3	3	0	369
	5	1,290	3	1	1	2	0	304
	6	<u>1,190</u>	<u>6</u>	<u>4</u>	<u>1</u>	<u>4</u>	<u>0</u>	<u>320</u>
Leg. Dist. 06		8,195	24	18	13	20	0	2,210
Leg. Dist. 07	1	1,920	6	0	3	4	0	523
	2	1,230	2	0	1	3	0	353
	3	<u>945</u>	<u>4</u>	<u>5</u>	<u>3</u>	<u>3</u>	<u>0</u>	<u>286</u>
Leg. Dist. 07		4,095	12	5	7	10	0	1,162
Leg. Dist. 21	1	1,300	3	6	4	6	0	325
	2	1,120	3	1	1	4	0	260
	3	625	2	1	1	2	0	177
	4	780	3	2	3	5	0	241
	5/16	1,450	6	6	5	6	0	321
	6	925	4	2	2	2	0	258
	7	1,780	1	3	3	7	0	362
	8/28	515	3	3	2	4	0	135
	9	960	5	6	6	7	0	207
	10	1,490	3	2	2	5	0	242
	11	540	1	0	2	6	0	184
	12	1,305	4	7	3	6	0	262
	13	595	3	4	4	4	0	175
	14	1,785	3	3	3	7	0	393
	15	1,285	6	3	1	5	0	325

ROCHESTER CITY COUNCIL - AT LARGE
(VOTE FOR 5)
DETAIL - PART 3 OF 3

LEGISLATIVE DISTRICT OR TOWN	ELECTION DISTRICT	TOTAL VOTERS	HARRY L. DAVIS	CHRISTOPHER EDES	MAX B. KESSLER	YUSUF SHARIF	SCATTER	BLANK AND VOID
			RWB	RWB	RWB	WC		VOID
Leg. Dist. 21								
	17	1,095	3	2	2	6	0	274
	18	845	0	2	1	6	0	227
	19	390	0	1	0	2	0	125
	20	685	4	5	3	4	0	134
	21	1,015	0	2	2	2	0	274
	22	970	4	0	1	6	0	310
	23/32	805	3	3	2	2	0	223
	24	1,425	1	0	1	1	0	320
	25	920	2	1	1	5	0	227
	26	660	4	1	2	3	0	192
	27	525	0	1	0	3	0	192
	29/30	410	0	0	0	2	0	116
	31/34	470	1	1	2	3	0	139
	33	500	0	0	0	1	0	86
Leg. Dist. 21		27,170	72	68	59	122	0	6,706
Leg. Dist. 22								
	1	1,035	0	1	1	3	0	293
	2	255	0	0	0	5	0	101
	3	790	1	0	0	3	0	317
	4	265	0	2	0	1	0	83
	5	665	0	0	0	1	0	244
	6	575	0	0	0	8	0	221
	7	310	2	1	0	6	0	89
	8	650	1	0	0	4	0	175
	9	385	2	1	0	3	0	153
	10	475	1	1	0	0	0	160
	11	680	4	0	0	2	0	232
	12	460	1	0	0	2	0	180
	13	255	1	0	0	1	0	86

ROCHESTER CITY COUNCIL - AT LARGE
(VOTE FOR 5)
DETAIL - PART 3 OF 3

LEGISLATIVE DISTRICT OR TOWN	ELECTION DISTRICT	TOTAL VOTERS	HARRY L. DAVIS	CHRISTOPHER EDES	MAX B. KESSLER	YUSUF SHARIF	SCATTER	BLANK AND VOID
			RWB	RWB	RWB	WC		VOID
Leg. Dist. 22	14	780	1	1	1	2	0	233
	15	725	0	1	1	2	0	198
	16	305	1	1	0	1	0	77
	17	305	0	0	0	1	0	80
	18	365	2	0	2	2	0	133
	19	450	1	0	0	2	0	147
	20	665	2	1	0	4	0	248
	21	540	1	0	0	6	0	230
	22	705	1	1	0	4	0	282
	23	465	1	0	0	0	0	157
	24	<u>415</u>	<u>2</u>	<u>1</u>	<u>3</u>	<u>4</u>	<u>0</u>	<u>152</u>
Leg. Dist. 22		12,520	25	12	8	67	0	4,271
Leg. Dist. 23	1	610	3	4	2	2	0	123
	2	1,150	10	4	5	7	0	256
	3	810	6	6	5	2	0	190
	4	1,680	12	7	7	5	0	249
	5	940	5	5	2	3	0	205
	6	660	4	2	3	1	0	129
	7	1,055	9	8	9	6	0	208
	8	950	2	3	1	2	0	169
	9	745	0	0	0	1	0	132
	10	1,005	4	5	6	4	0	206
	11	1,120	6	4	2	6	0	181
	12	1,530	3	4	4	4	0	277
	13	1,030	2	4	3	3	0	210
	14	785	8	7	6	10	0	159
	15	585	1	2	1	7	0	133
	16	1,100	5	6	7	2	0	298

ROCHESTER CITY COUNCIL - AT LARGE
(VOTE FOR 5)
DETAIL - PART 3 OF 3

LEGISLATIVE DISTRICT OR TOWN	ELECTION DISTRICT	TOTAL VOTERS	HARRY L. DAVIS	CHRISTOPHER EDES	MAX B. KESSLER	YUSUF SHARIF	SCATTER	BLANK AND VOID
			RWB	RWB	RWB	WC		VOID
Leg. Dist. 23								
	17	1,655	0	2	3	2	0	357
	18	1,515	3	7	3	2	0	325
	19	1,280	2	4	1	3	5	349
	20	1,415	2	2	3	5	0	294
	21	1,220	4	3	2	2	0	256
	22	935	1	0	1	2	0	171
	23	535	3	3	2	6	0	119
	24	1,300	3	2	4	0	0	330
	25	2,030	7	4	4	5	2	394
	26	2,265	6	4	6	7	0	448
	27	995	0	1	1	1	0	245
Leg. Dist. 23		30,900	111	103	93	100	7	6,413
Leg. Dist. 24								
	1	1,625	2	0	0	4	0	288
	2	1,185	4	5	4	8	0	235
	3	1,345	11	7	6	1	0	283
	4	1,250	8	5	9	7	0	265
	5	1,345	3	5	2	4	0	255
	6	805	3	3	3	5	0	170
	7	870	3	1	4	2	0	169
	8	1,120	6	8	7	6	0	190
	9	800	4	2	2	5	0	181
	10	1,300	3	4	2	6	0	299
	11	900	3	0	0	1	0	306
	12	635	1	2	1	2	0	161
	13	1,115	6	2	4	5	0	255
	14	1,230	7	5	5	23	0	295
	15	1,480	3	6	6	5	0	407
	16	1,080	7	10	8	7	0	180

ROCHESTER CITY COUNCIL - AT LARGE
(VOTE FOR 5)
DETAIL - PART 3 OF 3

LEGISLATIVE DISTRICT OR TOWN	ELECTION DISTRICT	TOTAL VOTERS	HARRY L. DAVIS	CHRISTOPHER EDES	MAX B. KESSLER	YUSUF SHARIF	SCATTER	BLANK AND VOID
			RWB	RWB	RWB	WC		VOID
Leg. Dist. 24	17	450	1	3	3	0	0	106
Leg. Dist. 24		18,535	75	68	66	91	0	4,045
Leg. Dist. 25	1	1,200	6	5	4	3	0	304
	2	790	0	0	0	4	0	261
	3	1,270	1	2	0	6	0	474
	4	225	1	2	0	4	0	101
	5	695	2	0	0	8	0	235
	6	1,040	12	5	5	16	0	331
	7	815	1	0	0	2	0	274
	8	1,065	2	0	2	7	0	304
	9	550	2	2	0	4	0	169
	10	935	3	2	0	8	0	221
	11	735	3	0	0	3	0	246
	12	1,320	6	2	3	6	0	332
	13	770	0	0	0	4	0	272
	14/24	1,485	6	5	4	4	0	386
	15	635	0	0	1	2	0	211
	16/23	245	0	3	1	6	0	28
	17	435	0	1	0	3	0	170
	18	1,140	10	3	3	6	0	353
	19	40	0	0	0	0	0	5
	20/25	1,095	3	2	3	9	0	393
	21	460	0	0	0	2	0	131
	22	670	3	2	4	3	0	125
Leg. Dist. 25		17,615	61	36	30	110	0	5,326
Leg. Dist. 26	1	750	1	2	0	2	0	180

ROCHESTER CITY COUNCIL - AT LARGE
(VOTE FOR 5)
DETAIL - PART 3 OF 3

LEGISLATIVE DISTRICT OR TOWN	ELECTION DISTRICT	TOTAL VOTERS	HARRY L. DAVIS	CHRISTOPHER EDES	MAX B. KESSLER	YUSUF SHARIF	SCATTER	BLANK AND VOID
			RWB	RWB	RWB	WC		VOID
Leg. Dist. 26								
	2	370	1	0	1	0	0	126
	3	840	2	2	2	0	0	200
	4	1,055	3	2	4	3	0	233
	5	960	4	3	2	5	1	227
	7	1,100	4	1	4	5	0	323
	8	1,030	2	2	2	2	0	301
	9	1,265	3	2	1	7	0	329
	10	1,115	1	2	1	4	0	283
	11	1,245	1	2	2	4	0	359
	12	1,440	4	7	5	15	0	327
	13/15	1,030	4	1	3	6	0	238
	14	1,010	6	5	7	4	0	212
	16	1,270	1	2	0	8	1	378
	17	20	0	0	0	0	0	6
Leg. Dist. 26		14,500	37	33	34	65	2	3,722
Leg. Dist. 27								
	1	1,220	4	3	4	3	0	272
	2	1,210	3	5	3	4	2	289
	3	1,270	5	4	5	8	0	275
	4	1,385	6	7	6	6	0	330
	5	1,320	2	3	1	2	0	350
	6	1,140	1	4	0	7	0	316
	7	1,150	4	4	3	6	0	300
	8	1,125	2	2	1	5	0	332
	9	1,355	4	2	2	9	0	307
	10	1,175	6	4	3	5	0	293
	11	1,340	5	5	3	3	0	364
	12	975	2	1	0	4	0	247
	13	1,115	2	3	2	7	0	289

ROCHESTER CITY COUNCIL - AT LARGE
(VOTE FOR 5)
DETAIL - PART 3 OF 3

LEGISLATIVE DISTRICT OR TOWN	ELECTION DISTRICT	TOTAL VOTERS	HARRY L. DAVIS	CHRISTOPHER EDES	MAX B. KESSLER	YUSUF SHARIF	SCATTER	BLANK AND VOID
			RWB	RWB	RWB	WC		VOID
Leg. Dist. 27	14	850	3	4	2	2	0	227
	15	1,010	1	1	0	1	0	339
	16	1,165	2	1	2	5	0	335
	17	555	1	1	0	3	0	159
	18	795	0	0	2	7	0	232
	19	1,155	2	2	4	10	0	318
	20	625	1	0	1	6	0	221
	21	585	3	3	2	2	0	131
	22	1,270	4	2	0	9	1	356
	23	650	2	2	1	5	0	219
	27	1,050	3	3	1	3	0	341
	28	755	1	0	0	3	0	245
Leg. Dist. 27		26,245	69	66	48	125	3	7,087
Leg. Dist. 28	1	690	1	1	2	3	0	216
	2	980	1	1	2	2	0	240
	3	520	0	3	1	6	0	156
	4	1,225	2	4	1	0	0	426
	5	690	2	0	0	1	0	184
	6	800	1	1	2	2	0	267
	7	1,270	1	1	1	3	0	435
	8	945	1	1	1	5	0	353
	9	665	1	2	2	2	0	196
	10	565	1	3	2	2	0	136
	11	850	2	2	1	4	0	229
	12	495	0	1	2	3	0	138
	13/25	780	3	1	3	3	0	238
	14	780	2	2	4	5	1	219
	15	295	0	0	0	0	0	111

ROCHESTER CITY COUNCIL - AT LARGE
(VOTE FOR 5)
DETAIL - PART 3 OF 3

LEGISLATIVE DISTRICT OR TOWN	ELECTION DISTRICT	TOTAL VOTERS	HARRY L. DAVIS	CHRISTOPHER EDES	MAX B. KESSLER	YUSUF SHARIF	SCATTER	BLANK AND VOID
			RWB	RWB	RWB	WC		VOID
Leg. Dist. 28	16	760	3	2	1	4	0	236
	17	350	1	1	1	1	0	153
	18	1,095	4	2	3	3	0	303
	19/21	860	4	3	3	3	0	232
	22	415	0	0	0	2	0	115
	23	1,065	1	1	1	8	0	263
	24	180	1	0	0	0	0	74
Leg. Dist. 28		16,275	32	32	33	62	1	4,920
Leg. Dist. 29	1/2	385	0	1	1	5	0	143
	3	615	2	0	1	3	0	162
	4	1,155	3	3	5	8	0	368
	5/7	1,375	3	3	3	3	0	507
	6	845	1	1	1	0	0	261
	8	920	3	1	1	1	0	290
	9	805	1	1	1	1	0	220
	10	870	3	1	2	6	0	250
	11	840	1	1	1	1	0	219
	12	735	1	0	2	3	0	199
	13	725	5	1	1	8	0	305
	14	870	1	0	3	4	0	242
	15	655	3	1	1	1	0	265
	16	365	0	0	1	3	0	123
	17	20	0	0	0	0	0	8
	18	1,020	1	3	3	1	0	288
	19	750	3	1	0	5	0	219
	20	990	2	1	2	8	0	324
	21	1,055	3	3	3	6	0	331
	22	595	3	0	2	5	0	265

ROCHESTER CITY COUNCIL - AT LARGE
(VOTE FOR 5)
DETAIL - PART 3 OF 3

LEGISLATIVE DISTRICT OR TOWN	ELECTION DISTRICT	TOTAL VOTERS	HARRY L. DAVIS	CHRISTOPHER EDES	MAX B. KESSLER	YUSUF SHARIF	SCATTER	BLANK AND VOID
			RWB	RWB	RWB	WC		VOID
Leg. Dist. 29	23	935	2	1	2	3	0	492
	24	990	3	4	1	4	0	297
	25	1,105	9	2	3	6	0	366
	26	530	1	1	1	2	0	174
	27	230	0	0	0	0	0	55
Leg. Dist. 29		19,380	54	30	41	87	0	6,373
GRAND TOTAL:		195,430	572	471	432	859	13	52,235

COMMISSIONER OF SCHOOLS
CITY OF ROCHESTER
(VOTE FOR 3)
SUMMARY

LEGISLATIVE DISTRICT OR TOWN	TOTAL VOTERS	WILLIAM A. STARK	ADAM W. JUNOD	IVONNE MARTINEZ	THOMAS F. BRENNAN	DARRYL W. PORTER	CYNTHIA A. ELLIOTT	GLENNY A. WILLIAMS	SCATTER	BLANK AND VOID
		REP	REP	REP	DEM	DEM	DEM	WOR		
Leg. Dist. 06	4,917	552	443	487	598	627	638	68	0	1,504
Leg. Dist. 07	2,457	260	207	236	293	306	321	19	0	815
Leg. Dist. 21	16,302	1,092	885	1,107	2,475	3,008	2,927	295	0	4,513
Leg. Dist. 22	7,512	225	172	317	1,158	1,447	1,373	68	0	2,752
Leg. Dist. 23	18,540	1,435	1,156	1,442	3,061	3,314	3,115	483	3	4,531
Leg. Dist. 24	11,121	771	657	793	1,841	2,029	1,970	315	0	2,745
Leg. Dist. 25	10,569	338	280	379	1,708	2,196	2,119	205	0	3,344
Leg. Dist. 26	8,700	795	631	750	1,260	1,338	1,298	124	2	2,502
Leg. Dist. 27	15,747	613	501	661	2,639	3,340	3,224	263	2	4,504
Leg. Dist. 28	9,765	719	564	697	1,366	1,543	1,513	123	1	3,239
Leg. Dist. 29	11,628	651	526	726	1,601	1,995	1,904	138	0	4,087
GRAND TOTAL:	117,258	7,451	6,022	7,595	18,000	21,143	20,402	2,101	8	34,536

COMMISSIONER OF SCHOOLS
CITY OF ROCHESTER
(VOTE FOR 3)
DETAIL

LEGISLATIVE DISTRICT OR TOWN	ELECTION DISTRICT	TOTAL VOTERS	WILLIAM A. STARK	ADAM W. JUNOD	IVONNE MARTINEZ	THOMAS F. BRENNAN	DARRYL W. PORTER	CYNTHIA A. ELLIOTT	GLENNY A. WILLIAMS	SCATTER	BLANK AND VOID
			REP	REP	REP	DEM	DEM	DEM	WOR		
Leg. Dist. 06											
	1	1,260	158	113	124	151	151	153	15	0	395
	2	522	53	43	46	65	70	76	6	0	163
	3	795	98	92	98	75	82	84	11	0	255
	4	852	96	71	73	111	116	126	13	0	246
	5	774	84	69	79	100	113	101	15	0	213
	6	714	63	55	67	96	95	98	8	0	232
Leg. Dist. 06		4,917	552	443	487	598	627	638	68	0	1,504
Leg. Dist. 07											
	1	1,152	133	103	116	132	138	148	9	0	373
	2	738	60	52	65	92	102	100	6	0	261
	3	567	67	52	55	69	66	73	4	0	181
Leg. Dist. 07		2,457	260	207	236	293	306	321	19	0	815
Leg. Dist. 21											
	1	780	58	42	56	119	137	131	24	0	213
	2	672	51	43	45	98	112	119	15	0	189
	3	375	22	18	25	57	70	67	4	0	112
	4	468	23	23	23	67	83	77	6	0	166
	5/16	870	67	57	72	131	159	154	20	0	210
	6	555	25	21	22	92	100	100	9	0	186
	7	1,068	97	80	97	159	183	191	19	0	242
	8/28	309	14	13	19	44	58	55	6	0	100
	9	576	43	41	56	91	99	88	14	0	144
	10	894	88	77	80	130	161	158	17	0	183
	11	324	22	17	23	40	57	59	2	0	104
	12	783	69	51	54	122	151	140	15	0	181
	13	357	9	10	15	57	60	63	16	0	127
	14	1,071	90	69	82	159	191	195	26	0	259

COMMISSIONER OF SCHOOLS
 CITY OF ROCHESTER
 (VOTE FOR 3)
 DETAIL

LEGISLATIVE DISTRICT OR TOWN	ELECTION DISTRICT	TOTAL VOTERS	WILLIAM A. STARK	ADAM W. JUNOD	IVONNE MARTINEZ	THOMAS F. BRENNAN	DARRYL W. PORTER	CYNTHIA A. ELLIOTT	GLENNY A. WILLIAMS	SCATTER	BLANK AND VOID
			REP	REP	REP	DEM	DEM	DEM	WOR		
Leg. Dist. 21											
	15	771	57	48	52	114	140	133	8	0	219
	17	657	46	29	43	98	135	118	12	0	176
	18	507	22	22	30	79	106	97	5	0	146
	19	234	11	7	15	35	44	41	2	0	79
	20	411	33	25	32	63	76	73	6	0	103
	21	609	31	26	38	98	118	112	5	0	181
	22	582	27	17	28	77	122	111	15	0	185
	23/32	483	29	23	29	72	93	92	7	0	138
	24	855	69	51	62	125	144	143	21	0	240
	25	552	26	22	25	93	110	115	6	0	155
	26	396	8	7	12	68	90	86	6	0	119
	27	315	8	4	18	48	53	59	1	0	124
	29/30	246	13	13	18	36	42	44	2	0	78
	31/34	282	10	9	10	49	51	49	3	0	101
	33	300	24	20	26	54	63	57	3	0	53
Leg. Dist. 21		16,302	1,092	885	1,107	2,475	3,008	2,927	295	0	4,513
Leg. Dist. 22											
	1	621	32	25	40	103	124	110	7	0	180
	2	153	2	2	6	24	30	32	1	0	56
	3	474	9	6	27	65	78	72	3	0	214
	4	159	3	4	9	24	25	25	4	0	65
	5	399	6	7	15	56	75	73	1	0	166
	6	345	3	2	2	58	72	69	6	0	133
	7	186	2	2	4	36	42	43	1	0	56
	8	390	25	24	22	56	73	63	2	0	125
	9	231	6	1	14	27	38	33	3	0	109
	10	285	6	6	6	47	57	56	1	0	106
	11	408	15	10	14	64	77	83	8	0	137

COMMISSIONER OF SCHOOLS
CITY OF ROCHESTER
(VOTE FOR 3)
DETAIL

LEGISLATIVE DISTRICT OR TOWN	ELECTION DISTRICT	TOTAL VOTERS	WILLIAM A. STARK	ADAM W. JUNOD	IVONNE MARTINEZ	THOMAS F. BRENNAN	DARRYL W. PORTER	CYNTHIA A. ELLIOTT	GLENNY A. WILLIAMS	SCATTER	BLANK AND VOID
			REP	REP	REP	DEM	DEM	DEM	WOR		
Leg. Dist. 22											
	12	276	6	6	11	38	54	50	3	0	108
	13	153	3	2	4	28	33	32	0	0	51
	14	468	20	9	15	73	98	89	5	0	159
	15	435	16	11	13	76	85	85	5	0	144
	16	183	3	2	15	34	37	33	2	0	57
	17	183	6	7	8	31	36	38	0	0	57
	18	219	2	4	4	31	45	47	2	0	84
	19	270	8	6	12	48	55	49	2	0	90
	20	399	14	8	13	64	84	74	4	0	138
	21	324	9	5	15	39	57	57	1	0	141
	22	423	13	11	21	59	77	68	2	0	172
	23	279	4	4	11	46	52	62	3	0	97
	24	249	12	8	16	31	43	30	2	0	107
Leg. Dist. 22		7,512	225	172	317	1,158	1,447	1,373	68	0	2,752
Leg. Dist. 23											
	1	366	25	25	36	59	62	59	11	0	89
	2	690	42	41	45	113	116	122	20	0	191
	3	486	34	26	34	81	83	89	20	0	119
	4	1,008	76	62	86	176	204	196	26	0	182
	5	564	38	28	41	95	98	104	17	0	143
	6	396	34	32	38	59	62	60	9	0	102
	7	633	45	41	54	113	115	111	25	0	129
	8	570	36	26	40	101	112	106	19	0	130
	9	447	41	26	30	76	86	83	15	0	90
	10	603	43	32	44	103	113	104	12	0	152
	11	672	58	44	58	125	131	105	25	0	126
	12	918	83	61	83	150	166	141	25	0	209
	13	618	68	51	61	83	98	96	16	0	145

COMMISSIONER OF SCHOOLS
CITY OF ROCHESTER
(VOTE FOR 3)
DETAIL

LEGISLATIVE DISTRICT OR TOWN	ELECTION DISTRICT	TOTAL VOTERS	WILLIAM A. STARK	ADAM W. JUNOD	IVONNE MARTINEZ	THOMAS F. BRENNAN	DARRYL W. PORTER	CYNTHIA A. ELLIOTT	GLENNY A. WILLIAMS	SCATTER	BLANK AND VOID
			REP	REP	REP	DEM	DEM	DEM	WOR		
Leg. Dist. 23											
	14	471	28	31	36	88	84	77	12	0	115
	15	351	22	18	24	59	67	63	9	0	89
	16	660	45	33	39	94	107	109	21	0	212
	17	993	80	58	63	160	175	181	17	0	259
	18	909	89	70	73	127	148	146	17	0	239
	19	768	60	50	52	118	118	125	12	3	230
	20	849	61	46	70	152	163	145	25	0	187
	21	732	57	49	57	126	135	121	21	0	166
	22	561	43	32	43	99	107	92	9	0	136
	23	321	17	17	19	51	59	56	12	0	90
	24	780	47	44	45	132	130	139	11	0	232
	25	1,218	92	77	104	211	224	192	29	0	289
	26	1,359	114	90	116	221	254	215	35	0	314
	27	597	57	46	51	89	97	78	13	0	166
Leg. Dist. 23		18,540	1,435	1,156	1,442	3,061	3,314	3,115	483	3	4,531
Leg. Dist. 24											
	1	975	47	46	67	193	204	180	39	0	199
	2	711	35	25	39	130	140	126	27	0	189
	3	807	57	46	56	134	157	140	16	0	201
	4	750	59	45	60	122	133	136	18	0	177
	5	807	73	60	67	126	142	133	24	0	182
	6	483	38	28	35	76	84	89	12	0	121
	7	522	46	36	50	85	90	87	14	0	114
	8	672	60	55	55	115	125	126	15	0	121
	9	480	41	36	41	69	78	77	19	0	119
	10	780	35	30	38	143	148	157	35	0	194
	11	540	36	33	37	70	75	80	2	0	207
	12	381	27	25	27	62	63	63	2	0	112

COMMISSIONER OF SCHOOLS
CITY OF ROCHESTER
(VOTE FOR 3)
DETAIL

LEGISLATIVE DISTRICT OR TOWN	ELECTION DISTRICT	TOTAL VOTERS	WILLIAM A. STARK	ADAM W. JUNOD	IVONNE MARTINEZ	THOMAS F. BRENNAN	DARRYL W. PORTER	CYNTHIA A. ELLIOTT	GLENNY A. WILLIAMS	SCATTER	BLANK AND VOID
			REP	REP	REP	DEM	DEM	DEM	WOR		
Leg. Dist. 24											
	13	669	39	37	44	122	128	122	19	0	158
	14	738	43	40	49	117	140	133	28	0	188
	15	888	58	44	52	136	156	162	16	0	264
	16	648	48	48	52	108	119	118	25	0	130
	17	270	29	23	24	33	47	41	4	0	69
Leg. Dist. 24		11,121	771	657	793	1,841	2,029	1,970	315	0	2,745
Leg. Dist. 25											
	1	720	37	33	39	119	143	140	15	0	194
	2	474	4	5	10	75	113	102	8	0	157
	3	762	15	15	20	112	156	142	7	0	295
	4	135	5	2	3	14	22	27	1	0	61
	5	417	3	5	5	68	92	90	3	0	151
	6	624	23	17	30	86	107	100	22	0	239
	7	489	7	4	7	82	114	110	1	0	164
	8	639	8	2	7	121	162	149	2	0	188
	9	330	2	3	2	60	79	80	3	0	101
	10	561	15	14	17	103	132	122	13	0	145
	11	441	6	3	4	73	105	101	8	0	141
	12	792	36	31	40	133	159	158	25	0	210
	13	462	3	2	6	73	101	107	3	0	167
	14/24	891	55	45	51	145	169	169	29	0	228
	15	381	4	6	7	67	84	83	6	0	124
	16/23	147	4	4	16	31	31	31	12	0	18
	17	261	4	3	4	38	55	56	2	0	99
	18	684	38	33	39	103	122	114	13	0	222
	19	24	2	1	1	5	6	7	0	0	2
	20/25	657	36	28	31	83	101	103	15	0	260
	21	276	17	9	17	44	53	49	6	0	81

COMMISSIONER OF SCHOOLS
CITY OF ROCHESTER
(VOTE FOR 3)
DETAIL

LEGISLATIVE DISTRICT OR TOWN	ELECTION DISTRICT	TOTAL VOTERS	WILLIAM A. STARK	ADAM W. JUNOD	IVONNE MARTINEZ	THOMAS F. BRENNAN	DARRYL W. PORTER	CYNTHIA A. ELLIOTT	GLENNY A. WILLIAMS	SCATTER	BLANK AND VOID
			REP	REP	REP	DEM	DEM	DEM	WOR		
Leg. Dist. 25	22	402	14	15	23	73	90	79	11	0	97
Leg. Dist. 25		10,569	338	280	379	1,708	2,196	2,119	205	0	3,344
Leg. Dist. 26											
	1	450	22	19	34	79	81	85	8	0	122
	2	222	18	13	14	35	36	34	2	0	70
	3	504	52	51	55	62	66	71	6	0	141
	4	633	84	59	70	73	79	89	9	0	170
	5	576	60	52	60	87	85	82	7	1	142
	7	660	66	44	62	89	98	92	6	0	203
	8	618	35	34	40	98	97	98	5	0	211
	9	759	73	65	64	108	121	105	10	0	213
	10	669	73	54	60	96	117	97	4	0	168
	11	747	75	60	64	96	89	107	7	0	249
	12	864	60	51	55	143	152	141	19	0	243
	13/15	618	50	34	49	103	101	99	17	0	165
	14	606	65	49	61	84	100	90	7	0	150
	16	762	61	45	60	105	114	106	17	1	253
	17	12	1	1	2	2	2	2	0	0	2
Leg. Dist. 26		8,700	795	631	750	1,260	1,338	1,298	124	2	2,502
Leg. Dist. 27											
	1	732	30	28	34	139	156	155	10	0	180
	2	726	31	26	37	123	153	138	16	0	202
	3	762	38	32	37	137	157	162	18	0	181
	4	831	45	41	46	136	170	159	16	0	218
	5	792	32	26	39	139	180	158	16	0	202
	6	684	35	29	41	105	135	130	9	0	200
	7	690	34	24	39	113	143	128	10	0	199

COMMISSIONER OF SCHOOLS
CITY OF ROCHESTER
(VOTE FOR 3)
DETAIL

LEGISLATIVE DISTRICT OR TOWN	ELECTION DISTRICT	TOTAL VOTERS	WILLIAM A. STARK	ADAM W. JUNOD	IVONNE MARTINEZ	THOMAS F. BRENNAN	DARRYL W. PORTER	CYNTHIA A. ELLIOTT	GLENNY A. WILLIAMS	SCATTER	BLANK AND VOID
			REP	REP	REP	DEM	DEM	DEM	WOR		
Leg. Dist. 27											
	8	675	28	23	31	112	137	133	1	0	210
	9	813	19	16	19	157	183	176	23	0	220
	10	705	32	30	38	109	138	132	14	0	212
	11	804	40	29	39	133	161	170	13	0	219
	12	585	18	16	17	107	139	128	7	0	153
	13	669	16	17	24	128	149	157	12	0	166
	14	510	20	15	16	80	116	111	6	0	146
	15	606	15	9	20	95	135	127	7	0	198
	16	699	23	11	22	108	162	146	18	0	209
	17	333	19	16	17	56	65	60	0	0	100
	18	477	14	14	19	77	98	106	9	0	140
	19	693	19	15	24	115	153	143	16	2	206
	20	375	6	5	9	61	76	82	6	0	130
	21	351	17	12	16	63	83	87	2	0	71
	22	762	19	16	21	131	173	166	11	0	225
	23	390	5	5	3	64	85	87	9	0	132
	27	630	39	33	37	82	98	99	8	0	234
	28	453	19	13	16	69	95	84	6	0	151
Leg. Dist. 27		15,747	613	501	661	2,639	3,340	3,224	263	2	4,504
Leg. Dist. 28											
	1	414	28	23	30	54	62	61	5	0	151
	2	588	45	37	35	98	98	103	9	0	163
	3	312	22	19	23	40	52	56	4	0	96
	4	735	44	41	49	96	119	116	7	0	263
	5	414	39	31	41	50	58	62	3	0	130
	6	480	32	23	26	70	75	79	3	0	172
	7	762	50	43	53	101	115	114	5	0	281
	8	567	25	25	27	76	89	88	5	0	232

COMMISSIONER OF SCHOOLS
CITY OF ROCHESTER
(VOTE FOR 3)
DETAIL

LEGISLATIVE DISTRICT OR TOWN	ELECTION DISTRICT	TOTAL VOTERS	WILLIAM A. STARK	ADAM W. JUNOD	IVONNE MARTINEZ	THOMAS F. BRENNAN	DARRYL W. PORTER	CYNTHIA A. ELLIOTT	GLENNY A. WILLIAMS	SCATTER	BLANK AND VOID
			REP	REP	REP	DEM	DEM	DEM	WOR		
Leg. Dist. 28											
	9	399	38	25	31	57	59	56	5	0	128
	10	339	31	24	25	57	53	62	7	0	80
	11	510	38	29	41	70	91	84	7	0	150
	12	297	18	17	24	39	53	49	0	0	97
	13/25	468	42	32	41	60	74	66	8	0	145
	14	468	35	28	41	68	74	76	2	1	143
	15	177	20	17	21	16	22	18	2	0	61
	16	456	42	28	37	51	62	57	4	0	175
	17	210	7	5	6	32	29	29	0	0	102
	18	657	54	36	41	98	112	102	12	0	202
	19/21	516	45	33	43	77	69	73	15	0	161
	22	249	13	10	13	38	50	49	3	0	73
	23	639	43	34	43	109	112	99	12	0	187
	24	108	8	4	6	9	15	14	5	0	47
Leg. Dist. 28		9,765	719	564	697	1,366	1,543	1,513	123	1	3,239
Leg. Dist. 29											
	1/2	231	5	4	10	34	46	43	2	0	87
	3	369	19	13	16	56	73	71	3	0	118
	4	693	44	34	51	100	115	97	8	0	244
	5/7	825	38	27	62	110	136	128	12	0	312
	6	507	35	31	37	73	80	84	4	0	163
	8	552	37	27	35	72	84	92	9	0	196
	9	483	32	28	34	82	90	85	3	0	129
	10	522	26	28	38	80	98	92	5	0	155
	11	504	37	32	36	72	86	80	6	0	155
	12	441	25	18	25	67	87	81	4	0	134
	13	435	11	9	17	59	74	75	5	0	185
	14	522	35	29	42	72	91	84	7	0	162

COMMISSIONER OF SCHOOLS
CITY OF ROCHESTER
(VOTE FOR 3)
DETAIL

LEGISLATIVE DISTRICT OR TOWN	ELECTION DISTRICT	TOTAL VOTERS	WILLIAM A. STARK	ADAM W. JUNOD	IVONNE MARTINEZ	THOMAS F. BRENNAN	DARRYL W. PORTER	CYNTHIA A. ELLIOTT	GLENNY A. WILLIAMS	SCATTER	BLANK AND VOID
			REP	REP	REP	DEM	DEM	DEM	WOR		
Leg. Dist. 29											
	15	393	11	10	17	57	73	66	4	0	155
	16	219	11	7	13	26	39	37	2	0	84
	17	12	0	0	0	2	3	1	0	0	6
	18	612	56	42	50	83	95	87	12	0	187
	19	450	30	27	30	69	79	73	8	0	134
	20	594	22	18	33	89	123	105	8	0	196
	21	633	42	35	37	82	112	114	11	0	200
	22	357	9	7	12	44	60	55	1	0	169
	23	561	10	7	16	56	73	79	6	0	314
	24	594	50	32	42	70	96	97	7	0	200
	25	663	57	50	52	70	80	85	7	0	262
	26	318	5	8	15	51	66	61	3	0	109
	27	138	4	3	6	25	36	32	1	0	31
Leg. Dist. 29		<u>11,628</u>	<u>651</u>	<u>526</u>	<u>726</u>	<u>1,601</u>	<u>1,995</u>	<u>1,904</u>	<u>138</u>	<u>0</u>	<u>4,087</u>
GRAND TOTAL:		<u><u>117,258</u></u>	<u><u>7,451</u></u>	<u><u>6,022</u></u>	<u><u>7,595</u></u>	<u><u>18,000</u></u>	<u><u>21,143</u></u>	<u><u>20,402</u></u>	<u><u>2,101</u></u>	<u><u>8</u></u>	<u><u>34,536</u></u>

TOWN OF BRIGHTON
SUPERVISOR

LEGISLATIVE DISTRICT OR TOWN	ELECTION DISTRICT	TOTAL VOTERS	WES	SANDRA	WES	SANDRA	SCATTER	BLANK AND VOID
			MCALLISTER	L. FRANKEL	MCALLISTER	L. FRANKEL		
			REP	DEM	CON	WOR		
Brighton								
	1	302	70	205	11	9	0	7
	2	175	45	106	5	6	0	13
	3	229	78	128	4	5	0	14
	4	229	38	174	5	7	0	5
	5	236	28	183	4	16	0	5
	6	354	110	206	9	16	0	13
	7	205	43	130	11	7	0	14
	8	240	85	139	6	3	0	7
	9	229	56	150	5	7	0	11
	10	286	64	204	5	3	0	10
	11	286	66	190	4	15	0	11
	12	343	73	242	14	7	0	7
	13	222	53	143	6	9	0	11
	14	115	23	76	2	9	0	5
	15	179	51	106	9	9	0	4
	16	174	89	77	3	1	0	4
	17	170	12	142	0	4	0	12
	18	219	31	160	11	10	0	7
	19	187	35	139	4	3	0	6
	20	131	27	90	8	3	0	3
	21	210	44	149	6	4	0	7
	22	267	70	171	7	5	0	14
	23	248	46	192	5	4	0	1
	24	217	64	129	9	8	0	7
	25	198	32	149	8	8	0	1
	26	215	51	126	12	7	1	18
	27	233	52	159	6	8	0	8
	28	303	84	198	6	3	0	12
	29	168	57	88	10	5	0	8
	30	434	103	250	2	14	0	65

TOWN OF BRIGHTON
SUPERVISOR

LEGISLATIVE DISTRICT OR TOWN	ELECTION DISTRICT	TOTAL VOTERS	WES	SANDRA	WES	SANDRA	SCATTER	BLANK AND VOID
			MCALLISTER REP	L. FRANKEL DEM	MCALLISTER CON	L. FRANKEL WOR		
Brighton	31	234	57	153	6	3	0	15
	32	291	91	186	5	4	0	5
	33	307	94	191	9	7	0	6
	34	246	78	143	12	6	0	7
	35	225	41	161	6	11	0	6
	36	116	28	65	6	4	0	13
	37	247	40	182	3	8	0	14
	38	298	79	191	9	9	0	10
	39	211	53	136	7	8	0	7
	40	419	97	301	4	7	0	10
	41	240	50	173	3	7	0	7
	42	89	12	71	4	2	0	0
	43	256	62	162	12	4	0	16
	44	93	26	55	3	6	0	3
	45	114	26	67	13	4	0	4
	46	119	28	80	5	2	0	4
GRAND TOTAL:		<u>10,509</u>	<u>2,542</u>	<u>6,918</u>	<u>304</u>	<u>307</u>	<u>1</u>	<u>437</u>

TOWN OF BRIGHTON
TOWN CLERK

LEGISLATIVE DISTRICT OR TOWN	ELECTION DISTRICT	TOTAL VOTERS	BARBARA E. VOLLMAR REP	SUSAN KRAMARSKY DEM	BARBARA E. VOLLMAR CON	SCATTER	BLANK AND VOID
Brighton	1	302	74	204	7	0	17
	2	175	48	104	6	0	17
	3	229	72	126	6	0	25
	4	229	38	175	3	0	13
	5	236	29	192	4	0	11
	6	354	115	209	10	0	20
	7	205	44	122	12	0	27
	8	240	88	134	8	0	10
	9	229	55	155	5	0	14
	10	286	63	203	6	0	14
	11	286	67	197	7	0	15
	12	343	72	246	11	0	14
	13	222	62	136	5	0	19
	14	115	25	73	5	0	12
	15	179	46	107	9	0	17
	16	174	90	70	2	0	12
	17	170	17	129	0	0	24
	18	219	32	164	8	0	15
	19	187	38	136	5	0	8
	20	131	30	87	9	0	5
	21	210	38	160	6	0	6
	22	267	71	178	6	0	12
	23	248	54	185	5	0	4
	24	217	75	112	10	0	20
	25	198	33	153	7	0	5
	26	215	58	127	14	0	16
	27	233	50	165	8	0	10
	28	303	75	198	6	0	24
	29	168	63	79	5	0	21
	30	434	119	228	2	0	85
	31	234	54	162	6	0	12
	32	291	82	188	5	0	16
	33	307	91	200	9	0	7
	34	246	81	139	11	0	15
	35	225	41	167	6	0	11
	36	116	35	56	8	0	17
	37	247	50	168	3	0	26
	38	298	76	194	8	0	20
	39	211	56	138	6	0	11
	40	419	88	308	6	0	17
	41	240	54	169	3	0	14
	42	89	15	65	4	0	5
	43	256	65	156	11	0	24
	44	93	35	49	4	0	5
	45	114	24	68	10	0	12
	46	119	23	84	6	0	6
GRAND TOTAL:		<u>10,509</u>	<u>2,611</u>	<u>6,865</u>	<u>303</u>	<u>0</u>	<u>730</u>

TOWN OF BRIGHTON
TOWN JUSTICE

LEGISLATIVE DISTRICT OR TOWN	ELECTION DISTRICT	TOTAL VOTERS	GARY LARUSSO	RICHARD A. DOLLINGER	RICHARD A. DOLLINGER	GARY LARUSSO	RICHARD A. DOLLINGER	SCATTER	BLANK AND VOID
			REP	DEM	IND	CON	WOR		
Brighton									
	1	302	74	194	7	11	10	0	6
	2	175	59	87	6	8	7	0	8
	3	229	71	122	8	5	5	0	18
	4	229	46	158	8	4	6	0	7
	5	236	38	165	3	4	16	0	10
	6	354	106	205	10	8	11	0	14
	7	205	42	123	7	10	6	0	17
	8	240	82	132	7	5	5	0	9
	9	229	65	139	6	4	9	0	6
	10	286	79	185	5	6	3	0	8
	11	286	65	194	7	6	6	0	8
	12	343	86	216	10	13	6	0	12
	13	222	56	138	10	8	4	0	6
	14	115	24	66	7	4	7	0	7
	15	179	48	97	8	10	5	0	11
	16	174	80	74	11	3	3	0	3
	17	170	13	139	3	3	1	0	11
	18	219	35	151	6	13	8	0	6
	19	187	38	130	7	5	3	0	4
	20	131	28	84	2	9	1	0	7
	21	210	56	134	5	6	4	0	5
	22	267	78	164	3	8	6	0	8
	23	248	65	161	5	6	5	0	6
	24	217	77	112	6	6	3	0	13
	25	198	52	121	5	9	6	0	5
	26	215	59	115	12	8	4	0	17
	27	233	51	151	9	8	9	0	5
	28	303	87	180	9	8	3	0	16
	29	168	54	85	6	8	2	0	13
	30	434	115	232	12	5	9	0	61

TOWN OF BRIGHTON
TOWN JUSTICE

LEGISLATIVE DISTRICT OR TOWN	ELECTION DISTRICT	TOTAL VOTERS	GARY LARUSSO REP	RICHARD A. DOLLINGER DEM	RICHARD A. DOLLINGER IND	GARY LARUSSO CON	RICHARD A. DOLLINGER WOR	SCATTER	BLANK AND VOID
Brighton	31	234	61	146	6	8	1	0	12
	32	291	77	189	9	6	5	0	5
	33	307	90	186	9	11	5	0	6
	34	246	82	127	12	11	3	0	11
	35	225	45	156	2	7	8	0	7
	36	116	30	57	5	7	1	0	16
	37	247	56	160	5	2	8	0	16
	38	298	73	188	7	7	9	0	14
	39	211	56	125	4	10	7	0	9
	40	419	103	280	9	6	7	0	14
	41	240	56	159	5	4	6	0	10
	42	89	14	65	1	5	1	0	3
	43	256	67	152	8	10	5	0	14
	44	93	33	45	4	4	4	0	3
	45	114	28	63	2	12	3	0	6
	46	119	23	81	3	6	0	0	6
GRAND TOTAL:		<u>10,509</u>	<u>2,723</u>	<u>6,433</u>	<u>301</u>	<u>327</u>	<u>246</u>	<u>0</u>	<u>479</u>

TOWN OF BRIGHTON
MEMBER OF TOWN COUNCIL
(VOTE FOR 2)

LEGISLATIVE DISTRICT OR TOWN	ELECTION DISTRICT	TOTAL VOTERS	BOB BURKE	DINO KOTRIDES	JAMES R. VOGEL	LOUISE NOVROS	BOB BURKE	DINO KOTRIDES	SCATTER	BLANK AND VOID
			REP	REP	DEM	DEM	CON	CON		
Brighton										
	1	604	80	75	204	184	16	13	0	32
	2	350	68	54	94	88	6	5	0	35
	3	458	77	75	124	117	6	7	0	52
	4	458	45	37	171	171	7	4	0	23
	5	472	37	33	187	172	6	4	0	33
	6	708	129	120	209	190	8	9	0	43
	7	410	57	50	117	111	14	14	0	47
	8	480	104	96	119	109	7	6	0	39
	9	458	69	55	147	145	7	7	0	28
	10	572	82	76	201	176	6	7	0	24
	11	572	78	72	195	172	7	5	0	43
	12	686	90	73	236	217	13	11	0	46
	13	444	67	58	141	117	8	10	0	43
	14	230	32	21	71	65	5	5	0	31
	15	358	59	51	99	85	9	11	0	44
	16	348	101	92	69	61	3	2	0	20
	17	340	13	11	132	124	0	0	0	60
	18	438	41	35	157	150	15	11	0	29
	19	374	47	34	128	128	6	6	0	25
	20	262	28	30	84	81	10	8	0	21
	21	420	49	60	148	133	10	5	0	15
	22	534	81	84	170	146	5	9	0	39
	23	496	59	54	183	170	7	5	0	18
	24	434	82	73	109	103	17	7	0	43
	25	396	51	41	143	127	8	9	0	17
	26	430	67	63	123	106	13	11	0	47
	27	466	60	51	158	155	6	6	0	30
	28	606	95	93	187	169	6	6	0	50
	29	336	62	59	80	77	9	7	0	42
	30	868	126	116	222	214	8	7	0	175

TOWN OF BRIGHTON
MEMBER OF TOWN COUNCIL
(VOTE FOR 2)

LEGISLATIVE DISTRICT OR TOWN	ELECTION DISTRICT	TOTAL VOTERS	BOB BURKE REP	DINO KOTRIDES REP	JAMES R. VOGEL DEM	LOUISE NOVROS DEM	BOB BURKE CON	DINO KOTRIDES CON	SCATTER	BLANK AND VOID
Brighton	31	468	71	65	152	132	5	5	0	38
	32	582	89	82	197	178	7	12	0	17
	33	614	106	96	195	175	10	11	0	21
	34	492	86	87	136	120	12	11	0	40
	35	450	48	44	158	156	5	4	0	35
	36	232	30	28	62	57	8	8	0	39
	37	494	54	53	169	153	3	3	0	59
	38	596	93	81	182	172	7	7	0	54
	39	422	62	64	136	119	8	5	0	28
	40	838	132	102	283	256	8	5	0	52
	41	480	62	60	162	148	4	3	0	41
	42	178	13	14	66	62	5	5	0	13
	43	512	73	64	157	147	11	11	0	49
	44	186	33	30	54	45	5	4	0	15
	45	228	32	26	66	61	14	10	0	19
	46	238	31	24	80	79	6	5	0	13
GRAND TOTAL:		<u>21,018</u>	<u>3,051</u>	<u>2,762</u>	<u>6,663</u>	<u>6,123</u>	<u>366</u>	<u>326</u>	<u>0</u>	<u>1,727</u>

TOWN OF CHILI
SUPERVISOR

LEGISLATIVE DISTRICT OR TOWN	ELECTION DISTRICT	TOTAL VOTERS	TRACY	TRACY	TRACY	SCATTER	BLANK AND VOID
			L. LOGEL REP	L. LOGEL IND	L. LOGEL CON		
Chili							
	1	200	116	8	13	1	62
	2	280	118	28	21	2	111
	3	239	122	17	22	2	76
	4	141	86	12	7	0	36
	5	217	122	18	13	0	64
	6	242	137	16	13	1	75
	7	123	67	16	9	0	31
	8	208	118	16	23	0	51
	9	262	144	19	11	1	87
	10	147	81	11	22	1	32
	11	161	88	14	12	0	47
	12	195	123	14	14	0	44
	13	289	172	24	13	0	80
	14	241	133	14	25	0	69
	15	199	116	8	17	1	57
	16	269	150	15	17	0	87
	17	513	307	20	35	0	151
	18	159	76	8	12	1	62
	19	221	125	11	14	3	68
	20	283	155	23	25	0	80
	21	166	83	9	17	2	55
	22	150	68	14	10	0	58
	23	185	115	12	19	0	39
	24	295	148	21	25	3	98
	25	162	65	21	10	0	66
	26	243	135	20	19	1	68
	27	195	104	14	27	1	49
	28	167	93	11	12	0	51
	29	157	86	12	11	0	48
	30	83	40	10	5	2	26
	31	8	4	0	1	0	3
	32	151	80	9	16	0	46
	33	192	110	10	18	1	53
GRAND TOTAL:		<u>6,743</u>	<u>3,687</u>	<u>475</u>	<u>528</u>	<u>23</u>	<u>2,030</u>

TOWN OF CHILI
TOWN CLERK

LEGISLATIVE DISTRICT OR TOWN	ELECTION DISTRICT	TOTAL VOTERS	RICHARD J. BRONGO	RICHARD J. BRONGO	RICHARD J. BRONGO	SCATTER	BLANK AND VOID
			REP	IND	CON		
Chili							
	1	200	124	7	15	0	54
	2	280	151	30	23	0	76
	3	239	126	22	20	0	71
	4	141	83	11	8	0	39
	5	217	128	20	12	0	57
	6	242	141	17	12	0	72
	7	123	66	12	12	0	33
	8	208	117	21	25	0	45
	9	262	153	25	17	0	67
	10	147	88	8	25	0	26
	11	161	93	16	13	0	39
	12	195	120	15	15	0	45
	13	289	180	22	16	0	71
	14	241	142	16	27	0	56
	15	199	126	12	19	0	42
	16	269	150	18	22	0	79
	17	513	315	22	41	0	135
	18	159	81	12	11	0	55
	19	221	123	14	18	0	66
	20	283	150	25	27	0	81
	21	166	89	14	18	0	45
	22	150	67	13	13	0	57
	23	185	114	10	19	0	42
	24	295	162	24	22	0	87
	25	162	74	19	10	0	59
	26	243	133	18	20	0	72
	27	195	98	16	27	0	54
	28	167	91	10	11	0	55
	29	157	90	15	13	0	39
	30	83	46	9	8	0	20
	31	8	4	0	1	0	3
	32	151	88	9	17	0	37
	33	192	112	9	21	0	50
GRAND TOTAL:		<u>6,743</u>	<u>3,825</u>	<u>511</u>	<u>578</u>	<u>0</u>	<u>1,829</u>

TOWN OF CHILI
TOWN JUSTICE

<u>LEGISLATIVE DISTRICT OR TOWN</u>	<u>ELECTION DISTRICT</u>	<u>TOTAL VOTERS</u>	MELVIN L. OLVER <u>REP</u>	MELVIN L. OLVER <u>CON</u>	<u>SCATTER</u>	<u>BLANK AND VOID</u>
Chili						
	1	200	124	15	0	61
	2	280	151	26	2	101
	3	239	118	26	2	93
	4	141	82	10	0	49
	5	217	121	21	0	75
	6	242	145	21	0	76
	7	123	60	13	0	50
	8	208	124	26	0	58
	9	262	148	19	0	95
	10	147	86	26	0	35
	11	161	98	15	0	48
	12	195	112	20	0	63
	13	289	169	21	0	99
	14	241	136	32	0	73
	15	199	119	23	0	57
	16	269	151	27	0	91
	17	513	296	42	0	175
	18	159	78	12	0	69
	19	221	115	20	1	85
	20	283	153	27	0	103
	21	166	92	18	0	56
	22	150	72	18	0	60
	23	185	106	26	0	53
	24	295	166	26	0	103
	25	162	71	19	0	72
	26	243	130	24	0	89
	27	195	102	30	0	63
	28	167	82	12	0	73
	29	157	89	14	0	54
	30	83	49	11	0	23
	31	8	4	1	0	3
	32	151	85	20	0	46
	33	192	110	21	2	59
GRAND TOTAL:		<u>6,743</u>	<u>3,744</u>	<u>682</u>	<u>7</u>	<u>2,310</u>

TOWN OF CHILI
MEMBER OF TOWN COUNCIL
(VOTE FOR 2)
PART 1 OF 2

LEGISLATIVE DISTRICT OR TOWN	ELECTION DISTRICT	TOTAL VOTERS	MARY C. SPERR REP	DENNIS B. SCHULMERICH REP	STEPHEN J. GINOVSKY, JR. DEM	DENNIS F. COZAN DEM	STEPHEN J. GINOVSKY, JR. IND	DENNIS F. COZAN IND
Chili								
	1	400	116	109	47	41	3	2
	2	560	153	136	71	77	11	18
	3	478	100	87	81	83	8	10
	4	282	66	70	37	33	11	10
	5	434	99	101	64	62	7	7
	6	484	109	113	82	77	10	8
	7	246	49	48	39	42	4	4
	8	416	110	101	42	50	9	7
	9	524	127	119	84	81	9	6
	10	294	66	71	28	27	1	1
	11	322	89	84	42	45	7	8
	12	390	102	89	44	51	4	8
	13	578	158	155	78	76	7	5
	14	482	123	131	63	56	13	7
	15	398	105	105	46	44	11	11
	16	538	128	139	75	76	10	7
	17	1,026	259	249	130	136	12	14
	18	318	74	77	42	43	11	9
	19	442	104	98	79	82	3	3
	20	566	123	129	83	82	9	8
	21	332	66	64	66	62	5	3
	22	300	57	52	50	54	6	5
	23	370	93	85	45	41	9	7
	24	590	130	124	96	104	10	12
	25	324	54	48	72	78	2	3
	26	486	106	105	69	73	11	8
	27	390	82	83	60	62	4	3
	28	334	65	69	64	59	9	10
	29	314	70	70	50	49	6	5
	30	166	43	41	25	27	5	5

TOWN OF CHILI
MEMBER OF TOWN COUNCIL
(VOTE FOR 2)
PART 1 OF 2

LEGISLATIVE DISTRICT OR TOWN	ELECTION DISTRICT	TOTAL VOTERS	MARY C. SPERR REP	DENNIS B. SCHULMERICH REP	STEPHEN J. GINOVSKY, JR. DEM	DENNIS F. COZAN DEM	STEPHEN J. GINOVSKY, JR. IND	DENNIS F. COZAN IND
Chili								
	31	16	3	4	4	4	0	0
	32	302	67	68	45	43	5	7
	33	384	90	89	60	58	5	3
GRAND TOTAL:		<u>13,486</u>	<u>3,186</u>	<u>3,113</u>	<u>1,963</u>	<u>1,978</u>	<u>237</u>	<u>224</u>

TOWN OF CHILI
MEMBER OF TOWN COUNCIL
(VOTE FOR 2)
PART 2 OF 2

LEGISLATIVE DISTRICT OR TOWN	ELECTION DISTRICT	TOTAL VOTERS	MARY C. SPERR CON	DENNIS B. SCHULMERICH CON	STEPHEN J. GINOVSKY, JR. WOR	DENNIS F. COZAN WOR	SCATTER	BLANK AND VOID
Chili	1	400	13	11	2	1	0	55
	2	560	22	17	11	9	0	35
	3	478	23	25	4	2	2	53
	4	282	11	10	4	4	0	26
	5	434	15	12	5	7	0	55
	6	484	14	16	5	2	0	48
	7	246	11	11	2	4	0	32
	8	416	27	30	4	5	0	31
	9	524	16	19	5	2	0	56
	10	294	25	25	6	5	0	39
	11	322	11	10	2	2	0	22
	12	390	18	16	5	3	0	50
	13	578	15	17	9	6	0	52
	14	482	28	30	1	0	0	30
	15	398	17	18	3	5	0	33
	16	538	27	24	1	1	0	50
	17	1,026	37	40	10	8	0	131
	18	318	12	10	2	4	0	34
	19	442	12	12	5	4	0	40
	20	566	27	25	9	6	0	65
	21	332	15	16	3	3	0	29
	22	300	17	14	6	4	0	35
	23	370	22	21	3	3	0	41
	24	590	29	25	7	9	0	44
	25	324	11	13	3	2	0	38
	26	486	18	25	3	4	0	64
	27	390	23	26	0	2	0	45
	28	334	8	8	2	1	0	39
	29	314	13	16	3	2	0	30
	30	166	3	3	3	2	0	9

TOWN OF CHILI
MEMBER OF TOWN COUNCIL
(VOTE FOR 2)
PART 2 OF 2

LEGISLATIVE DISTRICT OR TOWN	ELECTION DISTRICT	TOTAL VOTERS	MARY C. SPERR CON	DENNIS B. SCHULMERICH CON	STEPHEN J. GINOVSKY, JR. WOR	DENNIS F. COZAN WOR	SCATTER	BLANK AND VOID
Chili	31	16	0	0	0	0	0	1
	32	302	16	15	3	2	0	31
	33	384	15	12	4	5	1	42
GRAND TOTAL:		<u>13,486</u>	<u>571</u>	<u>572</u>	<u>135</u>	<u>119</u>	<u>3</u>	<u>1,385</u>

TOWN OF CLARKSON
SUPERVISOR

LEGISLATIVE DISTRICT OR TOWN	ELECTION DISTRICT	TOTAL VOTERS	PAUL M. KIMBALL REP	KIRK H. GOLDEN, JR. DEM	PAUL M. KIMBALL IND	KIRK H. GOLDEN, JR. WOR/SJ	SCATTER	BLANK AND VOID
Clarkson								
	1	255	133	84	16	7	0	15
	2	234	143	60	18	3	0	10
	3	290	184	66	15	8	0	17
	4	320	206	76	17	4	0	17
	5	245	156	50	18	4	0	17
	6	199	111	60	8	7	0	13
GRAND TOTAL:		<u>1,543</u>	<u>933</u>	<u>396</u>	<u>92</u>	<u>33</u>	<u>0</u>	<u>89</u>

TOWN OF CLARKSON
TOWN JUSTICE

<u>LEGISLATIVE DISTRICT OR TOWN</u>	<u>ELECTION DISTRICT</u>	<u>TOTAL VOTERS</u>	<u>ALLYN S. HAMMEL REP</u>	<u>SAMANTHA E. GOLDEN DEM</u>	<u>SAMANTHA E. GOLDEN GRE/SJ</u>	<u>SCATTER</u>	<u>BLANK AND VOID</u>
Clarkson							
	1	255	143	75	5	0	32
	2	234	136	57	7	0	34
	3	290	193	59	3	0	35
	4	320	196	72	5	0	47
	5	245	161	44	7	0	33
	6	199	109	63	2	0	25
GRAND TOTAL:		<u>1,543</u>	<u>938</u>	<u>370</u>	<u>29</u>	<u>0</u>	<u>206</u>

TOWN OF CLARKSON
MEMBER OF TOWN COUNCIL
(VOTE FOR 2)
PART 1 OF 2

<u>LEGISLATIVE DISTRICT OR TOWN</u>	<u>ELECTION DISTRICT</u>	<u>TOTAL VOTERS</u>	<u>ALLAN T. HOY REP</u>	<u>DUANE A. MARSHALL REP</u>	<u>SHELDON A. MEYERS DEM</u>	<u>MICHELLE SPAGNOLA DEM</u>
Clarkson	1	510	125	127	61	65
	2	468	113	125	61	58
	3	580	137	126	105	72
	4	640	142	180	60	56
	5	490	115	125	53	50
	6	398	88	88	74	53
GRAND TOTAL:		<u>3,086</u>	<u>720</u>	<u>771</u>	<u>414</u>	<u>354</u>

TOWN OF CLARKSON
MEMBER OF TOWN COUNCIL
(VOTE FOR 2)
PART 2 OF 2

<u>LEGISLATIVE DISTRICT OR TOWN</u>	<u>ELECTION DISTRICT</u>	<u>TOTAL VOTERS</u>	ALLAN T. HOY <u>IND</u>	DUANE A. MARSHALL <u>IND</u>	JOHN S. LEMKE <u>CON</u>	DUANE A. MARSHALL <u>CON</u>	<u>SCATTER</u>	<u>BLANK AND VOID</u>
Clarkson								
	1	510	15	7	53	28	0	29
	2	468	8	8	40	8	0	47
	3	580	8	4	60	17	0	51
	4	640	12	13	90	28	0	59
	5	490	10	10	58	23	0	46
	6	398	7	9	33	18	0	28
GRAND TOTAL:		<u>3,086</u>	<u>60</u>	<u>51</u>	<u>334</u>	<u>122</u>	<u>0</u>	<u>260</u>

TOWN OF CLARKSON
SUPERINTENDENT OF HIGHWAYS

<u>LEGISLATIVE DISTRICT OR TOWN</u>	<u>ELECTION DISTRICT</u>	<u>TOTAL VOTERS</u>	DAVID J. GOODWIN <u>REP</u>	<u>SCATTER</u>	<u>BLANK AND VOID</u>
Clarkson					
	1	255	180	0	75
	2	234	164	0	70
	3	290	204	0	86
	4	320	246	0	74
	5	245	179	0	66
	6	199	140	0	59
GRAND TOTAL:		<u>1,543</u>	<u>1,113</u>	<u>0</u>	<u>430</u>

VILLAGE/TOWN OF EAST ROCHESTER
 VILLAGE TRUSTEE
 4 YEAR TERM
 (VOTE FOR 2)
 PART 1 OF 2

<u>LEGISLATIVE DISTRICT OR TOWN</u>	<u>ELECTION DISTRICT</u>	<u>TOTAL VOTERS</u>	<u>MICHAEL J. FLANIGAN REP</u>	<u>JOHN J. ALFIERI REP</u>	<u>DEBORAH E. DINATALE DEM</u>	<u>J. MICHAEL RYAN DEM</u>
East Rochester						
	1	522	103	113	99	97
	2	552	142	161	79	77
	3	534	135	147	96	87
	4	448	90	107	74	83
	5	366	87	91	65	63
	6	392	98	100	69	61
	7	484	106	119	84	82
GRAND TOTAL:		<u>3,298</u>	<u>761</u>	<u>838</u>	<u>566</u>	<u>550</u>

VILLAGE/TOWN OF EAST ROCHESTER
 VILLAGE TRUSTEE
 4 YEAR TERM
 (VOTE FOR 2)
 PART 2 OF 2

LEGISLATIVE DISTRICT OR TOWN	ELECTION DISTRICT	TOTAL VOTERS	MICHAEL J. FLANIGAN CON	JOHN J. ALFIERI CON	DEBORAH E. DINATALE ERF	J. MICHAEL RYAN ERF	SCATTER	BLANK AND VOID
East Rochester								
	1	522	12	16	18	19	0	45
	2	552	13	13	15	15	0	37
	3	534	12	12	10	13	0	22
	4	448	11	13	13	14	0	43
	5	366	12	11	9	7	0	21
	6	392	12	12	5	3	0	32
	7	484	18	25	17	10	0	23
GRAND TOTAL:		<u>3,298</u>	<u>90</u>	<u>102</u>	<u>87</u>	<u>81</u>	<u>0</u>	<u>223</u>

VILLAGE/TOWN OF EAST ROCHESTER
VILLAGE TRUSTEE
2 YEAR TERM

LEGISLATIVE DISTRICT OR TOWN	ELECTION DISTRICT	TOTAL VOTERS	MARK A. FLORACK REP	MICHAEL A. CARERI DEM	MICHAEL A. CARERI IND/ERF	MARK A. FLORACK CON	SCATTER	BLANK AND VOID
East Rochester	1	261	115	95	13	17	0	21
	2	276	154	84	8	14	0	16
	3	267	146	85	9	13	0	14
	4	224	106	82	8	11	0	17
	5	183	93	60	8	13	0	9
	6	196	114	55	5	9	0	13
	7	242	119	84	9	22	0	8
GRAND TOTAL:		<u>1,649</u>	<u>847</u>	<u>545</u>	<u>60</u>	<u>99</u>	<u>0</u>	<u>98</u>

TOWN OF GATES
SUPERVISOR

LEGISLATIVE DISTRICT OR TOWN	ELECTION DISTRICT	TOTAL VOTERS	RALPH J. ESPOSITO REP	SUSAN I. SWANTON DEM	SUSAN I. SWANTON IND	RALPH J. ESPOSITO CON	SUSAN I. SWANTON WOR	SCATTER	BLANK AND VOID
Gates	1	170	84	61	5	10	1	0	9
	2	225	100	95	7	13	2	0	8
	3	152	68	60	6	9	3	0	6
	4	228	96	103	8	13	1	0	7
	5	335	175	125	7	14	2	0	12
	6	228	116	81	7	12	3	0	9
	7	383	180	148	11	18	9	0	17
	8	197	112	68	4	6	1	0	6
	9	280	164	79	7	9	3	0	18
	10	126	49	60	2	8	2	0	5
	11	174	75	72	6	11	4	0	6
	12	158	61	75	4	8	1	0	9
	13	229	109	84	12	10	5	0	9
	14	160	82	54	5	8	3	0	8
	15	294	154	93	12	18	6	0	11
	16	178	82	68	4	12	0	0	12
	17	192	89	75	8	13	4	0	3
	18	193	96	58	7	16	3	0	13
	19	232	100	97	4	15	3	0	13
	20	212	95	80	13	6	6	0	12
	21	223	118	82	6	12	1	0	4
	22	184	81	75	10	11	1	0	6
	23	226	103	82	8	17	3	0	13
	24	206	85	78	5	9	4	0	25
	25	231	85	125	4	7	3	0	7
	26	235	102	94	7	23	4	0	5
	27	221	89	94	7	16	7	0	8
	28	168	73	76	8	1	3	0	7
	29	196	94	66	8	14	8	0	6
	30	130	51	63	4	5	0	0	7

TOWN OF GATES
SUPERVISOR

LEGISLATIVE DISTRICT OR TOWN	ELECTION DISTRICT	TOTAL VOTERS	RALPH J. ESPOSITO <u>REP</u>	SUSAN I. SWANTON <u>DEM</u>	SUSAN I. SWANTON <u>IND</u>	RALPH J. ESPOSITO <u>CON</u>	SUSAN I. SWANTON <u>WOR</u>	<u>SCATTER</u>	BLANK AND VOID <u>VOID</u>
Gates	31	171	104	40	5	16	1	0	5
	32	257	118	107	9	9	5	0	9
	33	117	47	57	3	4	2	0	4
	34	176	78	66	7	12	3	0	10
	35	159	69	65	6	6	6	0	7
GRAND TOTAL:		<u>7,246</u>	<u>3,384</u>	<u>2,806</u>	<u>236</u>	<u>391</u>	<u>113</u>	<u>0</u>	<u>316</u>

TOWN OF GATES
TOWN JUSTICE

LEGISLATIVE DISTRICT OR TOWN	ELECTION DISTRICT	TOTAL VOTERS	PETER P. PUPATELLI REP	PETER P. PUPATELLI CON	SCATTER	BLANK AND VOID
Gates						
	1	170	94	14	0	62
	2	225	125	16	0	84
	3	152	74	13	0	65
	4	228	112	18	0	98
	5	335	196	20	0	119
	6	228	130	18	0	80
	7	383	207	31	0	145
	8	197	121	10	0	66
	9	280	148	15	0	117
	10	126	61	9	0	56
	11	174	89	15	0	70
	12	158	67	11	0	80
	13	229	123	17	0	89
	14	160	87	15	0	58
	15	294	170	29	0	95
	16	178	85	18	0	75
	17	192	99	19	0	74
	18	193	107	19	0	67
	19	232	117	14	0	101
	20	212	106	17	0	89
	21	223	132	11	0	80
	22	184	92	16	0	76
	23	226	102	25	0	99
	24	206	107	11	0	88
	25	231	100	11	0	120
	26	235	131	28	0	76
	27	221	103	26	0	92
	28	168	86	9	1	72
	29	196	93	23	0	80
	30	130	56	14	0	60
	31	171	100	16	0	55
	32	257	134	14	0	109
	33	117	61	9	0	47
	34	176	101	9	0	66
	35	159	83	9	0	67
GRAND TOTAL:		<u>7,246</u>	<u>3,799</u>	<u>569</u>	<u>1</u>	<u>2,877</u>

TOWN OF GATES
MEMBER OF TOWN COUNCIL
(VOTE FOR 2)

LEGISLATIVE DISTRICT OR TOWN	ELECTION DISTRICT	TOTAL VOTERS	FRANK	ELAINE	FRIEDA	MARK	FRIEDA	MARK	FRANK	ELAINE	SCATTER	BLANK AND VOID
			ALLKOFER REP	P. TETTE REP	M. CALDARELLI DEM	A. MCINTEE DEM	M. CALDARELLI IND	A. MCINTEE IND	ALLKOFER CON	P. TETTE CON		
Gates	1	340	83	85	58	53	7	5	11	14	0	24
	2	450	96	106	77	68	6	5	12	14	0	66
	3	304	59	65	62	52	4	4	9	11	0	38
	4	456	95	100	85	83	11	7	18	15	0	42
	5	670	157	177	118	106	9	11	17	16	0	59
	6	456	112	114	75	67	11	12	10	11	0	44
	7	766	168	164	143	138	17	14	18	19	0	85
	8	394	110	103	57	63	4	3	9	7	0	38
	9	560	124	132	87	88	9	6	10	11	0	93
	10	252	45	53	53	50	1	2	7	8	0	33
	11	348	79	93	60	51	7	4	13	12	0	29
	12	316	59	65	61	62	8	10	6	7	0	38
	13	458	101	110	82	80	14	8	15	8	0	40
	14	320	64	81	55	43	6	3	6	11	0	51
	15	588	143	153	101	81	8	6	15	21	0	60
	16	356	70	79	69	68	7	5	12	12	0	34
	17	384	73	88	73	62	4	6	10	14	0	54
	18	386	85	93	62	57	7	6	16	14	0	46
	19	464	100	103	85	86	3	5	14	12	0	56
	20	424	89	92	76	77	13	13	8	14	0	42
	21	446	107	119	81	66	3	5	9	12	0	44
	22	368	75	87	66	60	7	8	13	13	0	39
	23	452	96	97	81	80	6	6	22	21	0	43
	24	412	95	93	62	72	5	7	8	5	0	65
	25	462	88	90	108	102	5	4	4	9	0	52
	26	470	96	112	90	79	9	10	20	22	0	32
	27	442	73	73	100	98	12	9	13	13	0	51
	28	336	79	73	62	72	6	5	1	2	0	36
	29	392	70	83	79	77	7	6	12	14	0	44
	30	260	32	47	62	53	4	2	5	6	0	49
	31	342	81	89	52	46	1	0	15	16	0	42

TOWN OF GATES
MEMBER OF TOWN COUNCIL
(VOTE FOR 2)

LEGISLATIVE DISTRICT OR TOWN	ELECTION DISTRICT	TOTAL VOTERS	FRANK ALLKOEFER REP	ELAINE P. TETTE REP	FRIEDA M. CALDARELLI DEM	MARK A. MCINTEE DEM	FRIEDA M. CALDARELLI IND	MARK A. MCINTEE IND	FRANK ALLKOEFER CON	ELAINE P. TETTE CON	SCATTER	BLANK AND VOID
Gates	32	514	119	121	97	101	10	7	9	9	1	40
	33	234	44	52	51	47	2	3	9	7	0	19
	34	352	72	79	64	61	5	5	12	12	0	42
	35	318	68	69	62	65	4	6	5	10	0	29
GRAND TOTAL:		14,492	3,107	3,340	2,656	2,514	242	218	393	422	1	1,599

TOWN OF GREECE
SUPERVISOR

LEGISLATIVE DISTRICT OR TOWN	ELECTION DISTRICT	TOTAL VOTERS	JOHN T. AUBERGER	JOHN T. AUBERGER	JOHN T. AUBERGER	SCATTER	BLANK AND VOID
			REP	IND	CON		
Greece							
	1	180	100	17	18	1	44
	2	178	106	20	13	0	39
	3	181	107	11	19	1	43
	4	152	94	11	13	0	34
	5	154	86	12	12	0	44
	6	157	86	17	16	1	37
	7	233	130	16	18	0	69
	8	181	108	22	11	0	40
	9	181	105	17	17	0	42
	10	192	104	16	19	1	52
	11	108	50	10	17	0	31
	12	130	58	15	13	0	44
	13	171	102	14	13	1	41
	14	134	82	8	12	0	32
	15	137	88	13	9	0	27
	16	115	72	19	9	0	15
	17	204	121	12	17	1	53
	18	186	112	18	11	2	43
	19	158	95	14	6	0	43
	20	170	91	13	24	0	42
	21	188	95	18	22	0	53
	22	141	86	15	13	0	27
	23	346	202	22	30	0	92
	24	217	136	20	9	0	52
	25	225	120	17	22	0	66
	26	201	121	15	15	0	50
	27	158	104	17	10	0	27
	28	188	117	25	14	0	32
	29	171	99	13	14	0	45
	30	171	102	14	11	0	44
	31	163	99	10	12	0	42
	32	185	106	20	22	0	37
	33	165	111	11	17	1	25
	34	202	129	15	16	2	40
	35	213	113	23	23	0	54
	36	216	132	8	20	0	56
	37	146	84	9	24	0	29
	38	240	151	12	24	1	52
	39	106	54	9	9	0	34
	40	195	125	11	9	0	50
	41	253	141	31	23	2	56
	42	158	97	7	10	0	44
	43	129	85	5	17	0	22
	44	236	145	19	20	2	50
	45	211	132	16	16	0	47
	46	147	81	15	14	0	37

TOWN OF GREECE
SUPERVISOR

LEGISLATIVE DISTRICT OR TOWN	ELECTION DISTRICT	TOTAL VOTERS	JOHN T. AUBERGER	JOHN T. AUBERGER	JOHN T. AUBERGER	SCATTER	BLANK AND VOID
			REP	IND	CON		
Greece							
	47	234	135	15	24	0	60
	48	175	108	12	16	0	39
	49	161	100	14	12	0	35
	50	176	113	15	13	2	33
	51	149	88	11	11	0	39
	52	196	120	16	20	0	40
	53	146	88	8	12	1	37
	54	148	88	10	17	1	32
	55	154	83	21	17	0	33
	56	242	154	28	16	0	44
	57	156	89	16	16	0	35
	58	191	111	15	15	0	50
	59	151	77	18	11	0	45
	60	138	77	11	13	0	37
	61	193	132	19	13	0	29
	62	222	140	14	14	0	54
	63	250	122	22	24	0	82
	64	161	97	11	12	2	39
	65	231	154	15	11	0	51
	66	111	77	9	8	0	17
	67	157	88	17	14	0	38
	68	235	139	24	32	0	40
	69	137	86	19	10	0	22
	70	199	119	15	17	1	47
	71	244	169	19	19	0	37
	72	183	122	13	18	0	30
	73	110	68	13	9	0	20
	74	125	78	13	8	0	26
	75	118	77	8	6	0	27
	76	146	105	11	8	0	22
	77	241	141	13	19	0	68
	78	188	116	10	17	1	44
	79	233	146	15	28	1	43
	80	226	143	18	19	0	46
	81	155	91	13	15	0	36
	82	128	70	12	10	1	35
	83	149	92	12	14	0	31
	84	241	156	26	15	0	44
	85	189	120	11	22	0	36
	86	243	171	14	19	0	39
	87	180	107	14	14	0	45
	88	160	99	14	18	0	29
	89	151	103	3	10	0	35
	90	166	108	4	17	0	37
	91	282	171	16	20	2	73
	92	294	180	18	12	0	84

TOWN OF GREECE
SUPERVISOR

LEGISLATIVE DISTRICT OR TOWN	ELECTION DISTRICT	TOTAL VOTERS	JOHN T. AUBERGER REP	JOHN T. AUBERGER IND	JOHN T. AUBERGER CON	SCATTER	BLANK AND VOID
Greece							
	93	293	149	28	22	0	94
	94	167	98	18	15	0	36
	95	125	79	12	7	0	27
	96	202	113	17	15	2	55
	97	323	219	25	23	0	56
	98	213	137	12	15	0	49
	99	194	127	17	15	0	35
	100	203	129	15	12	1	46
	101	140	85	7	17	0	31
	102	184	109	22	17	0	36
	103	202	115	14	23	0	50
	104	235	154	19	11	1	50
	105	131	93	6	10	0	22
	106	123	80	6	16	2	19
	107	99	64	5	7	2	21
	108	100	57	13	4	2	24
	109	145	81	16	14	0	34
GRAND TOTAL:		<u>19,817</u>	<u>11,971</u>	<u>1,609</u>	<u>1,671</u>	<u>38</u>	<u>4,528</u>

TOWN OF GREECE
TOWN JUSTICE
(VOTE FOR 2)

LEGISLATIVE DISTRICT OR TOWN	ELECTION DISTRICT	TOTAL VOTERS	VINCENT B. CAMPBELL	GINO M. NITTI	VINCENT B. CAMPBELL	GINO M. NITTI	VINCENT B. CAMPBELL	GINO M. NITTI	SCATTER	BLANK AND VOID
			REP	REP	IND	IND	CON	CON		
Greece										
	1	360	92	85	17	17	21	21	0	107
	2	356	97	95	19	18	15	14	0	98
	3	362	100	94	13	9	19	16	1	110
	4	304	85	78	11	10	16	12	0	92
	5	308	81	71	10	13	12	7	0	114
	6	314	75	69	21	20	19	17	0	93
	7	466	117	108	15	14	19	16	0	177
	8	362	96	86	21	21	10	10	0	118
	9	362	87	86	18	17	17	15	0	122
	10	384	94	84	18	20	13	14	0	141
	11	216	45	35	8	11	14	13	0	90
	12	260	62	56	10	11	12	15	0	94
	13	342	88	74	11	12	14	12	0	131
	14	268	83	74	7	7	9	9	0	79
	15	274	81	70	12	9	11	11	0	80
	16	230	66	62	17	17	10	7	0	51
	17	408	115	113	11	12	20	20	0	117
	18	372	98	96	18	19	11	8	4	118
	19	316	84	70	11	11	5	8	0	127
	20	340	83	68	11	14	25	24	0	115
	21	376	84	81	18	16	19	20	0	138
	22	282	75	74	17	15	10	12	0	79
	23	692	167	158	21	21	26	21	0	278
	24	434	129	123	20	17	10	11	0	124
	25	450	106	98	16	14	18	20	0	178
	26	402	103	96	18	17	17	13	0	138
	27	316	90	83	17	18	11	12	0	85
	28	376	107	110	21	19	15	14	0	90
	29	342	96	86	19	19	12	11	0	99
	30	342	88	75	12	11	13	9	0	134

TOWN OF GREECE
TOWN JUSTICE
(VOTE FOR 2)

LEGISLATIVE DISTRICT OR TOWN	ELECTION DISTRICT	TOTAL VOTERS	VINCENT B. CAMPBELL	GINO M. NITTI	VINCENT B. CAMPBELL	GINO M. NITTI	VINCENT B. CAMPBELL	GINO M. NITTI	SCATTER	BLANK AND VOID
			REP	REP	IND	IND	CON	CON		
Greece	31	326	95	80	12	11	14	10	0	104
	32	370	93	88	23	18	15	15	0	118
	33	330	96	98	14	11	15	16	1	79
	34	404	115	113	16	13	14	14	0	119
	35	426	110	94	22	24	22	22	0	132
	36	432	119	110	10	12	18	20	0	143
	37	292	74	73	8	8	26	25	0	78
	38	480	145	133	13	12	27	24	1	125
	39	212	53	48	6	7	10	9	0	79
	40	390	111	99	16	18	5	7	0	134
	41	506	126	115	27	27	19	21	4	167
	42	316	93	89	7	7	10	9	0	101
	43	258	73	74	3	5	20	19	0	64
	44	472	136	125	22	21	19	21	0	128
	45	422	124	121	13	12	19	16	0	117
	46	294	76	70	16	13	16	14	0	89
	47	468	129	118	15	15	20	19	0	152
	48	350	101	88	13	13	15	12	0	108
	49	322	93	86	16	12	12	12	0	91
	50	352	100	94	13	14	12	13	0	106
	51	298	85	85	9	10	12	10	0	87
	52	392	111	107	20	20	19	20	0	95
	53	292	78	67	10	8	9	10	0	110
	54	296	87	84	9	10	16	14	0	76
	55	308	80	69	19	17	15	14	0	94
	56	484	145	132	24	23	17	16	0	127
	57	312	77	75	13	14	15	15	0	103
	58	382	110	104	16	16	18	12	0	106
	59	302	69	63	20	17	11	10	0	112
	60	276	64	65	13	12	13	12	0	97

TOWN OF GREECE
TOWN JUSTICE
(VOTE FOR 2)

LEGISLATIVE DISTRICT OR TOWN	ELECTION DISTRICT	TOTAL VOTERS	VINCENT B. CAMPBELL	GINO M. NITTI	VINCENT B. CAMPBELL	GINO M. NITTI	VINCENT B. CAMPBELL	GINO M. NITTI	SCATTER	BLANK AND VOID
			REP	REP	IND	IND	CON	CON		
Greece	61	386	102	91	21	17	13	13	0	129
	62	444	127	114	10	13	16	16	0	148
	63	500	97	97	21	21	27	26	0	211
	64	322	83	82	15	12	9	9	1	111
	65	462	135	127	14	14	8	7	0	157
	66	222	69	61	7	5	7	9	0	64
	67	314	82	80	15	15	13	12	0	97
	68	470	129	120	17	16	31	30	0	127
	69	274	74	70	16	16	11	8	0	79
	70	398	111	103	18	20	16	15	0	115
	71	488	156	137	20	19	18	19	0	119
	72	366	107	110	11	14	21	19	0	84
	73	220	63	60	11	12	7	8	0	59
	74	250	80	70	11	12	8	9	0	60
	75	236	70	57	6	7	4	5	0	87
	76	292	98	85	10	8	9	8	0	74
	77	482	123	111	12	12	20	18	0	186
	78	376	111	97	14	13	12	11	0	118
	79	466	142	133	15	13	31	28	0	104
	80	452	134	116	19	16	18	19	0	130
	81	310	82	82	11	9	10	11	0	105
	82	256	59	57	14	17	8	7	0	94
	83	298	80	75	14	15	15	13	0	86
	84	482	137	135	26	23	16	15	0	130
	85	378	114	100	11	10	22	22	0	99
	86	486	162	149	12	12	19	15	0	117
	87	360	98	95	16	16	11	11	0	113
	88	320	91	83	13	15	16	16	2	84
	89	302	91	79	5	6	14	8	0	99
	90	332	92	83	3	7	15	14	0	118

TOWN OF GREECE
TOWN JUSTICE
(VOTE FOR 2)

LEGISLATIVE DISTRICT OR TOWN	ELECTION DISTRICT	TOTAL VOTERS	VINCENT B. CAMPBELL	GINO M. NITTI	VINCENT B. CAMPBELL	GINO M. NITTI	VINCENT B. CAMPBELL	GINO M. NITTI	SCATTER	BLANK AND VOID
			REP	REP	IND	IND	CON	CON		
Greece										
	91	564	158	144	23	20	21	23	0	175
	92	588	154	146	27	22	16	13	0	210
	93	586	137	139	28	24	22	19	0	217
	94	334	88	85	20	18	15	18	0	90
	95	250	73	66	9	9	6	5	0	82
	96	404	96	95	17	17	16	15	0	148
	97	646	205	197	24	21	25	22	0	152
	98	426	120	111	15	14	13	11	0	142
	99	388	119	115	16	13	15	15	0	95
	100	406	115	113	17	14	15	15	0	117
	101	280	83	76	8	8	17	17	0	71
	102	368	100	100	24	21	14	17	0	92
	103	404	106	105	17	13	23	22	0	118
	104	470	136	133	23	20	13	13	0	132
	105	262	85	87	6	7	9	10	0	58
	106	246	67	66	5	6	18	15	0	69
	107	198	61	60	6	6	8	8	0	49
	108	200	48	42	15	14	5	4	0	72
	109	290	70	64	16	18	17	19	0	86
GRAND TOTAL:		<u>39,634</u>	<u>10,862</u>	<u>10,128</u>	<u>1,620</u>	<u>1,559</u>	<u>1,649</u>	<u>1,565</u>	<u>14</u>	<u>12,237</u>

TOWN OF GREECE
MEMBER OF TOWN COUNCIL
WARD 1

LEGISLATIVE DISTRICT OR TOWN	ELECTION DISTRICT	TOTAL VOTERS	MIKE BARRY	WALTER J. SCHIEMANN	MIKE BARRY	SCATTER	BLANK AND VOID
			REP	IND	CON		
Greece							
	1	180	94	21	23	0	42
	2	178	97	25	17	0	39
	6	157	69	21	20	0	47
	11	108	46	10	14	0	38
	12	130	56	15	10	0	49
	16	115	67	17	11	0	20
	21	188	87	23	22	0	56
	22	141	71	19	10	0	41
	26	201	107	19	16	0	59
	30	171	95	15	12	0	49
	31	163	92	17	14	0	40
	34	202	108	32	16	0	46
	35	213	104	26	24	0	59
	38	240	158	19	27	1	35
	41	253	125	30	24	0	74
	46	147	75	13	19	0	40
	47	234	129	21	25	0	59
	48	175	98	16	14	0	47
	71	244	151	35	18	0	40
	74	125	77	15	10	0	23
	76	146	99	12	11	0	24
	78	188	100	18	16	0	54
	79	233	138	20	28	0	47
	82	128	67	11	7	0	43
	84	241	139	31	18	0	53
	89	151	83	10	10	0	48
	98	213	114	17	15	0	67
	99	194	118	16	21	0	39
	106	123	70	11	15	0	27
GRAND TOTAL:		<u>5,182</u>	<u>2,834</u>	<u>555</u>	<u>487</u>	<u>1</u>	<u>1,305</u>

TOWN OF GREECE
MEMBER OF TOWN COUNCIL
WARD 2

LEGISLATIVE DISTRICT OR TOWN	ELECTION DISTRICT	TOTAL VOTERS	BOB BILSKY REP	BOB BILSKY IND	BOB BILSKY CON	SCATTER	BLANK AND VOID
Greece							
	3	181	96	13	15	1	56
	4	152	81	10	14	0	47
	13	171	88	10	12	0	61
	15	137	74	10	9	0	44
	18	186	97	18	10	0	61
	29	171	97	15	11	0	48
	36	216	112	13	21	0	70
	39	106	52	5	9	0	40
	42	158	91	8	8	0	51
	49	161	80	14	13	0	54
	50	176	106	12	11	0	47
	52	196	105	19	20	0	52
	53	146	66	8	11	1	60
	55	154	74	17	14	0	49
	56	242	137	26	16	0	63
	58	191	107	17	16	0	51
	60	138	65	9	12	0	52
	62	222	121	12	14	0	75
	64	161	88	13	10	2	48
	66	111	61	6	6	0	38
	69	137	71	15	13	0	38
	72	183	108	11	20	0	44
	73	110	57	11	7	0	35
	75	118	65	5	5	0	43
	80	226	119	14	20	0	73
	88	160	83	12	16	0	49
	95	125	66	7	5	0	47
	96	202	98	17	14	1	72
	101	140	80	7	15	0	38
GRAND TOTAL:		4,777	2,545	354	367	5	1,506

TOWN OF GREECE
MEMBER OF TOWN COUNCIL
WARD 3

LEGISLATIVE DISTRICT OR TOWN	ELECTION DISTRICT	TOTAL VOTERS	JERRY HELPER	GIUSEPPINA JO MELECA	GIUSEPPINA JO MELECA	JERRY HELPER	GIUSEPPINA JO MELECA	SCATTER	BLANK AND VOID
			REP	DEM	IND	CON	WOR/SJ		
Greece									
	5	154	55	50	10	11	6	0	22
	7	233	113	54	6	19	7	0	34
	8	181	88	41	7	10	6	0	29
	9	181	90	46	6	13	6	0	20
	10	192	90	52	11	15	8	0	16
	14	134	71	41	2	12	0	0	8
	17	204	96	51	11	18	5	0	23
	19	158	75	49	5	2	6	0	21
	20	170	76	43	8	17	10	0	16
	23	346	147	102	14	28	8	0	47
	25	225	95	56	6	18	7	0	43
	32	185	99	42	4	18	7	0	15
	37	146	62	40	3	22	4	0	15
	40	195	95	59	6	9	8	0	18
	51	149	80	38	5	12	2	0	12
	59	151	63	54	6	13	1	0	14
	61	193	94	51	6	16	4	0	22
	63	250	92	78	4	25	11	0	40
	65	231	120	48	7	7	3	0	46
	67	157	65	46	7	15	5	0	19
	68	235	123	56	5	30	2	0	19
	77	241	105	61	11	20	3	0	41
	81	155	68	54	8	11	1	0	13
	83	149	61	53	12	13	2	0	8
	87	180	94	41	8	10	4	0	23
	93	293	114	108	12	20	6	0	33
	94	167	76	44	8	19	5	0	15
GRAND TOTAL:		<u>5,255</u>	<u>2,407</u>	<u>1,458</u>	<u>198</u>	<u>423</u>	<u>137</u>	<u>0</u>	<u>632</u>

TOWN OF GREECE
MEMBER OF TOWN COUNCIL
WARD 4

LEGISLATIVE DISTRICT OR TOWN	ELECTION DISTRICT	TOTAL VOTERS	RICK ANTELLI REP	RICK ANTELLI IND	RICK ANTELLI CON	SCATTER	BLANK AND VOID
Greece							
	24	217	139	24	10	0	44
	27	158	93	17	10	0	38
	28	188	118	25	13	0	32
	33	165	106	11	17	1	30
	43	129	83	6	19	0	21
	44	236	141	23	21	0	51
	45	211	128	15	17	0	51
	54	148	91	11	16	1	29
	57	156	84	15	15	0	42
	70	199	119	17	19	0	44
	85	189	114	9	26	0	40
	86	243	153	12	19	0	59
	90	166	103	7	15	0	41
	91	282	163	20	21	1	77
	92	294	162	24	15	0	93
	97	323	212	23	22	0	66
	100	203	123	15	15	0	50
	102	184	106	23	18	0	37
	103	202	111	15	25	0	51
	104	235	144	22	13	0	56
	105	131	88	7	8	0	28
	107	99	63	5	7	0	24
	108	100	56	12	6	0	26
	109	145	74	17	17	1	36
GRAND TOTAL:		<u>4,603</u>	<u>2,774</u>	<u>375</u>	<u>384</u>	<u>4</u>	<u>1,066</u>

TOWN OF GREECE
RECEIVER OF TAXES

LEGISLATIVE DISTRICT OR TOWN	ELECTION DISTRICT	TOTAL VOTERS	KATHLEEN A. TAYLOR	Laurie E. Shea	KATHLEEN A. TAYLOR	KATHLEEN A. TAYLOR	SCATTER	BLANK AND VOID
			REP	DEM	IND	CON		
Greece								
	1	180	95	30	11	19	0	25
	2	178	101	35	10	16	0	16
	3	181	102	35	10	18	1	15
	4	152	96	27	7	12	0	10
	5	154	69	48	8	8	0	21
	6	157	73	28	16	18	0	22
	7	233	118	53	10	15	0	37
	8	181	98	34	18	8	0	23
	9	181	92	46	5	16	0	22
	10	192	88	54	13	16	0	21
	11	108	36	31	5	13	0	23
	12	130	62	33	6	10	0	19
	13	171	80	43	13	13	0	22
	14	134	75	38	2	9	0	10
	15	137	81	25	7	11	0	13
	16	115	58	26	13	7	0	11
	17	204	104	40	8	18	0	34
	18	186	113	36	12	7	0	18
	19	158	82	41	2	5	0	28
	20	170	81	35	8	22	0	24
	21	188	82	42	10	22	0	32
	22	141	72	33	9	11	0	16
	23	346	168	75	15	24	0	64
	24	217	138	32	15	12	0	20
	25	225	101	58	11	13	0	42
	26	201	92	58	12	11	0	28
	27	158	81	35	10	9	0	23
	28	188	107	29	19	18	0	15
	29	171	93	37	11	14	0	16
	30	171	81	2	8	12	0	68
	31	163	87	36	7	10	0	23
	32	185	93	45	13	15	0	19
	33	165	85	30	9	16	0	25
	34	202	124	42	8	13	0	15
	35	213	114	39	9	24	0	27
	36	216	119	42	8	19	0	28
	37	146	70	36	4	24	0	12
	38	240	137	49	5	23	0	26
	39	106	56	20	3	10	0	17
	40	195	108	47	9	6	0	25
	41	253	129	56	15	20	0	33
	42	158	90	37	3	11	0	17
	43	129	76	19	3	17	0	14
	44	236	133	49	16	17	0	21
	45	211	135	29	11	15	0	21
	46	147	76	32	6	13	0	20

TOWN OF GREECE
RECEIVER OF TAXES

LEGISLATIVE DISTRICT OR TOWN	ELECTION DISTRICT	TOTAL VOTERS	KATHLEEN A. TAYLOR	Laurie E. Shea	KATHLEEN A. TAYLOR	KATHLEEN A. TAYLOR	SCATTER	BLANK AND VOID
			REP	DEM	IND	CON		
Greece								
	47	234	121	58	9	21	0	25
	48	175	99	31	9	13	0	23
	49	161	94	31	9	13	0	14
	50	176	98	44	4	12	0	18
	51	149	87	32	9	10	0	11
	52	196	105	47	9	18	0	17
	53	146	72	33	9	12	0	20
	54	148	94	21	7	13	0	13
	55	154	79	30	14	15	0	16
	56	242	140	42	15	16	0	29
	57	156	75	42	7	14	0	18
	58	191	108	42	10	12	0	19
	59	151	55	55	6	13	0	22
	60	138	56	43	12	14	0	13
	61	193	94	44	10	12	0	33
	62	222	120	41	9	15	0	37
	63	250	104	73	14	20	0	39
	64	161	85	36	12	10	0	18
	65	231	124	52	8	7	0	40
	66	111	64	22	8	6	0	11
	67	157	79	33	12	16	0	17
	68	235	131	44	14	33	0	13
	69	137	76	25	12	11	0	13
	70	199	109	33	16	17	0	24
	71	244	150	41	16	15	0	22
	72	183	119	25	9	18	0	12
	73	110	59	28	7	8	0	8
	74	125	73	30	5	9	0	8
	75	118	70	21	4	7	0	16
	76	146	96	26	5	7	0	12
	77	241	122	60	8	18	0	33
	78	188	109	33	6	15	0	25
	79	233	141	29	13	25	0	25
	80	226	136	31	12	19	0	28
	81	155	80	43	5	11	0	16
	82	128	46	39	6	6	0	31
	83	149	68	43	10	12	0	16
	84	241	144	43	14	16	0	24
	85	189	111	19	12	24	0	23
	86	243	143	43	11	18	0	28
	87	180	102	41	5	13	0	19
	88	160	89	37	6	17	0	11
	89	151	80	27	12	8	0	24
	90	166	101	22	4	14	0	25
	91	282	162	61	15	21	0	23
	92	294	157	61	13	12	0	51

TOWN OF GREECE
RECEIVER OF TAXES

LEGISLATIVE DISTRICT OR TOWN	ELECTION DISTRICT	TOTAL VOTERS	KATHLEEN A. TAYLOR REP	LAURIE E. SHEA DEM	KATHLEEN A. TAYLOR IND	KATHLEEN A. TAYLOR CON	SCATTER	BLANK AND VOID
Greece								
	93	293	135	85	15	20	0	38
	94	167	82	42	10	17	0	16
	95	125	75	25	5	8	0	12
	96	202	109	38	10	16	0	29
	97	323	203	45	16	26	0	33
	98	213	120	53	8	14	0	18
	99	194	120	28	12	15	0	19
	100	203	118	29	11	19	0	26
	101	140	77	27	4	11	0	21
	102	184	102	33	15	16	0	18
	103	202	106	39	9	25	0	23
	104	235	139	44	13	13	0	26
	105	131	88	25	2	8	0	8
	106	123	67	24	5	15	0	12
	107	99	57	12	6	8	0	16
	108	100	56	16	10	6	0	12
	109	145	71	29	13	18	0	14
GRAND TOTAL:		<u>19,817</u>	<u>10,703</u>	<u>4,098</u>	<u>1,039</u>	<u>1,571</u>	<u>1</u>	<u>2,405</u>

TOWN OF HAMLIN
SUPERVISOR

<u>LEGISLATIVE DISTRICT OR TOWN</u>	<u>ELECTION DISTRICT</u>	<u>TOTAL VOTERS</u>	<u>DENNIS K. ROACH REP</u>	<u>PATRICIA A. MACINTOSH CON</u>	<u>SCATTER</u>	<u>BLANK AND VOID</u>
Hamlin						
	1	186	108	41	0	37
	2	299	218	44	0	37
	3/11	193	123	32	0	38
	4	189	136	25	0	28
	5	201	153	22	0	26
	6	129	81	26	0	22
	7	302	211	45	0	46
	8	190	137	26	0	27
	9	165	134	20	0	11
	10	278	204	46	0	28
GRAND TOTAL:		<u>2,132</u>	<u>1,505</u>	<u>327</u>	<u>0</u>	<u>300</u>

TOWN OF HAMLIN
TOWN JUSTICE

LEGISLATIVE DISTRICT OR TOWN	ELECTION DISTRICT	TOTAL VOTERS	RICHARD W. MOFFETT REP	PETER TONERY DEM	RICHARD W. MOFFETT CON	SCATTER	BLANK AND VOID
Hamlin							
	1	186	80	63	22	0	21
	2	299	180	72	18	0	29
	3/11	193	104	50	18	0	21
	4	189	108	38	11	0	32
	5	201	104	52	17	0	28
	6	129	63	43	10	0	13
	7	302	153	102	19	0	28
	8	190	103	45	18	0	24
	9	165	91	35	7	0	32
	10	278	167	50	21	0	40
GRAND TOTAL:		2,132	1,153	550	161	0	268

TOWN OF HAMLIN
MEMBER OF TOWN COUNCIL
(VOTE FOR 2)

LEGISLATIVE DISTRICT OR TOWN	ELECTION DISTRICT	TOTAL VOTERS	MICHAEL J. MARCHETTI REP	PAUL S. RATH REP	RICHARD D. MARSDEN DEM	TOMMY E. JENSEN DEM	JAMES E. KREMPASKY CON	PAUL S. RATH CON	SCATTER	BLANK AND VOID
Hamlin	1	372	94	92	61	46	28	20	0	31
	2	598	202	204	61	48	31	16	0	36
	3/11	386	108	103	46	42	24	22	1	40
	4	378	123	116	37	34	17	12	0	39
	5	402	140	113	38	45	13	16	0	37
	6	258	78	61	38	30	13	11	0	27
	7	604	168	169	84	82	22	21	0	58
	8	380	115	107	36	41	17	17	0	47
	9	330	118	99	27	33	12	10	0	31
	10	556	168	189	62	37	26	24	0	50
GRAND TOTAL:		<u>4,264</u>	<u>1,314</u>	<u>1,253</u>	<u>490</u>	<u>438</u>	<u>203</u>	<u>169</u>	<u>1</u>	<u>396</u>

TOWN OF HAMLIN
SUPERINTENDENT OF HIGHWAYS

<u>LEGISLATIVE DISTRICT OR TOWN</u>	<u>ELECTION DISTRICT</u>	<u>TOTAL VOTERS</u>	<u>THOMAS R. INGRAHAM REP</u>	<u>THOMAS R. INGRAHAM CON</u>	<u>SCATTER</u>	<u>BLANK AND VOID</u>
Hamlin						
	1	186	105	31	0	50
	2	299	217	28	0	54
	3/11	193	127	28	0	38
	4	189	139	22	0	28
	5	201	127	23	0	51
	6	129	78	13	0	38
	7	302	196	26	0	80
	8	190	131	22	0	37
	9	165	113	18	0	34
	10	278	200	30	0	48
GRAND TOTAL:		2,132	1,433	241	0	458

TOWN OF HENRIETTA
SUPERVISOR

LEGISLATIVE DISTRICT OR TOWN	ELECTION DISTRICT	TOTAL VOTERS	JAMES R. BREESE	JAMES R. BREESE	JAMES R. BREESE	SCATTER	BLANK AND VOID
			REP	IND	CON		
Henrietta							
	1	240	141	16	18	3	62
	2	146	88	13	9	0	36
	3	92	55	4	4	0	29
	4	184	89	18	9	0	68
	5	227	138	18	13	0	58
	6	201	136	10	12	0	43
	7	193	97	21	19	0	56
	8	190	97	14	14	0	65
	9	139	74	7	8	0	50
	10	181	96	15	10	2	58
	11	180	87	13	8	0	72
	12	200	112	16	11	1	60
	13	188	98	16	15	0	59
	14	141	75	14	8	1	43
	15	198	89	21	11	0	77
	16	140	69	17	8	0	46
	17	204	113	19	19	0	53
	18	218	107	17	17	1	76
	19	150	79	7	17	1	46
	20	180	92	11	9	1	67
	21	161	84	16	18	0	43
	22	266	144	19	19	0	84
	23	194	102	16	16	0	60
	24	211	112	12	8	0	79
	25	208	126	13	15	0	54
	26	263	144	22	16	1	80
	27	264	156	23	23	0	62
	28	229	130	21	13	0	65
	29	192	101	17	12	0	62
	30	278	138	20	21	0	99
	31	130	56	13	18	0	43
	32	262	135	22	16	0	89
	33	154	79	16	7	0	52
	34	118	69	10	7	0	32
	35	177	108	12	14	0	43
GRAND TOTAL:		<u>6,699</u>	<u>3,616</u>	<u>539</u>	<u>462</u>	<u>11</u>	<u>2,071</u>

TOWN OF HENRIETTA
MEMBER OF TOWN COUNCIL
(VOTE FOR 2)

LEGISLATIVE DISTRICT OR TOWN	ELECTION DISTRICT	TOTAL VOTERS	MICHAEL B. YUDELSON	JANET B. ZINCK	SHAWN E. TRAPP	MICHAEL B. YUDELSON	JANET B. ZINCK	MICHAEL B. YUDELSON	JANET B. ZINCK	SCATTER	BLANK AND VOID
			REP	REP	DEM	IND	IND	CON	CON		
Henrietta											
	1	480	141	147	59	8	20	17	13	1	74
	2	292	89	87	25	13	17	9	10	0	42
	3	184	46	54	28	4	7	2	2	0	41
	4	368	66	77	88	9	18	4	5	0	101
	5	454	119	125	50	14	20	15	19	0	92
	6	402	115	124	50	7	12	17	17	0	60
	7	386	86	87	57	14	24	19	17	0	82
	8	380	81	90	59	16	19	9	14	0	92
	9	278	64	68	47	8	9	7	7	0	68
	10	362	92	101	50	11	16	10	11	0	71
	11	360	76	81	68	6	11	10	9	0	99
	12	400	104	116	58	11	25	11	11	1	63
	13	376	82	92	71	15	20	15	13	0	68
	14	282	68	79	34	13	10	9	11	0	58
	15	396	95	104	58	16	28	13	13	0	69
	16	280	58	63	51	13	19	12	9	0	55
	17	408	109	103	62	10	25	17	21	0	61
	18	436	100	113	68	18	20	16	14	1	86
	19	300	76	75	38	7	17	16	16	0	55
	20	360	87	99	55	11	16	10	13	0	69
	21	322	74	74	42	18	17	15	19	1	62
	22	532	151	152	73	12	21	21	24	0	78
	23	388	79	95	73	6	15	17	16	0	87
	24	422	104	112	68	10	11	10	10	0	97
	25	416	119	122	47	11	16	17	18	0	66
	26	526	128	137	77	20	25	20	23	0	96
	27	528	143	154	68	20	25	20	23	0	75
	28	458	128	149	55	10	17	14	14	0	71
	29	384	88	93	74	11	26	8	12	0	72
	30	556	123	142	88	22	24	18	19	0	120

TOWN OF HENRIETTA
MEMBER OF TOWN COUNCIL
(VOTE FOR 2)

LEGISLATIVE DISTRICT OR TOWN	ELECTION DISTRICT	TOTAL VOTERS	MICHAEL B. YUDELSON	JANET B. ZINCK	SHAWN E. TRAPP	MICHAEL B. YUDELSON	JANET B. ZINCK	MICHAEL B. YUDELSON	JANET B. ZINCK	SCATTER	BLANK AND VOID
			REP	REP	DEM	IND	IND	CON	CON		
Henrietta	31	260	60	60	42	9	13	15	14	0	47
	32	524	114	124	82	20	24	19	19	0	122
	33	308	74	75	50	8	13	8	8	0	72
	34	236	65	67	31	6	5	7	5	0	50
	35	354	96	100	51	10	14	11	12	0	60
GRAND TOTAL:		<u>13,398</u>	<u>3,300</u>	<u>3,541</u>	<u>1,997</u>	<u>417</u>	<u>619</u>	<u>458</u>	<u>481</u>	<u>4</u>	<u>2,581</u>

TOWN OF IRONDEQUOIT
SUPERVISOR

<u>LEGISLATIVE DISTRICT OR TOWN</u>	<u>ELECTION DISTRICT</u>	<u>TOTAL VOTERS</u>	<u>DAVID W. SCHANTZ REP</u>	<u>MARY ELLEN HEYMAN DEM</u>	<u>MARY ELLEN HEYMAN IND</u>	<u>DAVID W. SCHANTZ CON</u>	<u>MARY ELLEN HEYMAN WOR</u>	<u>SCATTER</u>	<u>BLANK AND VOID</u>
Irondequoit									
	1	264	110	114	4	12	6	0	18
	2	217	97	95	1	9	5	0	10
	3	301	114	124	23	16	9	0	15
	4	234	123	80	4	14	0	0	13
	5	213	80	90	6	14	10	0	13
	6	379	149	172	11	21	14	0	12
	7	358	184	128	9	22	3	0	12
	8	240	120	88	7	8	5	0	12
	9	279	107	126	11	11	3	0	21
	10	281	150	90	10	19	4	0	8
	11	145	59	60	8	7	2	0	9
	12	197	73	92	10	6	4	0	12
	13	337	121	169	13	16	4	0	14
	14	324	144	120	8	19	17	0	16
	15	308	148	106	9	23	8	0	14
	16	301	128	132	11	12	4	0	14
	17	165	64	77	7	9	3	0	5
	18	279	119	122	17	9	2	0	10
	19	256	83	134	10	14	2	0	13
	20	242	119	91	10	8	2	0	12
	21	232	98	112	2	7	5	0	8
	22	261	120	98	13	16	3	0	11
	23	237	74	122	12	10	3	0	16
	24	203	86	94	4	11	5	0	3
	25	229	89	97	8	14	5	0	16
	26	156	61	76	1	3	2	0	13
	27	139	64	49	5	14	0	0	7
	28	200	91	72	8	16	3	0	10
	29	189	77	88	7	5	2	0	10
	30	226	97	85	12	11	7	0	14

TOWN OF IRONDEQUOIT
SUPERVISOR

<u>LEGISLATIVE DISTRICT OR TOWN</u>	<u>ELECTION DISTRICT</u>	<u>TOTAL VOTERS</u>	DAVID W. SCHANTZ <u>REP</u>	MARY ELLEN HEYMAN <u>DEM</u>	MARY ELLEN HEYMAN <u>IND</u>	DAVID W. SCHANTZ <u>CON</u>	MARY ELLEN HEYMAN <u>WOR</u>	<u>SCATTER</u>	<u>BLANK AND VOID</u>
Irondequoit									
	31	236	95	116	8	6	3	0	8
	32	231	86	112	6	12	7	0	8
	33	183	58	95	11	7	3	0	9
	34	341	131	157	18	11	5	0	19
	35	175	56	86	6	8	5	0	14
	36	125	30	70	4	8	2	1	10
	37	230	80	122	14	4	2	0	8
	38	136	43	65	2	8	4	0	14
	39	159	72	62	4	4	0	0	17
	40	167	69	67	12	9	5	0	5
	41	247	82	117	5	10	3	0	30
	42	246	102	94	8	23	5	0	14
	43	180	52	101	2	11	5	0	9
	44	430	193	191	13	12	3	0	18
	45	221	90	103	7	8	4	0	9
	46	240	91	110	6	12	6	0	15
	47	94	39	41	3	7	2	0	2
	48	253	104	116	11	8	7	0	7
	49	188	81	62	11	22	2	0	10
	50	152	59	66	5	4	8	0	10
	51	290	120	132	9	10	8	0	11
	52	248	73	125	11	10	6	0	23
	53	210	82	91	8	7	3	0	19
	54	73	28	31	1	7	4	0	2
	55	268	114	102	7	13	8	0	24
	56	245	93	104	8	16	5	0	19
	57	366	142	174	10	14	3	0	23
	58	255	111	90	8	21	6	0	19
	59	216	80	88	10	18	3	0	17
	60	237	107	95	8	12	6	0	9

TOWN OF IRONDEQUOIT
SUPERVISOR

<u>LEGISLATIVE DISTRICT OR TOWN</u>	<u>ELECTION DISTRICT</u>	<u>TOTAL VOTERS</u>	<u>DAVID W. SCHANTZ REP</u>	<u>MARY ELLEN HEYMAN DEM</u>	<u>MARY ELLEN HEYMAN IND</u>	<u>DAVID W. SCHANTZ CON</u>	<u>MARY ELLEN HEYMAN WOR</u>	<u>SCATTER</u>	<u>BLANK AND VOID</u>
Irondequoit	61	328	122	147	18	13	5	0	23
	62	253	103	102	8	22	5	0	13
	63	182	78	85	3	10	1	0	5
	64	143	58	61	2	10	5	0	7
	65	139	36	76	5	9	7	0	6
	66	104	26	54	4	1	3	0	16
	67	214	57	121	7	20	2	0	7
	68	265	110	113	5	12	5	0	20
	69	106	30	53	4	3	2	0	14
	70	77	31	35	1	0	7	0	3
	71/72	81	23	42	1	5	4	0	6
GRAND TOTAL:		<u>15,926</u>	<u>6,386</u>	<u>6,977</u>	<u>555</u>	<u>803</u>	<u>321</u>	<u>1</u>	<u>883</u>

TOWN OF IRONDEQUOIT
TOWN JUSTICE
(VOTE FOR 2)

LEGISLATIVE DISTRICT OR TOWN	ELECTION DISTRICT	TOTAL VOTERS	JOHN L. DEMARCO	JOSEPH T. GENIER	JOHN L. DEMARCO	JOHN L. DEMARCO	JOSEPH T. GENIER	SCATTER	BLANK AND VOID
			REP	DEM	IND	CON	CON		
Irondequoit	1	528	115	133	10	25	22	0	223
	2	434	97	119	9	12	16	0	181
	3	602	92	152	41	25	28	1	263
	4	468	110	148	18	12	11	0	169
	5	426	90	108	14	15	24	0	175
	6	758	165	224	30	18	44	0	277
	7	716	169	196	28	21	43	0	259
	8	480	125	122	17	13	29	2	172
	9	558	114	133	24	12	22	0	253
	10	562	123	160	24	17	36	0	202
	11	290	75	61	9	7	16	0	122
	12	394	80	92	24	10	16	1	171
	13	674	116	193	28	21	26	0	290
	14	648	138	162	17	18	40	0	273
	15	616	150	169	16	25	33	0	223
	16	602	124	184	24	15	26	0	229
	17	330	68	87	19	9	12	0	135
	18	558	123	142	18	12	23	0	240
	19	512	98	126	22	14	21	0	231
	20	484	114	135	15	12	19	0	189
	21	464	95	143	21	12	19	0	174
	22	522	115	138	18	17	26	0	208
	23	474	91	133	19	14	19	0	198
	24	406	77	121	14	16	16	2	160
	25	458	88	118	15	15	22	0	200
	26	312	73	64	4	7	4	0	160
	27	278	63	80	9	15	20	0	91
	28	400	89	93	22	18	25	0	153
	29	378	81	97	16	5	7	0	172
	30	452	82	139	21	11	20	1	178
	31	472	109	150	19	5	11	0	178
	32	462	100	135	22	18	29	1	157
	33	366	63	99	20	7	10	0	167
	34	682	166	160	27	18	30	0	281
	35	350	71	84	15	10	11	0	159
	36	250	40	70	9	8	10	0	113
	37	460	96	115	15	9	15	0	210
	38	272	52	72	12	11	9	0	116
	39	318	70	81	6	4	4	0	153
	40	334	68	92	13	13	17	0	131
	41	494	89	120	15	16	14	0	240
	42	492	108	126	15	24	32	0	187
	43	360	71	77	9	12	14	0	177
	44	860	194	220	31	22	23	0	370
	45	442	105	120	15	11	13	0	178

TOWN OF IRONDEQUOIT
TOWN JUSTICE
(VOTE FOR 2)

LEGISLATIVE DISTRICT OR TOWN	ELECTION DISTRICT	TOTAL VOTERS	JOHN L. DEMARCO	JOSEPH T. GENIER	JOHN L. DEMARCO	JOHN L. DEMARCO	JOSEPH T. GENIER	SCATTER	BLANK AND VOID
			REP	DEM	IND	CON	CON		
Irondequoit									
	46	480	102	121	9	15	23	0	210
	47	188	41	53	13	9	15	1	56
	48	506	109	139	20	10	19	0	209
	49	376	79	93	13	23	36	0	132
	50	304	65	70	11	5	9	0	144
	51	580	119	191	17	6	12	0	235
	52	496	97	123	21	8	15	0	232
	53	420	94	105	12	11	12	0	186
	54	146	31	29	4	8	14	0	60
	55	536	113	157	23	19	23	0	201
	56	490	110	120	14	16	22	0	208
	57	732	180	188	19	13	12	0	320
	58	510	122	107	15	20	25	0	221
	59	432	81	109	19	13	25	1	184
	60	474	105	108	14	16	22	0	209
	61	656	159	152	16	20	24	1	284
	62	506	103	137	17	21	34	0	194
	63	364	76	107	18	11	12	0	140
	64	286	58	83	10	11	13	0	111
	65	278	47	72	13	10	13	0	123
	66	208	29	48	8	3	4	0	116
	67	428	81	113	11	15	19	0	189
	68	530	115	127	21	12	17	0	238
	69	212	29	54	7	6	6	0	110
	70	154	36	37	6	2	4	0	69
	71/72	162	26	48	4	7	5	0	72
GRAND TOTAL:		<u>31,852</u>	<u>6,749</u>	<u>8,384</u>	<u>1,164</u>	<u>941</u>	<u>1,362</u>	<u>11</u>	<u>13,241</u>

TOWN OF IRONDEQUOIT
MEMBER OF TOWN COUNCIL
(VOTE FOR 2)
PART 1 OF 2

LEGISLATIVE DISTRICT OR TOWN	ELECTION DISTRICT	TOTAL VOTERS	RUDY P. CALI	GRACEANN V. FREDERICO	GAIL S. BELLO	DEBBIE EVANS	GAIL S. BELLO	RUDY P. CALI
			REP	REP	DEM	DEM	IND	CON
Irondequoit	1	528	79	87	128	128	8	11
	2	434	72	78	101	98	6	9
	3	602	82	80	136	135	16	17
	4	468	86	95	92	99	2	12
	5	426	60	66	104	96	9	10
	6	758	127	124	178	184	13	18
	7	716	131	133	154	150	8	21
	8	480	83	87	111	108	9	10
	9	558	93	93	118	125	10	8
	10	562	111	112	110	127	11	13
	11	290	53	59	55	56	5	4
	12	394	61	60	92	89	10	9
	13	674	93	96	182	180	10	18
	14	648	103	102	135	148	9	17
	15	616	108	106	126	141	7	22
	16	602	95	96	150	143	10	10
	17	330	54	50	84	86	5	11
	18	558	83	85	135	149	9	10
	19	512	82	76	125	124	9	13
	20	484	88	102	110	105	8	11
	21	464	61	64	126	125	6	11
	22	522	94	97	110	112	8	14
	23	474	55	69	132	123	7	10
	24	406	65	72	98	101	6	11
	25	458	72	64	107	112	8	12
	26	312	52	57	71	63	2	4
	27	278	43	45	58	63	6	15
	28	400	70	70	77	73	10	14
	29	378	51	54	89	92	10	9
	30	452	61	73	90	107	8	11
	31	472	73	71	137	131	9	3
	32	462	69	82	119	107	6	13
	33	366	44	48	90	107	13	6
	34	682	118	129	153	150	12	12
	35	350	45	51	88	83	6	9
	36	250	27	25	70	71	5	6
	37	460	67	71	138	122	6	7
	38	272	37	31	65	72	2	10
	39	318	62	57	63	64	2	3
	40	334	54	53	63	80	12	13
	41	494	77	79	105	99	3	12
	42	492	81	86	95	100	6	22
	43	360	54	57	80	81	3	11
	44	860	147	150	195	208	19	15
	45	442	74	76	108	106	7	7
	46	480	73	68	108	110	6	10

TOWN OF IRONDEQUOIT
MEMBER OF TOWN COUNCIL
(VOTE FOR 2)
PART 1 OF 2

LEGISLATIVE DISTRICT OR TOWN	ELECTION DISTRICT	TOTAL VOTERS	RUDY P. CALI	GRACEANN V. FREDERICO	GAIL S. BELLO	DEBBIE EVANS	GAIL S. BELLO	RUDY P. CALI
			REP	REP	DEM	DEM	IND	CON
Irondequoit	47	188	31	26	43	47	2	7
	48	506	87	91	111	111	14	8
	49	376	56	55	74	87	6	23
	50	304	44	50	72	63	6	7
	51	580	86	94	144	149	8	10
	52	496	74	80	109	113	10	9
	53	420	74	75	92	87	3	10
	54	146	20	25	32	32	1	3
	55	536	82	77	125	129	6	17
	56	490	78	88	106	102	8	15
	57	732	115	135	189	164	9	12
	58	510	94	104	95	90	8	19
	59	432	62	62	96	100	10	14
	60	474	72	71	112	117	5	10
	61	656	123	124	134	130	13	13
	62	506	84	77	99	108	9	17
	63	364	59	63	88	89	5	10
	64	286	37	39	69	71	2	11
	65	278	30	35	64	64	5	11
	66	208	16	22	48	46	2	3
	67	428	57	54	104	106	11	15
	68	530	95	103	116	105	9	5
	69	212	27	32	53	54	4	5
	70	154	23	29	34	32	3	0
	71/72	162	19	20	43	46	1	7
GRAND TOTAL:		<u>31,852</u>	<u>5,015</u>	<u>5,217</u>	<u>7,313</u>	<u>7,375</u>	<u>522</u>	<u>785</u>

TOWN OF IRONDEQUOIT
MEMBER OF TOWN COUNCIL
(VOTE FOR 2)
PART 2 OF 2

LEGISLATIVE DISTRICT OR TOWN	ELECTION DISTRICT	TOTAL VOTERS	GRACEANN V. FREDERICO	GAIL S. BELLO	DEBBIE EVANS	SCATTER	BLANK AND VOID
			CON	WOR	WOR		
Irondequoit	1	528	13	5	8	0	61
	2	434	9	2	3	0	56
	3	602	20	11	15	0	90
	4	468	11	0	3	0	68
	5	426	11	11	13	0	46
	6	758	22	15	18	0	59
	7	716	21	6	8	0	84
	8	480	9	2	5	0	56
	9	558	12	4	2	0	93
	10	562	12	5	8	0	53
	11	290	11	2	2	0	43
	12	394	12	8	8	0	45
	13	674	19	3	7	0	66
	14	648	23	11	13	0	87
	15	616	25	9	9	0	63
	16	602	9	6	7	0	76
	17	330	10	3	1	0	26
	18	558	12	6	6	0	63
	19	512	13	6	2	0	62
	20	484	11	6	10	0	33
	21	464	9	8	10	0	44
	22	522	16	4	7	0	60
	23	474	10	3	7	0	58
	24	406	12	5	8	0	28
	25	458	14	5	10	0	54
	26	312	5	0	0	0	58
	27	278	14	2	6	0	26
	28	400	14	4	7	0	61
	29	378	8	5	8	0	52
	30	452	11	6	6	0	79
	31	472	7	7	12	0	22
	32	462	10	10	14	0	32
	33	366	6	6	8	0	38
	34	682	16	7	8	0	77
	35	350	10	3	5	0	50
	36	250	5	0	2	0	39
	37	460	5	2	7	0	35
	38	272	10	5	4	0	36
	39	318	2	0	2	0	63
	40	334	11	1	5	0	42
	41	494	10	13	10	0	86
	42	492	28	6	5	0	63
	43	360	8	5	6	0	55
	44	860	14	8	11	0	93
	45	442	7	6	6	0	45
	46	480	11	6	8	0	80

TOWN OF IRONDEQUOIT
MEMBER OF TOWN COUNCIL
(VOTE FOR 2)
PART 2 OF 2

LEGISLATIVE DISTRICT OR TOWN	ELECTION DISTRICT	TOTAL VOTERS	GRACEANN V. FREDERICO	GAIL S. BELLO	DEBBIE EVANS	SCATTER	BLANK AND VOID
			CON	WOR	WOR		
Irondequoit	47	188	8	1	2	0	21
	48	506	11	10	8	0	55
	49	376	18	3	6	0	48
	50	304	9	3	4	0	46
	51	580	8	9	11	0	61
	52	496	12	7	11	0	71
	53	420	8	6	8	0	57
	54	146	5	5	5	0	18
	55	536	15	6	7	0	72
	56	490	14	4	6	0	69
	57	732	13	5	8	0	82
	58	510	18	4	6	0	72
	59	432	15	3	3	0	67
	60	474	16	3	5	0	63
	61	656	16	7	7	0	89
	62	506	16	8	11	0	77
	63	364	11	3	3	0	33
	64	286	12	2	3	0	40
	65	278	12	6	9	0	42
	66	208	5	3	2	0	61
	67	428	14	4	5	0	58
	68	530	8	5	5	0	79
	69	212	3	0	1	0	33
	70	154	1	7	8	0	17
	71/72	162	5	2	3	0	16
GRAND TOTAL:		<u>31,852</u>	<u>831</u>	<u>364</u>	<u>477</u>	<u>0</u>	<u>3,953</u>

TOWN OF MENDON
SUPERVISOR

LEGISLATIVE DISTRICT OR TOWN	ELECTION DISTRICT	TOTAL VOTERS	LAWRENCE A. PIERCE	MORRIS W. BICKWEAT	MORRIS W. BICKWEAT	LAWRENCE A. PIERCE	SCATTER	BLANK AND VOID
			REP	DEM	IND	CON		
Mendon	1	433	142	218	44	21	1	7
	2	385	110	224	30	15	0	6
	3	458	232	174	22	26	0	4
	4	357	108	201	26	10	0	12
	5	404	192	170	14	25	0	3
	6	342	138	162	21	14	0	7
	7	421	201	178	11	21	0	10
	8	173	60	88	7	11	0	7
	9	376	172	148	23	27	0	6
GRAND TOTAL:		<u>3,349</u>	<u>1,355</u>	<u>1,563</u>	<u>198</u>	<u>170</u>	<u>1</u>	<u>62</u>

TOWN OF MENDON
TOWN CLERK

<u>LEGISLATIVE DISTRICT OR TOWN</u>	<u>ELECTION DISTRICT</u>	<u>TOTAL VOTERS</u>	<u>JAMES P. MERZKE REP</u>	<u>JAMES P. MERZKE CON</u>	<u>SCATTER</u>	<u>BLANK AND VOID</u>
Mendon	1	433	249	39	0	145
	2	385	202	35	0	148
	3	458	292	41	0	125
	4	357	172	33	0	152
	5	404	235	47	0	122
	6	342	208	25	1	108
	7	421	275	28	0	118
	8	173	91	9	0	73
	9	<u>376</u>	<u>222</u>	<u>33</u>	<u>0</u>	<u>121</u>
GRAND TOTAL:		<u><u>3,349</u></u>	<u><u>1,946</u></u>	<u><u>290</u></u>	<u><u>1</u></u>	<u><u>1,112</u></u>

TOWN OF MENDON
TOWN JUSTICE

<u>LEGISLATIVE DISTRICT OR TOWN</u>	<u>ELECTION DISTRICT</u>	<u>TOTAL VOTERS</u>	<u>ALAN L. ROSS REP</u>	<u>LAWRENCE A. KASPEREK DEM</u>	<u>LAWRENCE A. KASPEREK IND</u>	<u>ALAN L. ROSS CON</u>	<u>SCATTER</u>	<u>BLANK AND VOID</u>
Mendon	1	433	191	162	32	23	0	25
	2	385	148	167	23	21	0	26
	3	458	251	140	9	35	0	23
	4	357	146	154	13	20	0	24
	5	404	208	130	16	30	0	20
	6	342	150	137	10	20	0	25
	7	421	233	135	12	21	0	20
	8	173	70	71	6	8	0	18
	9	376	195	110	13	29	0	29
GRAND TOTAL:		<u>3,349</u>	<u>1,592</u>	<u>1,206</u>	<u>134</u>	<u>207</u>	<u>0</u>	<u>210</u>

TOWN OF MENDON
MEMBER OF TOWN COUNCIL
(VOTE FOR 2)
PART 1 OF 2

<u>LEGISLATIVE DISTRICT OR TOWN</u>	<u>ELECTION DISTRICT</u>	<u>TOTAL VOTERS</u>	<u>JOHN E. ROONEY REP</u>	<u>ROY A. CLUFF REP</u>	<u>GREGORY J. SOEHNER DEM</u>	<u>BRIAN M. MULLIGAN DEM</u>
Mendon	1	866	165	191	188	188
	2	770	117	159	185	180
	3	916	229	262	145	149
	4	714	116	141	164	175
	5	808	194	202	141	150
	6	684	137	164	138	152
	7	842	216	228	137	151
	8	346	64	69	71	72
	9	752	186	196	125	121
GRAND TOTAL:		<u><u>6,698</u></u>	<u><u>1,424</u></u>	<u><u>1,612</u></u>	<u><u>1,294</u></u>	<u><u>1,338</u></u>

TOWN OF MENDON
MEMBER OF TOWN COUNCIL
(VOTE FOR 2)
PART 2 OF 2

LEGISLATIVE DISTRICT OR TOWN	ELECTION DISTRICT	TOTAL VOTERS	BRIAN M. MULLIGAN IND	JOHN E. ROONEY CON	GREGORY J. SOEHNER MFP	SCATTER	BLANK AND VOID
Mendon	1	866	34	25	5	0	70
	2	770	26	21	5	0	77
	3	916	17	30	4	0	80
	4	714	24	17	3	1	73
	5	808	18	29	8	0	66
	6	684	14	18	5	0	56
	7	842	15	21	3	0	71
	8	346	8	8	4	0	50
	9	752	11	27	4	0	82
GRAND TOTAL:		<u>6,698</u>	<u>167</u>	<u>196</u>	<u>41</u>	<u>1</u>	<u>625</u>

TOWN OF MENDON
SUPERINTENDENT OF HIGHWAYS

<u>LEGISLATIVE DISTRICT OR TOWN</u>	<u>ELECTION DISTRICT</u>	<u>TOTAL VOTERS</u>	<u>WILLIAM E. SMITH REP</u>	<u>WILLIAM E. SMITH CON</u>	<u>SCATTER</u>	<u>BLANK AND VOID</u>
Mendon						
	1	433	259	41	0	133
	2	385	209	44	0	132
	3	458	296	45	0	117
	4	357	185	27	0	145
	5	404	248	41	1	114
	6	342	206	26	0	110
	7	421	276	26	0	119
	8	173	89	14	0	70
	9	376	233	38	0	105
GRAND TOTAL:		3,349	2,001	302	1	1,045

TOWN OF OGDEN
SUPERVISOR

LEGISLATIVE DISTRICT OR TOWN	ELECTION DISTRICT	TOTAL VOTERS	GAY H. LENHARD	GARRY L. CRANKER	GARRY L. CRANKER	GAY H. LENHARD	SCATTER	BLANK AND VOID
			REP	DEM	IND/SJ	CON		
Ogden								
	1	235	131	64	12	21	0	7
	2	266	156	64	16	23	0	7
	3	331	198	92	12	21	0	8
	4	197	117	51	6	18	0	5
	5	242	128	75	18	12	0	9
	6	247	108	99	8	20	0	12
	7	131	71	38	9	6	0	7
	8	208	117	54	5	14	0	18
	9	252	137	69	12	27	0	7
	10	171	87	43	9	25	0	7
	11	218	118	57	8	24	0	11
	12	230	112	82	6	18	0	12
	13	207	96	79	10	14	0	8
	14	167	93	44	10	17	0	3
	15	268	137	93	14	14	0	10
	16	161	86	57	2	10	0	6
	17	182	101	53	5	16	0	7
	18	194	99	53	9	24	0	9
	19	251	118	83	14	28	0	8
	20	290	160	76	13	31	0	10
GRAND TOTAL:		<u>4,448</u>	<u>2,370</u>	<u>1,326</u>	<u>198</u>	<u>383</u>	<u>0</u>	<u>171</u>

TOWN OF OGDEN
TOWN JUSTICE

<u>LEGISLATIVE DISTRICT OR TOWN</u>	<u>ELECTION DISTRICT</u>	<u>TOTAL VOTERS</u>	DAVID A. MURANTE <u>REP</u>	DAVID A. MURANTE <u>CON</u>	<u>SCATTER</u>	<u>BLANK AND VOID</u>
Ogden						
	1	235	135	22	0	78
	2	266	154	29	0	83
	3	331	197	26	0	108
	4	197	123	22	0	52
	5	242	142	22	0	78
	6	247	122	23	0	102
	7	131	85	10	0	36
	8	208	127	17	0	64
	9	252	138	30	0	84
	10	171	104	31	0	36
	11	218	131	25	0	62
	12	230	124	26	0	80
	13	207	108	24	0	75
	14	167	105	18	0	44
	15	268	146	26	0	96
	16	161	98	13	0	50
	17	182	103	15	0	64
	18	194	104	25	0	65
	19	251	142	28	0	81
	20	290	176	33	0	81
GRAND TOTAL:		<u>4,448</u>	<u>2,564</u>	<u>465</u>	<u>0</u>	<u>1,419</u>

TOWN OF OGDEN
MEMBER OF TOWN COUNCIL
(VOTE FOR 2)
PART 1 OF 2

<u>LEGISLATIVE DISTRICT OR TOWN</u>	<u>ELECTION DISTRICT</u>	<u>TOTAL VOTERS</u>	THOMAS J. COLE <u>REP</u>	THOMAS J. USCHOLD <u>REP</u>	MARK A. SEEFRIED <u>DEM</u>	MARIE L. CENTOLA <u>DEM</u>
Ogden						
	1	470	117	111	66	71
	2	532	148	129	55	64
	3	662	191	169	81	98
	4	394	109	102	46	58
	5	484	130	123	67	69
	6	494	101	89	85	92
	7	262	79	70	31	36
	8	416	113	109	51	58
	9	504	134	118	60	72
	10	342	84	78	45	48
	11	436	120	104	52	62
	12	460	105	109	67	69
	13	414	91	95	61	63
	14	334	86	88	40	48
	15	536	136	125	79	88
	16	322	91	80	47	52
	17	364	95	95	53	55
	18	388	88	84	54	51
	19	502	123	114	72	80
	20	580	172	143	53	66
GRAND TOTAL:		8,896	2,313	2,135	1,165	1,300

TOWN OF OGDEN
MEMBER OF TOWN COUNCIL
(VOTE FOR 2)
PART 2 OF 2

LEGISLATIVE DISTRICT OR TOWN	ELECTION DISTRICT	TOTAL VOTERS	MARK A. SEEFRIED	MARIE L. CENTOLA	THOMAS J. COLE	THOMAS J. USCHOLD	SCATTER	BLANK AND VOID
			IND/SJ	IND/SJ	CON	CON		
Ogden								
	1	470	9	10	22	23	0	41
	2	532	10	13	22	20	0	71
	3	662	8	9	25	22	0	59
	4	394	5	4	20	20	0	30
	5	484	10	19	16	14	0	36
	6	494	6	10	20	18	0	73
	7	262	6	7	8	5	0	20
	8	416	8	8	14	15	0	40
	9	504	9	13	26	26	0	46
	10	342	4	6	24	24	0	29
	11	436	8	7	22	21	0	40
	12	460	9	10	15	15	0	61
	13	414	6	12	21	18	0	47
	14	334	6	7	18	16	0	25
	15	536	7	12	19	12	0	58
	16	322	1	2	11	11	0	27
	17	364	1	2	14	17	0	32
	18	388	9	10	24	25	0	43
	19	502	13	15	22	22	0	41
	20	580	15	9	29	30	0	63
GRAND TOTAL:		<u>8,896</u>	<u>150</u>	<u>185</u>	<u>392</u>	<u>374</u>	<u>0</u>	<u>882</u>

TOWN OF OGDEN
SUPERINTENDENT OF HIGHWAYS

LEGISLATIVE DISTRICT OR TOWN	ELECTION DISTRICT	TOTAL VOTERS	DAVID H. WIDGER REP	GREGORY P. CATLIN DEM	GREGORY P. CATLIN IND/SJ	DAVID H. WIDGER CON	SCATTER	BLANK AND VOID
Ogden								
	1	235	121	62	12	22	0	18
	2	266	152	58	9	24	0	23
	3	331	189	88	10	22	0	22
	4	197	119	44	7	18	0	9
	5	242	130	65	11	15	0	21
	6	247	113	83	6	23	0	22
	7	131	73	40	5	4	0	9
	8	208	109	63	8	13	0	15
	9	252	136	62	8	26	0	20
	10	171	89	40	6	24	0	12
	11	218	123	53	8	25	0	9
	12	230	119	69	7	14	0	21
	13	207	101	59	7	20	0	20
	14	167	88	46	8	16	0	9
	15	268	134	77	13	18	0	26
	16	161	93	51	0	11	0	6
	17	182	104	49	2	18	0	9
	18	194	96	49	11	23	0	15
	19	251	119	78	14	24	0	16
	20	290	167	66	10	30	0	17
GRAND TOTAL:		4,448	2,375	1,202	162	390	0	319

TOWN OF PARMA
SUPERVISOR

<u>LEGISLATIVE DISTRICT OR TOWN</u>	<u>ELECTION DISTRICT</u>	<u>TOTAL VOTERS</u>	<u>RICHARD A. LEMCKE REP</u>	<u>RICHARD A. LEMCKE CON</u>	<u>SCATTER</u>	<u>BLANK AND VOID</u>
Parma						
	1	209	122	29	0	58
	2	222	155	28	0	39
	3	174	112	25	0	37
	4	193	120	28	0	45
	5	177	111	27	0	39
	6	100	53	8	0	39
	7	191	119	22	2	48
	8	255	163	32	0	60
	9	194	127	23	0	44
	10	222	142	32	0	48
	11	204	136	25	0	43
	12	177	117	16	0	44
	13	274	162	34	1	77
	14	173	113	20	0	40
	15	168	109	18	0	41
GRAND TOTAL:		<u>2,933</u>	<u>1,861</u>	<u>367</u>	<u>3</u>	<u>702</u>

TOWN OF PARMA
TOWN CLERK

<u>LEGISLATIVE DISTRICT OR TOWN</u>	<u>ELECTION DISTRICT</u>	<u>TOTAL VOTERS</u>	<u>CAROL A. KLUTH REP</u>	<u>CAROL A. KLUTH CON</u>	<u>SCATTER</u>	<u>BLANK AND VOID</u>
Parma						
	1	209	135	31	0	43
	2	222	162	25	0	35
	3	174	118	26	0	30
	4	193	134	28	0	31
	5	177	121	29	0	27
	6	100	64	14	0	22
	7	191	126	29	0	36
	8	255	178	31	0	46
	9	194	142	27	0	25
	10	222	149	33	0	40
	11	204	138	28	0	38
	12	177	123	18	0	36
	13	274	186	36	0	52
	14	173	116	21	0	36
	15	168	113	23	0	32
GRAND TOTAL:		2,933	2,005	399	0	529

TOWN OF PARMA
TOWN JUSTICE

<u>LEGISLATIVE DISTRICT OR TOWN</u>	<u>ELECTION DISTRICT</u>	<u>TOTAL VOTERS</u>	JAMES E. MALEY, JR. <u>REP</u>	JAMES E. MALEY, JR. <u>CON</u>	<u>SCATTER</u>	<u>BLANK AND VOID</u>
Parma						
	1	209	119	30	0	60
	2	222	151	26	0	45
	3	174	101	26	0	47
	4	193	128	26	0	39
	5	177	106	27	0	44
	6	100	62	13	0	25
	7	191	115	27	0	49
	8	255	154	30	0	71
	9	194	125	23	0	46
	10	222	136	34	0	52
	11	204	127	25	0	52
	12	177	110	17	0	50
	13	274	165	33	0	76
	14	173	104	19	0	50
	15	168	102	21	0	45
GRAND TOTAL:		<u>2,933</u>	<u>1,805</u>	<u>377</u>	<u>0</u>	<u>751</u>

TOWN OF PARMA
MEMBER OF TOWN COUNCIL
(VOTE FOR 2)

LEGISLATIVE DISTRICT OR TOWN	ELECTION DISTRICT	TOTAL VOTERS	CARMEY R. CARMESTRO	KENNETH R. BLACKBURN	CARMEY R. CARMESTRO	SCATTER	BLANK AND VOID
			REP	REP	CON		
Parma							
	1	418	114	131	34	0	139
	2	444	144	149	27	0	124
	3	348	108	128	27	0	85
	4	386	127	139	29	0	91
	5	354	110	124	25	0	95
	6	200	62	72	15	0	51
	7	382	114	130	28	0	110
	8	510	163	181	31	0	135
	9	388	125	131	23	0	109
	10	444	136	160	31	0	117
	11	408	127	148	27	0	106
	12	354	109	115	17	0	113
	13	548	164	181	33	0	170
	14	346	105	105	20	0	116
	15	336	105	117	25	0	89
GRAND TOTAL:		5,866	1,813	2,011	392	0	1,650

TOWN OF PARMA
SUPERINTENDENT OF HIGHWAYS

<u>LEGISLATIVE DISTRICT OR TOWN</u>	<u>ELECTION DISTRICT</u>	<u>TOTAL VOTERS</u>	BRIAN F. SPEER <u>REP</u>	<u>SCATTER</u>	<u>BLANK AND VOID</u>
Parma					
	1	209	139	0	70
	2	222	168	0	54
	3	174	128	0	46
	4	193	140	0	53
	5	177	131	0	46
	6	100	69	0	31
	7	191	133	0	58
	8	255	186	0	69
	9	194	138	1	55
	10	222	165	0	57
	11	204	152	0	52
	12	177	124	0	53
	13	274	191	0	83
	14	173	119	0	54
	15	168	119	1	48
GRAND TOTAL:		2,933	2,102	2	829

TOWN OF PENFIELD
SUPERVISOR

LEGISLATIVE DISTRICT OR TOWN	ELECTION DISTRICT	TOTAL VOTERS	GEORGE C. WIEDEMER	GEORGE C. WIEDEMER	GEORGE C. WIEDEMER	SCATTER	BLANK AND VOID
			REP	IND	CON		
Penfield							
	1	108	58	10	18	0	22
	2	248	147	18	20	0	63
	3	205	111	22	26	0	46
	4	203	116	16	31	0	40
	5	261	138	28	21	0	74
	6	175	104	13	19	1	38
	7	273	168	22	21	0	62
	8	219	131	28	12	0	48
	9	328	193	29	24	1	81
	10	210	116	22	17	0	55
	11	164	91	14	11	0	48
	12	295	192	23	20	1	59
	13	319	159	37	23	0	100
	14	275	142	27	25	1	80
	15	282	169	33	21	0	59
	16	137	70	12	8	3	44
	17	232	145	27	22	0	38
	18	195	119	17	10	1	48
	19	356	211	30	17	0	98
	20	267	172	21	21	1	52
	21	277	158	25	19	0	75
	22	237	127	18	12	0	80
	23	307	183	23	20	0	81
	24	327	198	35	21	0	73
	25	224	136	9	15	0	64
	26	154	89	16	8	0	41
	27	304	180	35	19	0	70
	28	173	106	7	9	0	51
	29	312	182	22	24	0	84
	30	295	172	27	26	0	70
	31	167	86	19	10	0	52
	32	182	118	13	5	1	45
	33	224	134	24	14	0	52
	34	149	92	19	11	2	25
	35	247	157	23	14	0	53
	36	174	111	18	9	0	36
	37	230	145	20	11	0	54
	38	132	87	6	6	0	33
	39	123	83	10	11	0	19
	40	183	109	15	10	0	49
	41	145	93	14	8	1	29
	42	137	78	13	8	0	38
GRAND TOTAL:		<u>9,455</u>	<u>5,576</u>	<u>860</u>	<u>677</u>	<u>13</u>	<u>2,329</u>

TOWN OF PENFIELD
TOWN CLERK

LEGISLATIVE DISTRICT OR TOWN	ELECTION DISTRICT	TOTAL VOTERS	CASSIE WILLIAMS	CASSIE WILLIAMS	SCATTER	BLANK AND VOID
			REP	CON		
Penfield						
	1	108	54	22	0	32
	2	248	143	22	0	83
	3	205	109	28	0	68
	4	203	117	37	0	49
	5	261	142	23	0	96
	6	175	106	25	0	44
	7	273	159	39	0	75
	8	219	121	18	0	80
	9	328	193	26	0	109
	10	210	122	20	0	68
	11	164	99	12	0	53
	12	295	195	29	1	70
	13	319	155	34	0	130
	14	275	155	26	0	94
	15	282	169	22	0	91
	16	137	74	11	0	52
	17	232	148	28	0	56
	18	195	123	12	0	60
	19	356	219	22	0	115
	20	267	174	26	1	66
	21	277	152	27	0	98
	22	237	123	18	0	96
	23	307	179	29	0	99
	24	327	206	37	0	84
	25	224	131	20	0	73
	26	154	87	13	0	54
	27	304	191	28	0	85
	28	173	110	11	0	52
	29	312	172	31	0	109
	30	295	177	34	0	84
	31	167	88	13	0	66
	32	182	115	7	1	59
	33	224	136	23	0	65
	34	149	90	13	1	45
	35	247	155	21	0	71
	36	174	112	11	0	51
	37	230	144	19	0	67
	38	132	88	7	0	37
	39	123	88	13	0	22
	40	183	108	14	0	61
	41	145	93	12	1	39
	42	137	81	13	0	43
GRAND TOTAL:		<u>9,455</u>	<u>5,603</u>	<u>896</u>	<u>5</u>	<u>2,951</u>

TOWN OF PENFIELD
TOWN JUSTICE

LEGISLATIVE DISTRICT OR TOWN	ELECTION DISTRICT	TOTAL VOTERS	SIDNEY T. FARBER REP	SIDNEY T. FARBER CON	SCATTER	BLANK AND VOID
Penfield						
	1	108	53	21	0	34
	2	248	138	23	0	87
	3	205	107	29	0	69
	4	203	112	37	0	54
	5	261	132	25	0	104
	6	175	105	24	0	46
	7	273	156	35	0	82
	8	219	117	18	0	84
	9	328	185	28	0	115
	10	210	117	19	0	74
	11	164	89	11	0	64
	12	295	191	28	0	76
	13	319	142	34	0	143
	14	275	155	27	0	93
	15	282	159	22	0	101
	16	137	75	11	0	51
	17	232	149	30	0	53
	18	195	127	13	0	55
	19	356	214	19	0	123
	20	267	171	24	1	71
	21	277	143	28	0	106
	22	237	111	18	0	108
	23	307	171	27	0	109
	24	327	200	35	0	92
	25	224	126	20	0	78
	26	154	84	13	0	57
	27	304	192	29	0	83
	28	173	107	11	0	55
	29	312	173	29	0	110
	30	295	172	38	0	85
	31	167	87	15	0	65
	32	182	113	5	1	63
	33	224	126	19	0	79
	34	149	91	14	0	44
	35	247	155	19	0	73
	36	174	109	11	0	54
	37	230	146	16	0	68
	38	132	86	7	0	39
	39	123	82	13	0	28
	40	183	110	12	0	61
	41	145	89	13	1	42
	42	137	78	12	0	47
GRAND TOTAL:		<u>9,455</u>	<u>5,445</u>	<u>882</u>	<u>3</u>	<u>3,125</u>

TOWN OF PENFIELD
MEMBER OF TOWN COUNCIL
4 YEAR TERM
(VOTE FOR 2)
PART 1 OF 2

LEGISLATIVE DISTRICT OR TOWN	ELECTION DISTRICT	TOTAL VOTERS	MARCIA M. ROCCO REP	DEBBIE DRAWE REP	DAVID C. MENG DEM	RICHARD A. BEEBE DEM
Penfield						
	1	216	33	39	48	35
	2	496	93	104	114	71
	3	410	77	79	79	65
	4	406	98	93	48	41
	5	522	92	84	123	122
	6	350	82	78	52	56
	7	546	103	129	128	81
	8	438	101	95	68	68
	9	656	147	139	124	123
	10	420	82	83	96	69
	11	328	62	68	72	61
	12	590	140	148	120	99
	13	638	125	114	105	112
	14	550	127	127	90	82
	15	564	113	117	124	99
	16	274	51	62	61	50
	17	464	107	114	82	70
	18	390	33	80	105	78
	19	712	144	149	182	138
	20	534	137	138	81	75
	21	554	117	136	114	89
	22	474	89	82	114	113
	23	614	117	122	150	114
	24	654	150	157	118	87
	25	448	115	111	65	62
	26	308	67	64	57	54
	27	608	123	152	142	96
	28	346	83	83	62	52
	29	624	116	119	129	106
	30	590	140	138	90	89
	31	334	66	56	70	66
	32	364	90	87	73	62
	33	448	99	96	90	79
	34	298	75	74	39	40
	35	494	99	110	108	90
	36	348	69	89	75	50
	37	460	134	117	61	64
	38	264	66	65	47	42
	39	246	58	60	44	39
	40	366	85	85	56	62
	41	290	76	73	42	37
	42	274	66	65	46	43
GRAND TOTAL:		18,910	4,047	4,181	3,694	3,131

TOWN OF PENFIELD
MEMBER OF TOWN COUNCIL
4 YEAR TERM
(VOTE FOR 2)
PART 2 OF 2

LEGISLATIVE DISTRICT OR TOWN	ELECTION DISTRICT	TOTAL VOTERS	DAVID C. MENG	RICHARD A. BEEBE	MARCIA M. ROCCO	DEBBIE DRAWE	SCATTER	BLANK AND VOID
			IND	IND	CON	CON		
Penfield	1	216	8	6	16	14	0	17
	2	496	19	9	16	18	0	52
	3	410	16	10	20	25	0	39
	4	406	10	17	29	27	0	43
	5	522	14	12	21	22	0	32
	6	350	5	1	21	20	0	35
	7	546	24	13	20	24	0	24
	8	438	8	13	14	9	0	62
	9	656	13	6	19	19	0	66
	10	420	13	12	16	19	0	30
	11	328	13	7	8	8	0	29
	12	590	12	14	12	13	0	32
	13	638	22	20	19	20	0	101
	14	550	11	13	19	20	0	61
	15	564	22	13	20	17	0	39
	16	274	11	6	7	8	0	18
	17	464	9	6	26	25	0	25
	18	390	13	6	7	8	0	60
	19	712	16	8	18	16	0	41
	20	534	15	11	21	20	0	36
	21	554	9	5	17	18	0	49
	22	474	9	9	11	8	0	39
	23	614	21	16	17	18	0	39
	24	654	22	24	25	23	0	48
	25	448	11	4	16	14	0	50
	26	308	8	4	7	8	0	39
	27	608	22	17	16	18	0	22
	28	346	7	6	9	11	0	33
	29	624	18	14	25	21	0	76
	30	590	17	18	33	25	0	40
	31	334	10	7	11	13	0	35
	32	364	8	8	5	6	0	25
	33	448	9	7	14	14	0	40
	34	298	8	7	8	5	0	42
	35	494	10	5	17	18	0	37
	36	348	13	12	6	7	0	27
	37	460	7	2	19	13	0	43
	38	264	4	7	5	7	0	21
	39	246	4	3	13	12	0	13
	40	366	9	9	8	7	0	45
	41	290	8	6	11	8	0	29
	42	274	4	6	9	10	0	25
GRAND TOTAL:		<u>18,910</u>	<u>512</u>	<u>399</u>	<u>651</u>	<u>636</u>	<u>0</u>	<u>1,659</u>

TOWN OF PENFIELD
MEMBER OF TOWN COUNCIL
2 YEAR TERM

<u>LEGISLATIVE DISTRICT OR TOWN</u>	<u>ELECTION DISTRICT</u>	<u>TOTAL VOTERS</u>	<u>JIM MULLEY REP</u>	<u>JIM MULLEY CON</u>	<u>SCATTER</u>	<u>BLANK AND VOID</u>
Penfield						
	1	108	49	17	0	42
	2	248	125	22	0	101
	3	205	94	26	0	85
	4	203	110	34	0	59
	5	261	124	24	0	113
	6	175	107	19	0	49
	7	273	155	33	0	85
	8	219	111	21	0	87
	9	328	171	29	0	128
	10	210	110	24	0	76
	11	164	82	14	0	68
	12	295	180	28	0	87
	13	319	142	34	0	143
	14	275	153	27	0	95
	15	282	153	24	0	105
	16	137	64	13	0	60
	17	232	144	30	0	58
	18	195	109	12	1	73
	19	356	194	21	0	141
	20	267	161	28	1	77
	21	277	127	28	0	122
	22	237	105	17	0	115
	23	307	154	28	0	125
	24	327	192	36	0	99
	25	224	128	18	0	78
	26	154	82	10	0	62
	27	304	168	26	0	110
	28	173	98	12	0	63
	29	312	164	27	0	121
	30	295	165	42	0	88
	31	167	84	13	0	70
	32	182	110	7	1	64
	33	224	119	22	0	83
	34	149	96	13	0	40
	35	247	147	21	0	79
	36	174	103	10	0	61
	37	230	133	18	0	79
	38	132	80	6	0	46
	39	123	82	14	0	27
	40	183	111	14	0	58
	41	145	82	14	0	49
	42	137	78	14	0	45
GRAND TOTAL:		<u>9,455</u>	<u>5,146</u>	<u>890</u>	<u>3</u>	<u>3,416</u>

TOWN OF PERINTON
SUPERVISOR

<u>LEGISLATIVE DISTRICT OR TOWN</u>	<u>ELECTION DISTRICT</u>	<u>TOTAL VOTERS</u>	JAMES E. SMITH <u>REP</u>	JAMES E. SMITH <u>CON</u>	<u>SCATTER</u>	<u>BLANK AND VOID</u>
Perinton						
	1	259	175	21	0	63
	2	241	166	17	0	58
	3	259	180	14	1	64
	4	203	143	9	0	51
	5	104	67	11	0	26
	6	210	138	16	0	56
	7	265	182	18	0	65
	8	213	146	23	1	43
	9	285	205	30	0	50
	10	212	141	19	0	52
	11	149	91	12	0	46
	12	209	124	16	0	69
	13	183	136	13	0	34
	14	233	152	18	0	63
	15	159	96	19	0	44
	16	183	134	16	0	33
	17	272	159	20	0	93
	18	218	146	25	0	47
	19	188	140	20	0	28
	20	258	183	15	0	60
	21	250	147	27	0	76
	22	166	115	14	0	37
	23	243	169	26	0	48
	24	386	267	31	0	88
	25	184	123	15	0	46
	26	262	181	24	0	57
	27	207	146	18	0	43
	28	178	117	16	0	45
	29	138	99	9	0	30
	30	170	122	14	0	34
	31	245	179	19	0	47
	32	183	124	11	0	48
	33	243	171	18	0	54
	34	251	171	16	0	64
	35	165	117	13	0	35
	36	114	74	10	0	30
	37	209	142	27	0	40
	38	292	192	23	0	77
	39	200	149	24	0	27
	40	149	106	14	0	29
	41	148	104	15	0	29
	42	166	116	13	0	37
	43	321	220	38	1	62
	44	186	125	13	0	48
	45	347	266	29	0	52
	46	108	71	15	0	22

TOWN OF PERINTON
SUPERVISOR

<u>LEGISLATIVE DISTRICT OR TOWN</u>	<u>ELECTION DISTRICT</u>	<u>TOTAL VOTERS</u>	JAMES E. SMITH <u>REP</u>	JAMES E. SMITH <u>CON</u>	<u>SCATTER</u>	<u>BLANK AND VOID</u>
Perinton						
	47	188	128	18	0	42
	48	151	106	13	0	32
	49	190	133	14	0	43
	50	68	33	5	0	30
	51	191	152	16	0	23
	52	196	120	15	0	61
	53	189	103	28	0	58
	54	307	204	30	0	73
	55	219	160	11	0	48
	56	189	132	24	0	33
GRAND TOTAL:		<u>11,702</u>	<u>7,988</u>	<u>1,018</u>	<u>3</u>	<u>2,693</u>

TOWN OF PERINTON
TOWN CLERK

LEGISLATIVE DISTRICT OR TOWN	ELECTION DISTRICT	TOTAL VOTERS	SUSAN C. ROBERTS REP	NORA E. TUTHILL-GLUECK DEM	NORA E. TUTHILL-GLUECK IND	SUSAN C. ROBERTS CON	SCATTER	BLANK AND VOID
Perinton								
	1	259	162	59	4	22	0	12
	2	241	146	61	4	15	0	15
	3	259	161	64	0	15	0	19
	4	203	125	51	5	10	0	12
	5	104	56	26	5	11	0	6
	6	210	120	56	4	12	0	18
	7	265	155	70	5	18	0	17
	8	213	115	50	13	19	0	16
	9	285	190	49	4	27	0	15
	10	212	111	59	2	15	0	25
	11	149	87	42	6	9	0	5
	12	209	101	65	9	13	0	21
	13	183	116	36	4	12	0	15
	14	233	133	58	7	17	0	18
	15	159	86	42	5	17	0	9
	16	183	111	44	7	5	0	16
	17	272	141	89	4	15	0	23
	18	218	132	52	4	19	0	11
	19	188	113	38	8	18	0	11
	20	258	160	68	5	11	0	14
	21	250	129	54	5	25	0	37
	22	166	101	38	3	12	0	12
	23	243	149	57	5	20	0	12
	24	386	245	84	5	19	0	33
	25	184	90	58	4	14	0	18
	26	262	166	55	8	21	0	12
	27	207	135	41	5	16	0	10
	28	178	108	43	5	14	0	8
	29	138	86	29	4	7	0	12
	30	170	108	37	3	12	0	10

TOWN OF PERINTON
TOWN CLERK

LEGISLATIVE DISTRICT OR TOWN	ELECTION DISTRICT	TOTAL VOTERS	SUSAN C. ROBERTS REP	NORA E. TUTHILL-GLUECK DEM	NORA E. TUTHILL-GLUECK IND	SUSAN C. ROBERTS CON	SCATTER	BLANK AND VOID
Perinton								
	31	245	162	43	7	15	0	18
	32	183	107	49	7	7	0	13
	33	243	149	67	3	14	0	10
	34	251	149	62	6	10	0	24
	35	165	102	41	4	11	0	7
	36	114	61	33	1	8	0	11
	37	209	133	46	1	21	0	8
	38	292	172	67	3	19	0	31
	39	200	140	22	5	22	0	11
	40	149	87	40	2	12	0	8
	41	148	97	22	4	16	0	9
	42	166	96	46	5	10	0	9
	43	321	189	70	4	36	0	22
	44	186	109	52	2	12	0	11
	45	347	228	61	6	29	0	23
	46	108	65	23	3	12	0	5
	47	188	116	40	3	15	0	14
	48	151	102	18	1	15	0	15
	49	190	120	46	1	13	0	10
	50	68	23	30	4	4	0	7
	51	191	147	23	2	13	0	6
	52	196	113	42	2	12	0	27
	53	189	91	64	3	24	0	7
	54	307	172	67	5	28	0	35
	55	219	153	43	2	9	0	12
	56	189	128	30	1	20	0	10
GRAND TOTAL:		<u>11,702</u>	<u>7,049</u>	<u>2,722</u>	<u>239</u>	<u>867</u>	<u>0</u>	<u>825</u>

TOWN OF PERINTON
TOWN JUSTICE

<u>LEGISLATIVE DISTRICT OR TOWN</u>	<u>ELECTION DISTRICT</u>	<u>TOTAL VOTERS</u>	MICHAEL H. ARNOLD <u>REP</u>	MICHAEL H. ARNOLD <u>CON</u>	<u>SCATTER</u>	<u>BLANK AND VOID</u>
Perinton						
	1	259	169	22	0	68
	2	241	165	17	0	59
	3	259	168	15	0	76
	4	203	135	9	0	59
	5	104	61	10	0	33
	6	210	126	15	0	69
	7	265	165	17	0	83
	8	213	137	23	1	52
	9	285	201	35	0	49
	10	212	127	18	0	67
	11	149	83	14	0	52
	12	209	117	15	0	77
	13	183	130	14	0	39
	14	233	147	20	0	66
	15	159	96	20	0	43
	16	183	127	16	0	40
	17	272	144	21	0	107
	18	218	143	23	0	52
	19	188	127	22	0	39
	20	258	169	16	0	73
	21	250	136	26	0	88
	22	166	108	15	0	43
	23	243	166	24	0	53
	24	386	261	27	0	98
	25	184	106	17	0	61
	26	262	175	24	0	63
	27	207	140	18	0	49
	28	178	112	15	0	51
	29	138	94	8	0	36
	30	170	110	13	0	47
	31	245	161	21	0	63
	32	183	114	13	0	56
	33	243	163	22	0	58
	34	251	154	17	0	80
	35	165	110	13	0	42
	36	114	73	8	0	33
	37	209	133	25	0	51
	38	292	181	22	0	89
	39	200	145	24	0	31
	40	149	97	15	0	37
	41	148	98	15	0	35
	42	166	109	13	0	44
	43	321	211	38	0	72
	44	186	119	12	0	55
	45	347	244	32	0	71
	46	108	64	14	0	30

TOWN OF PERINTON
TOWN JUSTICE

<u>LEGISLATIVE DISTRICT OR TOWN</u>	<u>ELECTION DISTRICT</u>	<u>TOTAL VOTERS</u>	<u>MICHAEL H. ARNOLD REP</u>	<u>MICHAEL H. ARNOLD CON</u>	<u>SCATTER</u>	<u>BLANK AND VOID</u>
Perinton						
	47	188	123	20	0	45
	48	151	104	13	0	34
	49	190	127	13	0	50
	50	68	33	5	0	30
	51	191	150	18	0	23
	52	196	123	12	0	61
	53	189	102	27	0	60
	54	307	195	29	0	83
	55	219	158	11	0	50
	56	189	128	24	0	37
GRAND TOTAL:		<u>11,702</u>	<u>7,564</u>	<u>1,025</u>	<u>1</u>	<u>3,112</u>

TOWN OF PERINTON
MEMBER OF TOWN COUNCIL
(VOTE FOR 2)
PART 1 OF 2

LEGISLATIVE DISTRICT OR TOWN	ELECTION DISTRICT	TOTAL VOTERS	DAVID C. GLOSSNER REP	PATRICIA S. KNAPP REP	DONNA M. DETTMAN DEM	J. ROBERTO BURGOS DEM
Perinton						
	1	518	151	150	73	68
	2	482	129	141	70	66
	3	518	138	152	81	69
	4	406	111	128	61	54
	5	208	52	58	30	27
	6	420	103	121	66	52
	7	530	147	151	74	70
	8	426	118	119	54	50
	9	570	159	176	67	54
	10	424	99	115	61	53
	11	298	72	75	48	42
	12	418	91	101	69	63
	13	366	108	120	41	32
	14	466	128	133	63	56
	15	318	74	85	50	44
	16	366	107	119	44	36
	17	544	128	138	98	95
	18	436	123	122	62	55
	19	376	104	110	54	41
	20	516	140	156	75	66
	21	500	119	126	59	58
	22	332	84	102	49	33
	23	486	142	153	61	58
	24	772	224	235	109	92
	25	368	93	104	54	46
	26	524	147	166	65	55
	27	414	130	130	45	40
	28	356	94	102	55	43
	29	276	79	81	37	31
	30	340	103	103	37	32
	31	490	147	156	55	44
	32	366	86	103	59	56
	33	486	135	145	77	64
	34	502	142	148	62	53
	35	330	92	103	51	38
	36	228	49	57	44	37
	37	418	111	116	63	56
	38	584	151	164	77	73
	39	400	118	131	34	34
	40	298	81	87	41	34
	41	296	87	95	26	23
	42	332	86	96	53	43
	43	642	167	185	35	78
	44	372	99	98	59	56
	45	694	206	222	73	63

TOWN OF PERINTON
MEMBER OF TOWN COUNCIL
(VOTE FOR 2)
PART 1 OF 2

<u>LEGISLATIVE DISTRICT OR TOWN</u>	<u>ELECTION DISTRICT</u>	<u>TOTAL VOTERS</u>	<u>DAVID C. GLOSSNER REP</u>	<u>PATRICIA S. KNAPP REP</u>	<u>DONNA M. DETTMAN DEM</u>	<u>J. ROBERTO BURGOS DEM</u>
Perinton						
	46	216	54	63	32	23
	47	376	107	108	47	49
	48	302	93	102	26	25
	49	380	106	115	55	49
	50	136	19	19	31	29
	51	382	139	145	22	18
	52	392	99	107	53	48
	53	378	85	92	71	55
	54	614	159	164	83	71
	55	438	142	156	54	40
	56	378	122	130	34	29
GRAND TOTAL:		23,404	6,379	6,879	3,129	2,769

TOWN OF PERINTON
MEMBER OF TOWN COUNCIL
(VOTE FOR 2)
PART 2 OF 2

<u>LEGISLATIVE DISTRICT OR TOWN</u>	<u>ELECTION DISTRICT</u>	<u>TOTAL VOTERS</u>	<u>DONNA M. DETTMAN</u> IND	<u>J. ROBERTO BURGOS</u> IND	<u>DAVID C. GLOSSNER</u> CON	<u>PATRICIA S. KNAPP</u> CON	<u>J. ROBERTO BURGOS</u> WOR	<u>SCATTER</u>	<u>BLANK AND VOID</u>
Perinton	1	518	4	3	20	20	1	0	28
	2	482	6	3	14	17	2	0	34
	3	518	5	2	14	17	1	0	39
	4	406	5	4	9	9	0	0	25
	5	208	3	0	13	9	2	0	14
	6	420	6	3	13	12	2	0	42
	7	530	9	4	12	16	2	0	45
	8	426	7	5	18	20	1	0	34
	9	570	10	5	28	29	4	0	38
	10	424	3	2	17	16	1	0	57
	11	298	8	4	12	13	4	0	20
	12	418	9	5	13	15	3	0	49
	13	366	1	0	14	14	1	0	35
	14	466	4	2	19	18	4	0	39
	15	318	4	1	15	17	4	0	24
	16	366	4	2	15	13	3	0	23
	17	544	6	3	10	11	6	0	49
	18	436	1	2	18	21	1	0	31
	19	376	9	5	16	17	2	0	18
	20	516	9	6	15	14	2	0	33
	21	500	9	7	23	25	6	0	68
	22	332	5	2	16	13	2	0	26
	23	486	11	4	7	14	1	0	35
	24	772	7	7	19	24	0	0	55
	25	368	4	4	13	15	5	0	30
	26	524	8	7	21	21	3	0	31
	27	414	8	11	15	13	2	0	20
	28	356	5	3	12	14	3	0	25
	29	276	6	6	8	8	4	0	16
	30	340	6	5	9	13	2	0	30

TOWN OF PERINTON
MEMBER OF TOWN COUNCIL
(VOTE FOR 2)
PART 2 OF 2

LEGISLATIVE DISTRICT OR TOWN	ELECTION DISTRICT	TOTAL VOTERS	DONNA M. DETTMAN IND	J. ROBERTO BURGOS IND	DAVID C. GLOSSNER CON	PATRICIA S. KNAPP CON	J. ROBERTO BURGOS WOR	SCATTER	BLANK AND VOID
Perinton	31	490	8	7	14	17	0	0	42
	32	366	10	7	8	9	0	0	28
	33	486	6	4	13	14	2	0	26
	34	502	9	11	10	11	4	0	52
	35	330	3	4	11	12	2	0	14
	36	228	1	2	8	10	4	0	16
	37	418	3	1	20	20	3	0	25
	38	584	8	7	18	19	3	0	64
	39	400	4	4	21	20	4	0	30
	40	298	2	4	15	15	1	0	18
	41	296	2	3	16	15	0	0	29
	42	332	2	0	12	12	1	0	27
	43	642	10	7	26	28	3	0	103
	44	372	4	4	9	11	5	0	27
	45	694	10	6	32	31	2	0	49
	46	216	2	2	14	12	1	0	13
	47	376	3	4	15	14	5	0	24
	48	302	5	2	13	16	0	0	20
	49	380	5	2	12	12	2	0	22
	50	136	6	6	2	3	4	0	17
	51	382	4	5	15	16	0	0	18
	52	392	2	0	13	14	4	0	52
	53	378	6	3	22	26	3	0	15
	54	614	6	6	23	30	2	0	70
	55	438	1	2	9	10	0	0	24
	56	378	3	2	18	18	2	0	20
GRAND TOTAL:		<u>23,404</u>	<u>307</u>	<u>222</u>	<u>837</u>	<u>893</u>	<u>131</u>	<u>0</u>	<u>1,858</u>

TOWN OF PITTSFORD
SUPERVISOR

LEGISLATIVE DISTRICT OR TOWN	ELECTION DISTRICT	TOTAL VOTERS	WILLIAM A. CARPENTER	EUGENE F. SALTZBERG	EUGENE F. SALTZBERG	WILLIAM A. CARPENTER	EUGENE F. SALTZBERG	SCATTER	BLANK AND VOID
			REP	DEM	IND	CON	WOR		
Pittsford									
	1	245	135	73	7	13	11	0	6
	2	269	138	94	9	16	4	0	8
	3	416	284	83	9	19	2	0	19
	4	266	169	64	6	15	2	0	10
	5	198	102	72	1	13	3	0	7
	6	183	97	55	3	9	2	0	17
	7	135	82	32	6	7	0	0	8
	8	273	185	47	4	19	1	0	17
	9	278	164	81	2	16	3	0	12
	10	153	86	47	4	7	4	0	5
	11	243	151	52	1	18	4	0	17
	12	197	115	57	7	7	1	0	10
	13	205	121	58	8	11	1	0	6
	14	334	220	79	2	16	3	0	14
	15	133	59	47	4	9	5	0	9
	16	202	105	63	7	13	1	0	13
	17	257	131	93	4	15	2	0	12
	18	217	122	68	3	9	1	0	14
	19	195	112	49	5	16	4	0	9
	20	264	142	86	2	12	4	0	18
	21	244	138	86	1	10	2	0	7
	22	284	156	90	8	17	2	0	11
	23	238	142	55	6	18	1	0	16
	24	265	177	70	4	9	1	0	4
	25	285	159	92	5	13	3	0	13
	26	261	145	80	11	15	5	0	5
	27	192	102	61	4	16	4	0	5
	28	198	111	60	4	9	3	0	11
	29	242	161	58	3	8	3	0	9
	30	203	119	63	6	4	2	0	9

TOWN OF PITTSFORD
SUPERVISOR

LEGISLATIVE DISTRICT OR TOWN	ELECTION DISTRICT	TOTAL VOTERS	WILLIAM A. CARPENTER REP	EUGENE F. SALTZBERG DEM	EUGENE F. SALTZBERG IND	WILLIAM A. CARPENTER CON	EUGENE F. SALTZBERG WOR	SCATTER	BLANK AND VOID
Pittsford	31	224	137	67	3	10	0	0	7
	32	281	166	75	7	16	3	0	14
	33	217	153	43	4	10	4	0	3
	34	133	67	50	3	9	0	0	4
GRAND TOTAL:		7,930	4,653	2,250	163	424	91	0	349

TOWN OF PITTSFORD
TOWN JUSTICE

LEGISLATIVE DISTRICT OR TOWN	ELECTION DISTRICT	TOTAL VOTERS	F. ROBERT MICHEL	F. ROBERT MICHEL	SCATTER	BLANK AND VOID
			REP	CON		
Pittsford						
	1	245	147	17	0	81
	2	269	135	19	0	115
	3	416	266	23	0	127
	4	266	166	21	0	79
	5	198	107	16	0	75
	6	183	73	11	0	99
	7	135	78	8	0	49
	8	273	190	22	0	61
	9	278	163	18	0	97
	10	153	99	8	0	46
	11	243	137	20	1	85
	12	197	105	11	0	81
	13	205	123	19	0	63
	14	334	208	23	0	103
	15	133	71	11	1	50
	16	202	120	13	0	69
	17	257	150	17	0	90
	18	217	125	10	1	81
	19	195	106	22	0	67
	20	264	158	16	0	90
	21	244	136	12	0	96
	22	284	166	20	0	98
	23	238	129	28	0	81
	24	265	178	13	0	74
	25	285	167	15	0	103
	26	261	166	29	0	66
	27	192	109	20	0	63
	28	198	113	13	0	72
	29	242	153	12	0	77
	30	203	127	11	0	65
	31	224	145	12	0	67
	32	281	156	20	0	105
	33	217	154	14	0	49
	34	133	76	12	0	45
GRAND TOTAL:		<u>7,930</u>	<u>4,702</u>	<u>556</u>	<u>3</u>	<u>2,669</u>

TOWN OF PITTSFORD
MEMBER OF TOWN COUNCIL
(VOTE FOR 2)

LEGISLATIVE DISTRICT OR TOWN	ELECTION DISTRICT	TOTAL VOTERS	SANDRA F. ZUTES	JOHN E. BERNACKI, JR.	LEE F. FOX	NEIL J. DORAN	SANDRA F. ZUTES	JOHN E. BERNACKI, JR.	NEIL J. DORAN	SCATTER	BLANK AND VOID
			REP	REP	DEM	DEM	CON	CON	WOR		
Pittsford											
	1	490	119	108	91	86	13	15	11	0	47
	2	538	117	119	116	104	14	13	7	0	48
	3	832	260	228	111	110	17	18	7	0	81
	4	532	142	145	88	84	16	14	3	0	40
	5	396	92	82	84	82	13	11	7	0	25
	6	366	66	61	72	77	8	7	1	0	74
	7	270	66	62	45	45	10	8	3	0	31
	8	546	168	154	69	72	20	15	3	0	45
	9	556	160	146	86	89	13	13	4	0	45
	10	306	83	81	46	46	9	8	4	0	29
	11	486	119	114	63	70	21	21	7	0	71
	12	394	96	90	80	77	8	8	5	0	30
	13	410	105	103	80	74	13	13	2	0	20
	14	668	189	162	93	112	18	18	5	0	71
	15	266	61	52	46	53	8	7	5	0	34
	16	404	102	99	62	63	13	15	3	0	47
	17	514	116	110	101	105	16	17	2	0	47
	18	434	110	103	71	86	8	8	1	0	47
	19	390	103	95	58	59	16	18	4	0	37
	20	528	127	127	104	97	15	13	5	0	40
	21	488	119	107	106	101	11	9	3	0	32
	22	568	133	126	103	109	21	17	3	0	56
	23	476	120	110	67	71	20	20	2	0	66
	24	530	163	158	87	69	9	8	0	0	36
	25	570	154	142	99	95	13	13	2	0	52
	26	522	137	129	95	86	20	18	8	0	29
	27	384	94	92	73	67	16	16	3	0	23
	28	396	91	86	71	67	11	9	8	0	53
	29	484	136	127	76	80	10	8	9	0	38
	30	406	95	85	82	80	7	3	6	0	48

TOWN OF PITTSFORD
MEMBER OF TOWN COUNCIL
(VOTE FOR 2)

LEGISLATIVE DISTRICT OR TOWN	ELECTION DISTRICT	TOTAL VOTERS	SANDRA F. ZUTES	JOHN E. BERNACKI, JR.	LEE F. FOX	NEIL J. DORAN	SANDRA F. ZUTES	JOHN E. BERNACKI, JR.	NEIL J. DORAN	SCATTER	BLANK AND VOID
			REP	REP	DEM	DEM	CON	CON	WOR		
Pittsford											
	31	448	103	110	93	84	8	9	1	0	40
	32	562	129	141	100	91	15	18	3	0	65
	33	434	133	131	62	59	10	9	3	0	27
	34	266	67	64	46	44	9	9	0	0	27
GRAND TOTAL:		15,860	4,075	3,849	2,726	2,694	449	426	140	0	1,501

TOWN OF RIGA
SUPERVISOR

LEGISLATIVE DISTRICT OR TOWN	ELECTION DISTRICT	TOTAL VOTERS	TIMOTHY W. ROWE REP	PAMELA A. MOORE IND/KEY	TIMOTHY W. ROWE CON	PAMELA A. MOORE WOR	SCATTER	BLANK AND VOID
Riga	1	440	156	148	84	40	0	12
	2	392	108	184	57	35	0	8
	3	312	94	137	37	36	0	8
	4	385	137	154	51	33	0	10
	5	345	104	142	57	26	0	16
	6	338	81	178	26	46	0	7
GRAND TOTAL:		<u>2,212</u>	<u>680</u>	<u>943</u>	<u>312</u>	<u>216</u>	<u>0</u>	<u>61</u>

TOWN OF RIGA
TOWN CLERK

<u>LEGISLATIVE DISTRICT OR TOWN</u>	<u>ELECTION DISTRICT</u>	<u>TOTAL VOTERS</u>	<u>KIMBERLY A. PAPE REP</u>	<u>KIMBERLY A. PAPE IND</u>	<u>KIMBERLY A. PAPE CON</u>	<u>SCATTER</u>	<u>BLANK AND VOID</u>
Riga	1	440	172	79	79	0	110
	2	392	145	85	58	0	104
	3	312	117	66	38	0	91
	4	385	148	69	55	0	113
	5	345	129	61	59	0	96
	6	338	110	83	41	0	104
GRAND TOTAL:		<u>2,212</u>	<u>821</u>	<u>443</u>	<u>330</u>	<u>0</u>	<u>618</u>

TOWN OF RIGA
TOWN JUSTICE

LEGISLATIVE DISTRICT OR TOWN	ELECTION DISTRICT	TOTAL VOTERS	JOSEPH J. STEINWACHS	JOSEPH J. STEINWACHS	SCATTER	BLANK AND VOID
			REP	CON		
Riga	1	440	181	93	1	165
	2	392	160	62	2	168
	3	312	143	47	0	122
	4	385	155	61	0	169
	5	345	142	76	0	127
	6	338	118	47	0	173
GRAND TOTAL:		<u>2,212</u>	<u>899</u>	<u>386</u>	<u>3</u>	<u>924</u>

TOWN OF RIGA
MEMBER OF TOWN COUNCIL
(VOTE FOR 2)
PART 1 OF 2

<u>LEGISLATIVE DISTRICT OR TOWN</u>	<u>ELECTION DISTRICT</u>	<u>TOTAL VOTERS</u>	<u>KENNETH J. KUTER REP</u>	<u>JAMES M. FODGE REP</u>	<u>KENNETH J. KUTER IND/KEY</u>	<u>JAMES M. FODGE IND/KEY</u>
Riga	1	880	103	101	113	103
	2	784	113	107	120	117
	3	624	88	79	98	89
	4	770	99	93	123	117
	5	690	92	78	105	107
	6	676	81	80	132	137
GRAND TOTAL:		<u>4,424</u>	<u>576</u>	<u>538</u>	<u>691</u>	<u>670</u>

TOWN OF RIGA
MEMBER OF TOWN COUNCIL
(VOTE FOR 2)
PART 2 OF 2

LEGISLATIVE DISTRICT OR TOWN	ELECTION DISTRICT	TOTAL VOTERS	PETER C. NEIDRAUER	PETER M. BRUNDAGE	KENNETH J. KUTER	JAMES M. FODGE	SCATTER	BLANK AND VOID
			CON	CON	WOR	WOR		
Riga	1	880	164	159	31	35	0	71
	2	784	106	124	29	29	0	39
	3	624	77	86	30	31	0	46
	4	770	110	115	29	27	0	57
	5	690	103	111	25	24	0	45
	6	676	63	67	43	43	0	30
GRAND TOTAL:		4,424	623	662	187	189	0	288

TOWN OF RIGA
SUPERINTENDENT OF HIGHWAYS

<u>LEGISLATIVE DISTRICT OR TOWN</u>	<u>ELECTION DISTRICT</u>	<u>TOTAL VOTERS</u>	<u>THOMAS P. KLAFEHN REP</u>	<u>THOMAS P. KLAFEHN CON</u>	<u>SCATTER</u>	<u>BLANK AND VOID</u>
Riga	1	440	191	107	0	142
	2	392	172	81	0	139
	3	312	127	58	0	127
	4	385	161	73	0	151
	5	345	138	83	0	124
	6	338	125	54	0	159
GRAND TOTAL:		<u>2,212</u>	<u>914</u>	<u>456</u>	<u>0</u>	<u>842</u>

TOWN OF RUSH
SUPERVISOR

<u>LEGISLATIVE DISTRICT OR TOWN</u>	<u>ELECTION DISTRICT</u>	<u>TOTAL VOTERS</u>	WILLIAM R. UDICIOUS <u>REP</u>	<u>SCATTER</u>	<u>BLANK AND VOID</u>
Rush					
	1	324	224	2	98
	2	259	166	1	92
	3	345	225	0	120
	4	291	181	0	110
GRAND TOTAL:		<u>1,219</u>	<u>796</u>	<u>3</u>	<u>420</u>

TOWN OF RUSH
MEMBER OF TOWN COUNCIL
(VOTE FOR 2)

LEGISLATIVE DISTRICT OR TOWN	ELECTION DISTRICT	TOTAL VOTERS	GERARD A. TALLO REP	DONALD F. KNAB, JR. REP	LISA A. SLUBERSKI DEM	LISA A. SLUBERSKI IBP	SCATTER	BLANK AND VOID
Rush	1	648	160	186	180	9	0	113
	2	518	143	130	143	10	0	92
	3	690	184	174	197	12	0	123
	4	582	136	173	154	14	0	105
GRAND TOTAL:		2,438	623	663	674	45	0	433

TOWN OF SWEDEN
SUPERVISOR

<u>LEGISLATIVE DISTRICT OR TOWN</u>	<u>ELECTION DISTRICT</u>	<u>TOTAL VOTERS</u>	<u>NAT O. LESTER III REP</u>	<u>NAT O. LESTER III CON</u>	<u>SCATTER</u>	<u>BLANK AND VOID</u>
Sweden						
	1	211	129	12	0	70
	2	122	77	11	2	32
	3	261	168	15	1	77
	4	286	173	22	0	91
	5	85	46	8	0	31
	6	217	135	26	0	56
	7	277	169	34	0	74
	8	164	103	16	0	45
	9	151	79	19	0	53
	10	315	178	25	3	109
	11	76	36	9	0	31
	12	201	114	24	1	62
GRAND TOTAL:		<u>2,366</u>	<u>1,407</u>	<u>221</u>	<u>7</u>	<u>731</u>

TOWN OF SWEDEN
TOWN CLERK

LEGISLATIVE DISTRICT OR TOWN	ELECTION DISTRICT	TOTAL VOTERS	KAREN M. SWEETING	KAREN M. SWEETING	SCATTER	BLANK AND VOID
			REP	CON		
Sweden						
	1	211	127	13	0	71
	2	122	79	10	1	32
	3	261	162	15	0	84
	4	286	187	26	0	73
	5	85	46	7	0	32
	6	217	130	28	0	59
	7	277	164	35	0	78
	8	164	103	17	0	44
	9	151	87	19	0	45
	10	315	192	31	2	90
	11	76	38	6	0	32
	12	201	125	26	0	50
GRAND TOTAL:		<u>2,366</u>	<u>1,440</u>	<u>233</u>	<u>3</u>	<u>690</u>

TOWN OF SWEDEN
TOWN JUSTICE

LEGISLATIVE DISTRICT OR TOWN	ELECTION DISTRICT	TOTAL VOTERS	WILLIAM J. CODY REP	JAMES B. COATES DEM	WILLIAM J. CODY CON	JAMES B. COATES SJ	SCATTER	BLANK AND VOID
Sweden								
	1	211	105	69	9	6	0	22
	2	122	66	38	10	1	0	7
	3	261	136	85	10	9	0	21
	4	286	150	98	19	2	0	17
	5	85	43	32	7	0	0	3
	6	217	119	62	21	0	0	15
	7	277	125	104	26	3	0	19
	8	164	89	44	11	4	0	16
	9	151	70	52	14	2	0	13
	10	315	147	121	21	7	0	19
	11	76	34	19	6	2	0	15
	12	201	96	59	25	6	0	15
GRAND TOTAL:		<u>2,366</u>	<u>1,180</u>	<u>783</u>	<u>179</u>	<u>42</u>	<u>0</u>	<u>182</u>

TOWN OF SWEDEN
MEMBER OF TOWN COUNCIL
(VOTE FOR 2)

LEGISLATIVE DISTRICT OR TOWN	ELECTION DISTRICT	TOTAL VOTERS	ROBERT A. CARGES	DANIELLE L. WINDUS-COOK	GEORGE F. LLOYD	ROBERT A. CARGES	DANIELLE L. WINDUS-COOK	GEORGE F. LLOYD	SCATTER	BLANK AND VOID
			REP	REP	DEM	CON	CON	SJ		
Sweden										
	1	422	110	108	69	5	15	4	0	111
	2	244	66	71	42	9	9	0	1	46
	3	522	141	165	76	13	14	8	0	105
	4	572	146	160	110	22	25	4	0	105
	5	170	46	48	30	6	7	2	0	31
	6	434	115	120	76	20	29	2	0	72
	7	554	138	156	97	29	31	3	1	99
	8	328	88	102	58	11	12	4	0	53
	9	302	75	81	48	16	16	4	0	62
	10	630	151	168	134	22	22	5	1	127
	11	152	31	33	23	7	8	4	0	46
	12	402	101	120	62	20	25	3	0	71
GRAND TOTAL:		<u>4,732</u>	<u>1,208</u>	<u>1,332</u>	<u>825</u>	<u>180</u>	<u>213</u>	<u>43</u>	<u>3</u>	<u>928</u>

TOWN OF SWEDEN
RECEIVER OF TAXES
2 YEAR TERM

<u>LEGISLATIVE DISTRICT OR TOWN</u>	<u>ELECTION DISTRICT</u>	<u>TOTAL VOTERS</u>	KATHLEEN S. ROBERTS <u>REP</u>	KATHLEEN S. ROBERTS <u>CON</u>	<u>SCATTER</u>	<u>BLANK AND VOID</u>
Sweden						
	1	211	125	16	0	70
	2	122	84	11	1	26
	3	261	162	20	0	79
	4	286	172	28	0	86
	5	85	49	6	0	30
	6	217	131	27	0	59
	7	277	165	33	0	79
	8	164	101	20	0	43
	9	151	85	20	0	46
	10	315	190	24	2	99
	11	76	37	10	0	29
	12	201	121	24	0	56
GRAND TOTAL:		2,366	1,422	239	3	702

TOWN OF WEBSTER
SUPERVISOR

LEGISLATIVE DISTRICT OR TOWN	ELECTION DISTRICT	TOTAL VOTERS	RONALD W. NESBITT	WILLIAM C. SAUCKE	RONALD W. NESBITT	WILLIAM C. SAUCKE	SCATTER	BLANK AND VOID
			REP	DEM	IND	CON		
Webster								
	1	321	127	147	11	18	0	18
	2	235	96	95	13	15	0	16
	3	276	125	107	7	17	0	20
	4	163	45	85	11	13	0	9
	5	286	113	109	17	18	0	29
	6	235	129	69	12	6	0	19
	7	322	141	141	13	16	1	10
	8	255	122	99	10	14	1	9
	9	342	192	85	21	11	0	33
	10	353	199	96	19	22	0	17
	11	191	73	78	10	16	0	14
	12	332	170	110	13	28	0	11
	13	274	136	103	10	13	0	12
	14	251	93	116	8	13	3	18
	15	184	82	69	6	15	0	12
	16	216	105	84	7	10	0	10
	17	198	102	59	16	13	0	8
	18	199	105	67	7	7	0	13
	19	357	196	105	16	17	0	23
	20	273	130	95	16	14	0	18
	21	297	155	90	15	18	0	19
	22	305	161	101	14	16	0	13
	23	253	128	85	11	9	0	20
	24	493	250	165	17	31	0	30
	25	240	94	93	8	13	0	32
	26	205	108	54	12	11	0	20
	27	210	113	69	7	8	0	13
	28	206	89	82	7	13	0	15
	29	221	113	72	15	12	0	9
	30	177	67	64	6	7	0	33
	31	259	120	84	13	8	0	34
	32	262	128	85	15	10	0	24
	33	293	146	107	10	12	0	18
	34	141	73	46	4	7	0	11
	35	157	81	59	8	4	0	5
	36	245	137	69	11	15	1	12
	37	308	162	108	15	8	1	14
	38	341	155	136	16	11	0	23
	39	248	142	82	7	5	0	12
	40	372	174	134	13	14	0	37
	41	244	117	74	18	16	0	19
	42	245	108	93	10	16	0	18
	43	175	83	56	15	9	0	12
GRAND TOTAL:		<u>11,160</u>	<u>5,385</u>	<u>3,927</u>	<u>510</u>	<u>569</u>	<u>7</u>	<u>762</u>

TOWN OF WEBSTER
TOWN JUSTICE

LEGISLATIVE DISTRICT OR TOWN	ELECTION DISTRICT	TOTAL VOTERS	THOMAS J. DISALVO REP	THOMAS J. DISALVO CON	SCATTER	BLANK AND VOID
Webster	1	321	163	26	0	132
	2	235	109	20	0	106
	3	276	154	27	0	95
	4	163	73	17	0	73
	5	286	146	33	0	107
	6	235	149	15	0	71
	7	322	167	35	0	120
	8	255	148	31	0	76
	9	342	211	30	0	101
	10	353	224	33	0	96
	11	191	108	18	0	65
	12	332	205	36	0	91
	13	274	162	24	0	88
	14	251	126	19	0	106
	15	184	96	27	0	61
	16	216	130	16	0	70
	17	198	132	19	0	47
	18	199	101	21	0	77
	19	357	220	35	0	102
	20	273	155	27	0	91
	21	297	183	28	0	86
	22	305	175	21	0	109
	23	253	155	21	0	77
	24	493	282	53	0	158
	25	240	127	28	0	85
	26	205	123	17	1	64
	27	210	123	24	0	63
	28	206	122	25	0	59
	29	221	129	24	0	68
	30	177	78	12	0	87
	31	259	143	22	0	94
	32	262	144	26	0	92
	33	293	174	27	1	91
	34	141	83	13	0	45
	35	157	93	16	0	48
	36	245	163	30	0	52
	37	308	180	26	0	102
	38	341	173	29	1	138
	39	248	157	14	0	77
	40	372	204	24	0	144
	41	244	139	36	0	69
	42	245	132	24	0	89
	43	175	106	11	0	58
GRAND TOTAL:		11,160	6,367	1,060	3	3,730

TOWN OF WEBSTER
MEMBER OF TOWN COUNCIL
(VOTE FOR 2)

LEGISLATIVE DISTRICT OR TOWN	ELECTION DISTRICT	TOTAL VOTERS	RONALD J. NOTHNAGLE	BILL RAMPE	ALEXANDER H. SIENKIEWICZ	HEDWIG M. WILLIAMS	RONALD J. NOTHNAGLE	BILL RAMPE	ALEXANDER H. SIENKIEWICZ	SCATTER	BLANK AND VOID
			REP	REP	DEM	DEM	IND	IND	CON		
Webster	1	642	126	136	145	137	13	10	17	0	58
	2	470	93	89	99	99	11	12	17	0	50
	3	552	120	122	119	105	11	10	16	0	49
	4	326	47	56	84	76	10	13	12	0	28
	5	572	99	116	125	110	14	16	16	0	76
	6	470	114	110	88	82	9	13	9	0	45
	7	644	116	129	154	134	18	17	22	0	54
	8	510	109	122	102	91	12	13	15	1	45
	9	684	170	192	107	84	19	16	16	0	80
	10	706	189	196	104	97	16	19	24	1	60
	11	382	77	72	81	83	7	8	11	0	43
	12	664	168	165	114	110	14	17	24	0	52
	13	548	122	132	100	98	10	10	13	0	63
	14	502	97	105	115	107	13	17	11	0	37
	15	368	70	73	79	74	8	10	19	0	35
	16	432	94	105	89	75	13	10	12	0	34
	17	396	99	101	59	64	11	15	13	0	34
	18	398	87	93	77	73	9	9	7	0	43
	19	714	186	201	113	123	9	18	13	0	51
	20	546	122	134	100	94	17	20	20	0	39
	21	594	128	142	114	107	16	19	17	0	51
	22	610	129	145	126	108	13	16	14	0	59
	23	506	122	123	84	84	9	14	13	0	57
	24	986	234	230	184	183	22	13	29	0	91
	25	480	98	91	101	98	11	4	14	0	63
	26	410	99	100	62	64	9	8	11	0	57
	27	420	94	112	79	68	9	8	12	0	38

TOWN OF WEBSTER
MEMBER OF TOWN COUNCIL
(VOTE FOR 2)

LEGISLATIVE DISTRICT OR TOWN	ELECTION DISTRICT	TOTAL VOTERS	RONALD J. NOTHNAGLE	BILL RAMPE	ALEXANDER H. SIENKIEWICZ	HEDWIG M. WILLIAMS	RONALD J. NOTHNAGLE	BILL RAMPE	ALEXANDER H. SIENKIEWICZ	SCATTER	BLANK AND VOID
			REP	REP	DEM	DEM	IND	IND	CON		
Webster											
	28	412	88	90	85	84	9	9	13	0	34
	29	442	105	108	85	76	11	11	10	0	36
	30	354	64	71	69	67	3	5	10	0	65
	31	518	117	128	86	64	10	12	8	0	93
	32	524	123	131	95	83	11	14	17	0	50
	33	586	150	141	111	102	7	11	16	0	48
	34	282	65	76	47	49	4	5	7	0	29
	35	314	78	78	56	56	10	9	6	0	21
	36	490	138	133	70	70	8	16	13	0	42
	37	616	149	155	122	104	11	12	12	0	51
	38	682	149	135	138	138	18	19	14	0	71
	39	496	129	134	98	85	10	9	2	0	29
	40	744	165	162	142	137	14	14	15	0	95
	41	488	114	127	80	75	14	19	17	0	42
	42	490	113	14	92	28	11	0	9	0	223
	43	350	83	86	57	57	15	10	11	0	31
GRAND TOTAL:		<u>22,320</u>	<u>5,039</u>	<u>5,161</u>	<u>4,237</u>	<u>3,903</u>	<u>499</u>	<u>530</u>	<u>597</u>	<u>2</u>	<u>2,352</u>

TOWN OF WHEATLAND
SUPERVISOR

LEGISLATIVE DISTRICT OR TOWN	ELECTION DISTRICT	TOTAL VOTERS	LINDA M. DOBSON REP	LINDA M. DOBSON IND	LINDA M. DOBSON CON	SCATTER	BLANK AND VOID
Wheatland	1	217	115	26	18	0	58
	2	233	122	29	15	0	67
	3	221	121	24	18	0	58
	4	181	98	17	20	0	46
	5	207	122	19	22	0	44
GRAND TOTAL:		<u>1,059</u>	<u>578</u>	<u>115</u>	<u>93</u>	<u>0</u>	<u>273</u>

TOWN OF WHEATLAND
TOWN JUSTICE

<u>LEGISLATIVE DISTRICT OR TOWN</u>	<u>ELECTION DISTRICT</u>	<u>TOTAL VOTERS</u>	<u>TIMOTHY HALLOCK REP</u>	<u>TIMOTHY HALLOCK CON</u>	<u>SCATTER</u>	<u>BLANK AND VOID</u>
Wheatland						
	1	217	136	30	0	51
	2	233	135	23	0	75
	3	221	141	23	0	57
	4	181	110	25	0	46
	5	207	131	31	0	45
GRAND TOTAL:		<u>1,059</u>	<u>653</u>	<u>132</u>	<u>0</u>	<u>274</u>

TOWN OF WHEATLAND
MEMBER OF TOWN COUNCIL
(VOTE FOR 2)

LEGISLATIVE DISTRICT OR TOWN	ELECTION DISTRICT	TOTAL VOTERS	HENRY W. WILLIAMS, JR. REP	EDWARD SHERO REP	EDWARD SHERO IND	HENRY W. WILLIAMS, JR. CON	EDWARD SHERO CON	SCATTER	BLANK AND VOID
Wheatland	1	434	123	108	20	28	16	0	139
	2	466	116	117	27	30	20	0	156
	3	442	126	110	18	25	18	0	145
	4	362	97	97	13	24	22	0	109
	5	414	122	114	15	28	23	0	112
GRAND TOTAL:		2,118	584	546	93	135	99	0	661

TOWN OF WHEATLAND
SUPERINTENDENT OF HIGHWAYS

LEGISLATIVE DISTRICT OR TOWN	ELECTION DISTRICT	TOTAL VOTERS	HOWARD C. HAZELTON REP	HOWARD C. HAZELTON CON	SCATTER	BLANK AND VOID
Wheatland	1	217	124	27	0	66
	2	233	137	25	0	71
	3	221	131	21	0	69
	4	181	106	25	0	50
	5	207	130	28	0	49
GRAND TOTAL:		<u>1,059</u>	<u>628</u>	<u>126</u>	<u>0</u>	<u>305</u>

VILLAGE OF FAIRPORT
VILLAGE TRUSTEE
1 YEAR TERM

LEGISLATIVE DISTRICT OR TOWN	ELECTION DISTRICT	TOTAL VOTERS	KENNETH G. ROHR REP	DANIEL J. SULLIVAN DEM	DANIEL J. SULLIVAN IND	KENNETH G. ROHR FV	SCATTER	BLANK AND VOID
Perinton								
	4	203	119	58	5	7	0	14
	5	104	57	30	7	2	0	8
	6	210	107	77	8	5	0	13
	7	265	130	99	13	4	0	19
	14	233	130	71	7	8	0	17
	25	184	83	73	8	5	0	15
	38	292	172	69	6	27	0	18
GRAND TOTAL:		<u>1,491</u>	<u>798</u>	<u>477</u>	<u>54</u>	<u>58</u>	<u>0</u>	<u>104</u>

PROPOSAL NUMBER ONE
AN AMENDMENT
REGARDING SUBMISSION OF THE BUDGET TO THE LEGISLATURE BY THE GOVERNOR
SUMMARY

LEGISLATIVE DISTRICT OR TOWN	TOTAL VOTERS	YES	NO	BLANK AND VOID
Leg. Dist. 06	1,639	339	666	634
Leg. Dist. 07	819	152	318	349
Leg. Dist. 21	5,434	1,028	1,603	2,803
Leg. Dist. 22	2,504	255	213	2,036
Leg. Dist. 23	6,180	1,349	2,567	2,264
Leg. Dist. 24	3,707	866	1,320	1,521
Leg. Dist. 25	3,523	569	607	2,347
Leg. Dist. 26	2,900	543	1,081	1,276
Leg. Dist. 27	5,249	918	1,091	3,240
Leg. Dist. 28	3,255	507	900	1,848
Leg. Dist. 29	3,876	608	832	2,436
CITY	39,086	7,134	11,198	20,754
Brighton	10,509	2,411	5,098	3,000
Chili	6,743	1,251	3,802	1,690
Clarkson	1,543	265	792	486
East Rochester	1,649	286	665	698
Gates	7,246	1,265	3,205	2,776
Greece	19,817	3,324	11,374	5,119
Hamlin	2,132	409	1,180	543
Henrietta	6,699	1,241	3,873	1,585
Irondequoit	15,926	3,074	8,024	4,828
Mendon	3,349	593	1,744	1,012
Ogden	4,448	783	2,596	1,069
Parma	2,933	513	1,809	611
Penfield	9,455	1,836	5,269	2,350
Perinton	11,702	2,248	7,227	2,227
Pittsford	7,930	1,632	4,737	1,561
Riga	2,212	301	1,036	875
Rush	1,219	199	729	291
Sweden	2,366	443	1,301	622
Webster	11,160	2,102	6,317	2,741
Wheatland	1,059	193	668	198
TOWNS	130,097	24,369	71,446	34,282
GRAND TOTAL:	<u>169,183</u>	<u>31,503</u>	<u>82,644</u>	<u>55,036</u>

PROPOSAL NUMBER ONE
AN AMENDMENT
REGARDING SUBMISSION OF THE BUDGET TO THE LEGISLATURE BY THE GOVERNOR
DETAIL

LEGISLATIVE DISTRICT OR TOWN	ELECTION DISTRICT	TOTAL VOTERS	YES	NO	BLANK AND VOID
Leg. Dist. 06					
	1	420	76	178	166
	2	174	37	60	77
	3	265	62	101	102
	4	284	59	108	117
	5	258	48	112	98
	6	238	57	107	74
Leg. Dist. 06		1,639	339	666	634
Leg. Dist. 07					
	1	384	66	175	143
	2	246	46	82	118
	3	189	40	61	88
Leg. Dist. 07		819	152	318	349
Leg. Dist. 21					
	1	260	37	92	131
	2	224	50	101	73
	3	125	10	29	86
	4	156	25	31	100
	5/16	290	59	94	137
	6	185	50	48	87
	7	356	69	124	163
	8/28	103	16	19	68
	9	192	34	74	84
	10	298	66	133	99
	11	108	6	32	70
	12	261	40	98	123
	13	119	33	24	62
	14	357	132	119	106
	15	257	46	79	132
	17	219	38	49	132
	18	169	18	35	116
	19	78	19	19	40
	20	137	35	45	57
	21	203	37	50	116
	22	194	23	29	142
	23/32	161	28	47	86
	24	285	49	106	130
	25	184	27	29	128
	26	132	14	15	103
	27	105	18	14	73
	29/30	82	17	11	54
	31/34	94	19	23	52
	33	100	13	34	53
Leg. Dist. 21		5,434	1,028	1,603	2,803
Leg. Dist. 22					
	1	207	19	29	159

PROPOSAL NUMBER ONE
AN AMENDMENT
REGARDING SUBMISSION OF THE BUDGET TO THE LEGISLATURE BY THE GOVERNOR
DETAIL

LEGISLATIVE DISTRICT OR TOWN	ELECTION DISTRICT	TOTAL VOTERS	YES	NO	BLANK AND VOID
Leg. Dist. 22					
	2	51	3	2	46
	3	158	7	7	144
	4	53	8	7	38
	5	133	10	9	114
	6	115	12	5	98
	7	62	5	2	55
	8	130	16	15	99
	9	77	5	1	71
	10	95	12	6	77
	11	136	20	15	101
	12	92	6	6	80
	13	51	5	1	45
	14	156	14	12	130
	15	145	19	14	112
	16	61	2	2	57
	17	61	19	13	29
	18	73	10	6	57
	19	90	11	8	71
	20	133	10	14	109
	21	108	12	7	89
	22	141	13	15	113
	23	93	10	7	76
	24	83	7	10	66
Leg. Dist. 22		2,504	255	213	2,036
Leg. Dist. 23					
	1	122	30	51	41
	2	230	46	64	120
	3	162	30	56	76
	4	336	98	149	89
	5	188	45	59	84
	6	132	26	42	64
	7	211	60	80	71
	8	190	47	78	65
	9	149	34	74	41
	10	201	54	75	72
	11	224	62	103	59
	12	306	67	144	95
	13	206	38	78	90
	14	157	38	56	63
	15	117	16	39	62
	16	220	38	70	112
	17	331	64	128	139
	18	303	60	125	118
	19	256	36	105	115
	20	283	86	134	63
	21	244	51	127	66

PROPOSAL NUMBER ONE
AN AMENDMENT
REGARDING SUBMISSION OF THE BUDGET TO THE LEGISLATURE BY THE GOVERNOR
DETAIL

LEGISLATIVE DISTRICT OR TOWN	ELECTION DISTRICT	TOTAL VOTERS	YES	NO	BLANK AND VOID
Leg. Dist. 23					
	22	187	50	81	56
	23	107	20	41	46
	24	260	41	84	135
	25	406	79	211	116
	26	453	98	221	134
	27	199	35	92	72
Leg. Dist. 23		6,180	1,349	2,567	2,264
Leg. Dist. 24					
	1	325	74	136	115
	2	237	69	87	81
	3	269	59	119	91
	4	250	56	81	113
	5	269	70	101	98
	6	161	33	69	59
	7	174	32	68	74
	8	224	52	93	79
	9	160	39	58	63
	10	260	66	95	99
	11	180	42	50	88
	12	127	16	30	81
	13	223	45	82	96
	14	246	69	64	113
	15	296	59	79	158
	16	216	53	90	73
	17	90	32	18	40
Leg. Dist. 24		3,707	866	1,320	1,521
Leg. Dist. 25					
	1	240	45	62	133
	2	158	16	18	124
	3	254	28	21	205
	4	45	1	4	40
	5	139	17	10	112
	6	208	31	44	133
	7	163	20	7	136
	8	213	18	19	176
	9	110	12	7	91
	10	187	30	37	120
	11	147	17	11	119
	12	264	62	79	123
	13	154	17	8	129
	14/24	297	74	86	137
	15	127	13	7	107
	16/23	49	16	13	20
	17	87	12	4	71
	18	228	60	53	115
	19	8	5	1	2

PROPOSAL NUMBER ONE
AN AMENDMENT
REGARDING SUBMISSION OF THE BUDGET TO THE LEGISLATURE BY THE GOVERNOR
DETAIL

LEGISLATIVE DISTRICT OR TOWN	ELECTION DISTRICT	TOTAL VOTERS	YES	NO	BLANK AND VOID
Leg. Dist. 25					
	20/25	219	30	32	157
	21	92	15	45	32
	22	134	30	39	65
Leg. Dist. 25		<u>3,523</u>	<u>569</u>	<u>607</u>	<u>2,347</u>
Leg. Dist. 26					
	1	150	25	53	72
	2	74	14	17	43
	3	168	31	68	69
	4	211	34	95	82
	5	192	32	73	87
	7	220	42	65	113
	8	206	22	66	118
	9	253	57	111	85
	10	223	40	78	105
	11	249	67	101	81
	12	288	66	113	109
	13/15	206	38	96	72
	14	202	35	70	97
	16	254	39	74	141
	17	4	1	1	2
Leg. Dist. 26		<u>2,900</u>	<u>543</u>	<u>1,081</u>	<u>1,276</u>
Leg. Dist. 27					
	1	244	42	67	135
	2	242	41	52	149
	3	254	72	83	99
	4	277	57	73	147
	5	264	79	64	121
	6	228	18	44	166
	7	230	42	53	135
	8	225	28	37	160
	9	271	45	71	155
	10	235	37	62	136
	11	268	37	64	167
	12	195	35	33	127
	13	223	42	34	147
	14	170	41	46	83
	15	202	31	21	150
	16	233	37	51	145
	17	111	21	19	71
	18	159	23	18	118
	19	231	48	41	142
	20	125	14	14	97
	21	117	21	22	74
	22	254	33	34	187
	23	130	24	19	87
	27	210	35	40	135

PROPOSAL NUMBER ONE
AN AMENDMENT
REGARDING SUBMISSION OF THE BUDGET TO THE LEGISLATURE BY THE GOVERNOR
DETAIL

LEGISLATIVE DISTRICT OR TOWN	ELECTION DISTRICT	TOTAL VOTERS	YES	NO	BLANK AND VOID
Leg. Dist. 27					
	28	<u>151</u>	<u>15</u>	<u>29</u>	<u>107</u>
Leg. Dist. 27		5,249	918	1,091	3,240
Leg. Dist. 28					
	1	138	19	37	82
	2	196	30	52	114
	3	104	23	24	57
	4	245	41	55	149
	5	138	20	40	78
	6	160	10	36	114
	7	254	33	69	152
	8	189	30	23	136
	9	133	16	49	68
	10	113	21	44	48
	11	170	28	44	98
	12	99	20	11	68
	13/25	156	30	35	91
	14	156	25	41	90
	15	59	8	11	40
	16	152	16	54	82
	17	70	13	9	48
	18	219	45	78	96
	19/21	172	18	72	82
	22	83	15	19	49
	23	213	43	89	81
	24	<u>36</u>	<u>3</u>	<u>8</u>	<u>25</u>
Leg. Dist. 28		3,255	507	900	1,848
Leg. Dist. 29					
	1/2	77	9	7	61
	3	123	33	27	63
	4	231	31	63	137
	5/7	275	44	62	169
	6	169	35	56	78
	8	184	34	42	108
	9	161	23	40	98
	10	174	27	24	123
	11	168	24	51	93
	12	147	23	27	97
	13	145	13	16	116
	14	174	34	39	101
	15	131	16	22	93
	16	73	15	9	49
	17	4	2	1	1
	18	204	33	69	102
	19	150	22	34	94
	20	198	35	26	137
	21	211	35	65	111

PROPOSAL NUMBER ONE
AN AMENDMENT
REGARDING SUBMISSION OF THE BUDGET TO THE LEGISLATURE BY THE GOVERNOR
DETAIL

LEGISLATIVE DISTRICT OR TOWN	ELECTION DISTRICT	TOTAL VOTERS	YES	NO	BLANK AND VOID
Leg. Dist. 29					
	22	119	25	9	85
	23	187	13	21	153
	24	198	25	60	113
	25	221	43	45	133
	26	106	7	15	84
	27	46	7	2	37
Leg. Dist. 29		3,876	608	832	2,436
CITY		39,086	7,134	11,198	20,754
Brighton					
	1	302	69	142	91
	2	175	37	97	41
	3	229	48	109	72
	4	229	51	117	61
	5	236	62	123	51
	6	354	72	181	101
	7	205	47	97	61
	8	240	47	134	59
	9	229	55	111	63
	10	286	48	154	84
	11	286	69	150	67
	12	343	77	173	93
	13	222	63	105	54
	14	115	32	41	42
	15	179	38	88	53
	16	174	38	107	29
	17	170	45	26	99
	18	219	50	116	53
	19	187	42	101	44
	20	131	27	65	39
	21	210	51	118	41
	22	267	50	146	71
	23	248	53	145	50
	24	217	51	96	70
	25	198	51	105	42
	26	215	55	104	56
	27	233	63	100	70
	28	303	75	150	78
	29	168	36	86	46
	30	434	105	136	193
	31	234	50	126	58
	32	291	65	137	89
	33	307	70	157	80
	34	246	50	130	66
	35	225	57	115	53
	36	116	35	41	40
	37	247	56	104	87

PROPOSAL NUMBER ONE
AN AMENDMENT
REGARDING SUBMISSION OF THE BUDGET TO THE LEGISLATURE BY THE GOVERNOR
DETAIL

LEGISLATIVE DISTRICT OR TOWN	ELECTION DISTRICT	TOTAL VOTERS	YES	NO	BLANK AND VOID
Brighton					
	38	298	75	132	91
	39	211	53	101	57
	40	419	88	214	117
	41	240	47	102	91
	42	89	22	45	22
	43	256	57	130	69
	44	93	21	43	29
	45	114	33	42	39
	46	119	25	56	38
Brighton		10,509	2,411	5,098	3,000
Chili					
	1	200	28	116	56
	2	280	43	174	63
	3	239	44	136	59
	4	141	21	83	37
	5	217	37	129	51
	6	242	48	143	51
	7	123	28	53	42
	8	208	38	124	46
	9	262	61	157	44
	10	147	30	87	30
	11	161	41	73	47
	12	195	37	106	52
	13	289	48	152	89
	14	241	30	170	41
	15	199	35	109	55
	16	269	50	154	65
	17	513	104	277	132
	18	159	27	94	38
	19	221	42	128	51
	20	283	54	151	78
	21	166	22	103	41
	22	150	27	72	51
	23	185	33	98	54
	24	295	48	165	82
	25	162	41	70	51
	26	243	46	147	50
	27	195	39	104	52
	28	167	31	87	49
	29	157	28	93	36
	30	83	30	42	11
	31	8	1	3	4
	32	151	35	86	30
	33	192	24	116	52
Chili		6,743	1,251	3,802	1,690
Clarkson					

PROPOSAL NUMBER ONE
AN AMENDMENT
REGARDING SUBMISSION OF THE BUDGET TO THE LEGISLATURE BY THE GOVERNOR
DETAIL

LEGISLATIVE DISTRICT OR TOWN	ELECTION DISTRICT	TOTAL VOTERS	YES	NO	BLANK AND VOID
Clarkson					
	1	255	35	145	75
	2	234	54	102	78
	3	290	55	139	96
	4	320	61	181	78
	5	245	28	128	89
	6	199	32	97	70
Clarkson		1,543	265	792	486
East Rochester					
	1	261	30	96	135
	2	276	41	105	130
	3	267	52	109	106
	4	224	38	87	99
	5	183	33	81	69
	6	196	35	84	77
	7	242	57	103	82
East Rochester		1,649	286	665	698
Gates					
	1	170	30	84	56
	2	225	26	92	107
	3	152	39	55	58
	4	228	31	99	98
	5	335	55	184	96
	6	228	58	109	61
	7	383	61	186	136
	8	197	33	89	75
	9	280	45	88	147
	10	126	22	53	51
	11	174	16	86	72
	12	158	28	73	57
	13	229	46	85	98
	14	160	30	41	89
	15	294	48	124	122
	16	178	39	71	68
	17	192	37	89	66
	18	193	38	81	74
	19	232	37	114	81
	20	212	36	101	75
	21	223	34	91	98
	22	184	31	102	51
	23	226	38	108	80
	24	206	44	85	77
	25	231	42	97	92
	26	235	41	119	75
	27	221	30	95	96
	28	168	35	73	60
	29	196	34	78	84

PROPOSAL NUMBER ONE
AN AMENDMENT
REGARDING SUBMISSION OF THE BUDGET TO THE LEGISLATURE BY THE GOVERNOR
DETAIL

LEGISLATIVE DISTRICT OR TOWN	ELECTION DISTRICT	TOTAL VOTERS	YES	NO	BLANK AND VOID
Gates					
	30	130	25	48	57
	31	171	24	68	79
	32	257	49	132	76
	33	117	19	51	47
	34	176	31	82	63
	35	159	33	72	54
Gates		7,246	1,265	3,205	2,776
Greece					
	1	180	21	94	65
	2	178	35	109	34
	3	181	23	131	27
	4	152	30	85	37
	5	154	27	73	54
	6	157	28	79	50
	7	233	34	122	77
	8	181	32	83	66
	9	181	33	94	54
	10	192	37	91	64
	11	108	21	52	35
	12	130	34	64	32
	13	171	25	109	37
	14	134	22	84	28
	15	137	26	83	28
	16	115	15	67	33
	17	204	29	125	50
	18	186	22	125	39
	19	158	26	78	54
	20	170	22	89	59
	21	188	34	97	57
	22	141	27	75	39
	23	346	58	146	142
	24	217	38	126	53
	25	225	32	115	78
	26	201	44	109	48
	27	158	22	89	47
	28	188	33	107	48
	29	171	31	110	30
	30	171	32	89	50
	31	163	34	102	27
	32	185	40	95	50
	33	165	33	96	36
	34	202	18	132	52
	35	213	39	121	53
	36	216	34	119	63
	37	146	26	81	39
	38	240	46	135	59

PROPOSAL NUMBER ONE
 AN AMENDMENT
 REGARDING SUBMISSION OF THE BUDGET TO THE LEGISLATURE BY THE GOVERNOR
 DETAIL

LEGISLATIVE DISTRICT OR TOWN	ELECTION DISTRICT	TOTAL VOTERS	YES	NO	BLANK AND VOID
Greece					
	39	106	11	69	26
	40	195	29	104	62
	41	253	46	135	72
	42	158	29	94	35
	43	129	20	81	28
	44	236	35	162	39
	45	211	33	139	39
	46	147	28	69	50
	47	234	37	131	66
	48	175	35	80	60
	49	161	17	108	36
	50	176	30	111	35
	51	149	22	81	46
	52	196	47	117	32
	53	146	23	87	36
	54	148	30	85	33
	55	154	19	100	35
	56	242	47	155	40
	57	156	23	103	30
	58	191	23	123	45
	59	151	38	53	60
	60	138	26	87	25
	61	193	29	95	69
	62	222	38	119	65
	63	250	53	115	82
	64	161	22	97	42
	65	231	45	99	87
	66	111	17	61	33
	67	157	21	89	47
	68	235	34	157	44
	69	137	25	92	20
	70	199	26	128	45
	71	244	45	153	46
	72	183	18	133	32
	73	110	25	55	30
	74	125	26	80	19
	75	118	21	73	24
	76	146	22	92	32
	77	241	34	144	63
	78	188	29	106	53
	79	233	30	149	54
	80	226	38	132	56
	81	155	34	88	33
	82	128	30	47	51
	83	149	39	92	18
	84	241	46	139	56
	85	189	34	108	47

PROPOSAL NUMBER ONE
AN AMENDMENT
REGARDING SUBMISSION OF THE BUDGET TO THE LEGISLATURE BY THE GOVERNOR
DETAIL

LEGISLATIVE DISTRICT OR TOWN	ELECTION DISTRICT	TOTAL VOTERS	YES	NO	BLANK AND VOID
Greece					
	86	243	45	135	63
	87	180	22	88	70
	88	160	26	116	18
	89	151	28	87	36
	90	166	22	92	52
	91	282	41	187	54
	92	294	50	152	92
	93	293	40	183	70
	94	167	41	71	55
	95	125	25	72	28
	96	202	29	115	58
	97	323	38	225	60
	98	213	42	129	42
	99	194	19	113	62
	100	203	41	120	42
	101	140	27	84	29
	102	184	28	94	62
	103	202	29	127	46
	104	235	43	142	50
	105	131	24	82	25
	106	123	23	62	38
	107	99	15	58	26
	108	100	10	61	29
	109	<u>145</u>	<u>24</u>	<u>81</u>	<u>40</u>
Greece		19,817	3,324	11,374	5,119
Hamlin					
	1	186	50	90	46
	2	299	59	166	74
	3/11	193	46	116	31
	4	189	36	101	52
	5	201	42	114	45
	6	129	26	63	40
	7	302	42	192	68
	8	190	30	99	61
	9	165	31	80	54
	10	<u>278</u>	<u>47</u>	<u>159</u>	<u>72</u>
Hamlin		2,132	409	1,180	543
Henrietta					
	1	240	49	141	50
	2	146	23	98	25
	3	92	14	65	13
	4	184	35	99	50
	5	227	36	122	69
	6	201	32	123	46
	7	193	40	111	42
	8	190	33	117	40

PROPOSAL NUMBER ONE
AN AMENDMENT
REGARDING SUBMISSION OF THE BUDGET TO THE LEGISLATURE BY THE GOVERNOR
DETAIL

LEGISLATIVE DISTRICT OR TOWN	ELECTION DISTRICT	TOTAL VOTERS	YES	NO	BLANK AND VOID
Henrietta					
	9	139	42	64	33
	10	181	23	110	48
	11	180	26	81	73
	12	200	23	134	43
	13	188	46	91	51
	14	141	30	73	38
	15	198	29	110	59
	16	140	25	79	36
	17	204	33	132	39
	18	218	34	123	61
	19	150	21	101	28
	20	180	38	96	46
	21	161	31	95	35
	22	266	56	163	47
	23	194	39	103	52
	24	211	46	113	52
	25	208	34	147	27
	26	263	55	152	56
	27	264	53	151	60
	28	229	47	130	52
	29	192	47	104	41
	30	278	45	169	64
	31	130	24	69	37
	32	262	45	164	53
	33	154	28	86	40
	34	118	19	64	35
	35	177	40	93	44
Henrietta		6,699	1,241	3,873	1,585
Irondequoit					
	1	264	52	125	87
	2	217	35	127	55
	3	301	58	138	105
	4	234	48	115	71
	5	213	53	100	60
	6	379	82	210	87
	7	358	71	213	74
	8	240	42	138	60
	9	279	46	141	92
	10	281	43	192	46
	11	145	29	75	41
	12	197	55	96	46
	13	337	61	183	93
	14	324	51	180	93
	15	308	42	202	64
	16	301	61	159	81
	17	165	52	72	41

PROPOSAL NUMBER ONE
 AN AMENDMENT
 REGARDING SUBMISSION OF THE BUDGET TO THE LEGISLATURE BY THE GOVERNOR
 DETAIL

LEGISLATIVE DISTRICT OR TOWN	ELECTION DISTRICT	TOTAL VOTERS	YES	NO	BLANK AND VOID
Irondequoit					
	18	279	44	153	82
	19	256	68	104	84
	20	242	41	138	63
	21	232	60	111	61
	22	261	70	143	48
	23	237	52	121	64
	24	203	41	122	40
	25	229	46	107	76
	26	156	36	54	66
	27	139	25	93	21
	28	200	43	86	71
	29	189	34	94	61
	30	226	37	105	84
	31	236	48	124	64
	32	231	49	114	68
	33	183	33	100	50
	34	341	75	157	109
	35	175	33	79	63
	36	125	23	49	53
	37	230	48	97	85
	38	136	31	48	57
	39	159	37	39	83
	40	167	29	95	43
	41	247	51	115	81
	42	246	46	151	49
	43	180	38	75	67
	44	430	77	242	111
	45	221	37	106	78
	46	240	44	117	79
	47	94	9	65	20
	48	253	37	146	70
	49	188	28	96	64
	50	152	24	55	73
	51	290	47	177	66
	52	248	48	95	105
	53	210	39	84	87
	54	73	17	33	23
	55	268	51	130	87
	56	245	46	122	77
	57	366	67	185	114
	58	255	48	118	89
	59	216	44	99	73
	60	237	45	120	72
	61	328	51	154	123
	62	253	43	149	61
	63	182	36	95	51
	64	143	31	83	29

PROPOSAL NUMBER ONE
AN AMENDMENT
REGARDING SUBMISSION OF THE BUDGET TO THE LEGISLATURE BY THE GOVERNOR
DETAIL

LEGISLATIVE DISTRICT OR TOWN	ELECTION DISTRICT	TOTAL VOTERS	YES	NO	BLANK AND VOID
Irondequoit					
	65	139	19	59	61
	66	104	20	41	43
	67	214	33	92	89
	68	265	59	112	94
	69	106	19	32	55
	70	77	17	43	17
	71/72	81	19	34	28
Irondequoit		15,926	3,074	8,024	4,828
Mendon					
	1	433	82	227	124
	2	385	87	171	127
	3	458	60	257	141
	4	357	75	163	119
	5	404	66	231	107
	6	342	63	181	98
	7	421	70	223	128
	8	173	26	94	53
	9	376	64	197	115
Mendon		3,349	593	1,744	1,012
Ogden					
	1	235	45	150	40
	2	266	44	166	56
	3	331	64	195	72
	4	197	22	131	44
	5	242	39	157	46
	6	247	41	141	65
	7	131	25	84	22
	8	208	33	114	61
	9	252	40	124	88
	10	171	25	111	35
	11	218	32	131	55
	12	230	45	111	74
	13	207	38	113	56
	14	167	35	82	50
	15	268	53	154	61
	16	161	29	96	36
	17	182	26	112	44
	18	194	35	109	50
	19	251	57	144	50
	20	290	55	171	64
Ogden		4,448	783	2,596	1,069
Parma					
	1	209	28	140	41
	2	222	44	124	54
	3	174	41	95	38

PROPOSAL NUMBER ONE
AN AMENDMENT
REGARDING SUBMISSION OF THE BUDGET TO THE LEGISLATURE BY THE GOVERNOR
DETAIL

LEGISLATIVE DISTRICT OR TOWN	ELECTION DISTRICT	TOTAL VOTERS	YES	NO	BLANK AND VOID
Parma					
	4	193	34	115	44
	5	177	21	118	38
	6	100	10	75	15
	7	191	30	116	45
	8	255	54	156	45
	9	194	27	138	29
	10	222	41	137	44
	11	204	40	135	29
	12	177	34	99	44
	13	274	44	161	69
	14	173	43	87	43
	15	168	22	113	33
Parma		2,933	513	1,809	611
Penfield					
	1	108	14	62	32
	2	248	33	147	68
	3	205	30	132	43
	4	203	41	121	41
	5	261	41	166	54
	6	175	37	97	41
	7	273	57	158	58
	8	219	53	94	72
	9	328	64	187	77
	10	210	42	104	64
	11	164	26	94	44
	12	295	58	175	62
	13	319	59	146	114
	14	275	52	157	66
	15	282	53	152	77
	16	137	25	75	37
	17	232	45	143	44
	18	195	43	125	27
	19	356	76	180	100
	20	267	54	159	54
	21	277	56	146	75
	22	237	56	133	48
	23	307	55	183	69
	24	327	54	197	76
	25	224	49	111	64
	26	154	37	80	37
	27	304	46	181	77
	28	173	33	91	49
	29	312	93	163	56
	30	295	51	166	78
	31	167	51	84	32
	32	182	27	102	53

PROPOSAL NUMBER ONE
AN AMENDMENT
REGARDING SUBMISSION OF THE BUDGET TO THE LEGISLATURE BY THE GOVERNOR
DETAIL

LEGISLATIVE DISTRICT OR TOWN	ELECTION DISTRICT	TOTAL VOTERS	YES	NO	BLANK AND VOID
Penfield					
	33	224	37	137	50
	34	149	23	86	40
	35	247	56	136	55
	36	174	37	79	58
	37	230	36	131	63
	38	132	22	69	41
	39	123	28	71	24
	40	183	46	96	41
	41	145	22	77	46
	42	137	18	76	43
Penfield		9,455	1,836	5,269	2,350
Perinton					
	1	259	52	166	41
	2	241	51	150	40
	3	259	40	177	42
	4	203	37	119	47
	5	104	13	60	31
	6	210	45	111	54
	7	265	40	170	55
	8	213	49	133	31
	9	285	46	193	46
	10	212	37	141	34
	11	149	25	96	28
	12	209	34	133	42
	13	183	21	141	21
	14	233	45	143	45
	15	159	41	87	31
	16	183	28	126	29
	17	272	73	151	48
	18	218	43	126	49
	19	188	29	135	24
	20	258	48	165	45
	21	250	42	146	62
	22	166	30	108	28
	23	243	46	153	44
	24	386	102	194	90
	25	184	31	116	37
	26	262	44	178	40
	27	207	43	121	43
	28	178	29	126	23
	29	138	28	93	17
	30	170	32	109	29
	31	245	38	164	43
	32	183	31	105	47
	33	243	44	156	43
	34	251	53	149	49

PROPOSAL NUMBER ONE
 AN AMENDMENT
 REGARDING SUBMISSION OF THE BUDGET TO THE LEGISLATURE BY THE GOVERNOR
 DETAIL

LEGISLATIVE DISTRICT OR TOWN	ELECTION DISTRICT	TOTAL VOTERS	YES	NO	BLANK AND VOID
Perinton					
	35	165	17	126	22
	36	114	26	62	26
	37	209	46	130	33
	38	292	64	140	88
	39	200	42	122	36
	40	149	28	98	23
	41	148	26	102	20
	42	166	40	86	40
	43	321	62	194	65
	44	186	38	110	38
	45	347	64	213	70
	46	108	19	64	25
	47	188	43	105	40
	48	151	31	97	23
	49	190	29	134	27
	50	68	26	27	15
	51	191	29	125	37
	52	196	38	116	42
	53	189	43	116	30
	54	307	68	176	63
	55	219	43	140	36
	56	189	36	103	50
Perinton		11,702	2,248	7,227	2,227
Pittsford					
	1	245	47	133	65
	2	269	54	140	75
	3	416	100	204	112
	4	266	65	166	35
	5	198	48	124	26
	6	183	40	81	62
	7	135	41	73	21
	8	273	42	186	45
	9	278	58	160	60
	10	153	22	98	33
	11	243	55	142	46
	12	197	54	113	30
	13	205	31	147	27
	14	334	56	198	80
	15	133	25	68	40
	16	202	48	130	24
	17	257	43	155	59
	18	217	46	127	44
	19	195	34	118	43
	20	264	65	147	52
	21	244	74	155	15
	22	284	59	179	46

PROPOSAL NUMBER ONE
AN AMENDMENT
REGARDING SUBMISSION OF THE BUDGET TO THE LEGISLATURE BY THE GOVERNOR
DETAIL

LEGISLATIVE DISTRICT OR TOWN	ELECTION DISTRICT	TOTAL VOTERS	YES	NO	BLANK AND VOID
Pittsford					
	23	238	48	148	42
	24	265	51	165	49
	25	285	56	183	46
	26	261	51	179	31
	27	192	44	111	37
	28	198	47	109	42
	29	242	37	152	53
	30	203	31	121	51
	31	224	49	134	41
	32	281	37	169	75
	33	217	47	134	36
	34	133	27	88	18
Pittsford		7,930	1,632	4,737	1,561
Riga					
	1	440	66	216	158
	2	392	49	188	155
	3	312	62	131	119
	4	385	46	197	142
	5	345	42	153	150
	6	338	36	151	151
Riga		2,212	301	1,036	875
Rush					
	1	324	51	167	106
	2	259	50	154	55
	3	345	63	230	52
	4	291	35	178	78
Rush		1,219	199	729	291
Sweden					
	1	211	19	141	51
	2	122	30	60	32
	3	261	48	137	76
	4	286	61	154	71
	5	85	18	52	15
	6	217	54	106	57
	7	277	65	145	67
	8	164	23	100	41
	9	151	21	87	43
	10	315	56	165	94
	11	76	16	37	23
	12	201	32	117	52
Sweden		2,366	443	1,301	622
Webster					
	1	321	58	190	73
	2	235	55	122	58

PROPOSAL NUMBER ONE
AN AMENDMENT
REGARDING SUBMISSION OF THE BUDGET TO THE LEGISLATURE BY THE GOVERNOR
DETAIL

LEGISLATIVE DISTRICT OR TOWN	ELECTION DISTRICT	TOTAL VOTERS	YES	NO	BLANK AND VOID
Webster					
	3	276	56	158	62
	4	163	31	90	42
	5	286	70	146	70
	6	235	56	107	72
	7	322	68	165	89
	8	255	53	151	51
	9	342	68	203	71
	10	353	57	207	89
	11	191	39	120	32
	12	332	43	218	71
	13	274	36	176	62
	14	251	44	152	55
	15	184	27	105	52
	16	216	39	111	66
	17	198	33	124	41
	18	199	44	112	43
	19	357	59	204	94
	20	273	50	159	64
	21	297	62	185	50
	22	305	52	168	85
	23	253	47	140	66
	24	493	101	272	120
	25	240	44	106	90
	26	205	49	118	38
	27	210	43	113	54
	28	206	42	105	59
	29	221	51	123	47
	30	177	31	59	87
	31	259	34	143	82
	32	262	42	160	60
	33	293	66	179	48
	34	141	24	88	29
	35	157	35	87	35
	36	245	49	147	49
	37	308	54	181	73
	38	341	67	174	100
	39	248	43	157	48
	40	372	71	195	106
	41	244	37	148	59
	42	245	32	154	59
	43	175	40	95	40
Webster		11,160	2,102	6,317	2,741
Wheatland					
	1	217	39	137	41
	2	233	40	140	53
	3	221	49	131	41

PROPOSAL NUMBER ONE
 AN AMENDMENT
 REGARDING SUBMISSION OF THE BUDGET TO THE LEGISLATURE BY THE GOVERNOR
 DETAIL

<u>LEGISLATIVE DISTRICT OR TOWN</u>	<u>ELECTION DISTRICT</u>	<u>TOTAL VOTERS</u>	<u>YES</u>	<u>NO</u>	<u>BLANK AND VOID</u>
Wheatland					
	4	181	37	111	33
	5	207	28	149	30
Wheatland		<u>1,059</u>	<u>193</u>	<u>668</u>	<u>198</u>
TOWNS		<u>130,097</u>	<u>24,369</u>	<u>71,446</u>	<u>34,282</u>
GRAND TOTAL:		<u><u>169,183</u></u>	<u><u>31,503</u></u>	<u><u>82,644</u></u>	<u><u>55,036</u></u>

PROPOSAL NUMBER TWO
A PROPOSITION
REBUILD AND RENEW NEW YORK TRANSPORTATION BOND ACT OF 2005
SUMMARY

LEGISLATIVE DISTRICT OR TOWN	TOTAL VOTERS	YES	NO	BLANK AND VOID
Leg. Dist. 06	1,639	585	479	575
Leg. Dist. 07	819	310	193	316
Leg. Dist. 21	5,434	1,700	1,084	2,650
Leg. Dist. 22	2,504	396	136	1,972
Leg. Dist. 23	6,180	2,589	1,481	2,110
Leg. Dist. 24	3,707	1,557	746	1,404
Leg. Dist. 25	3,523	930	371	2,222
Leg. Dist. 26	2,900	959	747	1,194
Leg. Dist. 27	5,249	1,431	711	3,107
Leg. Dist. 28	3,255	893	597	1,765
Leg. Dist. 29	3,876	965	570	2,341
CITY	39,086	12,315	7,115	19,656
Brighton	10,509	4,651	3,052	2,806
Chili	6,743	2,405	2,703	1,635
Clarkson	1,543	461	617	465
East Rochester	1,649	506	456	687
Gates	7,246	2,304	2,247	2,695
Greece	19,817	6,943	8,023	4,851
Hamlin	2,132	674	942	516
Henrietta	6,699	2,548	2,624	1,527
Irondequoit	15,926	5,918	5,359	4,649
Mendon	3,349	1,038	1,343	968
Ogden	4,448	1,449	1,995	1,004
Parma	2,933	926	1,428	579
Penfield	9,455	3,545	3,719	2,191
Perinton	11,702	4,668	4,945	2,089
Pittsford	7,930	3,345	3,088	1,497
Riga	2,212	556	811	845
Rush	1,219	381	562	276
Sweden	2,366	862	920	584
Webster	11,160	3,981	4,550	2,629
Wheatland	1,059	369	509	181
TOWNS	130,097	47,530	49,893	32,674
GRAND TOTAL:	169,183	59,845	57,008	52,330

PROPOSAL NUMBER TWO
A PROPOSITION
REBUILD AND RENEW NEW YORK TRANSPORTATION BOND ACT OF 2005
DETAIL

LEGISLATIVE DISTRICT OR TOWN	ELECTION DISTRICT	TOTAL VOTERS	YES	NO	BLANK AND VOID
Leg. Dist. 06					
	1	420	150	113	157
	2	174	60	46	68
	3	265	93	86	86
	4	284	97	78	109
	5	258	91	71	96
	6	238	94	85	59
Leg. Dist. 06		1,639	585	479	575
Leg. Dist. 07					
	1	384	147	104	133
	2	246	97	38	111
	3	189	66	51	72
Leg. Dist. 07		819	310	193	316
Leg. Dist. 21					
	1	260	69	70	121
	2	224	105	53	66
	3	125	26	21	78
	4	156	29	22	105
	5/16	290	90	69	131
	6	185	80	25	80
	7	356	105	97	154
	8/28	103	27	9	67
	9	192	69	44	79
	10	298	130	72	96
	11	108	19	20	69
	12	261	81	65	115
	13	119	41	19	59
	14	357	194	76	87
	15	257	75	55	127
	17	219	52	43	124
	18	169	41	19	109
	19	78	27	11	40
	20	137	51	34	52
	21	203	53	37	113
	22	194	42	20	132
	23/32	161	58	25	78
	24	285	83	73	129
	25	184	32	26	126
	26	132	25	12	95
	27	105	26	9	70
	29/30	82	16	15	51
	31/34	94	27	16	51
	33	100	27	27	46
Leg. Dist. 21		5,434	1,700	1,084	2,650
Leg. Dist. 22					
	1	207	37	15	155

PROPOSAL NUMBER TWO
A PROPOSITION
REBUILD AND RENEW NEW YORK TRANSPORTATION BOND ACT OF 2005
DETAIL

LEGISLATIVE DISTRICT OR TOWN	ELECTION DISTRICT	TOTAL VOTERS	YES	NO	BLANK AND VOID
Leg. Dist. 22					
	2	51	4	2	45
	3	158	7	4	147
	4	53	15	3	35
	5	133	17	5	111
	6	115	15	3	97
	7	62	6	1	55
	8	130	28	11	91
	9	77	7	1	69
	10	95	30	5	60
	11	136	25	15	96
	12	92	9	4	79
	13	51	6	1	44
	14	156	17	11	128
	15	145	22	9	114
	16	61	2	2	57
	17	61	27	8	26
	18	73	15	3	55
	19	90	13	4	73
	20	133	25	5	103
	21	108	22	6	80
	22	141	21	8	112
	23	93	13	3	77
	24	83	13	7	63
Leg. Dist. 22		2,504	396	136	1,972
Leg. Dist. 23					
	1	122	63	26	33
	2	230	69	48	113
	3	162	55	30	77
	4	336	168	83	85
	5	188	80	36	72
	6	132	48	25	59
	7	211	91	58	62
	8	190	93	39	58
	9	149	80	29	40
	10	201	91	46	64
	11	224	110	58	56
	12	306	142	76	88
	13	206	66	57	83
	14	157	70	32	55
	15	117	39	19	59
	16	220	76	37	107
	17	331	120	83	128
	18	303	102	84	117
	19	256	96	56	104
	20	283	143	87	53
	21	244	117	62	65

PROPOSAL NUMBER TWO
A PROPOSITION
REBUILD AND RENEW NEW YORK TRANSPORTATION BOND ACT OF 2005
DETAIL

LEGISLATIVE DISTRICT OR TOWN	ELECTION DISTRICT	TOTAL VOTERS	YES	NO	BLANK AND VOID
Leg. Dist. 23					
	22	187	95	39	53
	23	107	40	24	43
	24	260	81	49	130
	25	406	173	122	111
	26	453	206	114	133
	27	199	75	62	62
Leg. Dist. 23		6,180	2,589	1,481	2,110
Leg. Dist. 24					
	1	325	144	76	105
	2	237	121	38	78
	3	269	122	61	86
	4	250	94	54	102
	5	269	124	58	87
	6	161	62	42	57
	7	174	62	43	69
	8	224	100	54	70
	9	160	66	38	56
	10	260	115	50	95
	11	180	78	22	80
	12	127	44	12	71
	13	223	84	52	87
	14	246	96	45	105
	15	296	115	38	143
	16	216	88	55	73
	17	90	42	8	40
Leg. Dist. 24		3,707	1,557	746	1,404
Leg. Dist. 25					
	1	240	77	37	126
	2	158	27	12	119
	3	254	52	15	187
	4	45	3	3	39
	5	139	21	9	109
	6	208	56	26	126
	7	163	30	2	131
	8	213	28	8	177
	9	110	14	5	91
	10	187	53	21	113
	11	147	24	14	109
	12	264	107	42	115
	13	154	25	6	123
	14/24	297	132	44	121
	15	127	18	5	104
	16/23	49	24	8	17
	17	87	17	3	67
	18	228	79	39	110
	19	8	5	2	1

PROPOSAL NUMBER TWO
A PROPOSITION
REBUILD AND RENEW NEW YORK TRANSPORTATION BOND ACT OF 2005
DETAIL

LEGISLATIVE DISTRICT OR TOWN	ELECTION DISTRICT	TOTAL VOTERS	YES	NO	BLANK AND VOID
Leg. Dist. 25					
	20/25	219	49	22	148
	21	92	41	20	31
	22	134	48	28	58
Leg. Dist. 25		3,523	930	371	2,222
Leg. Dist. 26					
	1	150	33	48	69
	2	74	23	8	43
	3	168	48	52	68
	4	211	75	62	74
	5	192	59	48	85
	7	220	64	51	105
	8	206	45	45	116
	9	253	86	88	79
	10	223	72	53	98
	11	249	122	68	59
	12	288	117	63	108
	13/15	206	77	68	61
	14	202	61	50	91
	16	254	77	41	136
	17	4	0	2	2
Leg. Dist. 26		2,900	959	747	1,194
Leg. Dist. 27					
	1	244	67	52	125
	2	242	66	34	142
	3	254	105	57	92
	4	277	94	48	135
	5	264	111	42	111
	6	228	43	28	157
	7	230	63	32	135
	8	225	46	26	153
	9	271	91	31	149
	10	235	76	32	127
	11	268	62	38	168
	12	195	42	23	130
	13	223	51	25	147
	14	170	66	33	71
	15	202	38	18	146
	16	233	69	30	134
	17	111	23	18	70
	18	159	26	16	117
	19	231	76	26	129
	20	125	23	12	90
	21	117	30	13	74
	22	254	53	21	180
	23	130	33	11	86
	27	210	51	26	133

PROPOSAL NUMBER TWO
A PROPOSITION
REBUILD AND RENEW NEW YORK TRANSPORTATION BOND ACT OF 2005
DETAIL

LEGISLATIVE DISTRICT OR TOWN	ELECTION DISTRICT	TOTAL VOTERS	YES	NO	BLANK AND VOID
Leg. Dist. 27	28	151	26	19	106
Leg. Dist. 27		5,249	1,431	711	3,107
Leg. Dist. 28					
	1	138	34	24	80
	2	196	58	30	108
	3	104	30	17	57
	4	245	63	41	141
	5	138	34	25	79
	6	160	25	28	107
	7	254	60	42	152
	8	189	36	18	135
	9	133	39	34	60
	10	113	38	29	46
	11	170	42	33	95
	12	99	22	12	65
	13/25	156	35	31	90
	14	156	46	31	79
	15	59	15	6	38
	16	152	37	33	82
	17	70	22	7	41
	18	219	77	51	91
	19/21	172	58	39	75
	22	83	26	11	46
	23	213	87	50	76
	24	36	9	5	22
Leg. Dist. 28		3,255	893	597	1,765
Leg. Dist. 29					
	1/2	77	14	4	59
	3	123	42	17	64
	4	231	58	45	128
	5/7	275	65	40	170
	6	169	63	35	71
	8	184	50	27	107
	9	161	46	23	92
	10	174	40	17	117
	11	168	47	36	85
	12	147	35	19	93
	13	145	17	12	116
	14	174	49	31	94
	15	131	21	16	94
	16	73	13	4	56
	17	4	1	1	2
	18	204	70	37	97
	19	150	30	29	91
	20	198	51	22	125
	21	211	56	53	102

PROPOSAL NUMBER TWO
A PROPOSITION
REBUILD AND RENEW NEW YORK TRANSPORTATION BOND ACT OF 2005
DETAIL

LEGISLATIVE DISTRICT OR TOWN	ELECTION DISTRICT	TOTAL VOTERS	YES	NO	BLANK AND VOID
Leg. Dist. 29					
	22	119	41	8	70
	23	187	23	14	150
	24	198	49	42	107
	25	221	62	30	129
	26	106	16	8	82
	27	46	6	0	40
Leg. Dist. 29		3,876	965	570	2,341
CITY		39,086	12,315	7,115	19,656
Brighton					
	1	302	128	97	77
	2	175	70	67	38
	3	229	102	63	64
	4	229	113	58	58
	5	236	137	52	47
	6	354	137	120	97
	7	205	91	65	49
	8	240	98	80	62
	9	229	99	67	63
	10	286	104	97	85
	11	286	128	95	63
	12	343	154	110	79
	13	222	98	77	47
	14	115	54	26	35
	15	179	69	61	49
	16	174	82	64	28
	17	170	49	20	101
	18	219	112	68	39
	19	187	100	45	42
	20	131	51	43	37
	21	210	120	56	34
	22	267	121	76	70
	23	248	108	89	51
	24	217	94	59	64
	25	198	102	56	40
	26	215	92	73	50
	27	233	117	49	67
	28	303	133	100	70
	29	168	74	48	46
	30	434	183	63	188
	31	234	114	68	52
	32	291	123	84	84
	33	307	130	102	75
	34	246	105	88	53
	35	225	101	66	58
	36	116	52	28	36
	37	247	91	72	84

PROPOSAL NUMBER TWO
A PROPOSITION
REBUILD AND RENEW NEW YORK TRANSPORTATION BOND ACT OF 2005
DETAIL

LEGISLATIVE DISTRICT OR TOWN	ELECTION DISTRICT	TOTAL VOTERS	YES	NO	BLANK AND VOID
Brighton					
	38	298	134	79	85
	39	211	93	66	52
	40	419	198	110	111
	41	240	98	52	90
	42	89	46	22	21
	43	256	105	83	68
	44	93	43	26	24
	45	114	42	32	40
	46	119	56	30	33
Brighton		10,509	4,651	3,052	2,806
Chili					
	1	200	55	93	52
	2	280	88	129	63
	3	239	67	113	59
	4	141	50	58	33
	5	217	68	97	52
	6	242	89	99	54
	7	123	48	36	39
	8	208	70	94	44
	9	262	116	103	43
	10	147	43	77	27
	11	161	68	47	46
	12	195	70	73	52
	13	289	91	118	80
	14	241	74	125	42
	15	199	72	72	55
	16	269	91	113	65
	17	513	193	190	130
	18	159	53	72	34
	19	221	94	78	49
	20	283	95	119	69
	21	166	72	58	36
	22	150	57	46	47
	23	185	58	73	54
	24	295	107	110	78
	25	162	70	42	50
	26	243	78	113	52
	27	195	73	71	51
	28	167	61	57	49
	29	157	67	53	37
	30	83	42	32	9
	31	8	3	1	4
	32	151	63	64	24
	33	192	59	77	56
Chili		6,743	2,405	2,703	1,635
Clarkson					

PROPOSAL NUMBER TWO
A PROPOSITION
REBUILD AND RENEW NEW YORK TRANSPORTATION BOND ACT OF 2005
DETAIL

LEGISLATIVE DISTRICT OR TOWN	ELECTION DISTRICT	TOTAL VOTERS	YES	NO	BLANK AND VOID
Clarkson					
	1	255	69	113	73
	2	234	66	89	79
	3	290	112	85	93
	4	320	101	153	66
	5	245	57	104	84
	6	199	56	73	70
Clarkson		1,543	461	617	465
East Rochester					
	1	261	72	64	125
	2	276	79	69	128
	3	267	80	76	111
	4	224	64	58	102
	5	183	58	55	70
	6	196	64	54	78
	7	242	89	80	73
East Rochester		1,649	506	456	687
Gates					
	1	170	58	58	54
	2	225	61	55	109
	3	152	53	40	59
	4	228	67	65	96
	5	335	133	110	92
	6	228	89	78	61
	7	383	122	138	123
	8	197	70	56	71
	9	280	85	54	141
	10	126	42	35	49
	11	174	60	54	60
	12	158	51	50	57
	13	229	67	60	102
	14	160	41	32	87
	15	294	91	87	116
	16	178	60	47	71
	17	192	60	67	65
	18	193	57	62	74
	19	232	73	86	73
	20	212	77	63	72
	21	223	68	58	97
	22	184	55	74	55
	23	226	67	81	78
	24	206	75	65	66
	25	231	71	75	85
	26	235	73	79	83
	27	221	50	81	90
	28	168	54	51	63
	29	196	51	64	81

PROPOSAL NUMBER TWO
A PROPOSITION
REBUILD AND RENEW NEW YORK TRANSPORTATION BOND ACT OF 2005
DETAIL

LEGISLATIVE DISTRICT OR TOWN	ELECTION DISTRICT	TOTAL VOTERS	YES	NO	BLANK AND VOID
Gates					
	30	130	39	36	55
	31	171	48	44	79
	32	257	84	103	70
	33	117	31	38	48
	34	176	73	43	60
	35	159	48	58	53
Gates		7,246	2,304	2,247	2,695
Greece					
	1	180	52	72	56
	2	178	63	89	26
	3	181	67	83	31
	4	152	54	66	32
	5	154	45	57	52
	6	157	52	55	50
	7	233	64	97	72
	8	181	58	62	61
	9	181	61	65	55
	10	192	60	70	62
	11	108	35	37	36
	12	130	50	48	32
	13	171	46	91	34
	14	134	55	57	22
	15	137	49	57	31
	16	115	39	47	29
	17	204	59	90	55
	18	186	69	86	31
	19	158	50	51	57
	20	170	52	67	51
	21	188	54	80	54
	22	141	49	50	42
	23	346	127	88	131
	24	217	78	85	54
	25	225	73	71	81
	26	201	79	80	42
	27	158	48	62	48
	28	188	62	78	48
	29	171	82	62	27
	30	171	60	61	50
	31	163	68	69	26
	32	185	59	70	56
	33	165	69	62	34
	34	202	51	107	44
	35	213	78	84	51
	36	216	87	66	63
	37	146	54	56	36
	38	240	87	102	51

PROPOSAL NUMBER TWO
A PROPOSITION
REBUILD AND RENEW NEW YORK TRANSPORTATION BOND ACT OF 2005
DETAIL

LEGISLATIVE DISTRICT OR TOWN	ELECTION DISTRICT	TOTAL VOTERS	YES	NO	BLANK AND VOID
Greece					
	39	106	35	44	27
	40	195	75	58	62
	41	253	88	99	66
	42	158	55	59	44
	43	129	45	61	23
	44	236	78	122	36
	45	211	66	109	36
	46	147	50	46	51
	47	234	72	95	67
	48	175	70	57	48
	49	161	68	60	33
	50	176	67	75	34
	51	149	50	55	44
	52	196	83	87	26
	53	146	52	56	38
	54	148	49	74	25
	55	154	48	75	31
	56	242	109	97	36
	57	156	54	72	30
	58	191	74	80	37
	59	151	55	48	48
	60	138	50	62	26
	61	193	59	71	63
	62	222	94	66	62
	63	250	82	84	84
	64	161	47	79	35
	65	231	88	60	83
	66	111	37	40	34
	67	157	52	67	38
	68	235	84	104	47
	69	137	58	55	24
	70	199	60	93	46
	71	244	106	96	42
	72	183	62	85	36
	73	110	35	48	27
	74	125	46	64	15
	75	118	38	53	27
	76	146	51	68	27
	77	241	87	98	56
	78	188	65	71	52
	79	233	70	110	53
	80	226	67	100	59
	81	155	47	77	31
	82	128	47	35	46
	83	149	63	64	22
	84	241	78	114	49
	85	189	55	89	45

PROPOSAL NUMBER TWO
A PROPOSITION
REBUILD AND RENEW NEW YORK TRANSPORTATION BOND ACT OF 2005
DETAIL

LEGISLATIVE DISTRICT OR TOWN	ELECTION DISTRICT	TOTAL VOTERS	YES	NO	BLANK AND VOID
Greece					
	86	243	95	88	60
	87	180	54	59	67
	88	160	69	75	16
	89	151	60	59	32
	90	166	48	75	43
	91	282	92	140	50
	92	294	105	92	97
	93	293	103	115	75
	94	167	60	62	45
	95	125	56	47	22
	96	202	66	80	56
	97	323	117	146	60
	98	213	90	86	37
	99	194	48	90	56
	100	203	81	81	41
	101	140	48	62	30
	102	184	70	67	47
	103	202	62	98	42
	104	235	89	98	48
	105	131	50	57	24
	106	123	44	47	32
	107	99	38	37	24
	108	100	35	40	25
	109	<u>145</u>	<u>47</u>	<u>60</u>	<u>38</u>
Greece		19,817	6,943	8,023	4,851
Hamlin					
	1	186	55	89	42
	2	299	89	142	68
	3/11	193	54	106	33
	4	189	62	84	43
	5	201	62	93	46
	6	129	43	47	39
	7	302	97	144	61
	8	190	65	68	57
	9	165	62	53	50
	10	<u>278</u>	<u>85</u>	<u>116</u>	<u>77</u>
Hamlin		2,132	674	942	516
Henrietta					
	1	240	93	106	41
	2	146	58	68	20
	3	92	43	36	13
	4	184	65	64	55
	5	227	77	83	67
	6	201	73	87	41
	7	193	80	70	43
	8	190	73	81	36

PROPOSAL NUMBER TWO
A PROPOSITION
REBUILD AND RENEW NEW YORK TRANSPORTATION BOND ACT OF 2005
DETAIL

LEGISLATIVE DISTRICT OR TOWN	ELECTION DISTRICT	TOTAL VOTERS	YES	NO	BLANK AND VOID
Henrietta					
	9	139	60	52	27
	10	181	55	79	47
	11	180	56	61	63
	12	200	72	86	42
	13	188	75	64	49
	14	141	48	58	35
	15	198	67	69	62
	16	140	55	51	34
	17	204	79	83	42
	18	218	81	80	57
	19	150	53	71	26
	20	180	58	79	43
	21	161	63	64	34
	22	266	118	101	47
	23	194	70	73	51
	24	211	86	65	60
	25	208	74	106	28
	26	263	124	93	46
	27	264	102	100	62
	28	229	80	97	52
	29	192	82	70	40
	30	278	99	118	61
	31	130	48	45	37
	32	262	106	106	50
	33	154	54	62	38
	34	118	47	37	34
	35	177	74	59	44
Henrietta		6,699	2,548	2,624	1,527
Irondequoit					
	1	264	94	89	81
	2	217	87	72	58
	3	301	121	85	95
	4	234	90	81	63
	5	213	90	73	50
	6	379	160	136	83
	7	358	147	144	67
	8	240	86	93	61
	9	279	64	117	98
	10	281	132	108	41
	11	145	42	60	43
	12	197	89	63	45
	13	337	121	126	90
	14	324	123	116	85
	15	308	112	137	59
	16	301	135	93	73
	17	165	72	54	39

PROPOSAL NUMBER TWO
A PROPOSITION
REBUILD AND RENEW NEW YORK TRANSPORTATION BOND ACT OF 2005
DETAIL

LEGISLATIVE DISTRICT OR TOWN	ELECTION DISTRICT	TOTAL VOTERS	YES	NO	BLANK AND VOID
Irondequoit					
	18	279	87	109	83
	19	256	98	78	80
	20	242	80	104	58
	21	232	101	79	52
	22	261	114	94	53
	23	237	88	85	64
	24	203	93	70	40
	25	229	86	72	71
	26	156	43	48	65
	27	139	61	62	16
	28	200	67	71	62
	29	189	77	58	54
	30	226	74	71	81
	31	236	92	84	60
	32	231	89	77	65
	33	183	69	68	46
	34	341	127	106	108
	35	175	72	45	58
	36	125	39	35	51
	37	230	82	60	88
	38	136	50	34	52
	39	159	58	21	80
	40	167	67	55	45
	41	247	77	82	88
	42	246	100	99	47
	43	180	61	52	67
	44	430	159	147	124
	45	221	67	75	79
	46	240	92	72	76
	47	94	33	39	22
	48	253	91	107	55
	49	188	69	70	49
	50	152	51	32	69
	51	290	129	92	69
	52	248	78	65	105
	53	210	63	59	88
	54	73	25	23	25
	55	268	105	80	83
	56	245	90	78	77
	57	366	142	113	111
	58	255	77	83	95
	59	216	78	70	68
	60	237	92	77	68
	61	328	105	111	112
	62	253	91	109	53
	63	182	62	69	51
	64	143	65	51	27

PROPOSAL NUMBER TWO
A PROPOSITION
REBUILD AND RENEW NEW YORK TRANSPORTATION BOND ACT OF 2005
DETAIL

LEGISLATIVE DISTRICT OR TOWN	ELECTION DISTRICT	TOTAL VOTERS	YES	NO	BLANK AND VOID
Irondequoit					
	65	139	38	42	59
	66	104	30	32	42
	67	214	78	52	84
	68	265	95	76	94
	69	106	31	20	55
	70	77	31	29	17
	71/72	81	34	20	27
Irondequoit		15,926	5,918	5,359	4,649
Mendon					
	1	433	145	171	117
	2	385	131	126	128
	3	458	136	190	132
	4	357	127	109	121
	5	404	128	171	105
	6	342	90	158	94
	7	421	112	185	124
	8	173	48	79	46
	9	376	121	154	101
Mendon		3,349	1,038	1,343	968
Ogden					
	1	235	93	106	36
	2	266	94	114	58
	3	331	135	138	58
	4	197	55	101	41
	5	242	78	117	47
	6	247	68	116	63
	7	131	47	65	19
	8	208	53	97	58
	9	252	74	99	79
	10	171	58	77	36
	11	218	75	96	47
	12	230	73	88	69
	13	207	63	93	51
	14	167	58	63	46
	15	268	86	132	50
	16	161	60	71	30
	17	182	44	90	48
	18	194	69	77	48
	19	251	88	112	51
	20	290	78	143	69
Ogden		4,448	1,449	1,995	1,004
Parma					
	1	209	56	114	39
	2	222	71	105	46
	3	174	65	80	29

PROPOSAL NUMBER TWO
A PROPOSITION
REBUILD AND RENEW NEW YORK TRANSPORTATION BOND ACT OF 2005
DETAIL

LEGISLATIVE DISTRICT OR TOWN	ELECTION DISTRICT	TOTAL VOTERS	YES	NO	BLANK AND VOID
Parma					
	4	193	62	88	43
	5	177	46	94	37
	6	100	27	61	12
	7	191	46	99	46
	8	255	102	110	43
	9	194	64	99	31
	10	222	70	115	37
	11	204	73	102	29
	12	177	59	75	43
	13	274	78	129	67
	14	173	64	63	46
	15	168	43	94	31
Parma		2,933	926	1,428	579
Penfield					
	1	108	36	38	34
	2	248	87	95	66
	3	205	67	106	32
	4	203	52	108	43
	5	261	83	130	48
	6	175	64	71	40
	7	273	112	106	55
	8	219	87	61	71
	9	328	152	110	66
	10	210	76	81	53
	11	164	48	66	50
	12	295	123	114	58
	13	319	127	88	104
	14	275	74	140	61
	15	282	96	109	77
	16	137	55	48	34
	17	232	92	99	41
	18	195	81	89	25
	19	356	125	137	94
	20	267	107	114	46
	21	277	99	108	70
	22	237	119	77	41
	23	307	117	123	67
	24	327	116	145	66
	25	224	83	80	61
	26	154	57	63	34
	27	304	112	122	70
	28	173	64	56	53
	29	312	159	102	51
	30	295	89	134	72
	31	167	83	53	31
	32	182	62	68	52

PROPOSAL NUMBER TWO
A PROPOSITION
REBUILD AND RENEW NEW YORK TRANSPORTATION BOND ACT OF 2005
DETAIL

LEGISLATIVE DISTRICT OR TOWN	ELECTION DISTRICT	TOTAL VOTERS	YES	NO	BLANK AND VOID
Penfield					
	33	224	90	91	43
	34	149	58	58	33
	35	247	106	94	47
	36	174	57	62	55
	37	230	83	86	61
	38	132	48	45	39
	39	123	37	64	22
	40	183	74	65	44
	41	145	43	60	42
	42	137	45	53	39
Penfield		9,455	3,545	3,719	2,191
Perinton					
	1	259	105	120	34
	2	241	98	106	37
	3	259	109	108	42
	4	203	80	78	45
	5	104	34	41	29
	6	210	78	79	53
	7	265	92	122	51
	8	213	89	90	34
	9	285	109	136	40
	10	212	77	103	32
	11	149	48	73	28
	12	209	95	77	37
	13	183	69	97	17
	14	233	86	98	49
	15	159	69	59	31
	16	183	76	78	29
	17	272	122	107	43
	18	218	78	98	42
	19	188	68	100	20
	20	258	113	103	42
	21	250	88	105	57
	22	166	67	71	28
	23	243	100	99	44
	24	386	141	157	88
	25	184	77	73	34
	26	262	103	125	34
	27	207	96	74	37
	28	178	59	97	22
	29	138	53	69	16
	30	170	67	76	27
	31	245	91	114	40
	32	183	73	65	45
	33	243	107	92	44
	34	251	106	99	46

PROPOSAL NUMBER TWO
A PROPOSITION
REBUILD AND RENEW NEW YORK TRANSPORTATION BOND ACT OF 2005
DETAIL

LEGISLATIVE DISTRICT OR TOWN	ELECTION DISTRICT	TOTAL VOTERS	YES	NO	BLANK AND VOID
Perinton					
	35	165	63	79	23
	36	114	45	41	28
	37	209	100	79	30
	38	292	109	100	83
	39	200	77	93	30
	40	149	62	66	21
	41	148	64	66	18
	42	166	75	49	42
	43	321	107	147	67
	44	186	76	77	33
	45	347	138	143	66
	46	108	44	39	25
	47	188	68	84	36
	48	151	59	70	22
	49	190	78	86	26
	50	68	42	12	14
	51	191	73	88	30
	52	196	75	84	37
	53	189	86	72	31
	54	307	137	115	55
	55	219	107	82	30
	56	189	60	84	45
Perinton		11,702	4,668	4,945	2,089
Pittsford					
	1	245	113	73	59
	2	269	111	90	68
	3	416	158	141	117
	4	266	110	124	32
	5	198	87	89	22
	6	183	86	41	56
	7	135	77	42	16
	8	273	101	123	49
	9	278	116	105	57
	10	153	62	63	28
	11	243	92	104	47
	12	197	88	83	26
	13	205	94	88	23
	14	334	124	131	79
	15	133	46	46	41
	16	202	89	91	22
	17	257	99	94	64
	18	217	110	66	41
	19	195	80	78	37
	20	264	113	103	48
	21	244	123	106	15
	22	284	124	108	52

PROPOSAL NUMBER TWO
A PROPOSITION
REBUILD AND RENEW NEW YORK TRANSPORTATION BOND ACT OF 2005
DETAIL

LEGISLATIVE DISTRICT OR TOWN	ELECTION DISTRICT	TOTAL VOTERS	YES	NO	BLANK AND VOID
Pittsford					
	23	238	89	109	40
	24	265	108	110	47
	25	285	125	113	47
	26	261	109	119	33
	27	192	80	81	31
	28	198	87	72	39
	29	242	98	96	48
	30	203	82	71	50
	31	224	97	85	42
	32	281	109	97	75
	33	217	100	87	30
	34	133	58	59	16
Pittsford		7,930	3,345	3,088	1,497
Riga					
	1	440	132	162	146
	2	392	96	143	153
	3	312	104	97	111
	4	385	92	154	139
	5	345	69	127	149
	6	338	63	128	147
Riga		2,212	556	811	845
Rush					
	1	324	92	139	93
	2	259	92	114	53
	3	345	126	167	52
	4	291	71	142	78
Rush		1,219	381	562	276
Sweden					
	1	211	68	96	47
	2	122	55	36	31
	3	261	103	90	68
	4	286	124	100	62
	5	85	46	25	14
	6	217	91	75	51
	7	277	111	99	67
	8	164	52	70	42
	9	151	43	66	42
	10	315	87	136	92
	11	76	27	27	22
	12	201	55	100	46
Sweden		2,366	862	920	584
Webster					
	1	321	119	131	71
	2	235	96	82	57

PROPOSAL NUMBER TWO
A PROPOSITION
REBUILD AND RENEW NEW YORK TRANSPORTATION BOND ACT OF 2005
DETAIL

LEGISLATIVE DISTRICT OR TOWN	ELECTION DISTRICT	TOTAL VOTERS	YES	NO	BLANK AND VOID
Webster					
	3	276	104	115	57
	4	163	60	68	35
	5	286	110	113	63
	6	235	101	72	62
	7	322	112	124	86
	8	255	100	104	51
	9	342	118	152	72
	10	353	111	153	89
	11	191	62	98	31
	12	332	112	154	66
	13	274	107	107	60
	14	251	91	103	57
	15	184	65	70	49
	16	216	74	84	58
	17	198	66	91	41
	18	199	76	85	38
	19	357	137	138	82
	20	273	81	130	62
	21	297	108	146	43
	22	305	89	135	81
	23	253	94	90	69
	24	493	169	203	121
	25	240	95	67	78
	26	205	79	96	30
	27	210	65	88	57
	28	206	67	84	55
	29	221	91	79	51
	30	177	45	43	89
	31	259	86	96	77
	32	262	72	130	60
	33	293	119	130	44
	34	141	45	66	30
	35	157	62	59	36
	36	245	98	94	53
	37	308	115	127	66
	38	341	133	120	88
	39	248	95	97	56
	40	372	143	125	104
	41	244	77	108	59
	42	245	79	109	57
	43	175	53	84	38
Webster		11,160	3,981	4,550	2,629
Wheatland					
	1	217	75	104	38
	2	233	75	115	43
	3	221	92	88	41

PROPOSAL NUMBER TWO
A PROPOSITION
REBUILD AND RENEW NEW YORK TRANSPORTATION BOND ACT OF 2005
DETAIL

<u>LEGISLATIVE DISTRICT OR TOWN</u>	<u>ELECTION DISTRICT</u>	<u>TOTAL VOTERS</u>	<u>YES</u>	<u>NO</u>	<u>BLANK AND VOID</u>
Wheatland					
	4	181	61	90	30
	5	207	66	112	29
Wheatland		<u>1,059</u>	<u>369</u>	<u>509</u>	<u>181</u>
TOWNS		<u>130,097</u>	<u>47,530</u>	<u>49,893</u>	<u>32,674</u>
GRAND TOTAL:		<u><u>169,183</u></u>	<u><u>59,845</u></u>	<u><u>57,008</u></u>	<u><u>52,330</u></u>

VOTER TURNOUT
2005 GENERAL ELECTION
SUMMARY

LEGISLATIVE DISTRICT OR TOWN	VOTERS ELIGIBLE	VOTED	PERCENT TURNOUT
Leg. Dist. 06	3,085	1,639	53.1
Leg. Dist. 07	1,534	819	53.4
Leg. Dist. 21	12,976	5,434	41.9
Leg. Dist. 22	9,381	2,504	26.7
Leg. Dist. 23	12,486	6,180	49.5
Leg. Dist. 24	7,180	3,707	51.6
Leg. Dist. 25	9,653	3,523	36.5
Leg. Dist. 26	6,933	2,900	41.8
Leg. Dist. 27	12,895	5,249	40.7
Leg. Dist. 28	9,183	3,255	35.4
Leg. Dist. 29	10,859	3,876	35.7
CITY	96,165	39,086	40.6
Brighton	21,972	10,509	47.8
Chili	18,279	6,743	36.9
Clarkson	3,768	1,543	41.0
East Rochester	3,737	1,649	44.1
Gates	17,714	7,246	40.9
Greece	60,809	19,817	32.6
Hamlin	5,234	2,132	40.7
Henrietta	20,407	6,699	32.8
Irondequoit	34,554	15,926	46.1
Mendon	6,117	3,349	54.7
Ogden	12,102	4,448	36.8
Parma	9,748	2,933	30.1
Penfield	23,935	9,455	39.5
Perinton	32,219	11,702	36.3
Pittsford	18,783	7,930	42.2
Riga	3,728	2,212	59.3
Rush	2,505	1,219	48.7
Sweden	6,592	2,366	35.9
Webster	27,015	11,160	41.3
Wheatland	3,260	1,059	32.5
TOWNS	332,478	130,097	39.1
GRAND TOTAL:	428,643	169,183	39.5

VOTER TURNOUT
2005 GENERAL ELECTION
DETAIL

<u>LEGISLATIVE DISTRICT OR TOWN</u>	<u>ELECTION DISTRICT</u>	<u>VOTERS ELIGIBLE</u>	<u>VOTED</u>	<u>PERCENT TURNOUT</u>
Leg. Dist. 06	1	721	420	58.3
	2	384	174	45.3
	3	486	265	54.5
	4	505	284	56.2
	5	474	258	54.4
	6	<u>515</u>	<u>238</u>	<u>46.2</u>
Leg. Dist. 06		3,085	1,639	53.1
Leg. Dist. 07	1	673	384	57.1
	2	467	246	52.7
	3	<u>394</u>	<u>189</u>	<u>48.0</u>
Leg. Dist. 07		1,534	819	53.4
Leg. Dist. 21	1	533	260	48.8
	2	439	224	51.0
	3	332	125	37.7
	4	331	156	47.1
	5/16	615	290	47.2
	6	513	185	36.1
	7	677	356	52.6
	8/28	230	103	44.8
	9	459	192	41.8
	10	528	298	56.4
	11	375	108	28.8
	12	562	261	46.4
	13	241	119	49.4
	14	621	357	57.5
	15	594	257	43.3
	17	606	219	36.1
	18	570	169	29.6
	19	235	78	33.2
	20	252	137	54.4
	21	528	203	38.4
	22	698	194	27.8
	23/32	513	161	31.4
	24	462	285	61.7
	25	540	184	34.1
	26	462	132	28.6
	27	355	105	29.6
	29/30	276	82	29.7
	31/34	229	94	41.0
	33	<u>200</u>	<u>100</u>	<u>50.0</u>
Leg. Dist. 21		12,976	5,434	41.9
Leg. Dist. 22	1	652	207	31.7
	2	260	51	19.6
	3	507	158	31.2
	4	275	53	19.3
	5	512	133	26.0

VOTER TURNOUT
2005 GENERAL ELECTION
DETAIL

<u>LEGISLATIVE DISTRICT OR TOWN</u>	<u>ELECTION DISTRICT</u>	<u>VOTERS ELIGIBLE</u>	<u>VOTED</u>	<u>PERCENT TURNOUT</u>
Leg. Dist. 22	6	357	115	32.2
	7	272	62	22.8
	8	419	130	31.0
	9	424	77	18.2
	10	366	95	26.0
	11	446	136	30.5
	12	334	92	27.5
	13	227	51	22.5
	14	484	156	32.2
	15	592	145	24.5
	16	263	61	23.2
	17	260	61	23.5
	18	232	73	31.5
	19	408	90	22.1
	20	471	133	28.2
	21	346	108	31.2
	22	593	141	23.8
	23	374	93	24.9
	24	<u>307</u>	<u>83</u>	<u>27.0</u>
Leg. Dist. 22		9,381	2,504	26.7
Leg. Dist. 23	1	256	122	47.7
	2	611	230	37.6
	3	388	162	41.8
	4	674	336	49.9
	5	587	188	32.0
	6	323	132	40.9
	7	542	211	38.9
	8	469	190	40.5
	9	304	149	49.0
	10	450	201	44.7
	11	456	224	49.1
	12	525	306	58.3
	13	378	206	54.5
	14	453	157	34.7
	15	380	117	30.8
	16	508	220	43.3
	17	549	331	60.3
	18	520	303	58.3
	19	459	256	55.8
	20	468	283	60.5
	21	419	244	58.2
	22	341	187	54.8
	23	312	107	34.3
	24	472	260	55.1
	25	597	406	68.0
	26	699	453	64.8
	27	<u>346</u>	<u>199</u>	<u>57.5</u>
Leg. Dist. 23		12,486	6,180	49.5
Leg. Dist. 24				

VOTER TURNOUT
2005 GENERAL ELECTION
DETAIL

<u>LEGISLATIVE DISTRICT OR TOWN</u>	<u>ELECTION DISTRICT</u>	<u>VOTERS ELIGIBLE</u>	<u>VOTED</u>	<u>PERCENT TURNOUT</u>
Leg. Dist. 24	1	493	325	65.9
	2	385	237	61.6
	3	466	269	57.7
	4	490	250	51.0
	5	546	269	49.3
	6	347	161	46.4
	7	302	174	57.6
	8	451	224	49.7
	9	313	160	51.1
	10	546	260	47.6
	11	370	180	48.6
	12	211	127	60.2
	13	492	223	45.3
	14	564	246	43.6
	15	571	296	51.8
	16	461	216	46.9
	17	<u>172</u>	<u>90</u>	<u>52.3</u>
Leg. Dist. 24		7,180	3,707	51.6
Leg. Dist. 25	1	537	240	44.7
	2	454	158	34.8
	3	611	254	41.6
	4	149	45	30.2
	5	428	139	32.5
	6	460	208	45.2
	7	555	163	29.4
	8	645	213	33.0
	9	310	110	35.5
	10	446	187	41.9
	11	451	147	32.6
	12	583	264	45.3
	13	542	154	28.4
	14/24	582	297	51.0
	15	426	127	29.8
	16/23	445	49	11.0
	17	311	87	28.0
	18	508	228	44.9
	19	31	8	25.8
	20/25	580	219	37.8
	21	308	92	29.9
	22	<u>291</u>	<u>134</u>	<u>46.0</u>
Leg. Dist. 25		9,653	3,523	36.5
Leg. Dist. 26	1	508	150	29.5
	2	245	74	30.2
	3	358	168	46.9
	4	403	211	52.4
	5	423	192	45.4
	7	490	220	44.9
	8	496	206	41.5

VOTER TURNOUT
2005 GENERAL ELECTION
DETAIL

<u>LEGISLATIVE DISTRICT OR TOWN</u>	<u>ELECTION DISTRICT</u>	<u>VOTERS ELIGIBLE</u>	<u>VOTED</u>	<u>PERCENT TURNOUT</u>
Leg. Dist. 26	9	512	253	49.4
	10	591	223	37.7
	11	497	249	50.1
	12	599	288	48.1
	13/15	538	206	38.3
	14	539	202	37.5
	16	729	254	34.8
	17	5	4	80.0
Leg. Dist. 26		<u>6,933</u>	<u>2,900</u>	<u>41.8</u>
Leg. Dist. 27	1	581	244	42.0
	2	520	242	46.5
	3	504	254	50.4
	4	585	277	47.4
	5	622	264	42.4
	6	643	228	35.5
	7	543	230	42.4
	8	635	225	35.4
	9	587	271	46.2
	10	490	235	48.0
	11	596	268	45.0
	12	480	195	40.6
	13	577	223	38.6
	14	399	170	42.6
	15	481	202	42.0
	16	559	233	41.7
	17	308	111	36.0
	18	487	159	32.6
	19	540	231	42.8
	20	396	125	31.6
	21	295	117	39.7
	22	621	254	40.9
	23	334	130	38.9
	27	529	210	39.7
	28	583	151	25.9
Leg. Dist. 27		<u>12,895</u>	<u>5,249</u>	<u>40.7</u>
Leg. Dist. 28	1	378	138	36.5
	2	530	196	37.0
	3	371	104	28.0
	4	596	245	41.1
	5	295	138	46.8
	6	364	160	44.0
	7	604	254	42.1
	8	517	189	36.6
	9	312	133	42.6
	10	332	113	34.0
	11	625	170	27.2
	12	344	99	28.8
	13/25	519	156	30.1

VOTER TURNOUT
2005 GENERAL ELECTION
DETAIL

<u>LEGISLATIVE DISTRICT OR TOWN</u>	<u>ELECTION DISTRICT</u>	<u>VOTERS ELIGIBLE</u>	<u>VOTED</u>	<u>PERCENT TURNOUT</u>
Leg. Dist. 28	14	618	156	25.2
	15	342	59	17.3
	16	355	152	42.8
	17	278	70	25.2
	18	599	219	36.6
	19/21	319	172	53.9
	22	311	83	26.7
	23	475	213	44.8
	24	99	36	36.4
Leg. Dist. 28		<u>9,183</u>	<u>3,255</u>	<u>35.4</u>
Leg. Dist. 29	1/2	311	77	24.8
	3	353	123	34.8
	4	567	231	40.7
	5/7	675	275	40.7
	6	437	169	38.7
	8	509	184	36.1
	9	412	161	39.1
	10	607	174	28.7
	11	350	168	48.0
	12	511	147	28.8
	13	579	145	25.0
	14	427	174	40.7
	15	538	131	24.3
	16	250	73	29.2
	17	10	4	40.0
	18	364	204	56.0
	19	520	150	28.8
	20	714	198	27.7
	21	525	211	40.2
	22	221	119	53.8
	23	302	187	61.9
	24	603	198	32.8
	25	361	221	61.2
	26	497	106	21.3
	27	216	46	21.3
Leg. Dist. 29		<u>10,859</u>	<u>3,876</u>	<u>35.7</u>
CITY		<u>96,165</u>	<u>39,086</u>	<u>40.6</u>
Brighton	1	571	302	52.9
	2	425	175	41.2
	3	465	229	49.2
	4	467	229	49.0
	5	510	236	46.3
	6	706	354	50.1
	7	458	205	44.8
	8	527	240	45.5
	9	416	229	55.0
	10	538	286	53.2

VOTER TURNOUT
2005 GENERAL ELECTION
DETAIL

<u>LEGISLATIVE DISTRICT OR TOWN</u>	<u>ELECTION DISTRICT</u>	<u>VOTERS ELIGIBLE</u>	<u>VOTED</u>	<u>PERCENT TURNOUT</u>
Brighton	11	594	286	48.1
	12	643	343	53.3
	13	381	222	58.3
	14	410	115	28.0
	15	417	179	42.9
	16	375	174	46.4
	17	315	170	54.0
	18	473	219	46.3
	19	327	187	57.2
	20	389	131	33.7
	21	441	210	47.6
	22	525	267	50.9
	23	420	248	59.0
	24	411	217	52.8
	25	415	198	47.7
	26	462	215	46.5
	27	399	233	58.4
	28	639	303	47.4
	29	362	168	46.4
	30	912	434	47.6
	31	430	234	54.4
	32	524	291	55.5
	33	575	307	53.4
	34	483	246	50.9
	35	490	225	45.9
	36	496	116	23.4
	37	572	247	43.2
	38	602	298	49.5
	39	427	211	49.4
	40	813	419	51.5
	41	591	240	40.6
	42	147	89	60.5
	43	564	256	45.4
	44	278	93	33.5
	45	361	114	31.6
	46	226	119	52.7
Brighton		21,972	10,509	47.8
Chili	1	471	200	42.5
	2	661	280	42.4
	3	694	239	34.4
	4	484	141	29.1
	5	495	217	43.8
	6	573	242	42.2
	7	328	123	37.5
	8	498	208	41.8
	9	573	262	45.7
	10	441	147	33.3
	11	484	161	33.3
	12	621	195	31.4

VOTER TURNOUT
2005 GENERAL ELECTION
DETAIL

<u>LEGISLATIVE DISTRICT OR TOWN</u>	<u>ELECTION DISTRICT</u>	<u>VOTERS ELIGIBLE</u>	<u>VOTED</u>	<u>PERCENT TURNOUT</u>
Chili				
	13	779	289	37.1
	14	575	241	41.9
	15	518	199	38.4
	16	677	269	39.7
	17	1,075	513	47.7
	18	551	159	28.9
	19	476	221	46.4
	20	839	283	33.7
	21	407	166	40.8
	22	606	150	24.8
	23	475	185	38.9
	24	953	295	31.0
	25	513	162	31.6
	26	759	243	32.0
	27	526	195	37.1
	28	467	167	35.8
	29	386	157	40.7
	30	389	83	21.3
	31	37	8	21.6
	32	456	151	33.1
	33	492	192	39.0
Chili		18,279	6,743	36.9
Clarkson				
	1	714	255	35.7
	2	605	234	38.7
	3	581	290	49.9
	4	812	320	39.4
	5	614	245	39.9
	6	442	199	45.0
Clarkson		3,768	1,543	41.0
East Rochester				
	1	689	261	37.9
	2	551	276	50.1
	3	500	267	53.4
	4	527	224	42.5
	5	484	183	37.8
	6	450	196	43.6
	7	536	242	45.1
East Rochester		3,737	1,649	44.1
Gates				
	1	386	170	44.0
	2	491	225	45.8
	3	496	152	30.6
	4	549	228	41.5
	5	535	335	62.6
	6	589	228	38.7
	7	902	383	42.5
	8	399	197	49.4
	9	611	280	45.8

VOTER TURNOUT
2005 GENERAL ELECTION
DETAIL

<u>LEGISLATIVE DISTRICT OR TOWN</u>	<u>ELECTION DISTRICT</u>	<u>VOTERS ELIGIBLE</u>	<u>VOTED</u>	<u>PERCENT TURNOUT</u>
Gates	10	271	126	46.5
	11	376	174	46.3
	12	366	158	43.2
	13	631	229	36.3
	14	439	160	36.4
	15	741	294	39.7
	16	462	178	38.5
	17	530	192	36.2
	18	621	193	31.1
	19	489	232	47.4
	20	515	212	41.2
	21	509	223	43.8
	22	420	184	43.8
	23	499	226	45.3
	24	649	206	31.7
	25	476	231	48.5
	26	608	235	38.7
	27	703	221	31.4
	28	449	168	37.4
	29	522	196	37.5
	30	327	130	39.8
	31	432	171	39.6
	32	546	257	47.1
	33	301	117	38.9
	34	468	176	37.6
	35	<u>406</u>	<u>159</u>	<u>39.2</u>
Gates		17,714	7,246	40.9
Greece	1	488	180	36.9
	2	538	178	33.1
	3	524	181	34.5
	4	412	152	36.9
	5	427	154	36.1
	6	446	157	35.2
	7	591	233	39.4
	8	562	181	32.2
	9	555	181	32.6
	10	518	192	37.1
	11	350	108	30.9
	12	368	130	35.3
	13	443	171	38.6
	14	449	134	29.8
	15	457	137	30.0
	16	352	115	32.7
	17	634	204	32.2
	18	603	186	30.8
	19	516	158	30.6
	20	582	170	29.2
	21	477	188	39.4
	22	426	141	33.1

VOTER TURNOUT
2005 GENERAL ELECTION
DETAIL

<u>LEGISLATIVE DISTRICT OR TOWN</u>	<u>ELECTION DISTRICT</u>	<u>VOTERS ELIGIBLE</u>	<u>VOTED</u>	<u>PERCENT TURNOUT</u>
Greece				
	23	786	346	44.0
	24	631	217	34.4
	25	598	225	37.6
	26	504	201	39.9
	27	649	158	24.3
	28	687	188	27.4
	29	528	171	32.4
	30	404	171	42.3
	31	454	163	35.9
	32	626	185	29.6
	33	686	165	24.1
	34	545	202	37.1
	35	520	213	41.0
	36	631	216	34.2
	37	405	146	36.0
	38	678	240	35.4
	39	351	106	30.2
	40	460	195	42.4
	41	583	253	43.4
	42	533	158	29.6
	43	471	129	27.4
	44	719	236	32.8
	45	760	211	27.8
	46	407	147	36.1
	47	527	234	44.4
	48	429	175	40.8
	49	398	161	40.5
	50	546	176	32.2
	51	352	149	42.3
	52	716	196	27.4
	53	509	146	28.7
	54	617	148	24.0
	55	440	154	35.0
	56	666	242	36.3
	57	530	156	29.4
	58	713	191	26.8
	59	594	151	25.4
	60	523	138	26.4
	61	586	193	32.9
	62	735	222	30.2
	63	614	250	40.7
	64	485	161	33.2
	65	474	231	48.7
	66	375	111	29.6
	67	470	157	33.4
	68	608	235	38.7
	69	362	137	37.8
	70	701	199	28.4
	71	657	244	37.1
	72	638	183	28.7
	73	393	110	28.0

VOTER TURNOUT
2005 GENERAL ELECTION
DETAIL

<u>LEGISLATIVE DISTRICT OR TOWN</u>	<u>ELECTION DISTRICT</u>	<u>VOTERS ELIGIBLE</u>	<u>VOTED</u>	<u>PERCENT TURNOUT</u>
Greece	74	523	125	23.9
	75	483	118	24.4
	76	410	146	35.6
	77	631	241	38.2
	78	425	188	44.2
	79	723	233	32.2
	80	669	226	33.8
	81	387	155	40.1
	82	590	128	21.7
	83	467	149	31.9
	84	660	241	36.5
	85	730	189	25.9
	86	683	243	35.6
	87	501	180	35.9
	88	563	160	28.4
	89	473	151	31.9
	90	648	166	25.6
	91	896	282	31.5
	92	971	294	30.3
	93	840	293	34.9
	94	561	167	29.8
	95	474	125	26.4
	96	687	202	29.4
	97	812	323	39.8
	98	782	213	27.2
	99	606	194	32.0
	100	691	203	29.4
	101	426	140	32.9
	102	825	184	22.3
	103	643	202	31.4
	104	682	235	34.5
	105	425	131	30.8
	106	535	123	23.0
	107	390	99	25.4
	108	342	100	29.2
	109	<u>663</u>	<u>145</u>	<u>21.9</u>
Greece		60,809	19,817	32.6
Hamlin	1	563	186	33.0
	2	601	299	49.8
	3/11	534	193	36.1
	4	430	189	44.0
	5	522	201	38.5
	6	371	129	34.8
	7	694	302	43.5
	8	458	190	41.5
	9	424	165	38.9
	10	<u>637</u>	<u>278</u>	<u>43.6</u>
Hamlin		5,234	2,132	40.7
Henrietta				

VOTER TURNOUT
2005 GENERAL ELECTION
DETAIL

<u>LEGISLATIVE DISTRICT OR TOWN</u>	<u>ELECTION DISTRICT</u>	<u>VOTERS ELIGIBLE</u>	<u>VOTED</u>	<u>PERCENT TURNOUT</u>	
Henrietta	1	690	240	34.8	
	2	542	146	26.9	
	3	437	92	21.1	
	4	492	184	37.4	
	5	572	227	39.7	
	6	565	201	35.6	
	7	455	193	42.4	
	8	566	190	33.6	
	9	509	139	27.3	
	10	563	181	32.1	
	11	590	180	30.5	
	12	516	200	38.8	
	13	616	188	30.5	
	14	451	141	31.3	
	15	615	198	32.2	
	16	428	140	32.7	
	17	592	204	34.5	
	18	658	218	33.1	
	19	552	150	27.2	
	20	528	180	34.1	
	21	411	161	39.2	
	22	689	266	38.6	
	23	561	194	34.6	
	24	600	211	35.2	
	25	489	208	42.5	
	26	924	263	28.5	
	27	754	264	35.0	
	28	614	229	37.3	
	29	779	192	24.6	
	30		1,043	278	26.7
	31		423	130	30.7
	32		634	262	41.3
	33		450	154	34.2
	34		419	118	28.2
	35		680	177	26.0
Henrietta		20,407	6,699	32.8	
Irondequoit	1	645	264	40.9	
	2	416	217	52.2	
	3	663	301	45.4	
	4	487	234	48.0	
	5	511	213	41.7	
	6	746	379	50.8	
	7	626	358	57.2	
	8	503	240	47.7	
	9	564	279	49.5	
	10	482	281	58.3	
	11	329	145	44.1	
	12	459	197	42.9	
	13	671	337	50.2	

VOTER TURNOUT
2005 GENERAL ELECTION
DETAIL

<u>LEGISLATIVE DISTRICT OR TOWN</u>	<u>ELECTION DISTRICT</u>	<u>VOTERS ELIGIBLE</u>	<u>VOTED</u>	<u>PERCENT TURNOUT</u>
Irondequoit	14	654	324	49.5
	15	586	308	52.6
	16	609	301	49.4
	17	350	165	47.1
	18	552	279	50.5
	19	630	256	40.6
	20	418	242	57.9
	21	502	232	46.2
	22	544	261	48.0
	23	466	237	50.9
	24	455	203	44.6
	25	561	229	40.8
	26	460	156	33.9
	27	320	139	43.4
	28	433	200	46.2
	29	461	189	41.0
	30	458	226	49.3
	31	473	236	49.9
	32	543	231	42.5
	33	399	183	45.9
	34	759	341	44.9
	35	368	175	47.6
	36	467	125	26.8
	37	467	230	49.3
	38	390	136	34.9
	39	353	159	45.0
	40	321	167	52.0
	41	541	247	45.7
	42	485	246	50.7
	43	427	180	42.2
	44	848	430	50.7
	45	440	221	50.2
	46	545	240	44.0
	47	199	94	47.2
	48	472	253	53.6
	49	452	188	41.6
	50	501	152	30.3
	51	555	290	52.3
	52	630	248	39.4
	53	491	210	42.8
	54	207	73	35.3
	55	591	268	45.3
	56	457	245	53.6
	57	722	366	50.7
	58	574	255	44.4
	59	497	216	43.5
	60	540	237	43.9
	61	629	328	52.1
	62	515	253	49.1
	63	399	182	45.6
	64	276	143	51.8

VOTER TURNOUT
2005 GENERAL ELECTION
DETAIL

<u>LEGISLATIVE DISTRICT OR TOWN</u>	<u>ELECTION DISTRICT</u>	<u>VOTERS ELIGIBLE</u>	<u>VOTED</u>	<u>PERCENT TURNOUT</u>
Irondequoit	65	384	139	36.2
	66	372	104	28.0
	67	453	214	47.2
	68	552	265	48.0
	69	297	106	35.7
	70	165	77	46.7
	71/72	<u>237</u>	<u>81</u>	<u>34.2</u>
Irondequoit		34,554	15,926	46.1
Mendon	1	832	433	52.0
	2	671	385	57.4
	3	774	458	59.2
	4	651	357	54.8
	5	737	404	54.8
	6	654	342	52.3
	7	801	421	52.6
	8	374	173	46.3
	9	<u>623</u>	<u>376</u>	<u>60.4</u>
Mendon		6,117	3,349	54.7
Ogden	1	573	235	41.0
	2	567	266	46.9
	3	768	331	43.1
	4	568	197	34.7
	5	561	242	43.1
	6	733	247	33.7
	7	350	131	37.4
	8	640	208	32.5
	9	577	252	43.7
	10	548	171	31.2
	11	560	218	38.9
	12	701	230	32.8
	13	611	207	33.9
	14	575	167	29.0
	15	760	268	35.3
	16	387	161	41.6
	17	534	182	34.1
	18	740	194	26.2
	19	664	251	37.8
	20	<u>685</u>	<u>290</u>	<u>42.3</u>
Ogden		12,102	4,448	36.8
Parma	1	670	209	31.2
	2	803	222	27.6
	3	582	174	29.9
	4	652	193	29.6
	5	476	177	37.2
	6	299	100	33.4
	7	627	191	30.5

VOTER TURNOUT
2005 GENERAL ELECTION
DETAIL

<u>LEGISLATIVE DISTRICT OR TOWN</u>	<u>ELECTION DISTRICT</u>	<u>VOTERS ELIGIBLE</u>	<u>VOTED</u>	<u>PERCENT TURNOUT</u>
Parma	8	676	255	37.7
	9	693	194	28.0
	10	674	222	32.9
	11	659	204	31.0
	12	765	177	23.1
	13	881	274	31.1
	14	670	173	25.8
	15	621	168	27.1
Parma		9,748	2,933	30.1
Penfield	1	291	108	37.1
	2	610	248	40.7
	3	435	205	47.1
	4	613	203	33.1
	5	577	261	45.2
	6	548	175	31.9
	7	498	273	54.8
	8	602	219	36.4
	9	663	328	49.5
	10	493	210	42.6
	11	382	164	42.9
	12	612	295	48.2
	13	750	319	42.5
	14	739	275	37.2
	15	714	282	39.5
	16	282	137	48.6
	17	618	232	37.5
	18	405	195	48.1
	19	807	356	44.1
	20	703	267	38.0
	21	691	277	40.1
	22	551	237	43.0
	23	783	307	39.2
	24	760	327	43.0
	25	539	224	41.6
	26	403	154	38.2
	27	663	304	45.9
	28	580	173	29.8
	29	810	312	38.5
	30	778	295	37.9
	31	429	167	38.9
	32	408	182	44.6
	33	552	224	40.6
	34	495	149	30.1
	35	681	247	36.3
	36	564	174	30.9
	37	641	230	35.9
	38	432	132	30.6
	39	419	123	29.4
	40	604	183	30.3

VOTER TURNOUT
2005 GENERAL ELECTION
DETAIL

<u>LEGISLATIVE DISTRICT OR TOWN</u>	<u>ELECTION DISTRICT</u>	<u>VOTERS ELIGIBLE</u>	<u>VOTED</u>	<u>PERCENT TURNOUT</u>
Penfield	41	345	145	42.0
	42	465	137	29.5
Penfield		23,935	9,455	39.5
Perinton	1	767	259	33.8
	2	736	241	32.7
	3	514	259	50.4
	4	486	203	41.8
	5	353	104	29.5
	6	489	210	42.9
	7	605	265	43.8
	8	577	213	36.9
	9	761	285	37.5
	10	672	212	31.5
	11	443	149	33.6
	12	536	209	39.0
	13	474	183	38.6
	14	554	233	42.1
	15	611	159	26.0
	16	464	183	39.4
	17	577	272	47.1
	18	541	218	40.3
	19	534	188	35.2
	20	557	258	46.3
	21	634	250	39.4
	22	393	166	42.2
	23	605	243	40.2
	24	949	386	40.7
	25	426	184	43.2
	26	617	262	42.5
	27	456	207	45.4
	28	462	178	38.5
	29	345	138	40.0
	30	606	170	28.1
	31	726	245	33.7
	32	533	183	34.3
	33	585	243	41.5
	34	668	251	37.6
	35	530	165	31.1
	36	415	114	27.5
	37	588	209	35.5
	38	754	292	38.7
	39	695	200	28.8
	40	433	149	34.4
	41	392	148	37.8
	42	619	166	26.8
	43	835	321	38.4
	44	488	186	38.1
	45	981	347	35.4
	46	338	108	32.0

VOTER TURNOUT
2005 GENERAL ELECTION
DETAIL

<u>LEGISLATIVE DISTRICT OR TOWN</u>	<u>ELECTION DISTRICT</u>	<u>VOTERS ELIGIBLE</u>	<u>VOTED</u>	<u>PERCENT TURNOUT</u>
Perinton	47	613	188	30.7
	48	468	151	32.3
	49	506	190	37.5
	50	332	68	20.5
	51	621	191	30.8
	52	631	196	31.1
	53	500	189	37.8
	54	958	307	32.0
	55	522	219	42.0
	56	744	189	25.4
Perinton		32,219	11,702	36.3
Pittsford	1	485	245	50.5
	2	512	269	52.5
	3	762	416	54.6
	4	670	266	39.7
	5	412	198	48.1
	6	321	183	57.0
	7	280	135	48.2
	8	574	273	47.6
	9	584	278	47.6
	10	581	153	26.3
	11	503	243	48.3
	12	529	197	37.2
	13	391	205	52.4
	14	682	334	49.0
	15	483	133	27.5
	16	448	202	45.1
	17	736	257	34.9
	18	572	217	37.9
	19	357	195	54.6
	20	527	264	50.1
	21	642	244	38.0
	22	667	284	42.6
	23	502	238	47.4
	24	666	265	39.8
	25	629	285	45.3
	26	552	261	47.3
	27	528	192	36.4
	28	518	198	38.2
	29	526	242	46.0
	30	517	203	39.3
	31	706	224	31.7
	32	576	281	48.8
	33	776	217	28.0
	34	569	133	23.4
Pittsford		18,783	7,930	42.2
Riga	1	792	440	55.6
	2	625	392	62.7

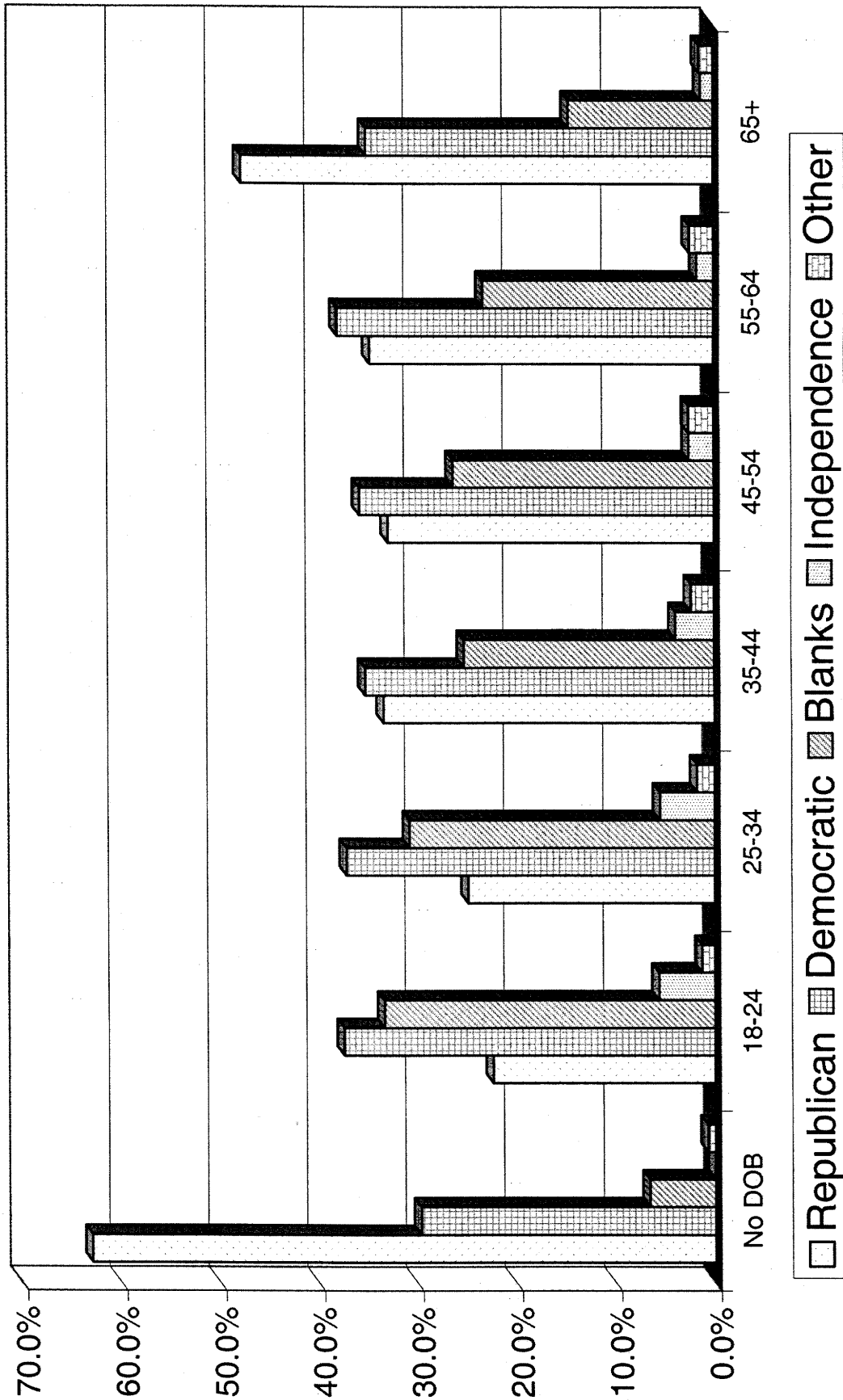
VOTER TURNOUT
2005 GENERAL ELECTION
DETAIL

<u>LEGISLATIVE DISTRICT OR TOWN</u>	<u>ELECTION DISTRICT</u>	<u>VOTERS ELIGIBLE</u>	<u>VOTED</u>	<u>PERCENT TURNOUT</u>
Riga	3	502	312	62.2
	4	637	385	60.4
	5	590	345	58.5
	6	<u>582</u>	<u>338</u>	<u>58.1</u>
Riga		3,728	2,212	59.3
Rush	1	655	324	49.5
	2	490	259	52.9
	3	658	345	52.4
	4	<u>702</u>	<u>291</u>	<u>41.5</u>
Rush		2,505	1,219	48.7
Sweden	1	616	211	34.3
	2	465	122	26.2
	3	757	261	34.5
	4	809	286	35.4
	5	196	85	43.4
	6	580	217	37.4
	7	613	277	45.2
	8	509	164	32.2
	9	479	151	31.5
	10	780	315	40.4
	11	280	76	27.1
	12	<u>508</u>	<u>201</u>	<u>39.6</u>
Sweden		6,592	2,366	35.9
Webster	1	594	321	54.0
	2	759	235	31.0
	3	557	276	49.6
	4	390	163	41.8
	5	675	286	42.4
	6	626	235	37.5
	7	710	322	45.4
	8	537	255	47.5
	9	782	342	43.7
	10	834	353	42.3
	11	556	191	34.4
	12	723	332	45.9
	13	548	274	50.0
	14	545	251	46.1
	15	447	184	41.2
	16	767	216	28.2
	17	536	198	36.9
	18	472	199	42.2
	19	822	357	43.4
	20	775	273	35.2
	21	787	297	37.7
	22	675	305	45.2
	23	551	253	45.9

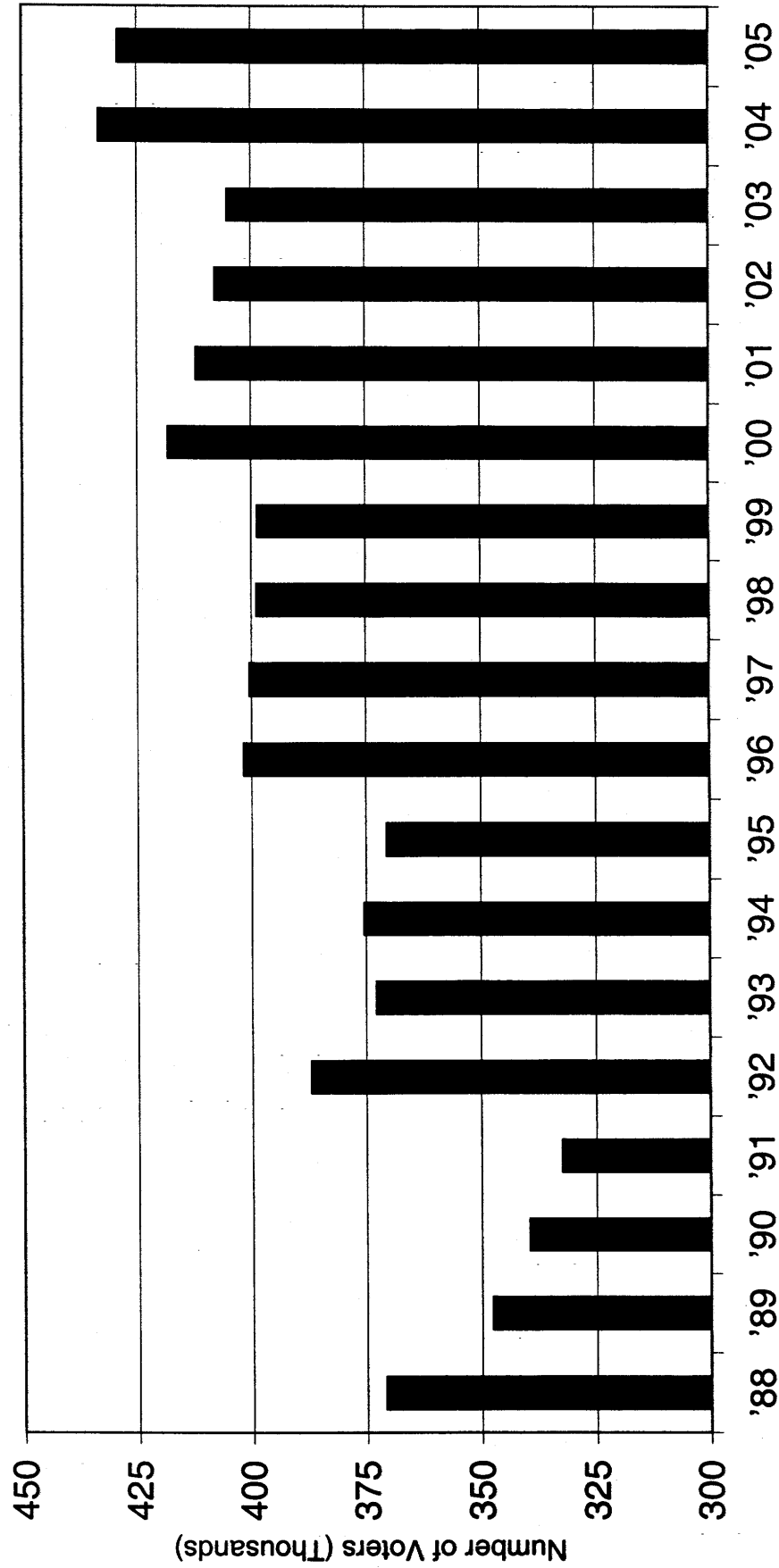
VOTER TURNOUT
2005 GENERAL ELECTION
DETAIL

<u>LEGISLATIVE DISTRICT OR TOWN</u>	<u>ELECTION DISTRICT</u>	<u>VOTERS ELIGIBLE</u>	<u>VOTED</u>	<u>PERCENT TURNOUT</u>
Webster	24	1,146	493	43.0
	25	692	240	34.7
	26	668	205	30.7
	27	508	210	41.3
	28	560	206	36.8
	29	484	221	45.7
	30	491	177	36.0
	31	625	259	41.4
	32	657	262	39.9
	33	654	293	44.8
	34	371	141	38.0
	35	403	157	39.0
	36	580	245	42.2
	37	777	308	39.6
	38	811	341	42.0
	39	530	248	46.8
	40	823	372	45.2
	41	582	244	41.9
	42	544	245	45.0
	43	441	175	39.7
Webster		<u>27,015</u>	<u>11,160</u>	<u>41.3</u>
Wheatland	1	618	217	35.1
	2	606	233	38.4
	3	781	221	28.3
	4	594	181	30.5
	5	661	207	31.3
Wheatland		<u>3,260</u>	<u>1,059</u>	<u>32.5</u>
TOWNS		<u>332,478</u>	<u>130,097</u>	<u>39.1</u>
GRAND TOTAL:		<u><u>428,643</u></u>	<u><u>169,183</u></u>	<u><u>39.5</u></u>

PARTY ENROLLMENT BY AGE

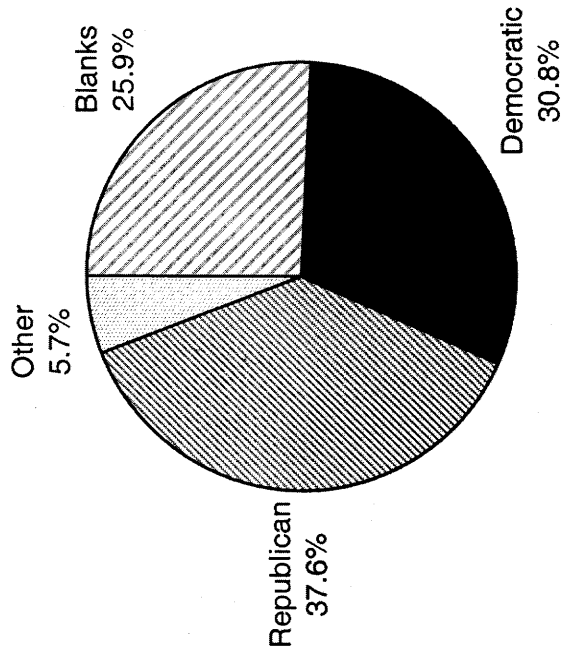


Voter Registration for 1988-2005 General Elections

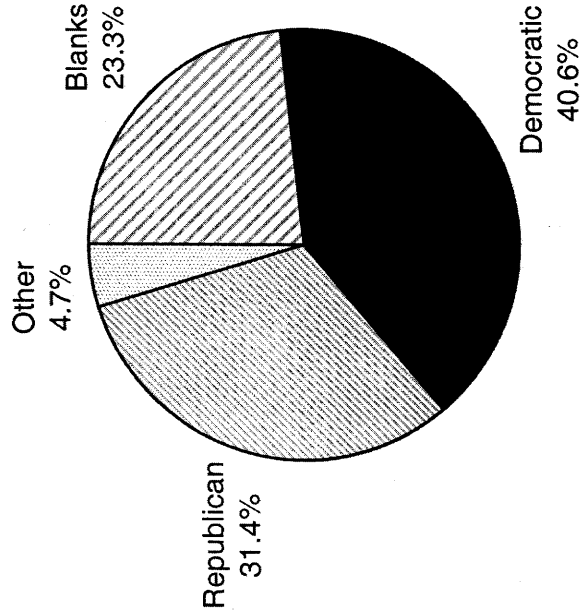


PROFILE OF PARTY ENROLLMENTS

By Gender



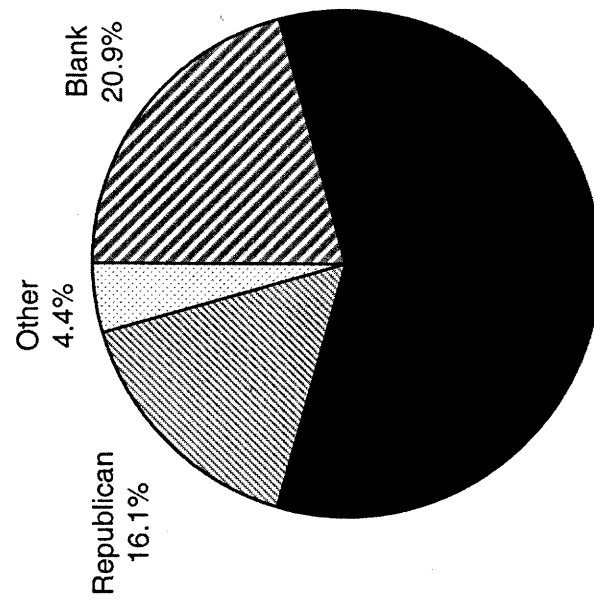
Male



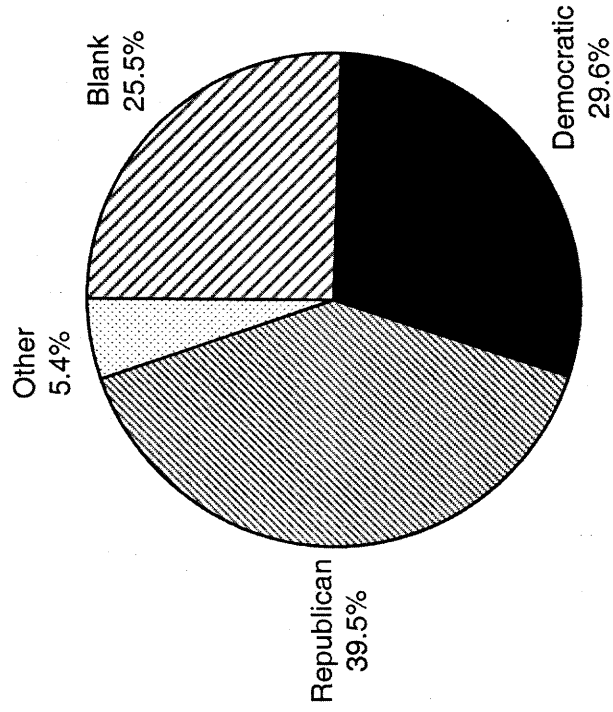
Female

PROFILE OF PARTY ENROLLMENTS

By Location

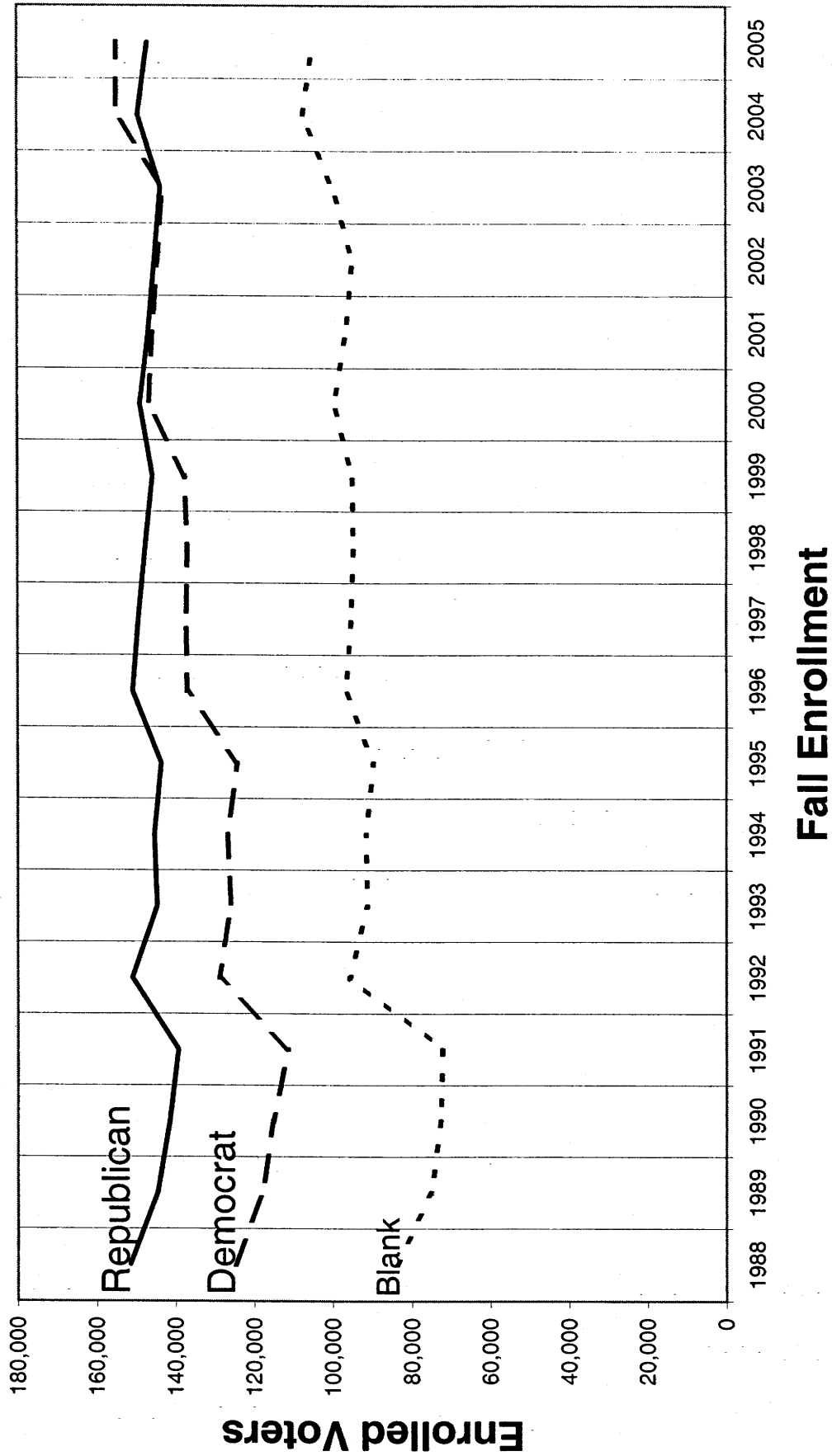


CITY



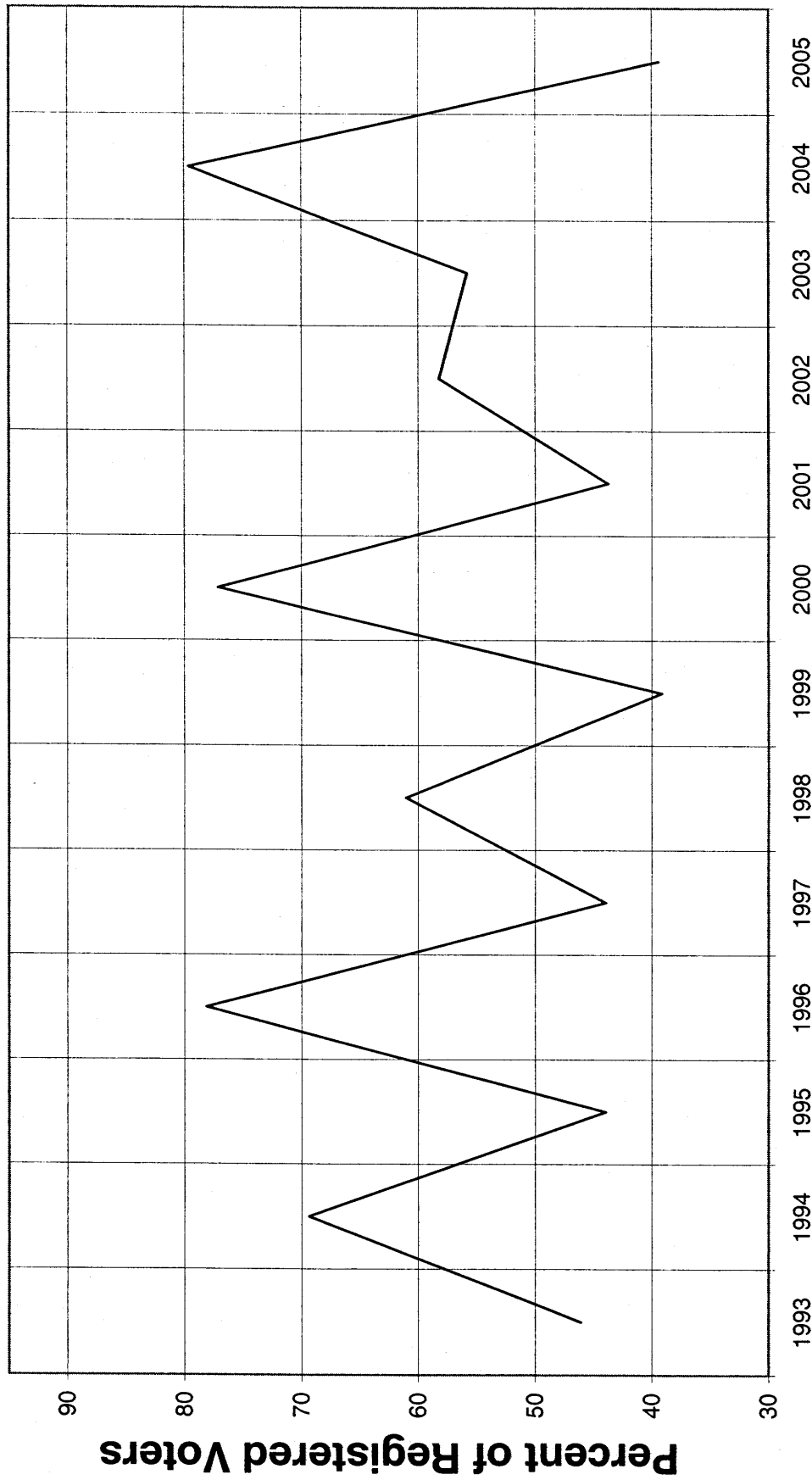
TOWNS

Party Enrollment Trends



Voter Turnout for General Election

1993 Through 2005



VOTER TURNOUT HISTORY

Year	Registered Voters	Number Voting	Turnout
2005	428,643	169,183	39.5%
2004	433,210	344,860	79.6%
2003	405,192	226,044	55.8%
2002	407,664	236,691	58.1%
2001	411,870	180,140	43.7%
2000	418,041	322,394	77.1%
1999	398,605	156,007	39.1%
1998	398,749	243,338	61.0%
1997	400,304	175,945	44.0%
1996	401,311	313,531	78.1%
1995	370,380	162,805	44.0%
1994	375,974	260,831	69.4%
1993	372,647	171,732	46.1%
1992	386,447	344,009	89.0%
1991	332,460	236,403	71.1%
1990	339,430	226,634	66.8%
1989	347,479	184,047	53.0%
1988	370,663	314,046	84.7%
1987	329,156	215,370	65.4%
1986	339,971	230,498	67.8%
1985	353,149	154,123	43.6%
1984	380,186	320,191	84.2%
1983	348,622	225,376	64.6%
1982	340,165	256,092	75.3%
1981	329,075	194,989	59.3%
1980	349,265	310,042	88.8%
1979	307,673	219,752	71.4%
1978	316,152	222,064	70.2%
1977	326,078	207,501	63.6%
1976	344,627	306,650	89.0%
1975	311,831	233,826	75.0%
1974	323,060	250,686	77.6%
1973	333,863	237,472	71.1%
1972	356,840	322,229	90.3%
1971	315,899	248,127	78.5%
1970	307,866	267,339	86.8%
1969	304,962	234,504	76.9%
1968	322,172	299,390	92.9%
1967	295,320	254,803	86.3%
1966	293,229	251,386	85.7%
1965	296,572	243,672	82.2%