



MONROE COUNTY BOARD OF ELECTIONS

39 WEST MAIN STREET • ROCHESTER, NEW YORK 14614 • (585) 753-1550
TTD# 753-1544

PETER M. QUINN
COMMISSIONER

THOMAS F. FERRARESE
COMMISSIONER

DOUGLAS E. FRENCH
DEPUTY COMMISSIONER

COLLEEN ANDERSON
DEPUTY COMMISSIONER

OFFICIAL CANVASS
OF THE
BOARD OF CANVASSERS
OF THE
COUNTY OF MONROE

www.monroecounty.gov/elections

IN RELATION TO THE VOTES GIVEN AT THE **VILLAGE ELECTIONS** HELD ON THE TWENTIETH DAY OF MARCH, AND THE NINETEENTH DAY OF JUNE, THE **PRESIDENTIAL PRIMARY ELECTION** HELD ON THE TWENTY FOURTH DAY OF APRIL, THE **FEDERAL PRIMARY ELECTION** HELD ON THE TWENTY SIXTH DAY OF JUNE, THE **STATE AND LOCAL PRIMARY ELECTION** HELD ON THE THIRTEENTH DAY OF SEPTEMBER AND THE **GENERAL ELECTION** HELD IN SAID COUNTY ON THE SIXTH DAY OF NOVEMBER

2012

CONTENTS

Canvass of Village Election Results	3
Canvass of June Federal Primary Election Results	3
Canvass of September State/Local Primary Election Results	3
Canvass of General Election Results	8
Seventh Judicial District Results by County	13
Listing of Party Abbreviations Appearing in Canvass	15
Text of Ballot Proposals Submitted to Voters	15
Listing of Candidates for Presidential Elector	16
Party Enrollment Graph	18
 April 24, 2012 Presidential Primary Election Results:	
Republican – President of the United States – 25th District	19
Republican – President of the United States – 26th District	22
Republican – President of the United States – 28th District	26
Republican – President of the United States – 29th District	31
 June 26, 2012 Federal Primary Election Results:	
Republican – United States Senator	35
Republican – Representative in Congress – 27th District	44
 September 13, 2012 State/Local Primary Election Results:	
Democratic – Member of Assembly – 137th District	45
Democratic – State Committee – 137th Assembly District - Male	49
Republican – State Senator – 62nd District	52
Republican – Member of Assembly – 133rd District	53
Conservative – State Committee – 27th Congressional District	54
Working Families – State Senator – 62nd District	56
Independence – Judicial Delegate – 133rd Assembly District	57
Independence – East Rochester Town Justice	58
 November 6, 2012 General Election Results:	
President and Vice-President of the United States	59
United States Senator	92
State Supreme Court Justice - 7th Judicial District	122
Representative in Congress 25th District	154
Representative in Congress 27th District	174
State Senator 54th District	175
State Senator 55th District	176
State Senator 56th District	185
State Senator 59th District	194
State Senator 61st District	195
State Senator 62nd District	199
Member of Assembly 133rd District	200
Member of Assembly 134th District	203

CONTENTS

Member of Assembly 135th District	208
Member of Assembly 136th District	213
Member of Assembly 137th District	219
Member of Assembly 138th District	224
Member of Assembly 139th District	229
County Clerk	230
County Legislator – 16th District - 3 Year Term	251
City Court Judge	252
Brighton - Town Justice	259
Hamlin – Member of Town Council – 1 Year Term	260
Irondequoit - Member of Town Council - 3 Year Term	261
Mendon - Member of Town Council - 1 Year Term	264
Parma - Member of Town Council - 1 Year Term	265
Rush - Town Justice	266
East Rochester - Town Justice	267
Proposal Number One, Town of Greece Proposition Number One Creation of a Fourth Office of Town Justice	268
Voter Turnout - 2012 General Election	271
Party Enrollment by Age	290
Voter Registration 1995 - 2012	291
Party Enrollment by Gender	292
Party Enrollment by Location	293
Party Enrollment Trends	294
Voter Turnout General Elections 2000 – 2012	295
Voter Turnout History	296

We, Peter M. Quinn and Thomas F. Ferrarese, Board of Elections of the County of Monroe, having canvassed the votes cast at the following elections, do hereby certify that the candidates listed below received the votes set opposite their names:

CANVASS OF VILLAGE ELECTION RESULTS

March 20, 2012

SCOTTSVILLE VILLAGE TRUSTEE – 4 YEAR TERM

Traditional Village, Richard W. Clark.....	20 Votes
Working For Scottsville, James M. Clark.....	21 Votes

June 19, 2012

BROCKPORT VILLAGE TRUSTEE

Revitalize Brockport, Margay Blackman	571 Votes
Revitalize Brockport, Bill Andrews.....	575 Votes
Write-In, Margaret Weber.	253 Votes
Write-In, Kristina Telles.	231 Votes

BROCKPORT VILLAGE PROPOSITION

SHALL A LOCAL LAW MODIFYING CHAPTER 59 OF THE VILLAGE CODE REGARDING THE SUPERVISION OF THE CODE ENFORCEMENT OFFICERS & INSPECTORS BE APPROVED?

Yes	481 Votes
No.....	560 Votes

CANVASS OF PRIMARY ELECTION RESULTS

Federal Primary, June 26, 2012

Republican Party

United States Senator

Wendy Long.....	4,730 Votes
Bob Turner	1,925 Votes
George Maragos.....	545 Votes

Representative In Congress – 27th District

Chris Collins	234 Votes
David G. Bellavia.	422 Votes

State/Local Primary, September 13, 2012

Democratic Party

Member of Assembly – 137th District

David F. Gantt.....	3,399 Votes
Jose A. Cruz	992 Votes
John F. Lightfoot.....	547 Votes

State Committee – 137th Assembly District - Male

David F. Gantt.....	3,377 Votes
Jose A. Cruz.....	1,206 Votes

Member of County Committee
21st Legislative District, 18th Election District

Matthew J. Simpson.....	17 Votes
Charlene M. Jackson.....	33 Votes
Eleanor G. Lee.....	26 Votes
Frances M. Grillo.....	15 Votes
David M. Alvarado.....	21 Votes
Bobbie Brown.....	27 Votes
Aaron Nesmith.....	19 Votes
Lola D. Harris.....	27 Votes

Member of County Committee
21st Legislative District, 19th Election District

Courtney K. Lattimore.....	20 Votes
Tonya N. Dickerson.....	11 Votes
Jennifer M. Schaeffer.....	16 Votes
India L. Washington.....	14 Votes
Lamaya B. Austin.....	9 Votes
Angelena Singletary.....	16 Votes
Rhumenia G. Singletary.....	6 Votes

Member of County Committee
21st Legislative District, 21st Election District

Shacora L. Cooper.....	13 Votes
Andrea C. Williams.....	20 Votes
Kayra I. Alomar.....	4 Votes
Senitra S. Rodgers.....	11 Votes
Christopher J.D. Williams.....	16 Votes
Sharniece A. Jackson.....	17 Votes

Member of County Committee
21st Legislative District, 22nd Election District

Sherae W.C. Gayle.....	22 Votes
Annette Hampton-David.....	24 Votes
Trelawney K. McCoy.....	15 Votes
Melanie M. Funchess.....	20 Votes
Recia M. Wright.....	19 Votes
Yolanda I. Montalvo.....	19 Votes
West Kearsa.....	14 Votes

Member of County Committee
21st Legislative District, 23rd Election District

Demeter S. Walker	20 Votes
Daniel J. Delehanty	21 Votes
Dashanise M. Henry	14 Votes
Eursla C. McNair	14 Votes
George O. Thompson, 3 rd	18 Votes
Anthony J. Plonczynski	26 Votes
Laura Delehanty	23 Votes
Paris P. Appleberry	17 Votes

Member of County Committee
21st Legislative District, 25th Election District

Macon B. Lee, Jr.	13 Votes
Mary H. Lesperance	13 Votes
George H. Moses	36 Votes
Mary C. Sullivan	19 Votes
Robert C. Moses	34 Votes
Precious P. Moses	30 Votes
Marilyn J. Williams	25 Votes
Shawanda M. Flagler	29 Votes

Member of County Committee
21st Legislative District, 27th Election District

Dwight E. Hubbard, Jr.	15 Votes
Lanazia Y. Cato	19 Votes
Cassandra P. White	28 Votes
Jeanette Jones	16 Votes
Bobbi T. Mitchell	18 Votes
Vincent J. Shelton	8 Votes
Louise Morales	19 Votes

Member of County Committee
29th Legislative District, 11th Election District

Lori C. Flemming	13 Votes
Verlinda Strickland-Wyatt	15 Votes
Jeffrey Wyatt	12 Votes
Rosemary Ford	14 Votes
Marianela Crann	6 Votes
Heriberto Cruzsein	5 Votes
Marcos O. Cruz	15 Votes
James B. Thompson	8 Votes

Member of County Committee
29th Legislative District, 15th Election District

Joseph C. Foster, Jr.	6 Votes
Carlos O. Rivera	11 Votes
Michael J. Dorofy	4 Votes
Sharon Cruzsein	2 Votes
Katrina L. Rivera	6 Votes
Regina K. Flemming	8 Votes
Pamela J. Brown	14 Votes

Member of County Committee
29th Legislative District, 16th Election District

Bonnie L. Wells	10 Votes
Margarita G. Reyes	8 Votes
Alfredo Ortiz	6 Votes
Corine Irvin	11 Votes
John R. Gordon	11 Votes
Annie B. Peterson	7 Votes
Yolanda I. Colon	6 Votes
Elizabeth Ortiz	9 Votes

Member of County Committee
29th Legislative District, 18th Election District

Amon P. Hudson	1 Vote
Dennis P. Francione	3 Votes
Todd J. Speranza	1 Vote
David W. Herbst	2 Votes
Benjamin L. Douglas	6 Votes

Member of County Committee
29th Legislative District, 24th Election District

Sharon G. Hill	37 Votes
Angel L. Alicea	23 Votes
Ricardo Vega, Jr.	31 Votes
Julio Jordan	17 Votes
Hattie G. Scott	28 Votes
Arthur L. Hill	24 Votes
Bobbie Jean Martin	24 Votes

Republican Party

State Senator – 62nd District

Johnny G. Destino	143 Votes
George D. Maziarz	270 Votes

Member of Assembly – 133rd District

Bill Nojay	1,127 Votes
Richard E. Burke	405 Votes

Conservative Party

State Committee – 27th Congressional District

Charles A. Castiglia	4 Votes
Raymond F. Gallagher	5 Votes
Harold W. Schroeder	6 Votes
Remy C. Orffeo.....	4 Votes
John R. Pitillo	5 Votes
Stanley E. Travis.....	5 Votes
Arthur R. Munger	6 Votes
Michael Kloppel	6 Votes
Allen Lofthouse	5 Votes
Curtis A. Laraby	18 Votes
Jason J. McGuire	7 Votes
Albert Monaco	5 Votes
William L. Ross	24 Votes
Joanna M. Marble	24 Votes
Linda W. Blackley	24 Votes
Patricia A. McCabe.....	24 Votes
Kristina L. Ginty	24 Votes
Mildred E. Hoefer.....	24 Votes
Whitney E. Blackley	23 Votes
James B. Sobczyk	23 Votes
Philip B. Haylett	24 Votes
Michael J. Weiss	11 Votes
Joey P. DeLabio	22 Votes
Charles S. Mattina.....	23 Votes

Working Families Party

State Senator – 62nd District

Amy Hope Witryol	7 Votes
Timothy D. Moriarty.....	0 Votes

Independence Party

Judicial Delegate – 133rd Assembly District

Susan Gioia	33 Votes
Stefanie Sofia	37 Votes
Helen Nesser	33 Votes
Kelly J. Corryn.....	29 Votes

East Rochester Town Justice

David P. Bonacchi	19 Votes
Dennis J. Greco.....	4 Votes

CANVASS OF GENERAL ELECTION RESULTS

We, Peter M. Quinn and Thomas F. Ferrarese, Board of Elections of the County of Monroe, having canvassed the votes cast at the General Election held in this state on the 6th day of November, 2012, hereby certify that the following candidates received the votes set opposite their names:

PRESIDENT AND VICE-PRESIDENT OF THE UNITED STATES

Democratic-Working Families, Barack Obama and Joe Biden	193,501 Votes
Republican-Conservative, Mitt Romney and Paul Ryan	133,362 Votes
Green, Jill Stein and Cheri Honkala	2,101 Votes
Socialism and Lib, Peta Lindsay and Yari Osorio	91 Votes
Libertarian, Gary Johnson and James P. Gray	3,572 Votes
Constitution, Virgil Goode and Jim Clymer	334 Votes
Write In, Ross C. Anderson	1 Vote
Write In, Avery L. Ayers	0 Votes
Write In, Will Christensen	0 Votes
Write In, Stephen Durham	0 Votes
Write In, James Harris	0 Votes
Write In, Tom Hoefling	19 Votes
Write In, Merlin Miller	0 Votes
Write In, Jill Reed	3 Votes
Write In, Kevin Thorne	0 Votes
Write In, Jerry White	2 Votes

UNITED STATES SENATOR

Democratic-Working Families-Independence, Kirsten E. Gillibrand	209,781 Votes
Republican-Conservative, Wendy Long	101,323 Votes
Green, Colia Clark	2,021 Votes
Libertarian, Chris Edes	2,432 Votes
Common Sense, John Mangelli	1,085 Votes

STATE SUPREME COURT JUSTICE – 7th JUDICIAL DISTRICT

Democratic, Sean E. Gleason	131,641 Votes
Democratic-Working Families, J. Scott Odorisi	161,664 Votes
Republican-Conservative-Working Families, Gail Donofrio	177,993 Votes
Republican-Conservative, David Michael Barry	128,435 Votes

REPRESENTATIVE IN CONGRESS – 25th DISTRICT

Democratic-Working Families, Louise M. Slaughter 179,810 Votes
Republican-Conservative-Independence, Maggie Brooks..... 133,389 Votes

REPRESENTATIVE IN CONGRESS – 27th DISTRICT

Democratic-Working Families, Kathy C. Hochul 6,308 Votes
Republican-Conservative, Chris Collins..... 6,639 Votes

STATE SENATOR – 54th DISTRICT

Republican-Conservative-Independence, Michael F. Nozzolio 16,571 Votes

STATE SENATOR – 55th DISTRICT

Democratic-Working Families, Ted O’Brien 64,276 Votes
Republican-Conservative-Independence, Sean T. Hanna..... 54,987 Votes

STATE SENATOR – 56th DISTRICT

Republican-Conservative-Independence, Joseph E. Robach..... 79,572 Votes

STATE SENATOR – 59th DISTRICT

Republican-Conservative-Independence, Patrick M. Gallivan 12,006 Votes

STATE SENATOR – 61st DISTRICT

Democratic-Working Families, Justin M. Rooney 16,990 Votes
Republican-Conservative-Independence, Michael H. Ranzenhofer 10,297 Votes

STATE SENATOR – 62nd DISTRICT

Democratic-Working Families, Amy Hope Witryol 5,467 Votes
Republican-Conservative-Independence, George D. Maziarz 7,734 Votes
Green, Jonathon B. Benedict 173 Votes

MEMBER OF ASSEMBLY – 133rd DISTRICT

Democratic, Randolph J. Weaver 9,783 Votes
Republican-Independence, Bill Nojay 12,382 Votes
Conservative, Richard E. Burke..... 1,667 Votes

MEMBER OF ASSEMBLY – 134th DISTRICT

Republican-Conservative-Independence, Bill Reilich..... 45,841 Votes

MEMBER OF ASSEMBLY – 135th DISTRICT

Democratic, David R. Koon..... 33,399 Votes
Republican-Conservative-Independence, Mark C. Johns..... 34,868 Votes

MEMBER OF ASSEMBLY – 136th DISTRICT

Democratic-Independence, Joseph D. Morelle..... 44,403 Votes

MEMBER OF ASSEMBLY – 137th DISTRICT

Democratic, David F. Gantt 33,081 Votes
Green, Andrew P. Langdon 4,498 Votes

MEMBER OF ASSEMBLY – 138th DISTRICT

Democratic-Working Families-Independence, Harry B. Bronson 29,715 Votes
Republican-Conservative, Peterson A. Vazquez 17,242 Votes

MEMBER OF ASSEMBLY – 139th DISTRICT

Republican-Conservative-Independence, Stephen M. Hawley 10,150 Votes
Libertarian, Mark E. Glogowski 1,022 Votes

COUNTY CLERK

Democratic, Susan M. Vandervoort..... 125,135 Votes
Republican-Conservative-Independence, Cheryl Dinolfo 183,336 Votes

COUNTY LEGISLATOR – 16th DISTRICT – 3 YEAR TERM

Democratic, Stephanie Aldersley..... 6,340 Votes
Republican-Conservative-Working Families-Independence, Joe Carbone 6,708 Votes

CITY COURT JUDGE

Democratic, Ellen M. Yacknin 54,567 Votes

BRIGHTON TOWN JUSTICE

Democratic, John A. Falk 12,964 Votes

HAMLIN MEMBER OF TOWN COUNCIL – 1 YEAR TERM

Republican-Conservative-Independence, Jason M. Baxter 2,919 Votes

IRONDEQUOIT MEMBER OF TOWN COUNCIL – 3 YEAR TERM

Democratic-Working Families, Irena Skrobach 13,141 Votes
Republican-Independence, Peter Kelderhouse 10,036 Votes

MENDON MEMBER OF TOWN COUNCIL – 1 YEAR TERM

Democratic, Joe Rosenshein 1,870 Votes
Republican-Conservative-Independence, John E. Rooney 2,940 Votes

PARMA MEMBER OF TOWN COUNCIL – 1 YEAR TERM

Republican-Conservative-Independence, Tina M. Brown..... 5,806 Votes

RUSH TOWN JUSTICE

Republican-Conservative-Independence, Henry E. Kirch..... 1,558 Votes

EAST ROCHESTER TOWN JUSTICE

Democratic, Dennis J. Greco 1,274 Votes
Republican-Conservative-Working Families-Independence, David P. Bonacchi 1,274 Votes

PROPOSAL NUMBER ONE, TOWN OF GREECE PROPOSITION NUMBER ONE

Creation of a fourth office of Town Justice

Yes 20,098 Votes

No..... 16,725 Votes

**SEVENTH JUDICIAL DISTRICT
RESULTS OF NOVEMBER 6, 2012 GENERAL ELECTION BY COUNTY**

Sean E. Gleason

<u>County</u>	<u>Democratic</u>
Cayuga	11,667
Livingston	7,644
Monroe	131,641
Ontario	16,434
Seneca	4,737
Steuben	11,112
Wayne	10,600
Yates	3,154

Totals	196,989

J. Scott Odorisi

<u>County</u>	<u>Democratic</u>	<u>Working Families</u>
Cayuga	10,689	1,572
Livingston	8,109	1,114
Monroe	145,754	15,910
Ontario	16,677	2,086
Seneca	4,384	629
Steuben	9,821	1,458
Wayne	11,148	1,753
Yates	2,835	390
	-----	-----
Totals	209,417	24,912

Gail Donofrio

<u>County</u>	<u>Republican</u>	<u>Conservative</u>	<u>Working Families</u>
Cayuga	11,844	2,250	1,442
Livingston	13,177	2,146	1,130
Monroe	137,278	24,231	16,484
Ontario	22,470	3,535	2,118
Seneca	5,547	830	632
Steuben	18,437	2,045	1,385
Wayne	18,053	3,493	1,806
Yates	4,269	611	416
	-----	-----	-----
Totals	231,075	39,141	25,413

**SEVENTH JUDICIAL DISTRICT
RESULTS OF NOVEMBER 6, 2012 GENERAL ELECTION BY COUNTY**

David Michael Barry

<u>County</u>	<u>Republican</u>	<u>Conservative</u>
Cayuga	10,582	2,351
Livingston	10,878	2,135
Monroe	104,492	23,943
Ontario	18,810	3,520
Seneca	5,044	892
Steuben	17,929	2,271
Wayne	15,312	3,465
Yates	3,837	647
	-----	-----
Totals	186,884	39,224

PARTY ABBREVIATIONS APPEARING IN CANVASS

CON.....	Conservative
CSP.....	Common Sense
CST.....	Constitution
DEM.....	Democratic
GRN.....	Green
IND.....	Independence
LBT.....	Libertarian
PSL.....	Socialism & Lib
REP.....	Republican
WOR.....	Working Families

TEXT OF PROPOSALS SUBMITTED TO THE VOTERS

November 6, 2012

**PROPOSAL NUMBER ONE
TOWN PROPOSITION NUMBER ONE**

Pursuant to §20 (d) of the Town Law and the resolution of the Greece Town Board dated June 19, 2012, shall there be created a fourth office of Town Justice for the Town of Greece.

**LIST OF CANDIDATES FOR ELECTORS
PRESIDENT AND VICE-PRESIDENT OF THE UNITED STATES**

**DEMOCRATIC/
WORKING FAMILIES**

ANDREW M. CUOMO
ROBERT DUFFY
ERIC SCHNEIDERMAN
TOM DINAPOLI
SHELDON SILVER
KEITH L.T. WRIGHT
STEPHANIE MINER
SHEILA COMAR
JOSEPH MORELLE
CHRISTINE C. QUINN
GRACE MENG
GEORGE GRESHAM
RUBEN DIAZ, JR.
MARIO CILENTO
IRENE STEIN
KEN JENKINS
STEVE BELLONE
HAKEEM JEFFRIES
FELIX ORTIZ
ANNE MARIE ANZALONE
WILLIAM THOMPSON
SCOTT STRINGER
BILL DEBLASIO
BYRON BROWN
GERALD D. JENNINGS
ARCHIE SPIGNER
EMILY GISKE
SCOTT ADAMS
WALTER COOPER

**REPUBLICAN/
CONSERVATIVE**

H. DOUGLAS BARCLAY
ROGER BURDICK
ARCADIO CASILLAS
CRAIG EATON
JAMES ELLIS
CHERYL A. HEARY
CHARLES JOYCE
VIRGINIA KNOTT
BRIAN KOLB
NICHOLAS LANGWORTHY
KENNETH LAVALLE
DONALD LEONARD
HOWARD LIM, JR.
ADELE MALPASS
REBECCA MARINO
SUSAN MCNEIL
JOSEPH MONDELLO
EDWARD MORGAN
ROBERT PRICE
JAMES QUINN, JR.
VINCENT REDA
WILLIAM REILICH
JENNIFER SAUL RICH
DEAN SKELOS
PAULA SNYDER
EDWARD WALSH, JR.
LEWIS WILSON
EDWARD COX
GUY MOLINARI

GREEN

PETER LAVENIA
MICHAEL O'NEIL
ERIC JONES
DANIELLA LIEBLING
JIM BROWN
CLAUDIA FLANAGAN
DARIN ROBBINS
JOHN BALDWIN
GLORIA MATTERA
KAREN A. PETERSON
ANTHONY GRONOWICZ
MICHAEL F. DONNELLY
COLIA CLARK
PATRICK DWYER
JULIA WILLEBRAND
GARY BONAPARTE
TOM SIRACUSE
URSULA ROZUM
JENNIFER R. WHITE
FRANK CETERA
LEAHANN NICHOLE LYNAGH
AMELIA RAMSEY LEFEVRE
JEFFERY J. PERESS

SOCIALISM & LIB

BENJAMIN S. BECKER
ADINA BENNO
BEVERLY BENNO
JINNETTE V. CACERES
MARIAMA A. CAYOLBA
MICHAEL W. CHRISEMER
OSIRIS FLORES
DEREK R. FORD
KARINA A. GARCIA
CHARLES M. HARDING
MADELINE M. HORRELL
KEBBIE JOSEPH
LAUREN R. KELLNER
EVA KOUGENTAKIS
THOMAS M. MAGGIO
SASHA Z. MURPHY
ELEANOR OMMANI
EDWARD PAGES
EMMANUEL O. PARDILLA
BRUCE W. PEAK
ARMIDE PIERRE
ANAMARIA RAMIREZ
KARLA A. REYES
ASHLEY B. SAUERS
NATHALIE SERRANO
FRANCINA SINGH
JACK SMITH
NICHOLAS A. TOMASEK
EMILY C. WRIGHT-ROSENBLATT

LIBERTARIAN

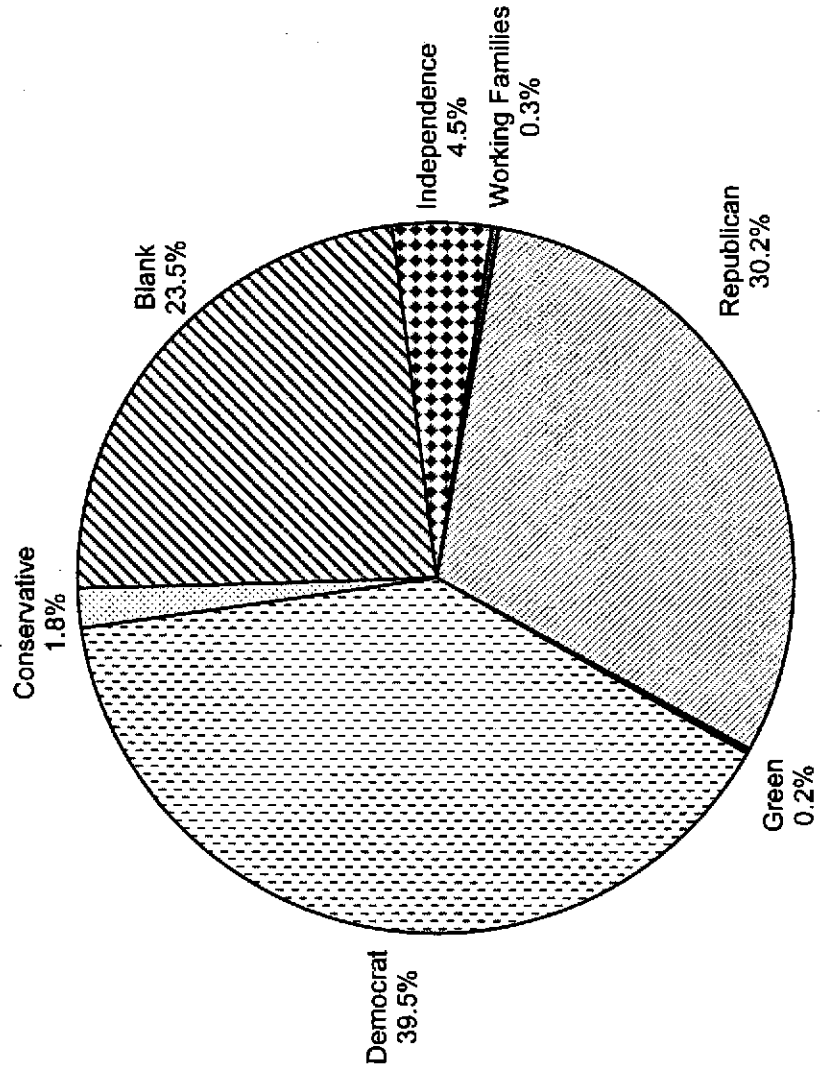
RICHARD A. COOPER
JEFFREY T. RUSSELL
CHRISTOPHER B. GARVEY
JOHN C. MOUNTEER
ADAM MARTIN
JAMES LESCZYNSKI
BEN GARY TRIESTMAN
VLADIMIR VIZNER
CARMELIN MITCHELL
ROBERT N. POWER, III
ALTON YEE
ED KONECNIK
THOMAS J. EVANS
MARK E. GLOGOWSKI
ANDREA PISANI
RONALD G. MOORE
AUDREY CAPOZZI
GARY S. POPKIN
CHRISTIAN PADGETT
BRUCE ALAN MARTIN
GEORGINA BOWMAN
KENNETH P. BOWMAN, JR.
CAMERON M. WEBER
CRAIG PRATKA
JANET M. HOPF
DANIEL PANZELLA
JOHN CLIFTON
MILDRED A. KONECNIK
JOSEPH SCHMIDT

CONSTITUTION

EPHRAIM J. HERNANDEZ
BERNARD SENGSTOCK
MARVIN E. HENLEY
KURT WALTER
ALAN FRIED
MICHAEL CELENTANO
CAROLYN W. PADDOCK
WAYNE SENN
STEVEN G. POYZER
MICHAEL MULLANEY
PETER WORTMAN
DONALD P. ROSENBERG
MICHAEL BELOTTI, SR.
JENNIFER SMITH
GARY E. JARVIS
LARRY W. SWEET
WILLIAM D. WILDAY
KURT D. PADDOCK
BARBARA GUNSHER
ANDREW RAYMOND
EILEEN GUNSHER

PROFILE OF PARTY ENROLLMENT

County of Monroe



REPUBLICAN PRESIDENTIAL PREFERENCE PRIMARY
25TH CONGRESSIONAL DISTRICT
SUMMARY

LEGISLATIVE DISTRICT OR TOWN	TOTAL VOTES	RON PAUL	NEWT GINGRICH	MITT ROMNEY	RICK SANTORUM	BLANK AND VOID
		1B	2B	3B	4B	
Irondequoit	605	106	71	365	63	0
Penfield	518	86	60	318	51	3
Webster	<u>902</u>	<u>128</u>	<u>108</u>	<u>561</u>	<u>103</u>	<u>2</u>
GRAND TOTAL:	<u><u>2,025</u></u>	<u><u>320</u></u>	<u><u>239</u></u>	<u><u>1,244</u></u>	<u><u>217</u></u>	<u><u>5</u></u>

REPUBLICAN PRESIDENTIAL PREFERENCE PRIMARY
25TH CONGRESSIONAL DISTRICT
DETAIL

LEGISLATIVE DISTRICT OR TOWN	ELECTION DISTRICT	TOTAL VOTES	RON PAUL	NEWT GINGRICH	MITT ROMNEY	RICK SANTORUM	BLANK AND VOID
			1B	2B	3B	4B	
Irondequoit	1	4	0	0	3	1	0
	2/9/40/45	40	5	3	29	3	0
	3	13	1	3	8	1	0
	4/46	31	5	4	18	4	0
	6/7/16/22	64	14	2	39	9	0
	8/10/20	47	8	0	36	3	0
	14/28	31	8	2	19	2	0
	15/30/49	56	9	8	37	2	0
	17/21/24/32/58/64/70	68	11	11	40	6	0
	18/71/72	20	4	4	10	2	0
	25/33/44	47	6	5	29	7	0
	27/42/63	48	14	9	23	2	0
	38/55/56	39	6	9	19	5	0
	47/51/62	33	4	4	20	5	0
	48/53/68	38	8	5	20	5	0
	59/60	26	3	2	15	6	0
		<u>605</u>	<u>106</u>	<u>71</u>	<u>365</u>	<u>63</u>	<u>0</u>
Irondequoit Penfield	2	16	5	0	9	1	1
	4/14	48	5	3	37	3	0
	5/17	42	11	5	23	3	0
	6/34	31	6	8	16	1	0
	12/24	70	12	6	46	6	0
	13	33	3	5	19	6	0
	15	21	7	0	14	0	0
	19/30	57	7	8	35	6	1
	20/37/42	66	8	6	43	9	0
	21	20	2	1	11	6	0
	23	23	7	4	12	0	0
	25/33	44	4	5	26	8	1
	26	8	0	3	5	0	0
	38/40	23	5	4	13	1	0
	41	16	4	2	9	1	0
			<u>518</u>	<u>86</u>	<u>60</u>	<u>318</u>	<u>51</u>
Penfield Webster	1/2	50	5	4	32	9	0
	3/36	45	8	3	27	7	0
	4/14	41	7	6	24	4	0
	5	11	2	0	7	2	0
	6/11/43	58	5	10	37	6	0
	7/12	58	9	8	38	3	0
	8/13/18	48	6	7	33	2	0
	9/34	25	4	1	20	0	0
	10/17	62	12	3	41	6	0
	15/39	29	5	5	16	2	1

REPUBLICAN PRESIDENTIAL PREFERENCE PRIMARY
25TH CONGRESSIONAL DISTRICT
DETAIL

LEGISLATIVE DISTRICT OR TOWN	ELECTION DISTRICT	TOTAL VOTES	RON PAUL	NEWT GINGRICH	MITT ROMNEY	RICK SANTORUM	BLANK AND VOID
			1B	2B	3B	4B	
Webster							
	16/26	31	5	3	19	4	0
	19/29/32	68	5	10	44	9	0
	20/42	54	10	9	24	11	0
	21/35	35	7	5	19	4	0
	22/37	50	4	7	31	8	0
	23/33	34	6	4	20	4	0
	24	43	8	4	26	5	0
	25/38	34	6	6	20	2	0
	27/40	47	5	2	37	2	1
	28/41	26	4	4	15	3	0
	30	15	2	1	9	3	0
	31	38	3	6	22	7	0
Webster		<u>902</u>	<u>128</u>	<u>108</u>	<u>561</u>	<u>103</u>	<u>2</u>
GRAND TOTAL:		<u><u>2,025</u></u>	<u><u>320</u></u>	<u><u>239</u></u>	<u><u>1,244</u></u>	<u><u>217</u></u>	<u><u>5</u></u>

REPUBLICAN PRESIDENTIAL PREFERENCE PRIMARY
26TH CONGRESSIONAL DISTRICT
SUMMARY

LEGISLATIVE DISTRICT OR TOWN	TOTAL VOTES	RON PAUL	NEWT GINGRICH	MITT ROMNEY	RICK SANTORUM	BLANK AND VOID
		1B	2B	3B	4B	
Chili	21	5	2	11	3	0
Clarkson	151	35	13	83	19	1
Greece	1,208	200	160	689	152	7
Hamlin	5	0	1	4	0	0
Ogden	370	55	71	175	69	0
Parma	287	43	44	150	50	0
Riga	131	21	22	63	25	0
Sweden	183	44	24	86	29	0
Wheatland	100	22	9	55	13	1
GRAND TOTAL:	<u>2,456</u>	<u>425</u>	<u>346</u>	<u>1,316</u>	<u>360</u>	<u>9</u>

REPUBLICAN PRESIDENTIAL PREFERENCE PRIMARY
26TH CONGRESSIONAL DISTRICT
DETAIL

LEGISLATIVE DISTRICT OR TOWN	ELECTION DISTRICT	TOTAL VOTES	RON PAUL	NEWT GINGRICH	MITT ROMNEY	RICK SANTORUM	BLANK AND VOID
			1B	2B	3B	4B	
Chili	8	21	5	2	11	3	0
Chili		21	5	2	11	3	0
Clarkson	1/3	58	7	6	37	8	0
	2/5	54	13	6	31	3	1
	4	24	11	0	8	5	0
	6	15	4	1	7	3	0
Clarkson		151	35	13	83	19	1
Greece	3/52	18	5	4	8	1	0
	4/13/40	44	5	6	25	8	0
	5/8/9/20	40	6	6	25	3	0
	6/7/22/63	38	4	7	20	7	0
	10/11/25	16	5	2	8	1	0
	12/46	13	3	0	8	2	0
	14/83	18	7	2	6	3	0
	15/71	34	5	8	20	1	0
	17/39/93	50	15	6	27	2	0
	18/67/69/94	48	7	10	26	5	0
	19/23	38	14	3	19	2	0
	24/27	29	1	5	20	3	0
	26	10	2	3	3	1	1
	28/45	36	6	4	24	2	0
	29/66	16	2	0	13	1	0
	31/47	28	6	4	13	5	0
	32/59/61	22	5	5	7	2	3
	33/57	27	5	2	16	4	0
	36/42	26	11	5	7	3	0
	37/81	17	0	0	15	2	0
	43/107	14	3	1	8	2	0
	44/89/99	51	6	10	27	8	0
	49/55	22	2	5	12	3	0
	50/56	26	3	4	13	6	0
	51/68	22	0	3	14	5	0
	53/72/88	49	11	7	20	11	0
	54	6	4	0	0	2	0
	58/90	27	8	2	12	5	0
	60/75/95	32	8	3	18	3	0
	62/96/101	36	5	2	27	2	0
	64/80	26	0	2	18	6	0
	65	32	2	2	23	5	0
	70	21	6	0	14	1	0
	73/85	20	2	4	9	4	1
	77	16	1	2	13	0	0
	79	18	4	1	9	3	1

REPUBLICAN PRESIDENTIAL PREFERENCE PRIMARY
26TH CONGRESSIONAL DISTRICT
DETAIL

LEGISLATIVE DISTRICT OR TOWN	ELECTION DISTRICT	TOTAL VOTES	RON PAUL	NEWT GINGRICH	MITT ROMNEY	RICK SANTORUM	BLANK AND VOID
			1B	2B	3B	4B	
Greece							
	86	28	3	3	19	3	0
	87	8	1	1	5	1	0
	91	25	2	6	15	2	0
	92/100	29	1	5	20	3	0
	97	44	4	8	29	3	0
	98/106	37	5	5	17	10	0
	102/103	24	2	1	19	2	0
	104/105	16	0	0	11	4	1
	108/109	11	3	1	7	0	0
		<u>1,208</u>	<u>200</u>	<u>160</u>	<u>689</u>	<u>152</u>	<u>7</u>
Greece							
Hamlin	11	5	0	1	4	0	0
		<u>5</u>	<u>0</u>	<u>1</u>	<u>4</u>	<u>0</u>	<u>0</u>
Hamlin		5	0	1	4	0	0
Ogden							
	1/9/19	59	7	15	21	16	0
	2/13	34	6	1	21	6	0
	3	37	14	7	12	4	0
	4/18	38	1	13	19	5	0
	5	11	1	2	3	5	0
	6/10	30	4	8	13	5	0
	7/16/20	44	3	7	27	7	0
	8	27	7	3	12	5	0
	11	22	2	4	11	5	0
	12	23	5	5	9	4	0
	14/15/17	45	5	6	27	7	0
		<u>370</u>	<u>55</u>	<u>71</u>	<u>175</u>	<u>69</u>	<u>0</u>
Ogden		370	55	71	175	69	0
Parma							
	1/11	40	8	5	17	10	0
	2/12	44	6	6	26	6	0
	3/13	49	12	4	27	6	0
	4/5	41	4	6	21	10	0
	6/7	31	2	3	18	8	0
	8	42	5	11	18	8	0
	14/15	40	6	9	23	2	0
		<u>287</u>	<u>43</u>	<u>44</u>	<u>150</u>	<u>50</u>	<u>0</u>
Parma		287	43	44	150	50	0
Riga							
	1/2/3	67	9	11	35	12	0
	4/5/6	64	12	11	28	13	0
		<u>131</u>	<u>21</u>	<u>22</u>	<u>63</u>	<u>25</u>	<u>0</u>
Riga		131	21	22	63	25	0
Sweden							
	1/5/6	38	8	3	17	10	0
	2/3/11	30	13	4	9	4	0
	4/9	28	2	9	15	2	0
	7/8	43	8	4	24	7	0

REPUBLICAN PRESIDENTIAL PREFERENCE PRIMARY
26TH CONGRESSIONAL DISTRICT
DETAIL

LEGISLATIVE DISTRICT OR TOWN	ELECTION DISTRICT	TOTAL VOTES	RON PAUL	NEWT GINGRICH	MITT ROMNEY	RICK SANTORUM	BLANK AND VOID
			1B	2B	3B	4B	
Sweden							
	10/12	44	13	4	21	6	0
Sweden		183	44	24	86	29	0
Wheatland							
	1/3	43	8	2	30	3	0
	2	23	5	4	9	4	1
	4/5	34	9	3	16	6	0
Wheatland		100	22	9	55	13	1
GRAND TOTAL:		2,456	425	346	1,316	360	9

REPUBLICAN PRESIDENTIAL PREFERENCE PRIMARY
28TH CONGRESSIONAL DISTRICT
SUMMARY

LEGISLATIVE DISTRICT OR TOWN	TOTAL VOTES	RON PAUL	NEWT GINGRICH	MITT ROMNEY	RICK SANTORUM	BLANK AND VOID
		1B	2B	3B	4B	
Leg. Dist. 07	33	3	3	22	5	0
Leg. Dist. 21	179	52	19	82	24	2
Leg. Dist. 22	24	2	1	13	6	2
Leg. Dist. 23	190	62	17	95	14	2
Leg. Dist. 24	132	48	17	51	14	2
Leg. Dist. 25	62	21	8	24	9	0
Leg. Dist. 26	170	37	19	89	23	2
Leg. Dist. 27	98	26	15	43	13	1
Leg. Dist. 28	47	15	4	19	9	0
Leg. Dist. 29	106	22	18	41	24	1
CITY	1,041	288	121	479	141	12
Brighton	215	34	18	138	23	2
Chili	1	0	0	1	0	0
East Rochester	54	12	8	21	12	1
Greece	200	39	23	111	27	0
Hamlin	192	47	27	96	20	2
Irondequoit	189	43	18	108	20	0
Parma	50	10	8	29	3	0
Penfield	97	27	15	44	11	0
Perinton	255	43	33	135	44	0
TOWNS	1,253	255	150	683	160	5
GRAND TOTAL:	2,294	543	271	1,162	301	17

REPUBLICAN PRESIDENTIAL PREFERENCE PRIMARY
28TH CONGRESSIONAL DISTRICT
DETAIL

LEGISLATIVE DISTRICT OR TOWN	ELECTION DISTRICT	TOTAL VOTES	RON PAUL 1B	NEWT GINGRICH 2B	MITT ROMNEY 3B	RICK SANTORUM 4B	BLANK AND VOID
Leg. Dist. 07							
	1	16	2	3	10	1	0
	2	17	1	0	12	4	0
Leg. Dist. 07		33	3	3	22	5	0
Leg. Dist. 21							
	1/24	30	10	5	11	4	0
	2/14/20	14	2	2	8	2	0
	3/4/15	13	3	2	7	1	0
	5/16/23/32	18	7	1	7	2	1
	6	6	0	2	4	0	0
	7	10	1	1	3	5	0
	8/17/28	4	0	1	2	1	0
	9	9	4	0	3	2	0
	10/23-13	24	8	0	14	1	1
	11/22-1	3	0	1	2	0	0
	12	12	6	1	3	2	0
	13/23-15/23-23	14	7	2	5	0	0
	18/25/26/27/31	8	0	0	6	2	0
	19/21	2	0	0	1	1	0
	22	4	0	0	4	0	0
	29/30/22-8/22-22	8	4	1	2	1	0
Leg. Dist. 21		179	52	19	82	24	2
Leg. Dist. 22							
	2/3/6/7/9/13/18	0	0	0	0	0	0
	4/16/19	2	0	0	1	0	1
	5/14/15/20/24	7	0	1	4	2	0
	10/11/12/17/21/23/27	6	1	0	1	3	1
	25	9	1	0	7	1	0
Leg. Dist. 22		24	2	1	13	6	2
Leg. Dist. 23							
	1/6/9/10/20	30	10	1	16	3	0
	2/3/11	17	10	1	6	0	0
	4/12/22	22	6	1	14	1	0
	5/7	11	5	0	6	0	0
	8/14	9	3	2	3	0	1
	16	14	5	0	6	2	1
	17/18/19/27	40	7	7	21	5	0
	21	11	1	1	9	0	0
	24	12	7	1	2	2	0
	25/26	24	8	3	12	1	0
Leg. Dist. 23		190	62	17	95	14	2
Leg. Dist. 24							
	1/13	14	6	2	5	1	0
	2/3	11	2	2	6	1	0

REPUBLICAN PRESIDENTIAL PREFERENCE PRIMARY
28TH CONGRESSIONAL DISTRICT
DETAIL

LEGISLATIVE DISTRICT OR TOWN	ELECTION DISTRICT	TOTAL VOTES	RON PAUL	NEWT GINGRICH	MITT ROMNEY	RICK SANTORUM	BLANK AND VOID
			1B	2B	3B	4B	
Leg. Dist. 24							
	4/10	15	12	0	2	1	0
	5	14	0	1	9	3	1
	6	8	3	2	2	1	0
	7/8/9/19/25-23	30	13	2	12	2	1
	11/12	2	1	0	1	0	0
	14/15	24	7	5	8	4	0
	16/18	7	3	1	3	0	0
	17	7	1	2	3	1	0
Leg. Dist. 24		132	48	17	51	14	2
Leg. Dist. 25							
	1/5/10/22	10	4	0	3	3	0
	2/9	1	0	0	0	1	0
	4/12	9	6	2	1	0	0
	6	6	4	1	1	0	0
	7/8/11/13/17/27-9/27-15	6	1	1	2	2	0
	14/24	12	0	4	6	2	0
	15/18	4	2	0	2	0	0
	19/20/25/22-26	11	3	0	7	1	0
	21/28-12	3	1	0	2	0	0
Leg. Dist. 25		62	21	8	24	9	0
Leg. Dist. 26							
	1/13/14	35	6	4	21	4	0
	2/12	13	3	2	6	2	0
	3/4/5/11	29	7	2	18	2	0
	7/8	12	0	1	6	5	0
	9/28-9	14	3	2	7	2	0
	10/15/28-6/28-18/28-19	25	8	3	10	4	0
	16	15	3	4	5	1	2
	17	15	4	0	10	1	0
	18/19/28-5/28-16	12	3	1	6	2	0
Leg. Dist. 26		170	37	19	89	23	2
Leg. Dist. 27							
	1/2/10/11	22	9	4	8	1	0
	3/7/12/13/21/25-3	24	8	2	9	5	0
	4/5/14/16	21	5	4	10	2	0
	6/8/17	3	2	0	1	0	0
	18/28-3	9	0	2	5	2	0
	19/20/23	1	0	0	1	0	0
	22/25-16	5	0	2	2	1	0
	27	7	1	0	4	1	1
	28/31	6	1	1	3	1	0
Leg. Dist. 27		98	26	15	43	13	1

REPUBLICAN PRESIDENTIAL PREFERENCE PRIMARY
28TH CONGRESSIONAL DISTRICT
DETAIL

LEGISLATIVE DISTRICT OR TOWN	ELECTION DISTRICT	TOTAL VOTES	RON PAUL 1B	NEWT GINGRICH 2B	MITT ROMNEY 3B	RICK SANTORUM 4B	BLANK AND VOID
Leg. Dist. 28							
	1/2/10/21	10	3	1	4	2	0
	4	3	0	0	2	1	0
	7/17	4	1	0	2	1	0
	8	4	1	0	2	1	0
	11/13/25	9	3	0	4	2	0
	14/15/22	5	1	0	2	2	0
	20	8	5	2	1	0	0
	23/24	4	1	1	2	0	0
Leg. Dist. 28		<u>47</u>	<u>15</u>	<u>4</u>	<u>19</u>	<u>9</u>	<u>0</u>
Leg. Dist. 29							
	1/2/20/26	8	3	0	4	1	0
	3/8/9	14	4	0	2	8	0
	4/6/11/14/16-1	17	2	4	5	5	1
	5/7/10	5	0	0	4	1	0
	12/24	6	0	2	2	2	0
	13/15/16/19	5	1	1	2	1	0
	17	10	0	3	7	0	0
	18/27	10	3	1	3	3	0
	21	9	3	4	2	0	0
	22/23	8	2	1	5	0	0
	25	14	4	2	5	3	0
Leg. Dist. 29		<u>106</u>	<u>22</u>	<u>18</u>	<u>41</u>	<u>24</u>	<u>1</u>
CITY		<u>1,041</u>	<u>288</u>	<u>121</u>	<u>479</u>	<u>141</u>	<u>12</u>
Brighton							
	3	22	1	2	14	5	0
	6	15	2	0	11	2	0
	7/11/15/24/34	93	19	12	50	10	2
	8/16/18	30	1	2	27	0	0
	28	9	0	1	8	0	0
	29/39	25	7	0	16	2	0
	38	21	4	1	12	4	0
Brighton		<u>215</u>	<u>34</u>	<u>18</u>	<u>138</u>	<u>23</u>	<u>2</u>
Chili							
	31	1	0	0	1	0	0
Chili		<u>1</u>	<u>0</u>	<u>0</u>	<u>1</u>	<u>0</u>	<u>0</u>
East Rochester							
	1/4/5	24	5	5	8	6	0
	2/3/6/7	30	7	3	13	6	1
East Rochester		<u>54</u>	<u>12</u>	<u>8</u>	<u>21</u>	<u>12</u>	<u>1</u>
Greece							
	1/21/30/74/82	39	8	3	23	5	0
	2/34	40	14	3	15	8	0
	16/38/76	43	6	4	28	5	0

REPUBLICAN PRESIDENTIAL PREFERENCE PRIMARY
28TH CONGRESSIONAL DISTRICT
DETAIL

LEGISLATIVE DISTRICT OR TOWN	ELECTION DISTRICT	TOTAL VOTES	RON PAUL 1B	NEWT GINGRICH 2B	MITT ROMNEY 3B	RICK SANTORUM 4B	BLANK AND VOID
Greece							
	35/84	51	7	10	28	6	0
	41/48/78	27	4	3	17	3	0
		<u>200</u>	<u>39</u>	<u>23</u>	<u>111</u>	<u>27</u>	<u>0</u>
Greece							
Hamlin	1/6/8	31	6	7	15	3	0
	2/5	38	9	5	19	4	1
	3/7	43	12	7	19	5	0
	4	21	6	2	12	0	1
	9/10	59	14	6	31	8	0
		<u>192</u>	<u>47</u>	<u>27</u>	<u>96</u>	<u>20</u>	<u>2</u>
Hamlin							
Irondequoit	5/12/19	19	5	4	6	4	0
	11/34	26	4	3	18	1	0
	13/31	21	7	2	9	3	0
	23/29/35/43	28	5	3	17	3	0
	26/54/57/65/67	37	8	4	20	5	0
	36/50/66/69	12	4	0	7	1	0
	37	5	0	1	4	0	0
	39	4	1	0	1	2	0
	41/52/61	37	9	1	26	1	0
		<u>189</u>	<u>43</u>	<u>18</u>	<u>108</u>	<u>20</u>	<u>0</u>
Irondequoit							
Parma	9/10	50	10	8	29	3	0
		<u>50</u>	<u>10</u>	<u>8</u>	<u>29</u>	<u>3</u>	<u>0</u>
Parma							
Penfield	1	7	1	0	4	2	0
	8	33	10	5	14	4	0
	9/22	21	4	5	10	2	0
	10	23	6	3	14	0	0
	16	13	6	2	2	3	0
		<u>97</u>	<u>27</u>	<u>15</u>	<u>44</u>	<u>11</u>	<u>0</u>
Penfield							
Perinton	4	13	2	2	6	3	0
	5/7/14/20	66	12	15	32	7	0
	6/25	26	6	2	13	5	0
	10/11/46	36	6	3	17	10	0
	12/16/22/29/41	53	6	3	38	6	0
	21	19	3	2	10	4	0
	26/40	42	8	6	19	9	0
		<u>255</u>	<u>43</u>	<u>33</u>	<u>135</u>	<u>44</u>	<u>0</u>
Perinton							
TOWNS		<u>1,253</u>	<u>255</u>	<u>150</u>	<u>683</u>	<u>160</u>	<u>5</u>
GRAND TOTAL:		<u><u>2,294</u></u>	<u><u>543</u></u>	<u><u>271</u></u>	<u><u>1,162</u></u>	<u><u>301</u></u>	<u><u>17</u></u>

REPUBLICAN PRESIDENTIAL PREFERENCE PRIMARY
29TH CONGRESSIONAL DISTRICT
SUMMARY

LEGISLATIVE DISTRICT OR TOWN	TOTAL VOTES	RON PAUL	NEWT GINGRICH	MITT ROMNEY	RICK SANTORUM	BLANK AND VOID
		1B	2B	3B	4B	
Brighton	354	67	41	212	33	1
Chili	502	95	76	248	81	2
Gates	338	68	46	161	62	1
Henrietta	560	114	47	313	85	1
Mendon	244	31	30	154	28	1
Penfield	178	28	24	105	20	1
Perinton	899	146	114	548	88	3
Pittsford	720	107	68	493	52	0
Rush	64	11	10	37	6	0
GRAND TOTAL:	<u>3,859</u>	<u>667</u>	<u>456</u>	<u>2,271</u>	<u>455</u>	<u>10</u>

REPUBLICAN PRESIDENTIAL PREFERENCE PRIMARY
29TH CONGRESSIONAL DISTRICT
DETAIL

LEGISLATIVE DISTRICT OR TOWN	ELECTION DISTRICT	TOTAL VOTES	RON PAUL	NEWT GINGRICH	MITT ROMNEY	RICK SANTORUM	BLANK AND VOID
			1B	2B	3B	4B	
Brighton							
	1/13/23/31/32/33	66	14	1	44	7	0
	2/26/44	33	9	5	17	2	0
	4/5/9/25/27	40	8	5	23	4	0
	10/21	34	4	5	23	2	0
	12	13	0	1	10	2	0
	14/30	47	9	6	29	3	0
	17	5	0	0	5	0	0
	19	9	4	1	4	0	0
	20/35/40/46	47	9	5	27	5	1
	22/37/42	23	2	6	14	1	0
	36/45	15	4	1	6	4	0
	41/43	22	4	5	10	3	0
		<u>354</u>	<u>67</u>	<u>41</u>	<u>212</u>	<u>33</u>	<u>1</u>
Brighton Chili							
	1/19/27	44	5	8	25	6	0
	2	24	6	5	9	4	0
	3	10	4	1	5	0	0
	4/18	18	3	2	8	5	0
	5/6/23	44	10	5	20	8	1
	7/15	32	8	7	13	4	0
	9/11/12/33	46	5	8	26	7	0
	10	26	6	7	7	6	0
	13/21	49	9	4	30	6	0
	14/24	42	7	5	25	4	1
	16/22/29	38	8	4	17	9	0
	17	47	8	5	25	9	0
	20/25/28	40	11	5	20	4	0
	26/30/32	42	5	10	18	9	0
		<u>502</u>	<u>95</u>	<u>76</u>	<u>248</u>	<u>81</u>	<u>2</u>
Chili Gates							
	1/11/12/32	29	6	7	12	4	0
	2/4/20/25	34	9	0	16	9	0
	3/15/27/30	26	4	2	12	8	0
	5/23/24	47	2	11	28	6	0
	6/10/22	30	6	3	15	6	0
	7/18	35	13	3	17	2	0
	8/19/28	31	3	8	13	7	0
	9/33	32	5	3	19	5	0
	13/17/29	32	9	3	12	7	1
	14/16/21/31	23	7	3	10	3	0
	26/34/35	19	4	3	7	5	0
		<u>338</u>	<u>68</u>	<u>46</u>	<u>161</u>	<u>62</u>	<u>1</u>

REPUBLICAN PRESIDENTIAL PREFERENCE PRIMARY
29TH CONGRESSIONAL DISTRICT
DETAIL

LEGISLATIVE DISTRICT OR TOWN	ELECTION DISTRICT	TOTAL VOTES	RON PAUL	NEWT GINGRICH	MITT ROMNEY	RICK SANTORUM	BLANK AND VOID
			1B	2B	3B	4B	
Henrietta							
	1/12	37	4	4	25	4	0
	2/19	28	2	3	18	5	0
	3/30	35	5	2	24	4	0
	4/5/32	56	6	4	36	10	0
	6/8/10/18	61	17	3	33	8	0
	7/22	48	11	6	23	8	0
	9/14/24/33	54	14	5	27	7	1
	11/23/34	22	5	0	14	3	0
	13/29	34	9	2	18	5	0
	15/16	24	4	4	12	4	0
	17/25	38	7	3	22	6	0
	20/35	41	13	5	16	7	0
	21/28	25	7	1	13	4	0
	26/27/31	57	10	5	32	10	0
		<u>560</u>	<u>114</u>	<u>47</u>	<u>313</u>	<u>85</u>	<u>1</u>
Henrietta							
Mendon							
	1/2	54	8	6	29	11	0
	3	34	1	4	26	3	0
	4/8	40	4	6	23	6	1
	5/6	46	8	2	32	4	0
	7/9	70	10	12	44	4	0
		<u>244</u>	<u>31</u>	<u>30</u>	<u>154</u>	<u>28</u>	<u>1</u>
Mendon							
Penfield							
	3/39	36	10	4	18	3	1
	7/27/28	53	6	6	33	8	0
	11	11	4	2	5	0	0
	18/36	19	2	5	10	2	0
	29/35	27	2	4	17	4	0
	31/32	32	4	3	22	3	0
		<u>178</u>	<u>28</u>	<u>24</u>	<u>105</u>	<u>20</u>	<u>1</u>
Penfield							
Perinton							
	1/39	48	12	5	25	5	1
	2	22	3	1	18	0	0
	3/32/35/52	66	9	5	43	8	1
	8/27/33/53	95	20	16	53	6	0
	9/43	71	14	11	37	8	1
	13/55	44	1	3	38	2	0
	15/31/48	57	14	4	36	3	0
	17/44	70	11	7	46	6	0
	18	22	1	5	12	4	0
	19/23	56	10	14	28	4	0
	24/34	77	5	4	58	10	0
	28/49/51	59	6	6	34	13	0
	30/36/37/42	75	19	8	39	9	0
	38/50/54	50	8	5	32	5	0

REPUBLICAN PRESIDENTIAL PREFERENCE PRIMARY
29TH CONGRESSIONAL DISTRICT
DETAIL

LEGISLATIVE DISTRICT OR TOWN	ELECTION DISTRICT	TOTAL VOTES	RON PAUL	NEWT GINGRICH	MITT ROMNEY	RICK SANTORUM	BLANK AND VOID
			1B	2B	3B	4B	
Perinton							
	45	26	5	4	15	2	0
	47/56	61	8	16	34	3	0
Perinton		<u>899</u>	<u>146</u>	<u>114</u>	<u>548</u>	<u>88</u>	<u>3</u>
Pittsford							
	1/2	37	11	2	21	3	0
	3	64	7	5	48	4	0
	4/12/21	81	12	6	55	8	0
	5/20/24	54	11	6	35	2	0
	6/9/14	65	8	4	48	5	0
	7/17/26	72	11	7	49	5	0
	8	21	0	0	21	0	0
	10/31/34	51	8	3	37	3	0
	11/15/23	35	10	4	21	0	0
	13/30/32	59	9	5	42	3	0
	16/27	31	3	8	17	3	0
	18/25/28	50	3	7	35	5	0
	19/29	45	8	4	24	9	0
	22/33	55	6	7	40	2	0
Pittsford		<u>720</u>	<u>107</u>	<u>68</u>	<u>493</u>	<u>52</u>	<u>0</u>
Rush							
	1/2	34	3	3	25	3	0
	3/4	30	8	7	12	3	0
Rush		<u>64</u>	<u>11</u>	<u>10</u>	<u>37</u>	<u>6</u>	<u>0</u>
GRAND TOTAL:		<u><u>3,859</u></u>	<u><u>667</u></u>	<u><u>456</u></u>	<u><u>2,271</u></u>	<u><u>455</u></u>	<u><u>10</u></u>

UNITED STATES SENATOR
REPUBLICAN PRIMARY
SUMMARY

LEGISLATIVE DISTRICT OR TOWN	TOTAL VOTES	WENDY LONG	BOB TURNER	GEORGE MARAGOS	SCATTER	BLANK AND VOID
		1B	2B	3B		
Leg. Dist. 07	25	13	8	1	1	2
Leg. Dist. 21	94	59	24	10	0	1
Leg. Dist. 22	23	13	7	3	0	0
Leg. Dist. 23	116	71	37	6	2	0
Leg. Dist. 24	94	62	22	7	2	1
Leg. Dist. 25	37	21	9	4	1	2
Leg. Dist. 26	122	77	29	14	2	0
Leg. Dist. 27	52	30	15	5	0	2
Leg. Dist. 28	44	24	16	3	1	0
Leg. Dist. 29	65	37	23	3	1	1
CITY	672	407	190	56	10	9
Brighton	347	200	113	32	2	0
Chili	404	284	86	32	2	0
Clarkson	136	81	40	15	0	0
East Rochester	33	19	7	5	0	2
Gates	210	148	44	16	0	2
Greece	966	609	278	67	6	6
Hamlin	197	127	41	19	2	8
Henrietta	332	237	72	20	1	2
Irondequoit	521	337	134	45	3	2
Mendon	238	147	71	12	1	7
Ogden	278	189	60	24	4	1
Parma	210	149	47	14	0	0
Penfield	498	320	135	35	3	5
Perinton	761	502	189	61	6	3
Pittsford	505	276	177	38	9	5
Riga	123	85	31	5	1	1
Rush	107	63	24	12	0	8
Sweden	134	96	31	5	2	0
Webster	530	361	131	26	8	4
Wheatland	137	93	24	6	3	11
TOWNS	6,667	4,323	1,735	489	53	67
GRAND TOTAL:	7,339	4,730	1,925	545	63	76

UNITED STATES SENATOR
REPUBLICAN PRIMARY
DETAIL

LEGISLATIVE DISTRICT OR TOWN	ELECTION DISTRICT	TOTAL VOTES	WENDY LONG	BOB TURNER	GEORGE MARAGOS	SCATTER	BLANK AND VOID
			1B	2B	3B		
Leg. Dist. 07							
	1	10	6	2	1	0	1
	2	15	7	6	0	1	1
Leg. Dist. 07		25	13	8	1	1	2
Leg. Dist. 21							
	1/24	22	16	4	2	0	0
	2/14/20	11	6	4	1	0	0
	3/4/15/16	9	5	3	1	0	0
	5/23	5	3	2	0	0	0
	6	2	0	1	0	0	1
	7	10	9	1	0	0	0
	8/17	4	2	1	1	0	0
	9	0	0	0	0	0	0
	10/23-13	10	4	2	4	0	0
	12	7	4	3	0	0	0
	13/23-15/23-23/23-29	5	3	1	1	0	0
	18/25/26/27	8	6	2	0	0	0
	19/21	1	1	0	0	0	0
	22	0	0	0	0	0	0
Leg. Dist. 21		94	59	24	10	0	1
Leg. Dist. 22							
	1/8/22/21-11	5	2	1	2	0	0
	2/3/4/6/7/9/13/16/18/19	3	2	1	0	0	0
	5/14/15/20/24	2	1	1	0	0	0
	10/11/12/17/21/23/27	3	2	1	0	0	0
	25	10	6	3	1	0	0
Leg. Dist. 22		23	13	7	3	0	0
Leg. Dist. 23							
	1/6/9/10/20	12	8	3	0	1	0
	2/3/11/28/24-20/25-28	11	5	5	1	0	0
	4/12/21/22	17	10	5	2	0	0
	5/7	3	2	1	0	0	0
	8/14	5	3	2	0	0	0
	16/18/19/27	31	19	12	0	0	0
	17	5	4	0	1	0	0
	24/25/26	32	20	9	2	1	0
Leg. Dist. 23		116	71	37	6	2	0
Leg. Dist. 24							
	1/13	9	6	2	1	0	0
	2/3/22/23	11	9	1	1	0	0
	4/10	6	4	1	1	0	0
	5/24	11	9	1	1	0	0
	6	8	7	1	0	0	0
	7/8/9/19/25-23	11	7	2	1	1	0
	11/12	4	2	2	0	0	0
	14/15/21	20	12	8	0	0	0
	16/18	5	1	3	0	1	0
	17	9	5	1	2	0	1
Leg. Dist. 24		94	62	22	7	2	1

UNITED STATES SENATOR
REPUBLICAN PRIMARY
DETAIL

LEGISLATIVE DISTRICT OR TOWN	ELECTION DISTRICT	TOTAL VOTES	WENDY LONG	BOB TURNER	GEORGE MARAGOS	SCATTER	BLANK AND VOID
			1B	2B	3B		
Leg. Dist. 25							
	1/5/10/22	5	3	2	0	0	0
	2/9	2	2	0	0	0	0
	4/6/12/14/24/26/27	13	5	5	1	0	2
	7/8/11/13/17/27-9/27-15	5	4	0	1	0	0
	15/18	1	1	0	0	0	0
	16/27-8	2	2	0	0	0	0
	19/20/25/22-26	7	3	2	1	1	0
	21/28-12	1	1	0	0	0	0
	29/30	1	0	0	1	0	0
Leg. Dist. 25		37	21	9	4	1	2
Leg. Dist. 26							
	1/13/14	27	15	5	5	2	0
	2/12	13	11	2	0	0	0
	3/4/5/11	20	16	3	1	0	0
	6/28-5/28-16	11	4	4	3	0	0
	7/8	6	4	1	1	0	0
	9/28-9	14	6	6	2	0	0
	10/15/28-6/28-18	14	11	2	1	0	0
	16	10	8	2	0	0	0
	17	7	2	4	1	0	0
Leg. Dist. 26		122	77	29	14	2	0
Leg. Dist. 27							
	1/2/10/11	16	9	5	2	0	0
	3/7/12/13/21/25-3	14	11	3	0	0	0
	4/5/6/14/16/17	12	5	2	3	0	2
	18/28-3	3	1	2	0	0	0
	19/20/23	0	0	0	0	0	0
	22	3	1	2	0	0	0
	25/26	4	3	1	0	0	0
Leg. Dist. 27		52	30	15	5	0	2
Leg. Dist. 28							
	1/2/10	5	3	2	0	0	0
	4	2	1	1	0	0	0
	7/17	10	6	2	1	1	0
	8/19	3	1	1	1	0	0
	11/13	4	2	2	0	0	0
	14/15/22	11	7	3	1	0	0
	20	5	1	4	0	0	0
	21	4	3	1	0	0	0
Leg. Dist. 28		44	24	16	3	1	0
Leg. Dist. 29							
	1/2/20/26	2	2	0	0	0	0
	3/8/9	9	7	2	0	0	0
	4/6/11/14/16-1	9	6	3	0	0	0
	5/10	6	2	4	0	0	0
	7/17	8	4	4	0	0	0
	12/24	3	3	0	0	0	0
	13/15/16/19	5	3	0	2	0	0
	18/21/27	5	4	1	0	0	0
	22/23	4	1	2	0	1	0

UNITED STATES SENATOR
REPUBLICAN PRIMARY
DETAIL

LEGISLATIVE DISTRICT OR TOWN	ELECTION DISTRICT	TOTAL VOTES	WENDY LONG	BOB TURNER	GEORGE MARAGOS	SCATTER	BLANK AND VOID
			1B	2B	3B		
Leg. Dist. 29							
	25/28	14	5	7	1	0	1
Leg. Dist. 29		65	37	23	3	1	1
CITY		672	407	190	56	10	9
Brighton							
	1/13/23/31/32/33	41	21	17	3	0	0
	2/26/44	22	12	9	1	0	0
	3	12	4	6	2	0	0
	4/5/9/25/27	21	15	4	2	0	0
	6	12	8	3	1	0	0
	7/11/15/24/34	65	33	23	7	2	0
	8/16/18	15	7	7	1	0	0
	10/21	24	17	5	2	0	0
	12/29/39	20	14	4	2	0	0
	14/30	24	10	10	4	0	0
	17	2	1	0	1	0	0
	19/28	11	6	2	3	0	0
	20/35/40/46	29	19	9	1	0	0
	22/37/42	15	9	6	0	0	0
	36/45	10	9	1	0	0	0
	38	6	3	3	0	0	0
	41/43	18	12	4	2	0	0
Brighton		347	200	113	32	2	0
Chili							
	1/19/27	46	34	7	5	0	0
	2	21	14	6	1	0	0
	3	7	6	1	0	0	0
	4/18/26/30/32	49	34	10	4	1	0
	5/6/23	24	15	7	2	0	0
	7/15	9	6	3	0	0	0
	8/10	39	32	5	2	0	0
	9/11/12/31	40	28	10	2	0	0
	13/21	31	23	8	0	0	0
	14/24	32	23	5	4	0	0
	16/22/29	37	27	7	3	0	0
	17	45	29	10	6	0	0
	20/25/28	24	13	7	3	1	0
Chili		404	284	86	32	2	0
Clarkson							
	1/3	53	30	19	4	0	0
	2	5	4	1	0	0	0
	4	24	13	7	4	0	0
	5	37	22	8	7	0	0
	6	17	12	5	0	0	0
Clarkson		136	81	40	15	0	0
East Rochester							
	1/4/5	16	8	4	3	0	1
	2/3/6/7	17	11	3	2	0	1
East Rochester		33	19	7	5	0	2

UNITED STATES SENATOR
REPUBLICAN PRIMARY
DETAIL

LEGISLATIVE DISTRICT OR TOWN	ELECTION DISTRICT	TOTAL VOTES	WENDY LONG	BOB TURNER	GEORGE MARAGOS	SCATTER	BLANK AND VOID
			1B	2B	3B		
Gates							
	1/11/12/32	18	14	4	0	0	0
	2/4/20/25	19	14	4	1	0	0
	3/15/27/30	17	13	3	1	0	0
	5/23/24	39	29	6	4	0	0
	6/10/22	20	17	2	1	0	0
	7/18/26/34/35	28	24	3	1	0	0
	8/19/28	19	13	4	2	0	0
	9/33	20	7	10	2	0	1
	13/17/29	13	7	4	1	0	1
	14/16/21/31	17	10	4	3	0	0
Gates		210	148	44	16	0	2
Greece							
	1/21/30/74/82	31	20	8	3	0	0
	2/34/54	30	19	8	3	0	0
	3/52/64/73/80/85	61	43	14	4	0	0
	4/13/40/51/68	49	32	15	1	1	0
	5/8/9/20	30	20	10	0	0	0
	6/7/22/63	24	14	4	6	0	0
	10/11/25	8	4	4	0	0	0
	12/46	16	11	3	2	0	0
	14/83	13	8	3	2	0	0
	15/71	22	13	8	1	0	0
	16/38/76	26	17	7	2	0	0
	17/39/93	34	16	14	4	0	0
	18/67/69/94	31	19	7	5	0	0
	19/23	24	15	7	2	0	0
	24/27/108/109	27	20	5	1	1	0
	26/41/48/78	23	17	4	2	0	0
	28/45/91	35	23	11	1	0	0
	29/66	11	2	8	1	0	0
	31/47/50/56	47	29	15	2	1	0
	32/59/61	16	9	7	0	0	0
	33/57	19	15	3	1	0	0
	35/84	31	17	10	3	1	0
	36/42/60/75/95	37	23	10	4	0	0
	37/81	11	8	3	0	0	0
	43/70/107	23	15	8	0	0	0
	44/89/99	25	18	6	1	0	0
	49/55	17	10	4	1	0	2
	53/72/88/104/105	43	28	10	3	0	2
	58/90/102/103	31	16	13	2	0	0
	62/96/101	18	7	7	2	1	1
	65	27	13	14	0	0	0
	77	9	5	3	1	0	0
	79/98/106	27	24	2	1	0	0
	86	22	11	9	2	0	0
	87	7	7	0	0	0	0
	92/100	17	11	5	1	0	0
	97	44	30	9	3	1	1
Greece		966	609	278	67	6	6

UNITED STATES SENATOR
REPUBLICAN PRIMARY
DETAIL

LEGISLATIVE DISTRICT OR TOWN	ELECTION DISTRICT	TOTAL VOTES	WENDY LONG	BOB TURNER	GEORGE MARAGOS	SCATTER	BLANK AND VOID	
			1B	2B	3B			
Hamlin	1/6/8	32	20	5	5	0	2	
	2/5	45	29	9	6	0	1	
	3/7	52	37	10	3	2	0	
	4	18	10	3	1	0	4	
	9/10	50	31	14	4	0	1	
Hamlin		197	127	41	19	2	8	
Henrietta	1/12	27	15	11	0	1	0	
	2/19/20/35	49	36	9	4	0	0	
	3/30	25	13	8	4	0	0	
	4/5/32	35	25	8	2	0	0	
	6/8/10/18	31	20	8	2	0	1	
	7/22	21	17	2	2	0	0	
	9/14/24/33	29	21	4	3	0	1	
	11/23/34	11	8	3	0	0	0	
	13/29	18	12	5	1	0	0	
	15/16	19	16	3	0	0	0	
	17/25	24	20	4	0	0	0	
	21/28	15	13	2	0	0	0	
	26/27/31	28	21	5	2	0	0	
	Henrietta		332	237	72	20	1	2
Irondequoit	1/37	12	8	2	2	0	0	
	2/9/40/45/48/53/68	42	32	9	1	0	0	
	3	10	8	1	1	0	0	
	4/46	16	11	3	2	0	0	
	5/12/19	20	13	7	0	0	0	
	6/7/16/22	43	33	4	6	0	0	
	8/10/20/47/51/62	56	45	9	1	1	0	
	11/34/41/52/61	34	16	14	4	0	0	
	13/17/21/24/31/32/58	74	51	16	7	0	0	
	14/28	26	18	4	4	0	0	
	15/30/49	30	13	15	2	0	0	
	18/26/54/57/65/67	34	17	12	5	0	0	
	23/29/35/43	15	12	3	0	0	0	
	25/33/44/59/60	50	30	15	4	1	0	
	27/42/63	22	14	4	4	0	0	
	36/50/64/66	9	3	3	1	1	1	
	38/55/56	24	13	10	1	0	0	
	39	4	0	3	0	0	1	
	Irondequoit		521	337	134	45	3	2
	Mendon	1/2/4/8	103	69	25	5	0	4
3/7/9		93	49	34	6	1	3	
5/6		42	29	12	1	0	0	
Mendon		238	147	71	12	1	7	
Ogden	1/9/19	47	40	4	2	1	0	
	2/13	34	18	12	3	1	0	
	3	14	10	2	1	1	0	

UNITED STATES SENATOR
REPUBLICAN PRIMARY
DETAIL

LEGISLATIVE DISTRICT OR TOWN	ELECTION DISTRICT	TOTAL VOTES	WENDY LONG	BOB TURNER	GEORGE MARAGOS	SCATTER	BLANK AND VOID
			1B	2B	3B		
Ogden							
	4/18	22	13	5	4	0	0
	5	12	8	4	0	0	0
	6/10	32	27	5	0	0	0
	7/16/20	45	31	10	4	0	0
	8	12	7	3	2	0	0
	11	17	12	3	1	0	1
	12	16	10	4	2	0	0
	14/15/17	27	13	8	5	1	0
Ogden		278	189	60	24	4	1
Parma							
	1/11	30	21	6	3	0	0
	2/8/12	45	28	12	5	0	0
	3/13	29	19	8	2	0	0
	4/5/6/7	49	36	11	2	0	0
	9/10/14/15	57	45	10	2	0	0
Parma		210	149	47	14	0	0
Penfield							
	1/21	19	14	5	0	0	0
	2	10	7	2	0	0	1
	3/39	18	9	6	3	0	0
	4/14	35	24	8	1	0	2
	5/9/17/22	44	32	9	2	0	1
	6/34/38/40	30	24	5	1	0	0
	7/15/27/28	43	21	19	3	0	0
	8	25	15	10	0	0	0
	10	20	13	3	4	0	0
	11/16	17	7	9	1	0	0
	12/24/25/33	67	53	11	3	0	0
	13	22	9	10	2	1	0
	18/23/36	22	12	9	0	1	0
	19/30	34	25	5	3	0	1
	20/37/42	38	24	11	3	0	0
	26	11	5	2	3	1	0
	29/35	19	10	4	5	0	0
	31/32	10	5	4	1	0	0
	41	14	11	3	0	0	0
Penfield		498	320	135	35	3	5
Perinton							
	1/39/45	40	30	9	1	0	0
	2	13	5	8	0	0	0
	3/32/35/52	53	30	18	2	1	2
	4/38/50/54	39	25	9	4	1	0
	5/7/14/20	82	52	18	11	0	1
	6/25	12	11	1	0	0	0
	8/27/33/53	58	36	20	1	1	0
	9/43/47/56	80	57	18	5	0	0
	10/11/46	28	17	6	5	0	0
	12/16/18/22/29/41	49	38	6	4	1	0
	13/55	38	25	10	2	1	0
	15/26/31/40/48	43	28	14	1	0	0

UNITED STATES SENATOR
REPUBLICAN PRIMARY
DETAIL

LEGISLATIVE DISTRICT OR TOWN	ELECTION DISTRICT	TOTAL VOTES	WENDY LONG	BOB TURNER	GEORGE MARAGOS	SCATTER	BLANK AND VOID
			1B	2B	3B		
Perinton							
	17/44	32	21	6	5	0	0
	19/23	42	31	8	3	0	0
	21	17	8	7	2	0	0
	24/34	64	36	18	9	1	0
	28/49/51	34	27	5	2	0	0
	30/36/37/42	37	25	8	4	0	0
Perinton		761	502	189	61	6	3
Pittsford							
	1/2	25	16	5	3	1	0
	3	47	24	18	4	0	1
	4/12/21	44	21	20	1	1	1
	5/18/20/24/25/28	82	50	24	4	4	0
	6/9/14	48	26	14	6	0	2
	7/17/26	53	28	20	5	0	0
	8	19	11	6	2	0	0
	10/31/34	32	19	13	0	0	0
	11/15/23	29	14	10	3	2	0
	13/30/32	35	21	12	2	0	0
	16/27	21	11	8	1	0	1
	19/29	32	17	11	3	1	0
	22/33	38	18	16	4	0	0
Pittsford		505	276	177	38	9	5
Riga							
	1/2/3	66	41	21	3	1	0
	4/5/6	57	44	10	2	0	1
Riga		123	85	31	5	1	1
Rush							
	1/2/3/4	107	63	24	12	0	8
Rush		107	63	24	12	0	8
Sweden							
	1/5/6	32	22	7	3	0	0
	2/3/4/9/11	47	38	7	2	0	0
	7/8/10/12	55	36	17	0	2	0
Sweden		134	96	31	5	2	0
Webster							
	1/2	44	29	13	2	0	0
	3/36	20	13	7	0	0	0
	4/14	26	16	8	1	1	0
	5/23/33	26	19	5	2	0	0
	6/11/43	28	21	4	3	0	0
	7/12/22/37	58	45	11	2	0	0
	8/13/18	38	20	15	1	1	1
	9/34	8	7	1	0	0	0
	10/17/28/41	54	37	14	2	1	0
	15/39	16	7	7	1	0	1
	16/26	24	20	3	1	0	0
	19/29/32	31	21	7	2	0	1
	20/42	31	28	3	0	0	0
	21/35	17	14	3	0	0	0

UNITED STATES SENATOR
REPUBLICAN PRIMARY
DETAIL

LEGISLATIVE DISTRICT OR TOWN	ELECTION DISTRICT	TOTAL VOTES	WENDY LONG	BOB TURNER	GEORGE MARAGOS	SCATTER	BLANK AND VOID
			1B	2B	3B		
Webster							
	24	18	13	3	2	0	0
	25/38	14	8	5	1	0	0
	27/40	41	24	10	3	4	0
	30	8	3	4	0	1	0
	31	<u>28</u>	<u>16</u>	<u>8</u>	<u>3</u>	<u>0</u>	<u>1</u>
Webster		530	361	131	26	8	4
Wheatland							
	1/3	50	33	9	4	2	2
	2	33	19	5	2	1	6
	4/5	<u>54</u>	<u>41</u>	<u>10</u>	<u>0</u>	<u>0</u>	<u>3</u>
Wheatland		137	93	24	6	3	11
TOWNS		<u>6,667</u>	<u>4,323</u>	<u>1,735</u>	<u>489</u>	<u>53</u>	<u>67</u>
GRAND TOTAL:		<u><u>7,339</u></u>	<u><u>4,730</u></u>	<u><u>1,925</u></u>	<u><u>545</u></u>	<u><u>63</u></u>	<u><u>76</u></u>

REPRESENTATIVE IN CONGRESS
27TH DISTRICT
REPUBLICAN PRIMARY
DETAIL

LEGISLATIVE DISTRICT OR TOWN	ELECTION DISTRICT	TOTAL VOTES	CHRIS COLLINS 4B	DAVID G. BELLAVIA 5B	SCATTER	BLANK AND VOID
Clarkson		<u>5</u>	<u>3</u>	<u>2</u>	<u>0</u>	<u>0</u>
Clarkson	2	<u>5</u>	<u>3</u>	<u>2</u>	<u>0</u>	<u>0</u>
Hamlin						
	1/6/8	32	20	12	0	0
	2/5	45	15	30	0	0
	3/7	52	19	28	2	3
	4	18	6	12	0	0
	9/10	<u>50</u>	<u>16</u>	<u>30</u>	<u>0</u>	<u>4</u>
Hamlin		197	76	112	2	7
Mendon						
	1/2/4/8	103	38	60	0	5
	3/7/9	93	30	58	2	3
	5/6	<u>42</u>	<u>17</u>	<u>23</u>	<u>0</u>	<u>2</u>
Mendon		238	85	141	2	10
Rush						
	1/2/3/4	<u>107</u>	<u>41</u>	<u>66</u>	<u>0</u>	<u>0</u>
Rush		107	41	66	0	0
Wheatland						
	1/3	50	7	38	2	3
	2	33	8	23	1	1
	4/5	<u>54</u>	<u>14</u>	<u>40</u>	<u>0</u>	<u>0</u>
Wheatland		137	29	101	3	4
GRAND TOTAL:		<u><u>684</u></u>	<u><u>234</u></u>	<u><u>422</u></u>	<u><u>7</u></u>	<u><u>21</u></u>

MEMBER OF ASSEMBLY
137TH DISTRICT
DEMOCRATIC PRIMARY
SUMMARY

LEGISLATIVE DISTRICT OR TOWN	TOTAL VOTES	DAVID F. GANTT 1A	JOSE A. CRUZ 2A	JOHN F. LIGHTFOOT 3A	SCATTER	BLANK AND VOID
Leg. Dist. 21	531	394	92	33	3	9
Leg. Dist. 22	969	724	160	61	2	22
Leg. Dist. 25	1,207	788	164	219	3	33
Leg. Dist. 27	1,330	977	160	172	4	17
Leg. Dist. 28	1	1	0	0	0	0
Leg. Dist. 29	401	274	87	29	1	10
CITY	4,439	3,158	663	514	13	91
Gates	610	241	329	33	1	6
TOWNS	610	241	329	33	1	6
GRAND TOTAL:	5,049	3,399	992	547	14	97

MEMBER OF ASSEMBLY
137TH DISTRICT
DEMOCRATIC PRIMARY
DETAIL

LEGISLATIVE DISTRICT OR TOWN	ELECTION DISTRICT	TOTAL VOTES	DAVID F. GANTT	JOSE A. CRUZ	JOHN F. LIGHTFOOT	SCATTER	BLANK AND VOID
			1A	2A	3A		
Leg. Dist. 21							
	5	12	9	3	0	0	0
	11/22-1	112	88	19	4	1	0
	13/23-23	38	17	16	4	0	1
	16	24	16	8	0	0	0
	18	66	49	8	6	0	3
	19	29	22	5	2	0	0
	21	33	26	3	2	1	1
	22	48	37	7	3	0	1
	23	54	34	14	5	0	1
	25	73	55	9	7	1	1
	27	42	41	0	0	0	1
Leg. Dist. 21		531	394	92	33	3	9
Leg. Dist. 22							
	2/13	41	32	7	1	1	0
	3	56	20	35	1	0	0
	4/16/19	45	34	8	3	0	0
	5	42	27	13	2	0	0
	6	50	43	4	2	0	1
	7	42	33	6	3	0	0
	8/22	95	75	8	10	0	2
	9	26	19	4	1	0	2
	10/17	64	54	4	6	0	0
	11/21	92	63	21	4	0	4
	12/23	72	62	4	4	0	2
	14/15	120	102	6	9	0	3
	18	37	23	10	0	0	4
	20/24	66	53	5	5	1	2
	25	53	37	10	6	0	0
	26/25-19	25	13	12	0	0	0
	27	43	34	3	4	0	2
Leg. Dist. 22		969	724	160	61	2	22
Leg. Dist. 25							
	1/22	79	45	20	14	0	0
	2	59	47	2	10	0	0
	3	109	85	4	16	0	4
	4/6/14/24	55	25	18	8	0	4
	5/10	128	77	14	32	0	5
	7/13	128	94	4	28	1	1
	8/27-9	172	122	25	25	0	0
	9/11	69	46	3	17	0	3
	15/18	114	72	9	26	2	5
	16/27-22	68	41	12	14	0	1
	17	51	39	1	5	0	6

MEMBER OF ASSEMBLY
137TH DISTRICT
DEMOCRATIC PRIMARY
DETAIL

LEGISLATIVE DISTRICT OR TOWN	ELECTION DISTRICT	TOTAL VOTES	DAVID F. GANTT	JOSE A. CRUZ	JOHN F. LIGHTFOOT	SCATTER	BLANK AND VOID
			1A	2A	3A		
Leg. Dist. 25	20/25	112	61	37	13	0	1
	21/28-12	31	18	6	5	0	2
	23	0	0	0	0	0	0
	26/27	32	16	9	6	0	1
Leg. Dist. 25		1,207	788	164	219	3	33
Leg. Dist. 27	1/2	119	83	20	15	0	1
	3/7/12	163	112	29	20	1	1
	4/5	158	115	24	17	0	2
	6/17	111	84	10	12	0	5
	8	124	109	6	6	1	2
	10/11	102	78	9	13	0	2
	13/21	102	70	12	19	0	1
	14	48	39	1	8	0	0
	15	78	58	5	12	2	1
	16	69	31	24	14	0	0
	18/28-3	45	34	4	6	0	1
	19/23	127	103	9	15	0	0
	20	49	35	0	13	0	1
	25/26	35	26	7	2	0	0
Leg. Dist. 27		1,330	977	160	172	4	17
Leg. Dist. 28	17/19	1	1	0	0	0	0
Leg. Dist. 28		1	1	0	0	0	0
Leg. Dist. 29	2/20/26	101	76	13	10	0	2
	10	44	36	6	1	0	1
	11	35	12	17	2	1	3
	12	43	30	10	3	0	0
	13	39	34	4	1	0	0
	14	27	19	7	1	0	0
	15	27	11	9	6	0	1
	16	22	16	3	1	0	2
	24	63	40	18	4	0	1
Leg. Dist. 29		401	274	87	29	1	10
CITY		4,439	3,158	663	514	13	91
Gates	1/11/12/32	80	28	47	4	0	1
	2/4/20/25	64	26	33	4	0	1
	3/15/27/30	77	27	42	8	0	0
	5/23/24	66	24	39	1	0	2

MEMBER OF ASSEMBLY
137TH DISTRICT
DEMOCRATIC PRIMARY
DETAIL

LEGISLATIVE DISTRICT OR TOWN	ELECTION DISTRICT	TOTAL VOTES	DAVID F. GANTT 1A	JOSE A. CRUZ 2A	JOHN F. LIGHTFOOT 3A	SCATTER	BLANK AND VOID
Gates	6/10/22	48	16	29	3	0	0
	7/18/26/34/35	83	33	43	6	1	0
	8/19/28	47	15	30	2	0	0
	9/33	41	28	9	2	0	2
	13/17/29	53	24	28	1	0	0
	14/16/21/31	51	20	29	2	0	0
Gates		<u>610</u>	<u>241</u>	<u>329</u>	<u>33</u>	<u>1</u>	<u>6</u>
TOWNS		<u>610</u>	<u>241</u>	<u>329</u>	<u>33</u>	<u>1</u>	<u>6</u>
GRAND TOTAL:		<u><u>5,049</u></u>	<u><u>3,399</u></u>	<u><u>992</u></u>	<u><u>547</u></u>	<u><u>14</u></u>	<u><u>97</u></u>

MEMBER OF STATE COMMITTEE
 137TH DISTRICT (MALE)
 DEMOCRATIC PRIMARY
 SUMMARY

LEGISLATIVE DISTRICT OR TOWN	TOTAL VOTES	DAVID F. GANTT 4A	JOSE A. CRUZ 5A	SCATTER	BLANK AND VOID
Leg. Dist. 21	531	380	108	3	40
Leg. Dist. 22	969	713	183	3	70
Leg. Dist. 25	1,207	823	261	4	119
Leg. Dist. 27	1,330	960	223	6	141
Leg. Dist. 28	1	0	1	0	0
Leg. Dist. 29	401	266	108	2	25
CITY	4,439	3,142	884	18	395
Gates	610	235	322	1	52
TOWNS	610	235	322	1	52
GRAND TOTAL:	5,049	3,377	1,206	19	447

MEMBER OF STATE COMMITTEE
 137TH DISTRICT (MALE)
 DEMOCRATIC PRIMARY
 DETAIL

LEGISLATIVE DISTRICT OR TOWN	ELECTION DISTRICT	TOTAL VOTES	DAVID F. GANTT	JOSE A. CRUZ	SCATTER	BLANK AND VOID
			4A	5A		
Leg. Dist. 21						
	5	12	9	3	0	0
	11/22-1	112	86	20	1	5
	13/23-23	38	14	21	0	3
	16	24	15	6	0	3
	18	66	48	10	0	8
	19	29	19	8	0	2
	21	33	26	3	1	3
	22	48	34	9	0	5
	23	54	36	15	0	3
	25	73	56	12	1	4
	27	42	37	1	0	4
		<u>531</u>	<u>380</u>	<u>108</u>	<u>3</u>	<u>40</u>
Leg. Dist. 21						
Leg. Dist. 22						
	2/13	41	29	7	1	4
	3	56	23	31	0	2
	4/16/19	45	33	10	0	2
	5	42	27	13	0	2
	6	50	38	6	0	6
	7	42	36	6	0	0
	8/22	95	71	14	1	9
	9	26	20	5	0	1
	10/17	64	53	8	0	3
	11/21	92	59	21	0	12
	12/23	72	64	6	0	2
	14/15	120	101	12	0	7
	18	37	26	8	0	3
	20/24	66	50	8	1	7
	25	53	38	12	0	3
	26/25-19	25	12	9	0	4
	27	43	33	7	0	3
		<u>969</u>	<u>713</u>	<u>183</u>	<u>3</u>	<u>70</u>
Leg. Dist. 22						
Leg. Dist. 25						
	1/22	79	46	25	0	8
	2	59	50	5	0	4
	3	109	85	13	0	11
	4/6/14/24	55	16	20	0	19
	5/10	128	82	30	0	16
	7/13	128	101	14	1	12
	8/27-9	172	130	33	1	8
	9/11	69	51	13	0	5
	15/18	114	87	17	2	8
	16/27-22	68	43	19	0	6
	17	51	40	5	0	6
	20/25	112	55	50	0	7
	21/28-12	31	19	7	0	5
	23	0	0	0	0	0
	26/27	32	18	10	0	4
		<u>1,207</u>	<u>823</u>	<u>261</u>	<u>4</u>	<u>119</u>
Leg. Dist. 25						

MEMBER OF STATE COMMITTEE
137TH DISTRICT (MALE)
DEMOCRATIC PRIMARY
DETAIL

LEGISLATIVE DISTRICT OR TOWN	ELECTION DISTRICT	TOTAL VOTES	DAVID F. GANTT	JOSE A. CRUZ	SCATTER	BLANK AND VOID
			4A	5A		
Leg. Dist. 27						
	1/2	119	77	22	2	18
	3/7/12	163	115	39	1	8
	4/5	158	113	31	0	14
	6/17	111	69	15	0	27
	8	124	106	10	2	6
	10/11	102	75	18	0	9
	13/21	102	70	18	0	14
	14	48	44	4	0	0
	15	78	57	8	1	12
	16	69	35	30	0	4
	18/28-3	45	38	4	0	3
	19/23	127	97	12	0	18
	20	49	44	4	0	1
	25/26	35	20	8	0	7
Leg. Dist. 27		1,330	960	223	6	141
Leg. Dist. 28						
	17/19	1	0	1	0	0
Leg. Dist. 28		1	0	1	0	0
Leg. Dist. 29						
	2/20/26	101	77	21	0	3
	10	44	32	8	0	4
	11	35	12	17	1	5
	12	43	29	10	0	4
	13	39	32	7	0	0
	14	27	16	11	0	0
	15	27	13	9	0	5
	16	22	17	3	0	2
	24	63	38	22	1	2
Leg. Dist. 29		401	266	108	2	25
CITY		4,439	3,142	884	18	395
Gates						
	1/11/12/32	80	30	44	0	6
	2/4/20/25	64	25	32	0	7
	3/15/27/30	77	23	44	0	10
	5/23/24	66	21	38	0	7
	6/10/22	48	17	26	0	5
	7/18/26/34/35	83	30	46	1	6
	8/19/28	47	16	28	0	3
	9/33	41	30	10	0	1
	13/17/29	53	24	28	0	1
	14/16/21/31	51	19	26	0	6
Gates		610	235	322	1	52
TOWNS		610	235	322	1	52
GRAND TOTAL:		5,049	3,377	1,206	19	447

STATE SENATOR
62ND DISTRICT
REPUBLICAN PRIMARY
DETAIL

LEGISLATIVE DISTRICT OR TOWN	ELECTION DISTRICT	TOTAL VOTES	JOHNNY G. DESTINO	GEORGE D. MAZIARZ	SCATTER	BLANK AND VOID
			1B	2B		
Ogden	1/9/19	53	14	38	0	1
	2/13	29	13	16	0	0
	3	19	11	8	0	0
	4/18	29	5	24	0	0
	5	17	10	7	0	0
	6/10	9	3	6	0	0
	7/16/20	36	17	19	0	0
	8	14	5	9	0	0
	11	13	3	9	0	1
	12	13	7	6	0	0
	14/15/17	32	13	19	0	0
Ogden		264	101	161	0	2
Sweden	1/5/6	35	10	25	0	0
	2/3/4/9/11	59	16	42	0	1
	7/8/10/12	59	16	42	0	1
Sweden		153	42	109	0	2
GRAND TOTAL:		417	143	270	0	4

MEMBER OF ASSEMBLY
133RD DISTRICT
REPUBLICAN PRIMARY
DETAIL

LEGISLATIVE DISTRICT OR TOWN	ELECTION DISTRICT	TOTAL VOTES	BILL NOJAY	RICHARD E. BURKE	SCATTER	BLANK AND VOID
			1B	2B		
Mendon						
	1/2/4/8	110	79	31	0	0
	3/7/9	131	107	23	1	0
	5/6	61	40	21	0	0
Mendon		302	226	75	1	0
Pittsford						
	1/2	50	37	13	0	0
	3	83	56	26	1	0
	4/12/21	89	69	18	1	1
	5/18/20/24/25/28	156	119	34	0	3
	6/9/14	72	57	15	0	0
	7/17/26	79	57	21	1	0
	8	36	21	15	0	0
	10/31/34	71	56	15	0	0
	11/15/23	46	39	7	0	0
	13/30/32	84	66	18	0	0
	16/27	43	26	17	0	0
	19/29	58	43	15	0	0
	22/33	70	54	16	0	0
Pittsford		937	700	230	3	4
Rush						
	1/2/3/4	164	104	60	0	0
Rush		164	104	60	0	0
Wheatland						
	1/3	52	32	20	0	0
	2	33	24	9	0	0
	4/5	52	41	11	0	0
Wheatland		137	97	40	0	0
GRAND TOTAL:		1,540	1,127	405	4	4

MEMBER OF STATE COMMITTEE
 27TH DISTRICT
 CONSERVATIVE PRIMARY
 (VOTE FOR 12)
 PART 1 OF 2
 DETAIL

LEGISLATIVE DISTRICT OR TOWN	ELECTION DISTRICT	TOTAL VOTES	CHARLES A. CASTIGLIA	RAYMOND F. GALLAGHER	HAROLD W. SCHROEDER	REMY C. ORFFEO	JOHN R. PITILLO	STANLEY E. TRAVIS	ARTHUR R. MUNGER	MICHAEL KLOPPEL	ALLEN LOFTHOUSE	CURTIS A. LARABY	JASON J. MCGUIRE	ALBERT MONACO
			3C	4C	5C	6C	7C	8C	9C	10C	11C	12C	13C	14C
Clarkson	2	0	0	0	0	0	0	0	0	0	0	0	0	0
Clarkson		0	0	0	0	0	0	0	0	0	0	0	0	0
Hamlin	1/2/3/4/5/6/7/8/9/10	84	2	2	2	1	2	1	2	2	2	4	2	2
Hamlin		84	2	2	2	1	2	1	2	2	2	4	2	2
Mendon	1/2/4/8	48	1	1	2	1	2	2	2	2	1	3	2	1
	3/7/9	24	0	0	0	0	0	0	0	0	0	0	0	0
	5/6	12	0	0	1	0	0	0	0	0	1	1	1	0
Mendon		84	1	1	3	1	2	2	2	2	2	4	3	1
Rush	1/2/3/4	96	0	0	0	0	0	0	0	0	0	5	0	0
Rush		96	0	0	0	0	0	0	0	0	0	5	0	0
Wheatland	1/3	36	1	2	1	2	1	2	2	2	1	2	2	2
	2	12	0	0	0	0	0	0	0	0	0	0	0	0
	4/5	48	0	0	0	0	0	0	0	0	0	3	0	0
Wheatland		96	1	2	1	2	1	2	2	2	1	5	2	2
GRAND TOTAL:		360	4	5	6	4	5	5	6	6	5	18	7	5

MEMBER OF STATE COMMITTEE
27TH DISTRICT
CONSERVATIVE PRIMARY
(VOTE FOR 12)
PART 2 OF 2
DETAIL

LEGISLATIVE DISTRICT OR TOWN	ELECTION DISTRICT	TOTAL VOTES	WILLIAM	ROSS	JOANNA	MARBLE	LINDA	BLACKLEY	PATRICIA	MCCABE	KRISTINA	MILDRED	HOEFER	WHITNEY	BLACKLEY	JAMES	SOBCZYK	PHILIP	HAYLETT	MICHAEL	WEISS	JOEY	DELABIO	CHARLES	MATTINA	SCATTER	BLANK AND VOID
			3D	4D	5D	6D	7D	8D	9D	10D	11D	12D	13D	14D													
Clarkson																											
	2	0	0	0	0	0	0	0	0	0	0	0	0	0	0	0	0	0	0	0	0	0	0	0	0	0	0
Clarkson		0	0	0	0	0	0	0	0	0	0	0	0	0	0	0	0	0	0	0	0	0	0	0	0	0	0
Hamlin																											
	1/2/3/4/5/6/7/8/9/10	84	5	5	5	6	5	6	5	5	6	5	6	5	5	5	5	5	5	3	5	5	5	5	5	0	0
Hamlin		84	5	5	5	6	5	6	5	5	6	5	6	5	5	5	5	5	5	3	5	5	5	5	5	0	0
Mendon																											
	1/2/4/8	48	2	3	2	2	2	2	2	2	2	2	2	2	2	3	2	2	3	1	2	3	2	3	3	1	1
	3/7/9	24	2	2	2	2	2	2	2	2	2	2	2	2	2	2	2	2	2	2	2	2	2	2	2	0	0
	5/6	12	1	1	1	1	1	1	1	1	1	1	1	1	0	0	0	0	0	1	0	0	0	0	0	0	0
Mendon		84	5	6	5	5	5	5	5	5	5	5	5	5	4	5	4	5	4	4	4	4	4	5	5	1	1
Rush																											
	1/2/3/4	96	8	8	8	8	8	8	8	8	8	8	8	8	8	8	8	8	8	3	8	8	8	8	8	0	0
Rush		96	8	8	8	8	8	8	8	8	8	8	8	8	8	8	8	8	8	3	8	8	8	8	8	0	0
Wheatland																											
	1/3	36	2	1	2	1	2	1	2	1	2	1	1	1	2	2	0	1	1	0	1	1	1	1	1	0	0
	2	12	0	0	0	0	0	0	0	0	0	0	0	0	0	0	0	0	0	0	0	0	0	0	0	2	10
	4/5	48	4	4	4	4	4	4	4	4	4	4	4	4	4	4	4	4	4	1	4	4	4	4	4	0	0
Wheatland		96	6	5	6	5	6	5	6	5	6	5	5	5	6	6	6	6	6	1	5	5	5	5	5	2	10
GRAND TOTAL:		360	24	24	24	24	24	24	24	24	24	24	24	23	23	24	11	22	23	11	22	23	23	23	3	11	

STATE SENATOR
62ND DISTRICT
WORKING FAMILIES PRIMARY
DETAIL

LEGISLATIVE DISTRICT OR TOWN	ELECTION DISTRICT	TOTAL VOTES	AMY HOPE WITRYOL	TIMOTHY D. MORIARTY	SCATTER	BLANK AND VOID
			1E	2E		
Ogden	1/9/19	0	0	0	0	0
	2/13	0	0	0	0	0
	3	0	0	0	0	0
	4/18	0	0	0	0	0
	5	2	2	0	0	0
	6/10	0	0	0	0	0
	7/16/20	0	0	0	0	0
	8	1	1	0	0	0
	11	0	0	0	0	0
	12	0	0	0	0	0
	14/15/17	3	3	0	0	0
Ogden		6	6	0	0	0
Sweden	1/5/6	0	0	0	0	0
	2/3/4/9/11	1	1	0	0	0
	7/8/10/12	0	0	0	0	0
Sweden		1	1	0	0	0
GRAND TOTAL:		7	7	0	0	0

JUDICIAL DELEGATE
133RD DISTRICT
INDEPENDENCE PRIMARY
(VOTE FOR 3)
DETAIL

LEGISLATIVE DISTRICT OR TOWN	ELECTION DISTRICT	TOTAL VOTES	SUSAN GIOIA	STEFANIE SOFIA	HELEN NESSER	KELLY J. CORRYN	SCATTER	BLANK AND VOID
			15F	16F	17F	18F		
Mendon								
	1/2/4/8	18	6	4	3	4	0	1
	3/7/9	6	1	2	0	0	0	3
	5/6	6	1	2	1	1	1	0
Mendon		<u>30</u>	<u>8</u>	<u>8</u>	<u>4</u>	<u>5</u>	<u>1</u>	<u>4</u>
Pittsford								
	1/2	6	1	1	2	0	0	2
	3	12	1	3	4	2	0	2
	4/12/21	18	4	5	4	4	0	1
	5/18/20/24/25/28	15	1	2	4	5	0	3
	6/9/14	15	5	5	2	1	0	2
	7/17/26	3	1	1	0	1	0	0
	8	3	0	1	1	1	0	0
	10/31/34	9	3	2	1	1	1	1
	11/15/23	3	0	0	1	0	0	2
	13/30/32	6	2	0	2	2	0	0
	16/27	0	0	0	0	0	0	0
	19/29	3	1	1	1	0	0	0
	22/33	0	0	0	0	0	0	0
Pittsford		<u>93</u>	<u>19</u>	<u>21</u>	<u>22</u>	<u>17</u>	<u>1</u>	<u>13</u>
Rush								
	1/2/3/4	15	3	3	3	5	0	1
Rush		<u>15</u>	<u>3</u>	<u>3</u>	<u>3</u>	<u>5</u>	<u>0</u>	<u>1</u>
Wheatland								
	1/3	3	1	1	1	0	0	0
	2	12	1	3	3	2	0	3
	4/5	3	1	1	0	0	0	1
Wheatland		<u>18</u>	<u>3</u>	<u>5</u>	<u>4</u>	<u>2</u>	<u>0</u>	<u>4</u>
GRAND TOTAL:		<u><u>156</u></u>	<u><u>33</u></u>	<u><u>37</u></u>	<u><u>33</u></u>	<u><u>29</u></u>	<u><u>2</u></u>	<u><u>22</u></u>

TOWN OF EAST ROCHESTER
TOWN JUSTICE
INDEPENDENCE PRIMARY

LEGISLATIVE DISTRICT OR TOWN	ELECTION DISTRICT	TOTAL VOTES	DAVID P. BONACCHI 1F	DENNIS J. GRECO 2F	SCATTER	BLANK AND VOID
East Rochester	2/1/3/4/5/6/7	23	19	4	0	0
GRAND TOTAL:		23	19	4	0	0

PRESIDENT AND VICE PRESIDENT OF THE UNITED STATES
SUMMARY

LEGISLATIVE DISTRICT OR TOWN	TOTAL VOTES	BARACK OBAMA AND JOE BIDEN	MITT ROMNEY AND PAUL RYAN	MITT ROMNEY AND PAUL RYAN	BARACK OBAMA AND JOE BIDEN	JILL STEIN AND CHERI HONKALA	PETA LINDSAY AND YARI OSORIO	GARY JOHNSON AND JAMES P. GRAY	VIRGIL GOODE AND JIM CLYMER	SCATTER	BLANK AND VOID
		DEM	REP	CON	WOR	GRN	PSL	LBT	CST		
Leg. Dist. 07	859	490	276	44	22	6	0	8	1	1	11
Leg. Dist. 16	10	5	4	0	1	0	0	0	0	0	0
Leg. Dist. 21	9,106	7,223	1,116	201	300	83	4	94	7	17	61
Leg. Dist. 22	7,214	6,626	301	47	131	24	1	9	4	4	67
Leg. Dist. 23	9,794	6,824	1,784	302	316	166	4	208	11	28	151
Leg. Dist. 24	5,909	4,241	882	131	294	143	12	115	4	30	57
Leg. Dist. 25	8,271	7,378	420	65	173	93	2	52	5	16	67
Leg. Dist. 26	5,850	3,779	1,447	295	177	37	0	45	5	15	50
Leg. Dist. 27	10,643	9,393	661	152	237	46	5	45	5	19	80
Leg. Dist. 28	6,313	5,158	720	139	166	24	2	45	4	6	49
Leg. Dist. 29	7,950	6,634	848	145	175	32	0	28	4	12	72
CITY	71,919	57,751	8,459	1,521	1,992	654	30	649	50	148	665
Brighton	18,144	11,502	4,927	593	466	188	3	224	13	38	190
Chili	14,437	6,601	5,972	1,100	328	79	4	180	30	45	98
Clarkson	2,926	1,108	1,358	280	73	17	1	44	4	11	30
East Rochester	2,697	1,533	873	125	70	16	0	40	3	9	28
Gates	12,834	6,784	4,644	769	283	74	3	123	14	40	100
Greece	45,324	21,196	18,602	3,384	1,032	187	7	399	53	122	342
Hamlin	3,827	1,387	1,869	367	86	24	1	52	2	10	29
Henrietta	16,764	9,124	5,784	1,002	368	104	6	213	22	41	100
Irondequoit	26,362	14,694	8,801	1,411	688	183	7	272	28	72	206
Mendon	5,225	2,127	2,444	396	78	36	3	83	1	13	44
Ogden	9,796	3,789	4,658	892	201	36	2	121	13	25	59
Parma	7,662	2,801	3,749	749	169	33	2	84	16	10	49
Penfield	20,323	9,482	8,573	1,305	430	97	1	219	18	57	141
Perinton	26,944	12,655	11,566	1,592	403	124	3	309	26	67	199
Pittsford	16,282	7,925	6,959	748	220	74	5	172	4	41	134
Riga	2,950	1,041	1,461	295	59	18	2	37	4	13	20

PRESIDENT AND VICE PRESIDENT OF THE UNITED STATES
SUMMARY

LEGISLATIVE DISTRICT OR TOWN	TOTAL VOTES	BARACK OBAMA AND JOE BIDEN	MITT ROMNEY AND PAUL RYAN	MITT ROMNEY AND PAUL RYAN	BARACK OBAMA AND JOE BIDEN	JILL STEIN AND CHERI HONKALA	PETA LINDSAY AND YARI OSORIO	GARY JOHNSON AND JAMES P. GRAY	VIRGIL GOODE AND JIM CLYMER	SCATTER	BLANK AND VOID
		DEM	REP	CON	WOR	GRN	PSL	LBT	CST		
Rush	2,081	870	930	163	47	10	3	32	4	4	18
Sweden	4,816	2,265	1,889	401	102	37	2	62	6	22	30
Webster	22,673	10,217	9,858	1,629	425	100	6	225	22	51	140
Wheatland	2,461	1,064	1,058	206	65	10	0	32	1	13	12
TOWNS	264,528	128,165	105,975	17,407	5,593	1,447	61	2,923	284	704	1,969
GRAND TOTAL:	336,447	185,916	114,434	18,928	7,585	2,101	91	3,572	334	852	2,634

PRESIDENT AND VICE PRESIDENT OF THE UNITED STATES
DETAIL

LEGISLATIVE DISTRICT OR TOWN	ELECTION DISTRICT	TOTAL VOTES	BARACK OBAMA AND JOE BIDEN	MITT ROMNEY AND PAUL RYAN	MITT ROMNEY AND PAUL RYAN	BARACK OBAMA AND JOE BIDEN	JILL STEIN AND CHERI HONKALA	PETA LINDSAY AND YARI OSORIO	GARY JOHNSON AND JAMES P. GRAY	VIRGIL GOODE AND JIM CLYMER	SCATTER	BLANK AND VOID
			DEM	REP	CON	WOR	GRN	PSL	LBT	CST		
Leg. Dist. 07	1	508	261	195	26	12	3	0	4	1	0	6
	2	351	229	81	18	10	3	0	4	0	1	5
Leg. Dist. 07		859	490	276	44	22	6	0	8	1	1	11
Leg. Dist. 16	1	10	5	4	0	1	0	0	0	0	0	0
Leg. Dist. 16		10	5	4	0	1	0	0	0	0	0	0
Leg. Dist. 21	1	360	245	64	12	18	6	0	11	1	2	1
	2	311	223	45	9	12	10	0	7	0	1	4
	3	217	168	29	8	8	0	0	3	1	0	0
	4	215	178	27	3	4	1	0	0	0	1	1
	5	199	146	28	9	5	2	1	4	1	2	1
	6	359	281	37	8	18	6	0	5	0	1	3
	7	544	421	79	13	17	4	0	4	2	0	4
	8	161	134	9	4	13	1	0	0	0	0	0
	9	364	264	63	11	11	4	0	9	0	0	2
	10	442	311	99	11	10	2	0	4	0	2	3
	11	426	371	37	3	9	1	0	1	0	0	4
	12	740	537	116	21	33	11	1	11	0	2	8
	13	251	182	25	5	18	8	0	11	0	1	1
	14	148	109	24	6	3	2	0	3	0	0	1
	15	444	355	52	10	19	3	0	2	0	1	2
	16	222	178	32	4	4	1	0	1	0	1	1
	17	392	319	35	7	12	8	1	4	1	1	4
	18	409	376	20	4	6	2	0	0	0	0	1
	19	234	213	12	2	4	0	1	1	0	0	1
	20	202	141	38	9	8	0	0	2	0	0	4
	21	325	282	22	2	12	2	0	0	0	1	4
	22	477	430	33	6	4	0	0	1	0	0	3

PRESIDENT AND VICE PRESIDENT OF THE UNITED STATES
DETAIL

LEGISLATIVE DISTRICT OR TOWN	ELECTION DISTRICT	TOTAL VOTES	BARACK OBAMA AND JOE BIDEN	MITT ROMNEY AND PAUL RYAN	MITT ROMNEY AND PAUL RYAN	BARACK OBAMA AND JOE BIDEN	JILL STEIN AND CHERI HONKALA	PETA LINDSAY AND YARI OSORIO	GARY JOHNSON AND JAMES P. GRAY	VIRGIL GOODE AND JIM CLYMER	SCATTER	BLANK AND VOID
			DEM	REP	CON	WOR	GRN	PSL	LBT	CST		
Leg. Dist. 21												
	23	401	343	32	9	13	0	0	2	0	0	2
	24	472	306	117	18	19	7	0	4	0	1	0
	25	381	351	12	3	12	1	0	0	1	0	1
	26	120	96	17	2	2	0	0	2	0	0	1
	27	290	263	12	2	6	1	0	2	0	0	4
Leg. Dist. 21		9,106	7,223	1,116	201	300	83	4	94	7	17	61
Leg. Dist. 22												
	1	488	437	28	3	14	1	1	1	0	0	3
	2	208	199	2	0	2	0	0	1	0	0	4
	3	308	284	13	3	6	0	0	0	0	0	2
	4	171	160	6	0	3	1	0	0	0	0	1
	5	254	237	8	0	7	0	0	0	1	0	1
	6	244	230	5	0	4	0	0	0	0	0	5
	7	197	185	3	0	5	0	0	0	0	0	4
	8	308	269	25	4	9	1	0	0	0	0	0
	9	251	239	9	1	2	0	0	0	0	0	0
	10	283	279	3	0	1	0	0	0	0	0	0
	11	306	270	12	2	8	6	0	2	1	2	3
	12	236	225	7	1	3	0	0	0	0	0	0
	13	143	136	2	0	0	0	0	0	0	0	5
	14	303	272	16	1	8	1	0	1	0	0	4
	15	430	414	6	0	6	0	0	0	0	0	4
	16	164	142	10	0	11	1	0	0	0	0	0
	17	147	140	4	2	0	0	0	0	0	0	1
	18	195	179	5	1	3	0	0	0	0	0	7
	19	238	222	7	5	1	1	0	0	0	0	2
	20	344	326	14	1	2	0	0	0	0	0	1
	21	229	211	3	0	9	1	0	1	0	0	4
	22	382	363	5	3	10	0	0	0	0	0	1

PRESIDENT AND VICE PRESIDENT OF THE UNITED STATES
DETAIL

LEGISLATIVE DISTRICT OR TOWN	ELECTION DISTRICT	TOTAL VOTES	BARACK OBAMA AND JOE BIDEN	MITT ROMNEY AND PAUL RYAN	MITT ROMNEY AND PAUL RYAN	BARACK OBAMA AND JOE BIDEN	JILL STEIN AND CHERI HONKALA	PETA LINDSAY AND YARI OSORIO	GARY JOHNSON AND JAMES P. GRAY	VIRGIL GOODE AND JIM CLYMER	SCATTER	BLANK AND VOID
			DEM	REP	CON	WOR	GRN	PSL	LBT	CST		
Leg. Dist. 22												
	23	256	252	1	1	1	0	0	0	0	0	1
	24	143	129	9	1	2	0	0	0	1	0	1
	25	437	335	64	13	5	8	0	1	1	1	9
	26/25-19	203	164	28	2	2	3	0	1	0	1	2
	27	346	327	6	3	7	0	0	1	0	0	2
Leg. Dist. 22		7,214	6,626	301	47	131	24	1	9	4	4	67
Leg. Dist. 23												
	1	185	120	36	7	7	4	0	6	0	1	4
	2	325	245	34	5	7	11	0	15	3	3	2
	3	239	166	34	6	10	10	0	5	1	2	5
	4	518	367	91	21	16	10	0	10	0	0	3
	5	217	153	36	5	5	1	0	11	1	2	3
	6	237	162	51	7	7	4	0	5	0	0	1
	7	381	269	57	9	14	9	0	13	1	1	8
	8	355	262	53	5	10	8	0	9	0	2	6
	9	248	171	59	4	5	1	0	4	0	0	4
	10	320	224	53	6	13	5	0	5	0	0	14
	11	360	237	71	6	16	11	0	9	0	0	10
	12	433	292	90	16	12	6	0	7	0	1	9
	13	339	215	88	15	5	3	0	6	0	1	6
	14	373	263	55	6	13	12	0	13	0	2	9
	15	234	178	27	9	6	3	0	6	0	1	4
	16	168	126	26	7	7	0	1	1	0	0	0
	17	488	337	86	15	20	13	1	8	0	4	4
	18	680	470	136	31	16	7	0	11	2	1	6
	19	357	254	75	10	9	2	0	2	0	1	4
	20	368	260	52	12	18	7	0	8	0	2	9
	21	311	197	72	16	12	10	0	3	0	1	0
	22	302	195	80	11	7	0	1	4	0	0	4

PRESIDENT AND VICE PRESIDENT OF THE UNITED STATES
DETAIL

LEGISLATIVE DISTRICT OR TOWN	ELECTION DISTRICT	TOTAL VOTES	BARACK OBAMA AND JOE BIDEN	MITT ROMNEY AND PAUL RYAN	MITT ROMNEY AND PAUL RYAN	BARACK OBAMA AND JOE BIDEN	JILL STEIN AND CHERI HONKALA	PETA LINDSAY AND YARI OSORIO	GARY JOHNSON AND JAMES P. GRAY	VIRGIL GOODE AND JIM CLYMER	SCATTER	BLANK AND VOID
			DEM	REP	CON	WOR	GRN	PSL	LBT	CST		
Leg. Dist. 23												
	23	216	163	25	5	6	3	0	11	1	1	1
	24	357	242	82	11	5	3	0	6	0	0	8
	25	487	325	103	18	17	6	0	9	1	0	8
	26	539	375	106	17	22	7	0	7	0	0	5
	27	265	176	55	14	8	4	1	6	0	0	1
	28/24-20/25-28	431	341	38	6	22	6	0	5	1	2	10
	29	61	39	13	2	1	0	0	3	0	0	3
Leg. Dist. 23		9,794	6,824	1,784	302	316	166	4	208	11	28	151
Leg. Dist. 24												
	1	414	305	49	9	23	11	3	3	0	3	8
	2/22	312	243	30	6	15	4	0	7	0	1	6
	3/23	322	242	44	4	19	7	0	3	0	1	2
	4	473	317	70	9	21	24	1	22	0	4	5
	5/24	361	247	80	15	9	4	1	3	1	0	1
	6	280	190	55	7	14	4	0	6	0	1	3
	7	222	147	52	7	10	2	1	3	0	0	0
	8	344	234	63	11	11	7	1	11	0	2	4
	9	239	148	59	9	10	4	0	6	0	1	2
	10	404	296	35	6	39	16	1	8	0	2	1
	11	232	182	42	1	7	0	0	0	0	0	0
	12	93	85	6	1	1	0	0	0	0	0	0
	13	386	277	36	9	29	21	0	9	1	3	1
	14/21	486	340	61	6	40	14	0	14	2	2	7
	15	392	299	47	9	12	9	3	4	0	4	5
	16	335	230	57	9	17	8	1	5	0	4	4
	17	134	96	31	2	5	0	0	0	0	0	0
	18	403	305	52	11	12	7	0	9	0	2	5
	19	77	58	13	0	0	1	0	2	0	0	3
Leg. Dist. 24		5,909	4,241	882	131	294	143	12	115	4	30	57

PRESIDENT AND VICE PRESIDENT OF THE UNITED STATES
DETAIL

LEGISLATIVE DISTRICT OR TOWN	ELECTION DISTRICT	TOTAL VOTES	BARACK OBAMA AND JOE BIDEN	MITT ROMNEY AND PAUL RYAN	MITT ROMNEY AND PAUL RYAN	BARACK OBAMA AND JOE BIDEN	JILL STEIN AND CHERI HONKALA	PETA LINDSAY AND YARI OSORIO	GARY JOHNSON AND JAMES P. GRAY	VIRGIL GOODE AND JIM CLYMER	SCATTER	BLANK AND VOID
			DEM	REP	CON	WOR	GRN	PSL	LBT	CST		
Leg. Dist. 25												
	1	454	368	51	7	10	7	0	5	0	1	5
	2	399	374	5	0	9	8	0	1	0	0	2
	3	484	442	24	4	6	1	0	3	0	0	4
	4/14	303	256	20	7	6	4	0	4	0	2	4
	5	370	357	7	1	1	1	0	0	0	0	3
	6/24	380	291	44	4	13	10	0	10	0	2	6
	7	360	349	2	0	4	2	0	0	0	1	2
	8	460	440	3	0	9	2	0	0	0	0	6
	9	230	223	0	0	5	0	0	0	0	0	2
	10	382	350	19	2	6	2	0	1	0	0	2
	11	238	236	0	1	0	0	0	0	0	0	1
	12	271	200	32	6	13	12	0	5	0	2	1
	13	521	500	3	0	12	3	0	0	1	0	2
	15	337	321	2	4	7	0	0	0	0	0	3
	16	373	339	24	2	4	0	0	1	1	0	2
	17	324	317	1	0	4	0	0	1	1	0	0
	18	418	379	18	5	8	2	0	1	0	0	5
	20/25	552	455	64	6	7	8	1	4	1	3	3
	21/28-12	467	411	28	3	15	2	0	1	1	1	5
	22	270	223	18	6	10	7	1	1	0	1	3
	23	208	170	21	0	6	3	0	5	0	1	2
	26/27	178	138	14	3	13	5	0	2	0	2	1
	29/30	292	239	20	4	5	14	0	7	0	0	3
Leg. Dist. 25		8,271	7,378	420	65	173	93	2	52	5	16	67
Leg. Dist. 26												
	1	578	307	186	37	19	5	0	10	1	0	13
	2	255	144	80	16	8	2	0	4	0	1	0
	3	163	97	52	5	3	2	0	3	0	0	1
	4	277	160	92	19	3	2	0	0	1	0	0

PRESIDENT AND VICE PRESIDENT OF THE UNITED STATES
DETAIL

LEGISLATIVE DISTRICT OR TOWN	ELECTION DISTRICT	TOTAL VOTES	BARACK OBAMA AND JOE BIDEN	MITT ROMNEY AND PAUL RYAN	MITT ROMNEY AND PAUL RYAN	BARACK OBAMA AND JOE BIDEN	JILL STEIN AND CHERI HONKALA	PETA LINDSAY AND YARI OSORIO	GARY JOHNSON AND JAMES P. GRAY	VIRGIL GOODE AND JIM CLYMER	SCATTER	BLANK AND VOID
			DEM	REP	CON	WOR	GRN	PSL	LBT	CST		
Leg. Dist. 26												
	5	276	186	62	16	8	0	0	1	0	0	3
	6	277	217	39	10	7	0	0	3	0	0	1
	7	380	279	64	16	16	1	0	2	0	1	1
	8	404	322	64	3	12	1	0	1	0	0	1
	9	402	280	79	17	14	4	0	3	0	0	5
	10	432	332	64	10	18	1	0	1	1	1	4
	11	333	222	81	17	9	0	0	3	0	0	1
	12	324	167	128	18	5	1	0	1	0	1	3
	13	368	208	113	26	9	2	0	2	0	1	7
	14	373	220	97	29	15	3	0	1	1	5	2
	15	349	256	56	15	12	4	0	2	0	3	1
	16	361	199	107	24	14	8	0	5	0	1	3
	17	298	183	83	17	5	1	0	3	1	1	4
		5,850	3,779	1,447	295	177	37	0	45	5	15	50
Leg. Dist. 26												
Leg. Dist. 27												
	1	463	398	34	16	8	1	1	3	0	0	2
	2	498	431	37	11	9	2	0	2	1	4	1
	3	352	286	34	10	11	6	0	2	0	0	3
	4	507	438	33	9	13	4	1	1	1	1	6
	5	468	429	15	5	13	1	1	2	0	1	1
	6	495	457	17	3	12	0	0	0	1	1	4
	7	452	381	40	7	13	4	1	2	0	1	3
	8	768	723	22	3	10	1	0	0	0	1	8
	9	483	445	18	4	10	3	0	1	0	0	2
	10	405	321	44	10	10	8	0	5	0	2	5
	11	515	453	38	6	6	4	0	4	0	1	3
	12	396	350	14	8	13	4	1	0	1	1	4
	13	456	426	9	3	13	1	0	1	0	0	3
	14	364	341	10	2	7	2	0	1	0	0	1

PRESIDENT AND VICE PRESIDENT OF THE UNITED STATES
DETAIL

LEGISLATIVE DISTRICT OR TOWN	ELECTION DISTRICT	TOTAL VOTES	BARACK OBAMA AND JOE BIDEN	MITT ROMNEY AND PAUL RYAN	MITT ROMNEY AND PAUL RYAN	BARACK OBAMA AND JOE BIDEN	JILL STEIN AND CHERI HONKALA	PETA LINDSAY AND YARI OSORIO	GARY JOHNSON AND JAMES P. GRAY	VIRGIL GOODE AND JIM CLYMER	SCATTER	BLANK AND VOID
			DEM	REP	CON	WOR	GRN	PSL	LBT	CST		
Leg. Dist. 27												
	15	401	367	14	3	9	0	0	1	0	1	6
	16	467	430	12	5	7	2	0	5	0	0	6
	17	513	459	37	4	5	1	0	1	0	1	5
	18	465	371	66	11	11	0	0	3	0	2	1
	19	496	455	16	5	15	0	0	3	0	1	1
	20	337	321	10	1	4	0	0	0	0	0	1
	21	239	213	13	3	5	1	0	1	0	1	2
	22	364	295	46	8	10	0	0	3	0	0	2
	23	286	270	3	0	9	1	0	1	0	0	2
	25	212	151	38	7	7	0	0	3	1	0	5
	26	241	182	41	8	7	0	0	0	0	0	3
Leg. Dist. 27		10,643	9,393	661	152	237	46	5	45	5	19	80
Leg. Dist. 28												
	1	382	312	39	13	15	0	0	3	0	0	0
	2	250	183	33	11	13	4	0	2	0	1	3
	3	231	215	12	0	3	0	0	1	0	0	0
	4	246	200	24	5	10	0	0	3	0	0	4
	5	220	155	41	8	8	0	0	4	1	0	3
	6	469	373	65	8	9	3	0	7	1	0	3
	7	596	462	96	14	12	2	1	6	0	0	3
	8	343	298	28	6	6	0	0	1	0	1	3
	9	376	276	66	11	13	4	0	4	0	0	2
	10	154	138	9	4	2	0	0	1	0	0	0
	11	301	247	33	6	5	1	0	1	0	0	8
	13	370	317	28	8	13	0	1	0	0	0	3
	14	356	302	35	7	6	1	0	2	0	0	3
	15	188	173	8	3	3	0	0	0	0	1	0
	16	295	224	45	5	12	1	0	4	1	1	2
	17	54	46	6	2	0	0	0	0	0	0	0

PRESIDENT AND VICE PRESIDENT OF THE UNITED STATES
DETAIL

LEGISLATIVE DISTRICT OR TOWN	ELECTION DISTRICT	TOTAL VOTES	BARACK OBAMA AND JOE BIDEN	MITT ROMNEY AND PAUL RYAN	MITT ROMNEY AND PAUL RYAN	BARACK OBAMA AND JOE BIDEN	JILL STEIN AND CHERI HONKALA	PETA LINDSAY AND YARI OSORIO	GARY JOHNSON AND JAMES P. GRAY	VIRGIL GOODE AND JIM CLYMER	SCATTER	BLANK AND VOID
			DEM	REP	CON	WOR	GRN	PSL	LBT	CST		
Leg. Dist. 28												
	18	320	272	31	4	6	2	0	2	0	1	2
	19	3	1	1	0	0	0	0	0	0	0	1
	20	489	393	57	12	15	4	0	3	1	1	3
	21	471	390	52	10	13	2	0	1	0	0	3
	22	199	181	11	2	2	0	0	0	0	0	3
Leg. Dist. 28		6,313	5,158	720	139	166	24	2	45	4	6	49
Leg. Dist. 29												
	1	70	61	7	0	2	0	0	0	0	0	0
	2	167	152	6	1	4	0	0	0	0	0	4
	3	12	12	0	0	0	0	0	0	0	0	0
	4	387	303	53	9	12	3	0	4	0	0	3
	5	390	317	47	14	10	0	0	2	0	0	0
	6	282	235	37	2	5	0	0	0	0	0	3
	7	253	180	46	16	4	3	0	1	0	0	3
	8	98	87	8	2	0	0	0	1	0	0	0
	9	568	457	80	11	10	2	0	4	0	1	3
	10	563	491	42	7	10	2	0	2	0	0	9
	11	345	263	64	3	11	2	0	1	0	1	0
	12	454	408	22	7	9	1	0	1	2	1	3
	13	346	323	12	2	8	0	0	0	0	0	1
	14	132	105	17	2	3	1	0	0	0	1	3
	15	380	341	19	6	9	0	0	1	0	0	4
	16	183	168	6	2	3	0	0	0	0	0	4
	17/27	233	164	52	8	7	0	0	1	0	1	0
	18	308	187	76	14	18	4	0	1	1	2	5
	19	246	209	18	2	7	3	0	3	0	0	4
	20	550	504	28	2	7	5	0	1	1	0	2
	21	392	300	54	8	13	5	0	2	0	3	7
	22	185	169	11	1	2	0	0	1	0	0	1

PRESIDENT AND VICE PRESIDENT OF THE UNITED STATES
DETAIL

LEGISLATIVE DISTRICT OR TOWN	ELECTION DISTRICT	TOTAL VOTES	BARACK OBAMA AND JOE BIDEN	MITT ROMNEY AND PAUL RYAN	MITT ROMNEY AND PAUL RYAN	BARACK OBAMA AND JOE BIDEN	JILL STEIN AND CHERI HONKALA	PETA LINDSAY AND YARI OSORIO	GARY JOHNSON AND JAMES P. GRAY	VIRGIL GOODE AND JIM CLYMER	SCATTER	BLANK AND VOID
			DEM	REP	CON	WOR	GRN	PSL	LBT	CST		
Leg. Dist. 29												
	23	283	252	24	5	0	0	0	0	0	0	2
	24	497	419	46	13	12	1	0	2	0	1	3
	25/28	406	324	63	6	6	0	0	0	0	1	6
	26	220	203	10	2	3	0	0	0	0	0	2
Leg. Dist. 29		7,950	6,634	848	145	175	32	0	28	4	12	72
CITY		71,919	57,751	8,459	1,521	1,992	654	30	649	50	148	665
Brighton												
	1	515	338	117	16	16	12	0	9	0	1	6
	2	336	191	97	19	14	7	0	5	0	3	0
	3	373	219	128	10	8	1	0	3	0	0	4
	4	421	280	102	11	13	5	0	7	0	1	2
	5	462	302	110	10	19	3	0	6	0	2	10
	6	568	357	164	17	9	5	0	11	0	0	5
	7	362	236	91	15	8	6	0	2	1	0	3
	8	446	222	193	11	4	4	0	7	0	2	3
	9	369	243	88	16	9	7	0	5	0	0	1
	10	472	314	124	14	7	3	0	8	0	1	1
	11	494	290	133	20	24	10	0	10	1	3	3
	12	539	350	136	8	14	3	0	9	0	4	15
	13	306	186	87	11	7	7	0	5	0	1	2
	14	326	226	61	9	13	3	0	6	0	1	7
	15	344	204	103	18	11	4	0	1	1	1	1
	16	296	123	154	11	0	0	0	1	0	0	7
	17	168	132	32	0	1	0	1	0	0	0	2
	18	414	295	82	9	10	7	0	5	1	0	5
	19	291	192	71	18	8	0	0	1	0	0	1
	20	345	224	84	16	4	2	0	13	0	0	2
	21	358	226	88	13	19	7	0	1	0	0	4

PRESIDENT AND VICE PRESIDENT OF THE UNITED STATES
DETAIL

LEGISLATIVE DISTRICT OR TOWN	ELECTION DISTRICT	TOTAL VOTES	BARACK OBAMA AND JOE BIDEN	MITT ROMNEY AND PAUL RYAN	MITT ROMNEY AND PAUL RYAN	BARACK OBAMA AND JOE BIDEN	JILL STEIN AND CHERI HONKALA	PETA LINDSAY AND YARI OSORIO	GARY JOHNSON AND JAMES P. GRAY	VIRGIL GOODE AND JIM CLYMER	SCATTER	BLANK AND VOID
			DEM	REP	CON	WOR	GRN	PSL	LBT	CST		
Brighton												
	22	449	261	153	18	7	3	0	4	0	0	3
	23	344	230	93	5	10	3	0	2	1	0	0
	24	479	296	139	18	12	3	0	2	0	0	9
	25	333	204	72	14	27	4	1	5	0	0	6
	26	353	207	106	13	10	2	0	4	0	1	10
	27	343	215	99	7	6	5	0	4	0	0	7
	28	529	327	151	14	20	10	0	1	0	0	6
	29	317	164	127	15	7	1	0	2	0	0	1
	30	747	511	183	21	19	4	0	1	0	1	7
	31	365	264	80	6	7	1	0	6	0	0	1
	32	478	322	118	9	10	2	1	7	0	1	8
	33	466	284	147	18	6	2	0	1	1	2	5
	34	408	237	119	21	15	6	0	3	1	3	3
	35	367	252	84	10	11	2	0	6	0	0	2
	36	293	198	57	8	8	4	0	6	3	4	5
	37	450	340	75	10	7	4	0	5	0	1	8
	38	454	277	135	13	9	4	0	10	0	2	4
	39	356	198	104	17	16	6	0	7	1	2	5
	40	641	423	172	13	9	8	0	9	1	0	6
	41	465	311	110	17	11	7	0	4	0	0	5
	42	140	78	45	8	4	2	0	3	0	0	0
	43	418	264	118	21	2	5	0	8	0	0	0
	44	177	118	39	5	5	3	0	6	0	0	1
	45	319	189	100	16	9	1	0	2	1	0	1
	46	248	182	56	4	1	0	0	1	0	1	3
Brighton		18,144	11,502	4,927	593	466	188	3	224	13	38	190
Chili												
	1	322	142	137	27	6	0	0	6	0	1	3
	2	488	166	250	42	13	1	0	8	0	0	8

PRESIDENT AND VICE PRESIDENT OF THE UNITED STATES
DETAIL

LEGISLATIVE DISTRICT OR TOWN	ELECTION DISTRICT	TOTAL VOTES	BARACK OBAMA AND JOE BIDEN	MITT ROMNEY AND PAUL RYAN	MITT ROMNEY AND PAUL RYAN	BARACK OBAMA AND JOE BIDEN	JILL STEIN AND CHERI HONKALA	PETA LINDSAY AND YARI OSORIO	GARY JOHNSON AND JAMES P. GRAY	VIRGIL GOODE AND JIM CLYMER	SCATTER	BLANK AND VOID
			DEM	REP	CON	WOR	GRN	PSL	LBT	CST		
Chili												
	3	487	227	189	41	13	7	0	8	1	0	1
	4	340	142	152	28	6	1	0	9	0	1	1
	5	411	188	184	27	3	3	1	5	0	0	0
	6	405	175	171	34	12	0	0	7	1	2	3
	7	244	122	87	18	6	3	0	5	1	2	0
	8	446	187	195	42	13	3	0	2	0	4	0
	9	417	195	172	26	12	3	0	8	0	0	1
	10	314	93	154	34	6	5	1	7	3	5	6
	11	420	203	166	22	12	4	0	7	2	1	3
	12	426	203	175	27	9	3	0	4	1	1	3
	13	628	238	311	50	15	1	0	8	0	1	4
	14	441	177	210	41	8	2	1	1	0	0	1
	15	384	152	177	31	6	4	0	4	2	0	8
	16	802	333	367	72	11	5	0	5	4	1	4
	17	941	395	424	83	21	3	0	7	0	3	5
	18	454	185	219	30	9	1	0	3	0	1	6
	19	405	204	166	17	6	4	0	2	2	2	2
	20	628	341	221	36	15	0	0	5	5	1	4
	21	299	141	119	25	6	1	0	4	0	2	1
	22	437	280	102	23	18	2	0	5	2	1	4
	23	356	154	154	29	10	2	0	2	0	2	3
	24	866	458	310	58	16	5	0	15	2	0	2
	25	357	241	77	21	9	2	0	4	1	1	1
	26	539	210	237	51	13	3	1	9	1	4	10
	27	409	202	144	41	9	2	0	4	0	1	6
	28	342	185	115	30	3	1	0	5	0	1	2
	29	291	142	121	18	5	1	0	2	0	1	1
	30	286	136	102	22	9	2	0	10	1	1	3
	31	426	217	165	19	14	2	0	5	0	3	1

PRESIDENT AND VICE PRESIDENT OF THE UNITED STATES
DETAIL

LEGISLATIVE DISTRICT OR TOWN	ELECTION DISTRICT	TOTAL VOTES	BARACK OBAMA AND JOE BIDEN	MITT ROMNEY AND PAUL RYAN	MITT ROMNEY AND PAUL RYAN	BARACK OBAMA AND JOE BIDEN	JILL STEIN AND CHERI HONKALA	PETA LINDSAY AND YARI OSORIO	GARY JOHNSON AND JAMES P. GRAY	VIRGIL GOODE AND JIM CLYMER	SCATTER	BLANK AND VOID
			DEM	REP	CON	WOR	GRN	PSL	LBT	CST		
Chili	32	426	167	199	35	14	3	0	4	1	2	1
Chili		14,437	6,601	5,972	1,100	328	79	4	180	30	45	98
Clarkson	1	571	209	284	54	8	1	0	8	1	2	4
	2	58	23	30	2	1	0	0	0	0	0	2
	3	481	187	221	41	14	5	1	7	0	1	4
	4	639	225	320	61	15	2	0	9	1	0	6
	5	808	307	354	86	24	5	0	14	1	5	12
	6	369	157	149	36	11	4	0	6	1	3	2
Clarkson		2,926	1,108	1,358	280	73	17	1	44	4	11	30
East Rochester	1	502	300	157	21	10	2	0	5	0	1	6
	2	393	215	132	18	20	2	0	2	0	3	1
	3	383	217	128	24	4	1	0	8	0	0	1
	4	370	222	112	8	12	6	0	4	0	1	5
	5	292	161	94	17	8	2	0	3	1	3	3
	6	383	230	114	18	5	1	0	9	0	1	5
	7	374	188	136	19	11	2	0	9	2	0	7
East Rochester		2,697	1,533	873	125	70	16	0	40	3	9	28
Gates	1	275	144	91	19	12	1	0	3	0	5	0
	2	351	206	110	15	11	2	0	5	1	0	1
	3	361	204	111	21	13	4	0	5	1	1	1
	4	387	214	131	32	6	3	0	0	0	1	0
	5	419	216	166	26	7	1	0	2	1	0	0
	6	429	243	138	25	9	3	0	3	0	0	8
	7	759	370	304	45	20	5	2	4	0	3	6
	8	282	150	104	15	6	3	0	1	0	0	3

PRESIDENT AND VICE PRESIDENT OF THE UNITED STATES
DETAIL

LEGISLATIVE DISTRICT OR TOWN	ELECTION DISTRICT	TOTAL VOTES	BARACK OBAMA AND JOE BIDEN	MITT ROMNEY AND PAUL RYAN	MITT ROMNEY AND PAUL RYAN	BARACK OBAMA AND JOE BIDEN	JILL STEIN AND CHERI HONKALA	PETA LINDSAY AND YARI OSORIO	GARY JOHNSON AND JAMES P. GRAY	VIRGIL GOODE AND JIM CLYMER	SCATTER	BLANK AND VOID
			DEM	REP	CON	WOR	GRN	PSL	LBT	CST		
Gates												
	9	431	235	171	9	9	1	0	4	0	0	2
	10	245	148	81	9	2	0	0	3	0	0	2
	11	272	148	93	11	8	1	0	7	0	1	3
	12	246	137	74	14	8	4	0	3	0	6	0
	13	402	229	131	26	7	0	0	4	1	2	2
	14	313	172	103	16	13	3	0	4	0	0	2
	15	600	296	235	38	10	2	0	4	0	1	14
	16	309	172	109	19	4	1	0	0	0	2	2
	17	419	247	127	21	12	0	0	6	1	1	4
	18	463	219	183	44	8	3	0	2	1	1	2
	19	363	160	162	24	8	1	0	3	0	1	4
	20	364	188	130	22	7	1	0	13	1	0	2
	21	351	187	129	18	8	3	0	2	1	1	2
	22	323	149	125	32	7	1	0	4	0	2	3
	23	347	161	133	33	6	5	0	3	0	2	4
	24	446	227	180	20	5	4	0	5	1	1	3
	25	336	197	109	15	7	5	0	0	0	1	2
	26	443	210	183	30	10	1	0	7	1	1	0
	27	476	281	156	23	5	3	1	3	0	1	3
	28	291	145	123	7	8	0	0	2	1	1	4
	29	369	200	110	33	10	6	0	2	0	2	6
	30	253	152	76	15	3	0	0	4	0	0	3
	31	294	135	128	18	5	1	0	4	0	1	2
	32	417	216	151	29	11	2	0	5	0	1	2
	33	190	127	44	7	4	1	0	3	1	1	2
	34	340	163	135	23	9	3	0	3	2	0	2
	35	268	136	108	15	5	0	0	0	0	0	4
Gates		12,834	6,784	4,644	769	283	74	3	123	14	40	100

PRESIDENT AND VICE PRESIDENT OF THE UNITED STATES
DETAIL

LEGISLATIVE DISTRICT OR TOWN	ELECTION DISTRICT	TOTAL VOTES	BARACK OBAMA AND JOE BIDEN	MITT ROMNEY AND PAUL RYAN	MITT ROMNEY AND PAUL RYAN	BARACK OBAMA AND JOE BIDEN	JILL STEIN AND CHERI HONKALA	PETA LINDSAY AND YARI OSORIO	GARY JOHNSON AND JAMES P. GRAY	VIRGIL GOODE AND JIM CLYMER	SCATTER	BLANK AND VOID
			DEM	REP	CON	WOR	GRN	PSL	LBT	CST		
Greece												
	1	356	167	137	27	16	1	0	1	0	0	7
	2	419	140	206	50	6	5	0	2	0	3	7
	3	370	155	158	35	7	5	0	7	0	0	3
	4	313	147	118	27	8	2	0	7	0	1	3
	5	305	165	103	15	10	2	0	3	0	1	6
	6	314	156	116	22	13	1	0	1	0	2	3
	7	420	223	141	31	13	9	0	0	0	0	3
	8	390	199	139	29	10	0	0	5	1	3	4
	9	368	186	127	34	12	2	0	2	1	1	3
	10	333	183	98	25	20	1	0	2	1	1	2
	11	191	110	52	10	10	2	0	3	1	0	3
	12	248	138	83	14	9	2	0	1	0	0	1
	13	325	172	109	32	8	1	0	1	1	0	1
	14	316	164	114	20	10	1	0	2	0	1	4
	15	350	149	157	25	9	1	0	0	1	2	6
	16	281	117	127	19	14	0	0	1	0	2	1
	17	496	192	241	44	3	1	0	3	0	3	9
	18	440	208	182	29	11	1	0	5	1	1	2
	19	354	178	113	31	15	1	0	6	1	3	6
	20	363	190	117	30	8	3	0	6	3	2	4
	21	354	161	139	28	10	4	0	3	2	1	6
	22	309	146	127	20	7	1	1	2	1	0	4
	23	539	301	191	25	10	3	0	3	1	0	5
	24	535	172	293	54	5	1	0	2	1	0	7
	25	413	221	129	30	15	1	0	11	0	2	4
	26	303	145	110	26	8	3	0	2	1	1	7
	27	592	306	218	47	14	1	0	1	1	2	2
	28	514	216	228	35	15	3	0	9	0	2	6
	29	398	192	153	40	6	1	1	2	0	0	3

PRESIDENT AND VICE PRESIDENT OF THE UNITED STATES
DETAIL

LEGISLATIVE DISTRICT OR TOWN	ELECTION DISTRICT	TOTAL VOTES	BARACK OBAMA AND JOE BIDEN	MITT ROMNEY AND PAUL RYAN	MITT ROMNEY AND PAUL RYAN	BARACK OBAMA AND JOE BIDEN	JILL STEIN AND CHERI HONKALA	PETA LINDSAY AND YARI OSORIO	GARY JOHNSON AND JAMES P. GRAY	VIRGIL GOODE AND JIM CLYMER	SCATTER	BLANK AND VOID
			DEM	REP	CON	WOR	GRN	PSL	LBT	CST		
Greece												
	30	269	141	95	23	7	1	0	2	0	0	0
	31	289	146	107	19	8	3	0	4	0	1	1
	32	406	231	124	29	11	3	0	2	1	2	3
	33	504	197	240	46	13	0	1	4	0	2	1
	34	388	156	173	40	13	1	0	3	1	0	1
	35	403	176	175	36	6	1	0	3	1	0	5
	36	512	257	196	33	11	3	0	4	3	0	5
	37	280	108	125	34	3	0	0	3	2	2	3
	38	518	241	228	27	14	4	0	1	0	2	1
	39	292	132	119	29	3	0	0	5	0	2	2
	40	349	189	118	19	12	1	0	4	1	2	3
	41	433	221	167	24	12	2	0	5	1	1	0
	42	386	228	111	28	9	1	0	3	0	0	6
	43	398	137	189	56	6	2	0	5	0	1	2
	44	559	229	266	40	9	1	0	8	1	2	3
	45	610	214	320	47	13	3	0	6	1	1	5
	46	295	159	94	20	12	0	0	7	0	0	3
	47	407	187	162	39	11	0	1	1	2	1	3
	48	291	132	122	21	10	3	0	1	0	0	2
	49	292	134	125	22	8	0	0	1	0	1	1
	50	378	194	139	30	12	1	0	2	0	0	0
	51	275	116	129	16	5	3	0	3	2	0	1
	52	516	242	201	44	15	4	0	3	0	2	5
	53	476	319	111	25	15	1	0	3	0	0	2
	54	459	200	194	35	16	1	0	3	1	4	5
	55	327	143	144	33	3	0	0	1	0	0	3
	56	489	236	196	33	14	3	0	2	0	2	3
	57	387	185	157	27	6	2	0	6	1	0	3
	58	525	255	214	38	7	4	0	1	2	0	4

PRESIDENT AND VICE PRESIDENT OF THE UNITED STATES
DETAIL

LEGISLATIVE DISTRICT OR TOWN	ELECTION DISTRICT	TOTAL VOTES	BARACK OBAMA AND JOE BIDEN	MITT ROMNEY AND PAUL RYAN	MITT ROMNEY AND PAUL RYAN	BARACK OBAMA AND JOE BIDEN	JILL STEIN AND CHERI HONKALA	PETA LINDSAY AND YARI OSORIO	GARY JOHNSON AND JAMES P. GRAY	VIRGIL GOODE AND JIM CLYMER	SCATTER	BLANK AND VOID
			DEM	REP	CON	WOR	GRN	PSL	LBT	CST		
Greece												
	59	395	286	73	16	10	1	0	4	1	0	4
	60	343	177	126	14	17	2	0	4	1	0	2
	61	429	244	134	26	14	3	0	5	0	2	1
	62	506	263	201	25	9	1	0	3	0	2	2
	63	448	227	161	34	12	4	0	3	2	2	3
	64	338	153	163	12	3	0	0	3	2	1	1
	65	361	166	171	14	4	2	0	1	0	0	3
	66	221	121	77	14	5	0	0	1	0	2	1
	67	351	145	154	30	9	1	0	5	1	0	6
	68	496	211	207	43	18	1	0	12	0	1	3
	69	279	115	133	22	4	0	0	3	0	0	2
	70	912	349	467	64	12	5	0	9	0	2	4
	71	477	211	219	31	4	1	0	7	0	1	3
	72	498	201	225	59	8	3	0	0	0	0	2
	73	269	135	96	24	6	2	0	2	0	0	4
	74	396	249	111	18	5	2	0	6	0	2	3
	75	325	153	136	20	9	2	0	3	0	2	0
	76	297	108	158	20	6	1	0	2	0	1	1
	77	464	233	175	35	8	1	0	2	1	0	9
	78	294	120	140	12	16	3	0	1	0	2	0
	79	670	295	300	56	13	1	0	2	0	1	2
	80	510	230	232	40	4	1	0	2	0	0	1
	81	264	114	126	12	6	1	0	3	0	0	2
	82	405	258	113	14	6	4	0	7	0	0	3
	83	286	151	105	15	4	2	0	4	0	4	1
	84	464	239	166	41	9	2	0	1	0	4	2
	85	514	229	220	41	7	1	1	5	0	1	9
	86	562	223	285	42	4	0	0	5	0	1	2
	87	374	163	162	24	5	0	0	9	1	3	7

PRESIDENT AND VICE PRESIDENT OF THE UNITED STATES
DETAIL

LEGISLATIVE DISTRICT OR TOWN	ELECTION DISTRICT	TOTAL VOTES	BARACK OBAMA AND JOE BIDEN	MITT ROMNEY AND PAUL RYAN	MITT ROMNEY AND PAUL RYAN	BARACK OBAMA AND JOE BIDEN	JILL STEIN AND CHERI HONKALA	PETA LINDSAY AND YARI OSORIO	GARY JOHNSON AND JAMES P. GRAY	VIRGIL GOODE AND JIM CLYMER	SCATTER	BLANK AND VOID
			DEM	REP	CON	WOR	GRN	PSL	LBT	CST		
Greece												
	88	389	168	175	27	10	2	0	3	0	2	2
	89	351	166	149	22	7	1	0	3	1	0	2
	90	498	206	223	45	11	2	0	7	0	0	4
	91	738	288	374	57	8	6	0	2	0	0	3
	92	597	323	219	40	9	0	0	2	2	0	2
	93	579	304	207	44	14	1	1	3	1	2	2
	94	411	176	181	30	13	1	0	4	0	3	3
	95	311	167	107	19	8	2	0	2	0	1	5
	96	525	249	222	31	6	3	0	9	0	1	4
	97	676	259	341	50	5	1	0	9	0	0	11
	98	625	295	257	46	17	2	1	5	0	0	2
	99	471	186	232	38	11	0	0	1	1	1	1
	100	617	265	283	50	9	0	0	8	0	1	1
	101	312	134	130	35	3	1	0	6	0	1	2
	102	654	308	264	42	23	3	0	8	0	4	2
	103	490	200	211	58	4	3	0	8	0	4	2
	104	480	227	200	35	11	1	0	2	0	2	2
	105	309	132	151	18	5	0	0	2	0	0	1
	106	383	166	176	29	9	1	0	1	0	0	1
	107	299	121	144	21	9	1	0	2	0	0	1
	108	274	124	123	16	6	0	0	1	1	0	3
	109	565	259	230	46	11	2	0	8	0	4	5
		45,324	21,196	18,602	3,384	1,032	187	7	399	53	122	342
Greece Hamlin												
	1	388	171	163	35	5	4	0	6	0	1	3
	2	458	135	254	48	9	3	0	3	1	3	2
	3	429	139	217	44	12	2	0	13	0	0	2
	4	299	107	143	36	3	2	0	5	0	1	2
	5	382	148	167	46	7	2	0	7	0	1	4

PRESIDENT AND VICE PRESIDENT OF THE UNITED STATES
DETAIL

LEGISLATIVE DISTRICT OR TOWN	ELECTION DISTRICT	TOTAL VOTES	BARACK OBAMA AND JOE BIDEN	MITT ROMNEY AND PAUL RYAN	MITT ROMNEY AND PAUL RYAN	BARACK OBAMA AND JOE BIDEN	JILL STEIN AND CHERI HONKALA	PETA LINDSAY AND YARI OSORIO	GARY JOHNSON AND JAMES P. GRAY	VIRGIL GOODE AND JIM CLYMER	SCATTER	BLANK AND VOID
			DEM	REP	CON	WOR	GRN	PSL	LBT	CST		
Hamlin	6	305	127	138	25	10	0	0	3	0	2	0
	7	545	190	279	45	13	4	0	6	1	1	6
	8	294	130	125	24	7	1	0	5	0	0	2
	9	251	85	128	26	5	2	0	2	0	1	2
	10	476	155	255	38	15	4	1	2	0	0	6
Hamlin		3,827	1,387	1,869	367	86	24	1	52	2	10	29
Henrietta	1	540	260	220	38	8	3	1	8	0	1	1
	2	402	202	151	23	14	3	0	4	2	1	2
	3	289	186	58	11	11	11	0	9	2	1	0
	4	479	307	132	19	7	6	0	3	0	1	4
	5	421	218	148	28	14	4	0	4	2	1	2
	6	389	198	145	28	7	1	1	6	0	2	1
	7	365	194	123	28	3	2	0	6	0	0	9
	8	416	227	144	16	14	4	0	7	0	0	4
	9	385	237	102	23	8	3	0	8	0	0	4
	10	431	218	161	33	10	1	0	5	1	0	2
	11	387	252	102	16	8	0	0	3	1	1	4
	12	375	181	141	30	1	5	0	9	1	3	4
	13	606	331	204	39	15	3	1	8	0	1	4
	14	373	215	124	15	11	1	0	4	0	1	2
	15	486	273	149	27	16	4	0	9	0	3	5
	16	332	195	99	20	12	0	0	3	0	1	2
	17	468	247	161	31	17	4	0	5	0	2	1
	18	472	263	159	26	9	4	0	7	1	2	1
	19	395	199	163	17	6	0	0	6	1	2	1
	20	582	281	230	47	10	3	0	6	2	0	3
	21	319	179	105	18	11	2	0	1	0	1	2
	22	610	328	229	31	11	2	0	5	0	1	3

PRESIDENT AND VICE PRESIDENT OF THE UNITED STATES
DETAIL

LEGISLATIVE DISTRICT OR TOWN	ELECTION DISTRICT	TOTAL VOTES	BARACK OBAMA AND JOE BIDEN	MITT ROMNEY AND PAUL RYAN	MITT ROMNEY AND PAUL RYAN	BARACK OBAMA AND JOE BIDEN	JILL STEIN AND CHERI HONKALA	PETA LINDSAY AND YARI OSORIO	GARY JOHNSON AND JAMES P. GRAY	VIRGIL GOODE AND JIM CLYMER	SCATTER	BLANK AND VOID
			DEM	REP	CON	WOR	GRN	PSL	LBT	CST		
Henrietta												
	23	372	211	117	20	8	2	0	8	3	1	2
	24	459	275	130	27	8	7	0	7	0	3	2
	25	387	195	152	24	9	0	1	1	1	1	3
	26	788	395	315	53	13	2	0	3	0	5	2
	27	659	319	271	37	12	5	1	7	0	1	6
	28	505	232	203	39	10	5	0	9	0	0	7
	29	1,095	641	350	68	17	5	1	11	1	0	1
	30	960	560	286	57	33	5	0	11	2	2	4
	31	289	188	74	15	6	0	0	4	0	0	2
	32	523	271	209	30	4	3	0	4	0	0	2
	33	338	188	113	18	9	2	0	7	0	1	0
	34	284	164	85	15	6	1	0	8	1	1	3
	35	583	294	229	35	10	1	0	7	1	1	5
		16,764	9,124	5,784	1,002	368	104	6	213	22	41	100
Henrietta												
Irondequoit												
	1	604	361	189	28	15	3	0	6	0	0	2
	2	300	156	113	18	9	0	0	1	0	0	3
	3	511	310	146	26	19	4	0	5	0	1	0
	4	366	185	134	24	11	4	0	5	0	1	2
	5	392	242	107	20	7	7	1	5	0	0	3
	6	595	337	195	24	17	4	1	9	1	2	5
	7	539	280	197	36	10	1	1	5	1	2	6
	8	394	190	155	26	4	4	0	6	1	1	7
	9	407	205	153	27	14	1	0	3	0	0	4
	10	410	203	160	24	10	1	0	7	1	0	4
	11	255	140	91	14	3	4	0	0	0	1	2
	12	346	215	92	15	13	1	0	6	1	0	3
	13	535	315	162	30	14	6	0	1	3	1	3
	14	477	249	160	29	17	4	1	9	1	1	6

PRESIDENT AND VICE PRESIDENT OF THE UNITED STATES
DETAIL

LEGISLATIVE DISTRICT OR TOWN	ELECTION DISTRICT	TOTAL VOTES	BARACK OBAMA AND JOE BIDEN	MITT ROMNEY AND PAUL RYAN	MITT ROMNEY AND PAUL RYAN	BARACK OBAMA AND JOE BIDEN	JILL STEIN AND CHERI HONKALA	PETA LINDSAY AND YARI OSORIO	GARY JOHNSON AND JAMES P. GRAY	VIRGIL GOODE AND JIM CLYMER	SCATTER	BLANK AND VOID
			DEM	REP	CON	WOR	GRN	PSL	LBT	CST		
Irondequoit	15	504	241	198	38	9	7	0	3	1	1	6
	16	692	377	230	53	9	5	0	12	1	2	3
	17	258	144	86	11	8	0	0	3	2	0	4
	18	427	242	153	16	6	1	0	4	0	2	3
	19	495	348	97	18	18	3	0	3	1	1	6
	20	352	164	150	15	9	6	0	6	1	0	1
	21	396	222	127	25	10	5	0	4	0	1	2
	22	445	253	127	31	15	2	0	8	2	2	5
	23	383	227	114	17	12	1	0	5	1	2	4
	24	367	195	116	27	14	2	1	8	0	0	4
	25	420	233	138	23	11	6	0	4	0	1	4
	26	340	237	79	10	5	1	0	3	0	2	3
	27	249	115	103	18	6	2	0	4	0	0	1
	28	381	184	149	23	13	1	0	3	0	1	7
	29	345	207	103	17	7	2	0	6	0	0	3
	30	366	200	136	14	9	5	0	0	0	2	0
	31	518	314	146	23	20	4	0	4	2	1	4
	32	398	230	124	20	8	3	0	8	2	2	1
	33	307	162	102	19	9	7	0	6	0	1	1
	34	590	270	267	27	13	2	0	5	0	3	3
	35	297	180	82	12	12	3	0	4	0	2	2
	36	329	234	65	5	16	2	0	2	0	0	5
	37	325	152	141	10	12	3	0	2	0	2	3
	38	292	197	73	12	7	0	0	1	0	0	2
	39	132	65	55	7	2	0	0	0	0	1	2
	40	258	130	95	13	10	1	0	3	1	1	4
	41	405	246	117	19	16	2	0	2	1	1	1
	42	424	186	191	20	15	2	0	3	0	1	6
	43	347	189	110	23	9	3	0	10	0	2	1

PRESIDENT AND VICE PRESIDENT OF THE UNITED STATES
DETAIL

LEGISLATIVE DISTRICT OR TOWN	ELECTION DISTRICT	TOTAL VOTES	BARACK OBAMA AND JOE BIDEN	MITT ROMNEY AND PAUL RYAN	MITT ROMNEY AND PAUL RYAN	BARACK OBAMA AND JOE BIDEN	JILL STEIN AND CHERI HONKALA	PETA LINDSAY AND YARI OSORIO	GARY JOHNSON AND JAMES P. GRAY	VIRGIL GOODE AND JIM CLYMER	SCATTER	BLANK AND VOID
			DEM	REP	CON	WOR	GRN	PSL	LBT	CST		
Irondequoit												
	44	690	345	273	37	16	5	0	7	0	3	4
	45	316	174	115	10	6	4	0	2	0	2	3
	46	395	196	150	25	14	4	0	2	0	0	4
	47	153	87	55	8	0	1	0	0	0	0	2
	48	359	183	134	24	11	2	1	1	0	0	3
	49	352	171	138	19	18	1	0	3	0	2	0
	50	311	200	88	13	5	1	0	0	0	2	2
	51	488	266	162	33	11	4	0	6	2	1	3
	52	482	286	138	23	18	3	0	10	0	1	3
	53	347	203	114	11	14	1	0	3	0	0	1
	54	122	75	34	5	2	1	0	1	0	3	1
	55	439	264	121	29	9	2	1	3	0	3	7
	56	339	179	130	16	5	4	0	1	0	0	4
	57	545	294	193	37	11	3	0	4	1	0	2
	58	445	254	141	25	11	5	0	3	0	1	5
	59	366	190	120	32	10	0	0	10	0	1	3
	60	427	222	149	30	8	9	0	4	0	1	4
	61	493	272	167	28	6	3	0	9	0	3	5
	62	422	215	162	29	11	0	0	4	0	0	1
	63	303	168	104	20	8	1	0	0	0	0	2
	64	217	171	37	5	2	0	0	0	0	0	2
	65	269	180	75	7	2	0	0	1	0	3	1
	66	237	194	35	4	0	1	0	1	0	0	2
	67	308	160	114	18	11	1	0	2	1	1	0
	68	364	213	124	16	6	2	0	1	0	1	1
		26,362	14,694	8,801	1,411	688	183	7	272	28	72	206
Irondequoit												
Mendon												
	1	743	304	351	60	10	3	0	9	0	2	4
	2	594	292	226	35	12	8	0	10	1	3	7

PRESIDENT AND VICE PRESIDENT OF THE UNITED STATES
DETAIL

LEGISLATIVE DISTRICT OR TOWN	ELECTION DISTRICT	TOTAL VOTES	BARACK OBAMA AND JOE BIDEN	MITT ROMNEY AND PAUL RYAN	MITT ROMNEY AND PAUL RYAN	BARACK OBAMA AND JOE BIDEN	JILL STEIN AND CHERI HONKALA	PETA LINDSAY AND YARI OSORIO	GARY JOHNSON AND JAMES P. GRAY	VIRGIL GOODE AND JIM CLYMER	SCATTER	BLANK AND VOID
			DEM	REP	CON	WOR	GRN	PSL	LBT	CST		
Mendon	3	669	252	340	57	1	4	0	8	0	2	5
	4	517	260	193	32	7	6	0	11	0	2	6
	5	640	225	324	60	12	1	0	14	0	0	4
	6	608	231	296	48	14	4	0	8	0	2	5
	7	667	231	364	45	3	4	0	11	0	1	8
	8	268	120	110	21	8	5	2	2	0	0	0
	9	519	212	240	38	11	1	1	10	0	1	5
		5,225	2,127	2,444	396	78	36	3	83	1	13	44
Mendon												
Ogden	1	430	195	184	32	14	1	0	3	1	0	0
	2	488	197	219	45	11	2	1	8	0	1	4
	3	659	229	341	55	6	3	0	11	3	4	7
	4	461	175	215	49	9	2	0	7	0	3	1
	5	442	171	208	44	8	2	0	4	0	0	5
	6	585	259	265	38	11	0	0	3	3	3	3
	7	295	107	134	33	9	2	0	7	0	0	3
	8	540	214	274	31	11	2	0	5	0	1	2
	9	444	187	188	42	17	3	0	5	0	0	2
	10	439	180	198	40	7	2	0	8	0	3	1
	11	433	163	195	59	6	2	0	7	0	0	1
	12	589	213	297	49	14	3	0	5	1	1	6
	13	449	175	203	40	14	1	0	9	1	2	4
	14	461	171	230	42	8	1	0	8	0	0	1
	15	601	229	297	54	10	1	0	6	1	1	2
	16	317	87	187	27	7	1	0	3	1	1	3
	17	427	181	194	38	7	0	0	2	0	1	4
	18	616	245	291	47	15	3	1	7	2	1	4
	19	574	221	274	59	7	4	0	7	0	0	2

PRESIDENT AND VICE PRESIDENT OF THE UNITED STATES
DETAIL

LEGISLATIVE DISTRICT OR TOWN	ELECTION DISTRICT	TOTAL VOTES	BARACK OBAMA AND JOE BIDEN	MITT ROMNEY AND PAUL RYAN	MITT ROMNEY AND PAUL RYAN	BARACK OBAMA AND JOE BIDEN	JILL STEIN AND CHERI HONKALA	PETA LINDSAY AND YARI OSORIO	GARY JOHNSON AND JAMES P. GRAY	VIRGIL GOODE AND JIM CLYMER	SCATTER	BLANK AND VOID
			DEM	REP	CON	WOR	GRN	PSL	LBT	CST		
Ogden	20	546	190	264	68	10	1	0	6	0	3	4
Ogden Parma		9,796	3,789	4,658	892	201	36	2	121	13	25	59
	1	526	176	269	61	6	1	0	3	3	1	6
	2	623	249	288	55	16	1	1	7	0	2	4
	3	459	171	228	34	9	3	0	6	1	0	7
	4	474	142	256	60	9	2	0	5	0	0	0
	5	334	116	168	35	9	2	0	3	1	0	0
	6	219	61	122	26	2	1	0	4	1	0	2
	7	477	164	238	49	15	2	1	3	1	1	3
	8	620	246	299	55	8	3	0	2	0	0	7
	9	527	169	286	44	8	2	0	9	2	0	7
	10	494	154	249	69	12	1	0	7	0	0	2
	11	545	206	251	60	11	6	0	7	3	0	1
	12	555	263	221	39	17	2	0	7	1	1	4
	13	840	319	416	74	12	3	0	11	1	3	1
	14	428	175	191	35	17	1	0	4	2	0	3
	15	541	190	267	53	18	3	0	6	0	2	2
Parma Penfield		7,662	2,801	3,749	749	169	33	2	84	16	10	49
	1	215	108	74	25	3	2	0	2	0	0	1
	2	458	215	193	22	17	1	0	5	0	2	3
	3	353	129	168	34	12	3	0	5	1	0	1
	4	543	176	272	69	11	2	1	7	0	0	5
	5	458	228	179	26	13	2	0	6	0	1	3
	6	408	158	208	26	6	4	0	3	1	1	1
	7	455	222	180	38	10	0	0	3	0	0	2
	8	394	231	124	16	7	3	0	5	4	1	3
	9	556	321	191	25	7	4	0	1	0	1	6

PRESIDENT AND VICE PRESIDENT OF THE UNITED STATES
DETAIL

LEGISLATIVE DISTRICT OR TOWN	ELECTION DISTRICT	TOTAL VOTES	BARACK OBAMA AND JOE BIDEN	MITT ROMNEY AND PAUL RYAN	MITT ROMNEY AND PAUL RYAN	BARACK OBAMA AND JOE BIDEN	JILL STEIN AND CHERI HONKALA	PETA LINDSAY AND YARI OSORIO	GARY JOHNSON AND JAMES P. GRAY	VIRGIL GOODE AND JIM CLYMER	SCATTER	BLANK AND VOID
			DEM	REP	CON	WOR	GRN	PSL	LBT	CST		
Penfield	10	390	205	138	27	8	3	0	3	0	4	2
	11	310	148	133	12	12	1	0	2	0	1	1
	12	473	229	186	36	10	3	0	4	1	2	2
	13	533	269	195	44	14	3	0	1	0	1	6
	14	591	221	295	51	12	4	0	5	0	1	2
	15	688	309	315	38	6	4	0	7	0	2	7
	16	246	130	87	7	10	0	0	7	0	1	4
	17	478	233	188	28	14	3	0	7	1	1	3
	18	330	154	136	23	8	2	0	5	0	0	2
	19	662	310	286	41	9	3	0	7	0	2	4
	20	569	260	230	46	14	1	0	8	0	3	7
	21	551	307	178	39	12	1	0	9	0	1	4
	22	468	262	157	23	12	2	0	7	0	4	1
	23	653	304	284	37	13	2	0	5	0	4	4
	24	629	261	287	42	12	4	0	14	0	5	4
	25	396	161	194	29	4	1	0	2	0	1	4
	26	322	159	131	14	4	1	0	7	1	0	5
	27	497	247	200	28	8	3	0	4	1	4	2
	28	432	227	154	25	10	4	0	8	0	1	3
	29	627	346	212	30	17	3	0	9	1	3	6
	30	831	354	387	57	12	4	0	8	2	0	7
	31	297	161	103	12	15	1	0	3	0	0	2
	32	330	196	111	11	6	0	0	2	0	2	2
	33	446	206	174	38	15	7	0	2	0	1	3
	34	468	211	216	27	10	0	0	1	0	0	3
	35	660	312	279	42	12	4	0	10	0	1	0
	36	481	229	208	28	9	0	0	6	1	0	0
	37	822	318	414	58	14	1	0	8	2	0	7
	38	333	145	155	23	3	2	0	0	1	0	4

PRESIDENT AND VICE PRESIDENT OF THE UNITED STATES
DETAIL

LEGISLATIVE DISTRICT OR TOWN	ELECTION DISTRICT	TOTAL VOTES	BARACK OBAMA AND JOE BIDEN	MITT ROMNEY AND PAUL RYAN	MITT ROMNEY AND PAUL RYAN	BARACK OBAMA AND JOE BIDEN	JILL STEIN AND CHERI HONKALA	PETA LINDSAY AND YARI OSORIO	GARY JOHNSON AND JAMES P. GRAY	VIRGIL GOODE AND JIM CLYMER	SCATTER	BLANK AND VOID
			DEM	REP	CON	WOR	GRN	PSL	LBT	CST		
Penfield												
	39	375	153	176	31	10	1	0	2	0	2	0
	40	655	286	309	26	12	6	0	8	1	0	7
	41	535	213	266	33	10	1	0	5	0	4	3
	42	405	168	200	18	7	1	0	6	0	0	5
		20,323	9,482	8,573	1,305	430	97	1	219	18	57	141
Penfield												
Perinton												
	1	684	303	319	44	7	2	0	5	3	1	0
	2	573	274	249	31	3	2	0	7	0	2	5
	3	409	194	187	10	4	3	0	8	0	0	3
	4	409	227	137	20	10	0	0	8	0	3	4
	5	276	139	109	10	10	3	0	3	1	0	1
	6	406	222	138	23	10	3	0	7	1	0	2
	7	531	270	206	34	9	4	0	5	0	1	2
	8	473	217	192	36	8	3	0	8	1	2	6
	9	633	279	286	43	8	6	0	5	2	0	4
	10	535	276	203	38	8	2	0	3	1	2	2
	11	347	170	134	26	11	1	0	3	0	2	0
	12	440	223	174	28	6	0	0	3	1	0	5
	13	401	153	214	22	4	1	0	3	0	1	3
	14	459	225	180	28	10	3	0	7	0	3	3
	15	480	238	198	26	6	0	0	3	0	4	5
	16	367	190	145	17	2	1	0	5	3	0	4
	17	476	243	173	29	10	5	0	12	0	1	3
	18	473	226	197	29	6	2	0	4	1	3	5
	19	449	204	198	31	5	1	0	6	2	0	2
	20	458	210	199	34	6	1	0	2	1	0	5
	21	550	279	211	31	16	2	0	5	1	1	4
	22	336	164	135	24	8	0	0	3	0	1	1
	23	663	313	286	32	10	3	0	9	0	4	6

PRESIDENT AND VICE PRESIDENT OF THE UNITED STATES
DETAIL

LEGISLATIVE DISTRICT OR TOWN	ELECTION DISTRICT	TOTAL VOTES	BARACK OBAMA AND JOE BIDEN	MITT ROMNEY AND PAUL RYAN	MITT ROMNEY AND PAUL RYAN	BARACK OBAMA AND JOE BIDEN	JILL STEIN AND CHERI HONKALA	PETA LINDSAY AND YARI OSORIO	GARY JOHNSON AND JAMES P. GRAY	VIRGIL GOODE AND JIM CLYMER	SCATTER	BLANK AND VOID
			DEM	REP	CON	WOR	GRN	PSL	LBT	CST		
Perinton	24	778	352	365	40	8	0	0	3	0	3	7
	25	371	226	106	14	13	5	0	5	0	0	2
	26	523	244	226	27	10	1	0	8	0	1	6
	27	363	162	162	24	6	4	0	1	0	1	3
	28	386	168	170	32	7	1	0	7	0	0	1
	29	286	147	107	17	7	1	0	4	0	0	3
	30	480	221	210	31	5	4	0	4	0	1	4
	31	552	244	254	32	8	2	2	6	1	0	3
	32	444	248	160	18	2	2	0	5	0	2	7
	33	501	223	214	35	11	3	0	9	1	3	2
	34	569	239	278	30	6	3	0	6	1	0	6
	35	400	203	161	22	6	0	0	7	0	0	1
	36	337	181	120	19	2	4	0	8	0	1	2
	37	496	258	178	37	6	6	0	4	1	1	5
	38	587	296	221	31	15	3	0	9	2	1	9
	39	571	266	235	48	10	2	0	6	0	1	3
	40	360	153	161	22	8	1	0	6	0	0	9
	41	333	165	125	24	6	1	0	4	1	2	5
	42	503	273	186	22	8	0	0	7	0	6	1
	43	822	362	382	44	11	3	0	10	1	4	5
	44	415	184	191	25	2	4	1	4	0	0	4
	45	709	325	319	37	13	1	0	11	0	1	2
	46	290	154	100	26	4	3	0	2	0	0	1
	47	544	222	265	34	7	1	0	10	0	1	4
	48	381	197	152	20	3	3	0	3	0	0	3
	49	410	169	199	29	4	1	0	5	0	1	2
	50	228	167	37	7	6	2	0	2	0	4	3
	51	589	187	355	36	4	1	0	4	0	0	2
	52	500	219	236	30	5	1	0	6	0	0	3

PRESIDENT AND VICE PRESIDENT OF THE UNITED STATES
DETAIL

LEGISLATIVE DISTRICT OR TOWN	ELECTION DISTRICT	TOTAL VOTES	BARACK OBAMA AND JOE BIDEN	MITT ROMNEY AND PAUL RYAN	MITT ROMNEY AND PAUL RYAN	BARACK OBAMA AND JOE BIDEN	JILL STEIN AND CHERI HONKALA	PETA LINDSAY AND YARI OSORIO	GARY JOHNSON AND JAMES P. GRAY	VIRGIL GOODE AND JIM CLYMER	SCATTER	BLANK AND VOID
			DEM	REP	CON	WOR	GRN	PSL	LBT	CST		
Perinton	53	405	178	183	28	7	7	0	0	0	0	2
	54	834	316	442	44	9	3	0	12	0	1	7
	55	463	193	242	22	3	0	0	1	0	0	2
	56	686	274	354	39	4	3	0	6	0	1	5
Perinton		26,944	12,655	11,566	1,592	403	124	3	309	26	67	199
Pittsford	1	371	199	134	18	6	4	0	6	0	2	2
	2	410	235	133	20	10	2	0	5	0	1	4
	3	659	308	304	23	10	4	0	3	0	2	5
	4	555	262	256	23	10	0	0	1	0	0	3
	5	374	224	109	16	13	0	1	7	0	0	4
	6	348	232	84	7	8	2	0	9	0	0	6
	7	220	131	71	11	2	0	0	2	0	3	0
	8	466	169	262	22	4	0	0	4	0	1	4
	9	513	246	220	28	6	4	0	2	0	0	7
	10	616	256	305	34	8	5	0	2	0	2	4
	11	398	198	162	20	8	1	0	4	1	1	3
	12	458	208	218	20	2	5	0	2	0	1	2
	13	325	169	125	15	7	1	0	6	0	1	1
	14	588	254	283	29	4	3	1	7	0	1	6
	15	439	237	151	25	8	6	0	9	0	1	2
	16	373	187	159	11	4	3	1	6	0	1	1
	17	603	328	228	26	9	1	0	7	1	2	1
	18	436	217	180	19	6	4	0	2	0	0	8
	19	279	126	113	25	7	1	0	5	0	1	1
	20	490	239	209	25	4	2	1	4	0	3	3
	21	514	282	187	25	5	2	0	7	0	0	6
	22	549	283	224	27	8	2	0	3	0	1	1
	23	415	199	174	25	6	1	0	3	1	1	5

PRESIDENT AND VICE PRESIDENT OF THE UNITED STATES
DETAIL

LEGISLATIVE DISTRICT OR TOWN	ELECTION DISTRICT	TOTAL VOTES	BARACK OBAMA AND JOE BIDEN	MITT ROMNEY AND PAUL RYAN	MITT ROMNEY AND PAUL RYAN	BARACK OBAMA AND JOE BIDEN	JILL STEIN AND CHERI HONKALA	PETA LINDSAY AND YARI OSORIO	GARY JOHNSON AND JAMES P. GRAY	VIRGIL GOODE AND JIM CLYMER	SCATTER	BLANK AND VOID
			DEM	REP	CON	WOR	GRN	PSL	LBT	CST		
Pittsford												
	24	571	247	265	32	2	4	0	11	0	3	7
	25	609	290	281	19	3	2	0	3	0	2	9
	26	479	223	201	28	14	1	0	8	0	1	3
	27	434	216	176	26	6	0	0	9	0	0	1
	28	430	232	170	12	1	2	0	4	0	1	8
	29	448	216	191	21	6	2	0	9	0	0	3
	30	423	198	195	14	8	3	0	2	0	0	3
	31	571	260	251	31	9	3	0	8	1	3	5
	32	492	256	209	12	2	1	0	6	0	3	3
	33	702	286	358	36	7	1	0	3	0	2	9
	34	724	312	371	23	7	2	1	3	0	1	4
Pittsford		16,282	7,925	6,959	748	220	74	5	172	4	41	134
Riga												
	1	718	279	346	53	18	3	0	9	1	5	4
	2	531	175	281	55	9	1	1	3	0	3	3
	3	369	163	150	33	10	2	0	6	0	3	2
	4	440	172	199	46	5	5	0	7	0	2	4
	5	447	127	251	49	6	0	0	6	3	0	5
	6	445	125	234	59	11	7	1	6	0	0	2
Riga		2,950	1,041	1,461	295	59	18	2	37	4	13	20
Rush												
	1	564	232	263	38	14	2	3	7	1	1	3
	2	399	151	200	32	6	0	0	1	2	0	7
	3	551	267	204	46	12	2	0	14	0	1	5
	4	567	220	263	47	15	6	0	10	1	2	3
Rush		2,081	870	930	163	47	10	3	32	4	4	18

PRESIDENT AND VICE PRESIDENT OF THE UNITED STATES
DETAIL

LEGISLATIVE DISTRICT OR TOWN	ELECTION DISTRICT	TOTAL VOTES	BARACK OBAMA AND JOE BIDEN	MITT ROMNEY AND PAUL RYAN	MITT ROMNEY AND PAUL RYAN	BARACK OBAMA AND JOE BIDEN	JILL STEIN AND CHERI HONKALA	PETA LINDSAY AND YARI OSORIO	GARY JOHNSON AND JAMES P. GRAY	VIRGIL GOODE AND JIM CLYMER	SCATTER	BLANK AND VOID
			DEM	REP	CON	WOR	GRN	PSL	LBT	CST		
Sweden												
	1	460	215	183	39	10	1	1	10	0	0	1
	2	309	197	74	10	8	3	0	5	1	5	6
	3	551	308	168	38	16	9	0	6	1	2	3
	4	570	254	245	50	14	1	0	3	1	2	0
	5	146	80	47	6	2	4	0	5	1	0	1
	6	399	198	137	38	10	2	0	6	1	1	6
	7	458	233	183	30	2	0	0	6	0	2	2
	8	385	135	185	40	13	3	0	2	1	3	3
	9	382	191	145	25	6	8	1	3	0	2	1
	10	569	201	273	70	8	2	0	9	0	2	4
	11	181	101	51	13	6	3	0	4	0	1	2
	12	406	152	198	42	7	1	0	3	0	2	1
		4,816	2,265	1,889	401	102	37	2	62	6	22	30
Sweden Webster												
	1	474	223	191	36	12	4	0	2	0	4	2
	2	623	317	232	34	18	7	1	9	2	1	2
	3	541	267	216	39	9	1	0	4	0	1	4
	4	257	132	102	15	3	1	0	2	0	1	1
	5	498	241	199	33	12	2	0	7	2	0	2
	6	424	222	160	20	9	1	0	5	1	1	5
	7	553	266	229	34	13	2	0	7	0	1	1
	8	453	195	195	43	8	2	0	4	1	0	5
	9	463	159	229	46	14	2	0	8	1	1	3
	10	987	407	472	67	20	3	0	8	0	5	5
	11	514	215	247	37	7	3	0	5	0	0	0
	12	594	233	292	46	10	1	1	8	0	1	2
	13	425	183	196	26	10	2	0	5	0	0	3
	14	427	213	160	31	9	0	0	3	2	3	6
	15	388	190	153	25	3	5	0	5	0	1	6

PRESIDENT AND VICE PRESIDENT OF THE UNITED STATES
DETAIL

LEGISLATIVE DISTRICT OR TOWN	ELECTION DISTRICT	TOTAL VOTES	BARACK OBAMA AND JOE BIDEN	MITT ROMNEY AND PAUL RYAN	MITT ROMNEY AND PAUL RYAN	BARACK OBAMA AND JOE BIDEN	JILL STEIN AND CHERI HONKALA	PETA LINDSAY AND YARI OSORIO	GARY JOHNSON AND JAMES P. GRAY	VIRGIL GOODE AND JIM CLYMER	SCATTER	BLANK AND VOID
			DEM	REP	CON	WOR	GRN	PSL	LBT	CST		
Webster												
	16	640	309	268	37	13	3	0	7	0	2	1
	17	481	186	244	34	7	1	1	5	1	1	1
	18	371	198	145	19	2	1	0	2	1	0	3
	19	742	282	373	48	15	2	0	9	1	0	12
	20	636	258	296	54	17	1	1	7	0	0	2
	21	587	253	270	44	7	2	0	8	0	0	3
	22	526	230	218	42	16	4	1	7	0	4	4
	23	432	195	194	32	4	1	0	1	0	1	4
	24	1,132	508	466	100	25	6	0	12	3	2	10
	25	484	262	179	25	11	1	0	3	0	2	1
	26	505	244	203	44	3	0	0	6	0	3	2
	27	413	164	192	32	7	2	0	8	0	0	8
	28	480	196	225	38	17	0	0	2	0	0	2
	29	348	177	129	22	7	5	0	2	1	2	3
	30	350	202	107	13	14	5	0	2	0	1	6
	31	624	288	278	43	4	1	0	4	0	2	4
	32	585	223	290	48	11	2	0	6	0	2	3
	33	534	237	229	38	12	5	0	9	2	0	2
	34	287	122	134	21	5	1	0	1	1	1	1
	35	337	148	143	37	3	1	0	4	0	1	0
	36	449	193	209	27	8	2	1	4	0	1	4
	37	798	356	363	47	18	5	0	6	2	0	1
	38	613	340	213	43	10	2	0	2	0	1	2
	39	470	228	200	32	5	2	0	3	0	0	0
	40	758	340	334	66	6	1	0	2	1	0	8
	41	623	251	304	41	10	3	0	10	0	1	3
	42	470	189	219	42	4	3	0	8	0	3	2
	43	377	175	160	28	7	2	0	3	0	1	1
Webster		22,673	10,217	9,858	1,629	425	100	6	225	22	51	140

PRESIDENT AND VICE PRESIDENT OF THE UNITED STATES
DETAIL

LEGISLATIVE DISTRICT OR TOWN	ELECTION DISTRICT	TOTAL VOTES	BARACK OBAMA AND JOE BIDEN	MITT ROMNEY AND PAUL RYAN	MITT ROMNEY AND PAUL RYAN	BARACK OBAMA AND JOE BIDEN	JILL STEIN AND CHERI HONKALA	PETA LINDSAY AND YARI OSORIO	GARY JOHNSON AND JAMES P. GRAY	VIRGIL GOODE AND JIM CLYMER	SCATTER	BLANK AND VOID
			DEM	REP	CON	WOR	GRN	PSL	LBT	CST		
Wheatland												
	1	449	221	167	33	12	3	0	6	0	2	5
	2	451	184	205	46	8	3	0	4	0	1	0
	3	570	284	215	34	23	2	0	5	1	3	3
	4	471	201	199	39	12	1	0	11	0	4	4
	5	520	174	272	54	10	1	0	6	0	3	0
Wheatland		2,461	1,064	1,058	206	65	10	0	32	1	13	12
TOWNS		264,528	128,165	105,975	17,407	5,593	1,447	61	2,923	284	704	1,969
GRAND TOTAL:		336,447	185,916	114,434	18,928	7,585	2,101	91	3,572	334	852	2,634

UNITED STATES SENATOR
SUMMARY

LEGISLATIVE DISTRICT OR TOWN	TOTAL VOTES	KIRSTEN E. GILLIBRAND	WENDY LONG	WENDY LONG	KIRSTEN E. GILLIBRAND	KIRSTEN E. GILLIBRAND	COLIA CLARK	CHRIS EDES	JOHN MANGELLI	SCATTER	BLANK AND VOID
		DEM	REP	CON	WOR	IND	GRN	LBT	CSP		
Leg. Dist. 07	859	464	222	41	28	22	8	5	1	0	68
Leg. Dist. 16	10	5	4	0	1	0	0	0	0	0	0
Leg. Dist. 21	9,106	6,586	859	208	448	160	89	71	46	4	635
Leg. Dist. 22	7,214	5,629	266	75	231	39	35	14	21	1	903
Leg. Dist. 23	9,791	6,558	1,310	296	471	273	148	139	37	5	554
Leg. Dist. 24	5,909	4,026	657	132	388	144	136	92	12	3	319
Leg. Dist. 25	8,268	6,432	341	75	274	76	80	51	20	4	915
Leg. Dist. 26	5,850	3,633	996	260	266	146	36	31	24	2	456
Leg. Dist. 27	10,640	8,454	536	153	344	95	62	48	28	5	915
Leg. Dist. 28	6,310	4,579	532	152	271	83	36	39	17	2	599
Leg. Dist. 29	7,949	5,856	668	148	321	91	33	22	19	1	790
CITY	71,906	52,222	6,391	1,540	3,043	1,129	663	512	225	27	6,154
Brighton	18,142	11,736	3,683	595	600	410	155	137	34	3	789
Chili	14,435	7,075	4,445	1,041	568	388	72	103	42	4	697
Clarkson	2,926	1,219	1,023	249	132	92	14	32	8	0	157
East Rochester	2,697	1,524	599	105	127	74	17	24	14	0	213
Gates	12,832	7,069	3,237	699	517	280	63	69	65	2	831
Greece	45,322	22,698	13,025	3,104	1,890	1,167	175	269	162	20	2,812
Hamlin	3,826	1,576	1,356	341	177	106	25	48	15	3	179
Henrietta	16,763	9,380	4,297	965	599	406	95	132	57	4	828
Irondequoit	26,361	15,149	6,177	1,284	1,052	720	153	187	103	14	1,522
Mendon	5,225	2,389	1,858	397	138	141	33	53	10	3	203
Ogden	9,796	4,256	3,364	854	427	249	51	79	33	1	482
Parma	7,660	3,161	2,710	683	343	207	28	55	44	2	427
Penfield	20,321	10,289	6,233	1,273	683	597	94	149	79	3	921
Perinton	26,942	13,864	8,653	1,467	724	713	120	209	63	8	1,121
Pittsford	16,280	8,673	5,318	717	376	376	76	112	28	5	599
Riga	2,950	1,192	1,102	248	120	81	17	24	8	2	156
Rush	2,081	957	711	158	84	53	16	21	8	0	73
Sweden	4,815	2,315	1,435	371	185	131	36	44	14	3	281
Webster	22,670	11,294	7,145	1,471	716	611	107	157	68	1	1,100
Wheatland	2,461	1,134	815	184	113	64	11	16	5	1	118
TOWNS	264,505	136,950	77,186	16,206	9,571	6,866	1,358	1,920	860	79	13,509
GRAND TOTAL:	336,411	189,172	83,577	17,746	12,614	7,995	2,021	2,432	1,085	106	19,663

UNITED STATES SENATOR
DETAIL

LEGISLATIVE DISTRICT OR TOWN	ELECTION DISTRICT	TOTAL VOTES	KIRSTEN E. GILLIBRAND	WENDY LONG	WENDY LONG	KIRSTEN E. GILLIBRAND	KIRSTEN E. GILLIBRAND	COLIA CLARK	CHRIS EDES	JOHN MANGELLI	SCATTER	BLANK AND VOID
			DEM	REP	CON	WOR	IND	GRN	LBT	CSP		
Leg. Dist. 07	1	508	259	153	27	15	18	5	4	1	0	26
	2	351	205	69	14	13	4	3	1	0	0	42
Leg. Dist. 07		859	464	222	41	28	22	8	5	1	0	68
Leg. Dist. 16	1	10	5	4	0	1	0	0	0	0	0	0
Leg. Dist. 16		10	5	4	0	1	0	0	0	0	0	0
Leg. Dist. 21	1	360	238	43	10	28	9	5	5	3	0	19
	2	311	210	39	13	12	14	6	5	0	0	12
	3	217	159	20	11	8	2	1	1	0	0	15
	4	215	158	22	2	12	4	2	0	0	1	14
	5	199	132	26	6	12	7	3	1	0	0	12
	6	359	248	30	9	21	2	6	5	2	0	36
	7	544	395	51	14	18	14	7	3	6	0	36
	8	161	123	8	2	20	3	1	0	0	0	4
	9	364	253	48	13	13	7	6	8	1	1	14
	10	442	291	77	13	19	8	5	5	1	0	23
	11	426	333	25	4	10	8	2	3	2	0	39
	12	740	490	84	20	42	22	15	6	5	0	56
	13	251	179	20	6	21	7	5	6	0	0	7
	14	148	108	17	6	4	1	1	4	0	0	7
	15	444	314	45	8	32	10	5	2	3	0	25
	16	222	172	26	5	5	1	0	0	0	0	13
	17	392	290	27	9	23	5	3	2	3	0	30
	18	409	321	20	3	14	1	2	0	2	0	46
	19	234	184	14	4	10	3	1	1	3	0	14
	20	202	126	31	6	12	2	3	3	0	2	17
	21	325	246	18	4	19	4	0	0	1	0	33
	22	477	371	32	9	9	2	1	1	6	0	46
	23	401	302	25	8	21	5	2	1	3	0	34
	24	472	302	85	17	24	7	4	6	4	0	23

UNITED STATES SENATOR
DETAIL

LEGISLATIVE DISTRICT OR TOWN	ELECTION DISTRICT	TOTAL VOTES	KIRSTEN E. GILLIBRAND	WENDY LONG	WENDY LONG	KIRSTEN E. GILLIBRAND	KIRSTEN E. GILLIBRAND	COLIA CLARK	CHRIS EDES	JOHN MANGELLI	SCATTER	BLANK AND VOID
			DEM	REP	CON	WOR	IND	GRN	LBT	CSP		
Leg. Dist. 21												
	25	381	317	6	2	20	8	3	1	1	0	23
	26	120	96	9	1	4	1	0	2	0	0	7
	27	290	228	11	3	15	3	0	0	0	0	30
		9,106	6,586	859	208	448	160	89	71	46	4	635
Leg. Dist. 21												
Leg. Dist. 22												
	1	488	375	24	1	21	1	2	1	0	0	63
	2	208	161	4	1	5	1	1	2	0	0	33
	3	308	234	13	1	14	3	0	0	1	1	41
	4	171	120	7	0	7	0	1	0	0	0	36
	5	254	202	7	2	11	1	4	0	1	0	26
	6	244	191	6	0	7	1	0	1	0	0	38
	7	197	143	5	1	11	1	0	0	1	0	35
	8	308	228	24	3	15	0	0	1	1	0	36
	9	251	207	10	3	5	1	1	1	0	0	23
	10	283	256	3	0	5	0	0	0	0	0	19
	11	306	233	6	5	10	2	7	1	4	0	38
	12	236	181	4	3	3	1	0	0	0	0	44
	13	143	109	1	1	3	0	0	0	1	0	28
	14	303	222	16	2	16	4	0	1	1	0	41
	15	430	344	5	6	10	4	0	0	2	0	59
	16	164	125	6	3	11	2	3	0	2	0	12
	17	147	128	4	3	0	0	0	0	0	0	12
	18	195	155	6	1	3	2	0	0	2	0	26
	19	238	174	7	6	8	0	1	0	0	0	42
	20	344	290	14	2	4	0	0	0	0	0	34
	21	229	171	2	3	13	2	1	0	1	0	36
	22	382	305	6	4	15	5	0	1	1	0	45
	23	256	215	4	1	1	0	0	0	0	0	35
	24	143	118	6	1	2	0	0	0	2	0	14
	25	437	298	45	15	18	2	6	2	1	0	50
	26/25-19	203	150	25	2	5	3	5	2	0	0	11

UNITED STATES SENATOR
DETAIL

LEGISLATIVE DISTRICT OR TOWN	ELECTION DISTRICT	TOTAL VOTES	KIRSTEN E. GILLIBRAND	WENDY LONG	WENDY LONG	KIRSTEN E. GILLIBRAND	KIRSTEN E. GILLIBRAND	COLIA CLARK	CHRIS EDES	JOHN MANGELLI	SCATTER	BLANK AND VOID
			DEM	REP	CON	WOR	IND	GRN	LBT	CSP		
Leg. Dist. 22												
	27	346	294	6	5	8	3	3	1	0	0	26
Leg. Dist. 22		7,214	5,629	266	75	231	39	35	14	21	1	903
Leg. Dist. 23												
	1	185	129	23	8	8	2	5	2	1	0	7
	2	325	219	29	6	12	16	12	6	3	0	22
	3	238	155	28	4	18	10	8	3	1	0	11
	4	518	356	73	23	16	13	9	7	0	0	21
	5	217	145	28	4	9	8	3	6	1	1	12
	6	237	162	36	8	11	6	1	3	0	0	10
	7	381	272	40	7	20	11	5	7	2	0	17
	8	355	238	36	7	17	13	10	6	2	0	26
	9	247	167	47	7	5	5	2	6	0	0	8
	10	320	215	43	6	17	7	6	5	1	0	20
	11	359	240	57	4	22	9	3	5	1	0	18
	12	433	290	72	15	13	8	6	5	2	0	22
	13	339	212	73	15	10	6	0	4	2	1	16
	14	373	244	39	11	21	9	14	11	2	0	22
	15	234	166	19	7	9	7	7	2	1	0	16
	16	168	117	16	7	9	6	3	1	0	0	9
	17	488	298	60	18	32	11	10	8	2	0	49
	18	680	461	95	24	29	25	5	5	3	0	33
	19	357	244	51	10	22	7	2	1	0	0	20
	20	368	255	38	11	22	10	5	4	0	0	23
	21	311	201	50	13	15	10	4	2	2	1	13
	22	302	195	56	9	11	11	3	4	0	0	13
	23	216	143	21	5	9	9	5	7	3	0	14
	24	357	223	59	13	13	13	6	6	1	0	23
	25	487	333	65	20	28	10	2	6	2	0	21
	26	539	365	76	16	30	10	2	6	2	1	31
	27	265	174	46	12	11	8	4	2	1	0	7
	28/24-20/25-28	431	301	24	5	29	12	6	7	2	1	44

UNITED STATES SENATOR
DETAIL

LEGISLATIVE DISTRICT OR TOWN	ELECTION DISTRICT	TOTAL VOTES	KIRSTEN E. GILLIBRAND	WENDY LONG	WENDY LONG	KIRSTEN E. GILLIBRAND	KIRSTEN E. GILLIBRAND	COLIA CLARK	CHRIS EDES	JOHN MANGELLI	SCATTER	BLANK AND VOID
			DEM	REP	CON	WOR	IND	GRN	LBT	CSP		
Leg. Dist. 23	29	61	38	10	1	3	1	0	2	0	0	6
Leg. Dist. 23		9,791	6,558	1,310	296	471	273	148	139	37	5	554
Leg. Dist. 24	1	414	291	37	13	32	15	6	2	1	1	16
	2/22	312	236	26	3	27	4	2	2	0	0	12
	3/23	322	232	38	6	19	8	7	4	0	0	8
	4	473	310	38	11	37	11	15	16	2	0	33
	5/24	361	217	68	14	11	14	4	4	2	0	27
	6	280	177	44	4	15	8	7	5	1	0	19
	7	222	155	34	7	8	3	4	6	0	0	5
	8	344	224	53	12	14	7	7	11	1	0	15
	9	239	154	41	12	12	5	4	2	0	0	9
	10	404	287	25	5	41	14	12	5	0	0	15
	11	232	159	33	2	13	2	2	0	2	0	19
	12	93	80	5	1	3	0	0	0	0	0	4
	13	386	276	22	10	41	6	12	5	0	0	14
	14/21	486	320	45	3	54	11	17	10	0	2	24
	15	392	267	37	9	21	11	16	2	1	0	28
	16	335	218	45	8	14	13	11	6	0	0	20
	17	134	83	23	4	3	1	0	1	2	0	17
	18	403	285	36	8	22	9	10	9	0	0	24
	19	77	55	7	0	1	2	0	2	0	0	10
Leg. Dist. 24		5,909	4,026	657	132	388	144	136	92	12	3	319
Leg. Dist. 25	1	454	348	35	9	12	5	7	4	0	1	33
	2	399	315	4	2	16	3	9	1	0	0	49
	3	482	398	16	3	7	2	1	4	0	1	50
	4/14	303	228	20	6	15	1	6	2	2	0	23
	5	370	320	4	1	5	1	1	2	0	0	36
	6/24	380	256	46	3	23	5	7	6	0	0	34
	7	360	298	4	1	10	4	1	0	0	0	42

UNITED STATES SENATOR
DETAIL

LEGISLATIVE DISTRICT OR TOWN	ELECTION DISTRICT	TOTAL VOTES	KIRSTEN E. GILLIBRAND	WENDY LONG	WENDY LONG	KIRSTEN E. GILLIBRAND	KIRSTEN E. GILLIBRAND	COLIA CLARK	CHRIS EDES	JOHN MANGELLI	SCATTER	BLANK AND VOID
			DEM	REP	CON	WOR	IND	GRN	LBT	CSP		
Leg. Dist. 25												
	8	460	378	2	1	10	3	2	0	1	0	63
	9	230	188	0	0	5	0	0	0	0	0	37
	10	382	323	13	5	11	2	1	1	0	0	26
	11	238	214	2	0	4	0	0	0	0	0	18
	12	271	183	24	4	21	5	6	6	0	0	22
	13	521	418	5	3	12	6	1	0	1	0	75
	15	336	279	3	2	10	0	0	0	1	1	40
	16	373	281	14	4	10	2	1	1	2	0	58
	17	324	252	3	1	14	1	0	0	2	0	51
	18	418	332	18	5	8	4	2	2	0	0	47
	20/25	552	364	47	8	13	10	11	6	4	0	89
	21/28-12	467	368	24	2	17	4	2	1	2	1	46
	22	270	206	11	5	13	5	4	3	1	0	22
	23	208	140	16	4	6	4	8	4	0	0	26
	26/27	178	119	13	4	18	4	3	3	3	0	11
	29/30	292	224	17	2	14	5	7	5	1	0	17
Leg. Dist. 25		8,268	6,432	341	75	274	76	80	51	20	4	915
Leg. Dist. 26												
	1	578	311	136	32	32	14	7	4	2	0	40
	2	255	153	50	16	9	8	2	0	1	0	16
	3	163	89	32	9	7	4	2	3	1	0	16
	4	277	158	60	18	10	6	1	0	2	0	22
	5	276	163	40	17	12	5	2	2	0	0	35
	6	277	197	27	7	11	4	1	3	2	0	25
	7	380	264	34	14	24	4	1	1	1	0	37
	8	404	304	37	3	11	4	1	3	3	0	38
	9	402	269	59	12	23	6	2	4	1	0	26
	10	432	297	40	9	28	21	2	1	3	0	31
	11	333	210	59	12	12	10	3	1	2	0	24
	12	324	170	79	17	9	16	1	0	1	0	31
	13	368	207	88	27	13	6	2	2	2	0	21

UNITED STATES SENATOR
DETAIL

LEGISLATIVE DISTRICT OR TOWN	ELECTION DISTRICT	TOTAL VOTES	KIRSTEN E. GILLIBRAND	WENDY LONG	WENDY LONG	KIRSTEN E. GILLIBRAND	KIRSTEN E. GILLIBRAND	COLIA CLARK	CHRIS EDES	JOHN MANGELLI	SCATTER	BLANK AND VOID
			DEM	REP	CON	WOR	IND	GRN	LBT	CSP		
<hr/>												
Leg. Dist. 26												
	14	373	228	69	23	13	15	3	1	2	0	19
	15	349	240	46	14	20	4	1	3	0	0	21
	16	361	196	76	20	23	10	3	1	0	1	31
	17	298	177	64	10	9	9	2	2	1	1	23
		<hr/>	<hr/>	<hr/>	<hr/>	<hr/>	<hr/>	<hr/>	<hr/>	<hr/>	<hr/>	<hr/>
Leg. Dist. 26		5,850	3,633	996	260	266	146	36	31	24	2	456
Leg. Dist. 27												
	1	463	370	22	13	11	7	3	4	0	0	33
	2	498	390	28	12	21	4	1	6	3	1	32
	3	352	270	26	12	14	4	5	4	0	0	17
	4	507	406	29	8	23	4	4	2	1	0	30
	5	468	382	17	5	22	4	1	0	0	0	37
	6	495	414	15	2	13	4	1	0	1	0	45
	7	452	347	34	5	15	7	6	4	3	0	31
	8	767	634	22	5	15	5	2	0	1	1	82
	9	483	403	20	1	18	1	3	1	2	0	34
	10	405	299	33	9	16	8	5	4	0	0	31
	11	515	393	33	10	11	5	1	4	0	0	58
	12	396	311	21	8	14	4	6	2	3	0	27
	13	455	384	10	5	14	1	3	0	1	0	37
	14	364	291	7	2	8	7	1	1	2	0	45
	15	401	329	12	3	10	2	2	0	0	1	42
	16	467	381	8	7	12	3	2	5	0	0	49
	17	513	417	27	4	10	4	2	1	1	0	47
	18	465	346	55	9	13	5	1	4	3	0	29
	19	496	410	10	4	20	2	1	3	0	0	46
	20	336	275	8	2	9	2	6	1	0	0	33
	21	239	199	7	5	8	1	2	0	0	0	17
	22	364	250	37	7	12	3	2	0	2	2	49
	23	286	245	3	0	13	0	1	0	0	0	24
	25	212	141	22	8	11	1	1	0	5	0	23

UNITED STATES SENATOR
DETAIL

LEGISLATIVE DISTRICT OR TOWN	ELECTION DISTRICT	TOTAL VOTES	KIRSTEN E. GILLIBRAND	WENDY LONG	WENDY LONG	KIRSTEN E. GILLIBRAND	KIRSTEN E. GILLIBRAND	COLIA CLARK	CHRIS EDES	JOHN MANGELLI	SCATTER	BLANK AND VOID
			DEM	REP	CON	WOR	IND	GRN	LBT	CSP		
Leg. Dist. 27	26	241	167	30	7	11	7	0	2	0	0	17
Leg. Dist. 27		10,640	8,454	536	153	344	95	62	48	28	5	915
Leg. Dist. 28	1	382	278	31	13	25	6	2	3	2	0	22
	2	250	166	23	7	16	5	1	2	0	1	29
	3	231	180	10	1	11	5	1	1	1	0	21
	4	246	177	18	6	10	3	0	1	0	0	31
	5	220	142	34	7	7	2	1	3	1	0	23
	6	468	356	47	12	13	8	2	4	1	0	25
	7	596	410	68	17	23	5	3	6	1	0	63
	8	343	271	16	6	7	2	2	0	1	0	38
	9	374	243	44	7	26	7	3	4	0	0	40
	10	154	121	9	3	5	1	2	0	0	0	13
	11	301	213	24	7	16	4	0	0	0	0	37
	13	370	264	21	13	11	4	2	0	4	0	51
	14	356	261	27	8	13	4	6	1	0	0	36
	15	188	143	6	6	10	1	0	0	2	0	20
	16	295	209	29	6	12	4	1	3	0	0	31
	17	54	41	4	2	2	0	0	0	0	0	5
	18	320	233	23	5	19	6	4	2	2	0	26
	19	3	1	1	0	0	0	0	0	0	0	1
	20	489	354	44	15	17	9	1	6	2	1	40
	21	471	357	39	9	22	5	5	2	0	0	32
	22	199	159	14	2	6	2	0	1	0	0	15
Leg. Dist. 28		6,310	4,579	532	152	271	83	36	39	17	2	599
Leg. Dist. 29	1	70	55	4	0	3	1	0	0	0	0	7
	2	167	135	4	1	6	0	0	0	0	0	21
	3	12	8	0	0	1	0	0	0	1	0	2
	4	387	269	41	10	20	5	2	2	0	0	38
	5	390	291	35	11	20	2	2	2	0	0	27

UNITED STATES SENATOR
DETAIL

LEGISLATIVE DISTRICT OR TOWN	ELECTION DISTRICT	TOTAL VOTES	KIRSTEN E. GILLIBRAND	WENDY LONG	WENDY LONG	KIRSTEN E. GILLIBRAND	KIRSTEN E. GILLIBRAND	COLIA CLARK	CHRIS EDES	JOHN MANGELLI	SCATTER	BLANK AND VOID
			DEM	REP	CON	WOR	IND	GRN	LBT	CSP		
Leg. Dist. 29												
	6	282	226	24	2	8	3	0	1	1	0	17
	7	252	166	32	12	9	7	1	0	3	1	21
	8	98	77	5	2	4	2	0	0	0	0	8
	9	568	379	63	9	30	7	2	2	5	0	71
	10	563	450	38	7	16	4	2	0	0	0	46
	11	345	244	43	6	16	3	1	1	1	0	30
	12	454	348	26	12	27	5	1	2	1	0	32
	13	346	280	14	1	10	3	1	1	1	0	35
	14	132	101	11	2	5	2	1	0	0	0	10
	15	380	270	11	6	19	3	3	2	0	0	66
	16	183	124	4	2	12	0	0	0	0	0	41
	17/27	233	157	38	8	12	5	3	0	0	0	10
	18	308	189	63	9	18	7	4	0	1	0	17
	19	246	184	14	3	12	0	1	2	1	0	29
	20	550	428	23	5	15	7	4	1	0	0	67
	21	392	274	46	11	18	9	1	3	0	0	30
	22	185	140	7	1	1	2	1	0	0	0	33
	23	283	233	19	3	2	1	0	0	0	0	25
	24	497	387	39	11	15	6	2	1	2	0	34
	25/28	406	261	56	9	15	7	1	1	1	0	55
	26	220	180	8	5	7	0	0	1	1	0	18
Leg. Dist. 29		7,949	5,856	668	148	321	91	33	22	19	1	790
CITY		71,906	52,222	6,391	1,540	3,043	1,129	663	512	225	27	6,154
Brighton												
	1	515	343	89	16	24	11	5	7	1	0	19
	2	336	198	80	18	16	7	2	3	1	0	11
	3	373	216	89	8	11	13	2	3	0	0	31
	4	421	304	64	7	12	7	2	2	1	0	22
	5	462	303	90	11	23	7	4	2	0	0	22
	6	568	356	128	17	23	14	7	5	0	1	17

UNITED STATES SENATOR
DETAIL

LEGISLATIVE DISTRICT OR TOWN	ELECTION DISTRICT	TOTAL VOTES	KIRSTEN E. GILLIBRAND	WENDY LONG	WENDY LONG	KIRSTEN E. GILLIBRAND	KIRSTEN E. GILLIBRAND	COLIA CLARK	CHRIS EDES	JOHN MANGELLI	SCATTER	BLANK AND VOID
			DEM	REP	CON	WOR	IND	GRN	LBT	CSP		
Brighton	7	362	226	74	12	10	7	2	5	3	0	23
	8	446	245	145	16	8	13	5	4	0	0	10
	9	369	245	65	18	12	12	4	3	0	0	10
	10	472	328	92	13	13	6	0	5	0	0	15
	11	494	303	104	19	23	18	6	5	0	0	16
	12	539	368	100	13	11	13	3	5	0	1	25
	13	306	196	58	9	11	17	4	3	0	0	8
	14	324	224	44	10	14	10	4	2	0	1	15
	15	344	210	74	17	16	10	2	1	1	0	13
	16	296	135	130	8	1	8	0	2	1	0	11
	17	168	130	23	2	1	1	1	0	0	0	10
	18	414	302	59	9	15	9	6	3	1	0	10
	19	291	202	51	15	6	3	0	4	0	0	10
	20	345	219	62	18	13	6	2	6	2	0	17
	21	358	237	63	15	20	8	3	1	0	0	11
	22	449	282	111	17	7	12	2	1	0	0	17
	23	344	232	70	9	10	7	5	2	1	0	8
	24	479	298	112	18	14	8	1	3	0	0	25
	25	333	213	49	13	25	8	4	3	1	0	17
	26	353	205	75	14	14	12	3	4	0	0	26
	27	343	223	70	10	11	6	2	2	0	0	19
	28	529	346	105	15	21	9	11	1	1	0	20
	29	317	175	92	11	6	14	1	3	0	0	15
	30	747	509	152	16	19	8	4	4	1	0	34
	31	365	274	42	7	13	13	2	1	2	0	11
	32	478	328	86	10	13	12	4	4	2	0	19
	33	466	314	96	16	8	9	1	1	2	0	19
	34	408	242	91	19	20	9	7	1	1	0	18
	35	367	251	60	13	14	6	2	3	0	0	18
	36	293	181	46	10	9	3	4	7	1	0	32
	37	450	331	58	9	12	7	2	4	3	0	24

UNITED STATES SENATOR
DETAIL

LEGISLATIVE DISTRICT OR TOWN	ELECTION DISTRICT	TOTAL VOTES	KIRSTEN E. GILLIBRAND	WENDY LONG	WENDY LONG	KIRSTEN E. GILLIBRAND	KIRSTEN E. GILLIBRAND	COLIA CLARK	CHRIS EDES	JOHN MANGELLI	SCATTER	BLANK AND VOID
			DEM	REP	CON	WOR	IND	GRN	LBT	CSP		
Brighton	38	454	278	102	19	16	8	2	5	0	0	24
	39	356	209	81	18	17	14	3	2	1	0	11
	40	641	436	121	15	16	10	8	3	1	0	31
	41	465	307	92	15	13	6	8	1	0	0	23
	42	140	88	32	7	5	2	2	1	0	0	3
	43	418	262	100	17	9	6	4	4	2	0	14
	44	177	114	34	5	6	5	3	1	1	0	8
	45	319	184	75	16	15	11	5	1	2	0	10
	46	248	164	47	5	4	5	1	4	1	0	17
Brighton		18,142	11,736	3,683	595	600	410	155	137	34	3	789
Chili	1	322	163	91	31	9	7	2	4	0	0	15
	2	488	181	183	42	22	18	1	6	3	0	32
	3	487	230	146	41	21	11	8	5	2	0	23
	4	340	152	115	27	8	8	1	8	3	1	17
	5	411	200	141	27	13	8	0	2	0	0	20
	6	405	207	122	24	19	12	1	3	3	0	14
	7	244	137	57	17	15	3	0	2	0	0	13
	8	446	201	152	45	17	11	2	2	0	0	16
	9	417	217	116	28	21	11	3	5	2	0	14
	10	314	102	137	37	10	9	2	1	2	1	13
	11	420	220	121	20	15	13	4	4	1	0	22
	12	424	200	145	23	15	12	4	3	0	0	22
	13	628	278	228	45	27	18	0	4	2	0	26
	14	441	194	157	39	14	15	1	0	0	0	21
	15	384	169	125	34	14	8	2	4	3	0	25
	16	802	368	283	67	24	18	5	6	3	0	28
	17	941	432	316	79	41	16	5	3	0	0	49
	18	454	203	160	30	12	16	2	0	1	0	30
	19	405	233	112	21	11	8	2	2	1	0	15
	20	628	348	172	32	19	20	2	5	2	0	28

UNITED STATES SENATOR
DETAIL

LEGISLATIVE DISTRICT OR TOWN	ELECTION DISTRICT	TOTAL VOTES	KIRSTEN E. GILLIBRAND	WENDY LONG	WENDY LONG	KIRSTEN E. GILLIBRAND	KIRSTEN E. GILLIBRAND	COLIA CLARK	CHRIS EDES	JOHN MANGELLI	SCATTER	BLANK AND VOID
			DEM	REP	CON	WOR	IND	GRN	LBT	CSP		
Chili												
	21	299	156	85	18	10	7	1	4	0	0	18
	22	437	275	76	21	23	12	1	1	0	1	27
	23	356	171	115	24	19	9	0	2	1	0	15
	24	866	466	230	55	32	22	4	8	4	1	44
	25	357	241	53	20	9	9	2	3	2	0	18
	26	539	230	178	48	24	22	6	1	2	0	28
	27	409	214	115	34	15	13	3	0	0	0	15
	28	342	186	78	24	8	15	1	3	0	0	27
	29	291	149	85	18	12	12	0	3	1	0	11
	30	286	146	72	20	23	5	2	3	2	0	13
	31	426	216	137	18	15	14	2	4	1	0	19
	32	426	190	142	32	31	6	3	2	1	0	19
Chili		14,435	7,075	4,445	1,041	568	388	72	103	42	4	697
Clarkson												
	1	571	242	214	51	17	27	1	4	0	0	15
	2	58	26	20	4	3	1	0	2	0	0	2
	3	481	212	161	34	27	12	2	10	0	0	23
	4	639	248	246	48	32	21	3	5	4	0	32
	5	808	326	270	80	34	21	6	8	2	0	61
	6	369	165	112	32	19	10	2	3	2	0	24
Clarkson		2,926	1,219	1,023	249	132	92	14	32	8	0	157
East Rochester												
	1	502	299	108	16	16	17	1	3	4	0	38
	2	393	210	86	17	23	14	4	2	3	0	34
	3	383	199	93	19	13	11	1	4	1	0	42
	4	370	225	81	7	16	6	3	4	1	0	27
	5	292	160	64	11	23	10	3	3	3	0	15
	6	383	230	76	19	13	12	2	3	1	0	27
	7	374	201	91	16	23	4	3	5	1	0	30
East Rochester		2,697	1,524	599	105	127	74	17	24	14	0	213

UNITED STATES SENATOR
DETAIL

LEGISLATIVE DISTRICT OR TOWN	ELECTION DISTRICT	TOTAL VOTES	KIRSTEN E. GILLIBRAND	WENDY LONG	WENDY LONG	KIRSTEN E. GILLIBRAND	KIRSTEN E. GILLIBRAND	COLIA CLARK	CHRIS EDES	JOHN MANGELLI	SCATTER	BLANK AND VOID
			DEM	REP	CON	WOR	IND	GRN	LBT	CSP		
Gates	1	275	147	68	17	13	6	3	1	2	0	18
	2	351	212	58	14	17	7	2	3	5	0	33
	3	361	199	79	25	25	6	2	2	3	0	20
	4	387	227	93	29	12	4	3	0	1	0	18
	5	419	244	104	24	16	11	0	2	1	0	17
	6	427	255	93	20	22	8	2	1	1	0	25
	7	759	383	216	41	35	19	2	4	6	1	52
	8	282	169	64	14	12	8	2	3	0	0	10
	9	431	241	116	12	14	7	4	3	3	0	31
	10	245	147	65	11	5	3	0	2	1	0	11
	11	272	160	58	11	15	4	3	1	3	0	17
	12	246	146	51	10	12	6	3	4	1	0	13
	13	402	224	94	22	19	5	0	5	5	0	28
	14	313	172	73	11	14	9	1	2	2	0	29
	15	600	309	177	31	15	7	3	0	4	0	54
	16	309	186	80	15	7	2	0	0	2	0	17
	17	419	244	91	21	19	12	1	3	5	0	23
	18	463	228	132	39	13	9	1	4	3	1	33
	19	363	172	128	19	7	9	1	1	2	0	24
	20	364	190	92	19	13	13	2	8	3	0	24
	21	351	199	84	15	18	3	1	1	1	0	29
	22	323	160	90	30	11	6	1	1	1	0	23
	23	347	161	102	30	16	10	2	1	0	0	25
	24	446	233	136	21	14	11	4	2	0	0	25
	25	336	205	77	12	14	4	5	1	1	0	17
	26	443	241	120	28	21	11	1	3	0	0	18
	27	476	273	106	24	17	13	4	2	2	0	35
	28	291	159	77	7	16	10	1	2	2	0	17
	29	369	202	82	32	13	7	3	1	1	0	28
	30	253	146	57	15	4	5	0	0	2	0	24
	31	294	157	79	12	11	9	0	2	1	0	23

UNITED STATES SENATOR
DETAIL

LEGISLATIVE DISTRICT OR TOWN	ELECTION DISTRICT	TOTAL VOTES	KIRSTEN E. GILLIBRAND	WENDY LONG	WENDY LONG	KIRSTEN E. GILLIBRAND	KIRSTEN E. GILLIBRAND	COLIA CLARK	CHRIS EDES	JOHN MANGELLI	SCATTER	BLANK AND VOID
			DEM	REP	CON	WOR	IND	GRN	LBT	CSP		
Gates												
	32	417	230	103	28	21	11	3	2	0	0	19
	33	190	122	29	6	11	7	2	1	0	0	12
	34	340	179	92	20	17	9	1	0	1	0	21
	35	268	147	71	14	8	9	0	1	0	0	18
		12,832	7,069	3,237	699	517	280	63	69	65	2	831
Gates												
Greece												
	1	356	160	104	30	15	10	2	1	1	0	33
	2	419	170	148	44	19	13	2	3	0	0	20
	3	370	174	108	31	20	9	3	3	0	0	22
	4	313	156	84	23	10	12	1	1	3	0	23
	5	305	170	70	14	16	10	0	0	1	0	24
	6	314	157	82	23	18	11	3	1	1	0	18
	7	420	228	98	28	21	14	4	0	2	0	25
	8	390	196	91	26	24	11	2	4	6	0	30
	9	368	199	79	30	20	9	0	3	4	0	24
	10	333	186	74	16	24	9	1	2	3	0	18
	11	191	115	27	7	15	9	2	1	0	0	15
	12	248	146	48	17	19	3	4	2	0	0	9
	13	325	188	73	26	13	11	0	0	2	0	12
	14	316	164	86	17	17	11	4	1	2	0	14
	15	350	166	110	23	15	10	2	0	2	1	21
	16	281	141	82	16	18	10	3	0	0	0	11
	17	496	215	167	41	17	16	3	2	3	1	31
	18	440	226	130	27	23	10	1	3	1	0	19
	19	354	197	78	24	24	8	2	1	2	0	18
	20	363	190	85	28	17	10	1	1	0	0	31
	21	354	173	81	28	17	13	4	5	2	0	31
	22	309	160	88	14	14	7	1	3	1	1	20
	23	539	296	152	23	18	12	4	2	2	0	30
	24	535	212	206	46	10	16	1	0	1	0	43
	25	413	218	94	24	21	16	1	8	1	0	30

UNITED STATES SENATOR
DETAIL

LEGISLATIVE DISTRICT OR TOWN	ELECTION DISTRICT	TOTAL VOTES	KIRSTEN E. GILLIBRAND	WENDY LONG	WENDY LONG	KIRSTEN E. GILLIBRAND	KIRSTEN E. GILLIBRAND	COLIA CLARK	CHRIS EDES	JOHN MANGELLI	SCATTER	BLANK AND VOID
			DEM	REP	CON	WOR	IND	GRN	LBT	CSP		
Greece	26	303	155	76	25	17	8	3	0	2	0	17
	27	592	305	152	45	26	13	2	4	4	1	40
	28	514	248	148	34	30	20	2	3	2	0	27
	29	398	210	103	30	12	17	1	0	3	0	22
	30	269	152	62	20	10	8	1	2	0	0	14
	31	289	149	67	22	22	7	3	2	0	0	17
	32	406	238	81	26	20	14	1	5	0	0	21
	33	504	231	157	48	26	14	0	0	2	0	26
	34	388	161	133	32	27	6	2	4	3	0	20
	35	403	195	130	34	14	4	2	2	3	0	19
	36	510	263	145	29	19	14	3	4	5	0	28
	37	280	119	89	36	6	11	0	0	3	1	15
	38	518	253	165	23	21	17	2	0	4	0	33
	39	292	134	90	30	5	8	1	2	0	1	21
	40	349	195	79	18	18	6	0	4	1	1	27
	41	433	231	118	24	18	9	2	4	0	1	26
	42	386	220	75	30	20	11	3	2	1	0	24
	43	398	165	139	46	16	11	1	3	0	0	17
	44	559	287	171	36	19	12	2	4	1	0	27
	45	610	239	243	37	23	19	4	4	2	0	39
	46	295	155	65	20	17	10	0	2	0	0	26
	47	407	200	110	46	12	10	2	1	4	0	22
	48	291	148	80	21	15	7	1	2	1	0	16
	49	292	147	89	21	14	3	1	0	0	0	17
	50	378	204	101	29	12	10	0	3	0	1	18
	51	275	127	100	13	7	5	0	2	1	0	20
	52	516	263	146	34	28	14	4	1	0	0	26
	53	476	299	88	19	27	7	2	0	0	0	34
	54	459	219	135	32	20	9	1	1	2	2	38
	55	327	168	95	27	10	7	0	0	2	0	18
	56	489	245	144	34	25	11	3	3	1	1	22

UNITED STATES SENATOR
DETAIL

LEGISLATIVE DISTRICT OR TOWN	ELECTION DISTRICT	TOTAL VOTES	KIRSTEN E. GILLIBRAND	WENDY LONG	WENDY LONG	KIRSTEN E. GILLIBRAND	KIRSTEN E. GILLIBRAND	COLIA CLARK	CHRIS EDES	JOHN MANGELLI	SCATTER	BLANK AND VOID
			DEM	REP	CON	WOR	IND	GRN	LBT	CSP		
Greece	57	387	191	100	25	20	10	2	3	2	0	34
	58	525	249	163	33	14	12	0	3	2	0	49
	59	395	262	50	18	21	3	5	2	0	0	34
	60	343	195	91	14	16	9	3	0	1	0	14
	61	429	244	90	29	22	8	0	4	1	0	31
	62	506	279	140	27	18	11	1	2	0	0	28
	63	448	248	106	37	23	12	1	2	2	0	17
	64	338	166	113	10	10	9	2	2	3	0	23
	65	361	169	129	13	7	5	2	0	1	0	35
	66	221	124	57	14	8	9	0	1	1	1	6
	67	351	153	116	26	14	11	0	5	0	0	26
	68	496	236	132	44	29	12	1	5	1	0	36
	69	279	135	97	20	7	7	0	2	1	0	10
	70	912	418	324	66	33	14	1	4	2	0	50
	71	477	232	150	29	18	5	1	7	0	0	35
	72	498	218	165	46	18	18	4	1	2	0	26
	73	269	133	71	22	10	10	1	1	0	0	21
	74	396	240	76	19	14	9	3	5	1	0	29
	75	325	165	88	19	15	10	3	2	4	0	19
	76	297	130	119	20	11	4	1	2	0	0	10
	77	464	246	134	30	17	4	1	1	1	0	30
	78	294	129	95	14	24	12	0	3	0	0	17
	79	670	309	223	48	22	22	1	2	1	0	42
	80	510	247	167	29	11	9	1	2	2	1	41
	81	264	125	99	12	9	3	1	2	1	0	12
	82	405	235	80	16	12	12	4	8	2	0	36
	83	286	160	70	12	9	5	3	1	4	0	22
	84	464	256	109	35	13	15	2	2	2	0	30
	85	514	249	155	42	18	15	4	5	1	0	25
	86	562	284	184	41	10	11	1	4	1	0	26
	87	374	176	125	22	12	10	1	5	0	0	23

UNITED STATES SENATOR
DETAIL

LEGISLATIVE DISTRICT OR TOWN	ELECTION DISTRICT	TOTAL VOTES	KIRSTEN E. GILLIBRAND	WENDY LONG	WENDY LONG	KIRSTEN E. GILLIBRAND	KIRSTEN E. GILLIBRAND	COLIA CLARK	CHRIS EDES	JOHN MANGELLI	SCATTER	BLANK AND VOID
			DEM	REP	CON	WOR	IND	GRN	LBT	CSP		
Greece												
	88	389	189	114	29	15	13	0	3	1	5	20
	89	351	167	115	21	12	5	0	0	1	0	30
	90	498	225	158	46	16	12	0	4	0	0	37
	91	738	335	270	46	20	15	1	3	3	0	45
	92	597	328	148	44	22	7	0	3	1	0	44
	93	579	311	139	37	31	12	2	1	6	0	40
	94	411	197	118	27	21	18	4	5	2	0	19
	95	311	171	73	16	17	7	1	4	1	0	21
	96	525	276	147	31	18	18	1	5	5	0	24
	97	676	314	228	49	14	19	0	4	1	0	47
	98	625	317	182	38	27	16	4	3	2	0	36
	99	471	204	173	32	20	11	1	2	1	0	27
	100	617	288	200	43	17	16	1	5	4	0	43
	101	312	143	97	26	13	8	1	3	1	0	20
	102	654	317	184	44	43	13	2	7	0	1	43
	103	490	237	141	48	13	8	3	4	2	0	34
	104	480	257	123	30	20	17	0	2	1	0	30
	105	309	168	96	13	5	11	1	2	0	0	13
	106	383	187	124	30	15	4	0	0	0	0	23
	107	299	141	106	14	11	9	1	0	1	0	16
	108	274	130	86	17	11	8	0	3	2	0	17
	109	565	265	164	44	23	22	2	7	1	0	37
		<u>45,322</u>	<u>22,698</u>	<u>13,025</u>	<u>3,104</u>	<u>1,890</u>	<u>1,167</u>	<u>175</u>	<u>269</u>	<u>162</u>	<u>20</u>	<u>2,812</u>
Greece Hamlin												
	1	388	175	132	28	15	15	3	6	0	0	14
	2	458	164	185	42	16	14	7	6	2	0	22
	3	429	164	149	40	21	18	3	5	3	0	26
	4	299	116	110	31	14	13	2	4	0	1	8
	5	382	155	126	44	20	6	1	3	4	0	23
	6	305	146	101	22	12	9	1	2	2	2	8
	7	545	235	194	42	23	10	3	7	2	0	29

UNITED STATES SENATOR
DETAIL

LEGISLATIVE DISTRICT OR TOWN	ELECTION DISTRICT	TOTAL VOTES	KIRSTEN E. GILLIBRAND	WENDY LONG	WENDY LONG	KIRSTEN E. GILLIBRAND	KIRSTEN E. GILLIBRAND	COLIA CLARK	CHRIS EDES	JOHN MANGELLI	SCATTER	BLANK AND VOID
			DEM	REP	CON	WOR	IND	GRN	LBT	CSP		
Hamlin	8	294	132	96	25	12	5	2	6	0	0	16
	9	250	105	89	24	10	5	1	3	0	0	13
	10	476	184	174	43	34	11	2	6	2	0	20
Hamlin		3,826	1,576	1,356	341	177	106	25	48	15	3	179
Henrietta	1	540	272	166	32	17	16	3	6	1	0	27
	2	402	209	112	18	20	15	4	2	3	0	19
	3	289	188	49	12	13	6	6	5	1	0	9
	4	479	310	100	18	10	12	1	6	1	0	21
	5	421	237	97	29	20	8	3	2	2	0	23
	6	389	205	100	31	15	9	2	3	0	1	23
	7	365	202	101	23	5	8	1	6	1	0	18
	8	416	214	117	18	22	13	4	6	1	0	21
	9	385	237	77	24	10	6	2	4	0	0	25
	10	431	234	113	29	22	9	1	2	1	0	20
	11	387	247	77	17	13	6	0	2	1	0	24
	12	375	186	114	23	13	12	5	6	3	0	13
	13	606	326	153	39	22	19	3	6	3	0	35
	14	373	207	90	22	13	9	1	6	2	0	23
	15	486	278	102	24	21	19	5	7	3	0	27
	16	332	183	71	14	25	9	1	3	1	0	25
	17	468	274	110	34	15	14	3	2	0	0	16
	18	472	271	111	27	18	7	3	4	4	0	27
	19	395	209	127	21	12	8	2	3	2	0	11
	20	582	295	166	43	15	13	5	4	4	0	37
	21	319	198	73	19	11	10	1	0	0	0	7
	22	610	348	170	30	20	9	3	2	2	0	26
	23	372	213	93	16	17	8	3	3	2	0	17
	24	459	273	95	21	17	7	5	7	3	2	29
	25	387	191	119	28	20	12	3	1	1	0	12
	26	788	404	243	50	22	18	3	3	3	1	41

UNITED STATES SENATOR
DETAIL

LEGISLATIVE DISTRICT OR TOWN	ELECTION DISTRICT	TOTAL VOTES	KIRSTEN E. GILLIBRAND	WENDY LONG	WENDY LONG	KIRSTEN E. GILLIBRAND	KIRSTEN E. GILLIBRAND	COLIA CLARK	CHRIS EDES	JOHN MANGELLI	SCATTER	BLANK AND VOID
			DEM	REP	CON	WOR	IND	GRN	LBT	CSP		
Henrietta	27	659	320	211	40	24	18	4	5	0	0	37
	28	504	256	140	40	12	12	5	6	2	0	31
	29	1,095	638	276	60	29	28	2	8	2	0	52
	30	960	588	211	63	33	19	5	1	2	0	38
	31	289	186	53	15	10	5	0	4	1	0	15
	32	523	290	163	27	11	14	2	1	1	0	14
	33	338	195	86	12	17	6	3	2	1	0	16
	34	284	177	57	12	11	9	0	0	2	0	16
	35	583	319	154	34	24	13	1	4	1	0	33
Henrietta		16,763	9,380	4,297	965	599	406	95	132	57	4	828
Irondequoit	1	604	360	131	27	31	10	1	3	1	0	40
	2	300	168	81	15	12	10	0	0	2	0	12
	3	511	286	101	17	29	15	7	9	3	1	43
	4	366	194	100	22	14	16	4	3	1	0	12
	5	392	259	60	20	17	7	3	3	0	1	22
	6	595	357	118	28	32	23	5	6	2	1	23
	7	539	309	142	32	14	12	1	3	2	0	24
	8	394	212	117	22	7	13	6	2	0	0	15
	9	407	222	102	25	17	8	4	0	1	0	28
	10	410	230	111	26	11	11	0	4	0	0	17
	11	255	141	64	13	11	6	3	2	1	0	14
	12	346	217	57	13	15	15	0	2	1	0	26
	13	535	327	105	22	20	16	8	6	1	0	30
	14	476	253	116	32	18	20	6	5	2	0	24
	15	504	256	153	31	19	14	1	2	3	0	25
	16	692	407	160	36	24	17	2	9	1	0	36
	17	258	147	59	13	10	4	3	4	2	0	16
	18	427	257	115	16	9	8	1	3	2	0	16
	19	495	327	71	20	25	9	3	3	1	0	36
	20	352	179	110	18	11	14	3	3	1	0	13

UNITED STATES SENATOR
DETAIL

LEGISLATIVE DISTRICT OR TOWN	ELECTION DISTRICT	TOTAL VOTES	KIRSTEN E. GILLIBRAND	WENDY LONG	WENDY LONG	KIRSTEN E. GILLIBRAND	KIRSTEN E. GILLIBRAND	COLIA CLARK	CHRIS EDES	JOHN MANGELLI	SCATTER	BLANK AND VOID
			DEM	REP	CON	WOR	IND	GRN	LBT	CSP		
Irondequoit	21	396	233	92	22	14	8	3	4	0	0	20
	22	445	256	90	33	21	13	2	6	0	0	24
	23	383	245	71	14	20	8	1	3	1	0	20
	24	367	197	86	23	16	13	1	7	0	0	24
	25	420	252	86	23	18	15	3	1	2	1	19
	26	340	220	52	7	13	8	0	1	3	0	36
	27	249	122	71	13	6	17	0	2	2	0	16
	28	381	195	107	23	18	14	1	1	2	0	20
	29	345	201	72	12	14	11	3	2	1	0	29
	30	366	209	94	15	15	11	3	0	2	0	17
	31	518	327	106	25	20	14	1	1	1	0	23
	32	398	229	96	20	13	16	3	5	0	0	16
	33	307	155	81	15	14	13	5	4	1	1	18
	34	590	299	196	24	17	11	0	4	4	1	34
	35	297	187	53	10	14	6	4	3	0	1	19
	36	329	220	41	7	21	6	1	1	0	0	32
	37	325	164	108	6	11	5	3	1	3	0	24
	38	292	190	49	10	12	2	0	0	3	0	26
	39	132	66	39	6	6	0	0	0	0	0	15
	40	258	130	66	12	10	15	3	1	2	1	18
	41	405	248	78	14	19	9	4	2	5	0	26
	42	424	210	132	17	21	13	1	4	0	0	26
	43	347	205	75	23	13	6	1	4	1	0	19
	44	690	388	178	32	25	14	7	3	5	0	38
	45	316	188	87	11	7	6	2	1	1	1	12
	46	395	195	110	21	25	9	1	3	1	0	30
	47	153	90	42	5	7	0	0	0	0	0	9
	48	359	193	98	24	16	13	3	1	0	0	11
	49	352	168	109	16	22	14	3	2	0	2	16
	50	311	193	65	11	8	4	3	1	1	0	25
	51	488	276	116	29	17	17	4	6	5	0	18

UNITED STATES SENATOR
DETAIL

LEGISLATIVE DISTRICT OR TOWN	ELECTION DISTRICT	TOTAL VOTES	KIRSTEN E. GILLIBRAND	WENDY LONG	WENDY LONG	KIRSTEN E. GILLIBRAND	KIRSTEN E. GILLIBRAND	COLIA CLARK	CHRIS EDES	JOHN MANGELLI	SCATTER	BLANK AND VOID
			DEM	REP	CON	WOR	IND	GRN	LBT	CSP		
Irondequoit												
	52	482	279	94	20	25	13	1	9	3	1	37
	53	347	210	72	13	23	5	0	1	1	0	22
	54	122	76	22	6	3	3	0	0	2	0	10
	55	439	258	84	26	14	16	5	2	2	0	32
	56	339	198	90	19	7	4	1	0	0	0	20
	57	545	322	146	34	13	11	1	1	2	1	14
	58	445	248	99	22	24	16	1	2	2	0	31
	59	366	199	84	21	18	14	3	4	0	0	23
	60	427	223	101	28	25	14	6	4	1	0	25
	61	493	269	128	28	9	13	5	7	4	0	30
	62	422	218	118	26	15	23	1	2	2	0	17
	63	303	182	69	18	11	5	1	1	1	0	15
	64	217	159	23	4	7	1	0	1	0	0	22
	65	269	178	47	9	8	7	0	1	4	1	14
	66	237	184	23	7	4	1	1	2	1	0	14
	67	308	167	76	18	15	6	0	1	3	0	22
	68	364	220	82	14	12	9	0	3	2	0	22
Irondequoit		26,361	15,149	6,177	1,284	1,052	720	153	187	103	14	1,522
Mendon												
	1	743	335	277	60	16	25	4	2	1	1	22
	2	594	318	154	42	25	19	6	5	2	0	23
	3	669	283	258	61	7	17	6	7	1	0	29
	4	517	277	144	26	17	18	3	9	1	2	20
	5	640	270	246	58	16	16	1	9	1	0	23
	6	608	262	233	46	18	16	8	3	0	0	22
	7	667	279	282	46	5	13	4	7	2	0	29
	8	268	125	86	21	13	6	1	2	2	0	12
	9	519	240	178	37	21	11	0	9	0	0	23
Mendon		5,225	2,389	1,858	397	138	141	33	53	10	3	203

UNITED STATES SENATOR
DETAIL

LEGISLATIVE DISTRICT OR TOWN	ELECTION DISTRICT	TOTAL VOTES	KIRSTEN E. GILLIBRAND	WENDY LONG	WENDY LONG	KIRSTEN E. GILLIBRAND	KIRSTEN E. GILLIBRAND	COLIA CLARK	CHRIS EDES	JOHN MANGELLI	SCATTER	BLANK AND VOID
			DEM	REP	CON	WOR	IND	GRN	LBT	CSP		
Ogden	1	430	218	128	31	17	15	4	2	0	0	15
	2	488	230	150	46	15	18	2	4	1	0	22
	3	659	271	247	56	27	19	4	8	4	0	23
	4	461	207	159	49	16	3	1	5	0	0	21
	5	442	187	148	36	24	17	1	4	2	0	23
	6	585	292	191	32	21	17	3	5	0	0	24
	7	295	119	97	36	22	6	1	4	1	0	9
	8	540	239	195	30	26	6	2	5	3	0	34
	9	444	198	139	39	28	8	4	2	1	0	25
	10	439	190	151	39	24	12	0	5	0	0	18
	11	433	184	148	45	24	14	3	3	1	0	11
	12	589	241	198	49	30	18	4	2	5	0	42
	13	449	195	143	40	26	11	2	5	1	0	26
	14	461	201	169	39	10	16	4	5	2	0	15
	15	601	233	218	47	31	16	3	3	3	0	47
	16	317	106	139	33	13	7	0	1	1	0	17
	17	427	187	137	38	18	10	1	3	2	0	31
	18	616	282	209	46	23	9	6	5	3	1	32
	19	574	258	198	54	21	11	4	3	2	0	23
	20	546	218	200	69	11	16	2	5	1	0	24
		9,796	4,256	3,364	854	427	249	51	79	33	1	482
Ogden												
Parma	1	526	210	201	53	18	12	2	0	4	1	25
	2	623	277	213	53	23	16	0	4	4	1	32
	3	459	194	163	33	20	15	0	3	6	0	25
	4	474	158	190	55	24	7	1	1	5	0	33
	5	334	138	110	33	22	13	1	0	0	0	17
	6	219	71	95	26	2	8	0	1	1	0	15
	7	477	186	172	46	27	10	3	1	5	0	27
	8	620	271	229	39	22	15	3	3	0	0	38
	9	527	219	214	42	17	7	0	7	2	0	19

UNITED STATES SENATOR
DETAIL

LEGISLATIVE DISTRICT OR TOWN	ELECTION DISTRICT	TOTAL VOTES	KIRSTEN E. GILLIBRAND	WENDY LONG	WENDY LONG	KIRSTEN E. GILLIBRAND	KIRSTEN E. GILLIBRAND	COLIA CLARK	CHRIS EDES	JOHN MANGELLI	SCATTER	BLANK AND VOID
			DEM	REP	CON	WOR	IND	GRN	LBT	CSP		
Parma												
	10	494	179	180	59	20	20	0	2	2	0	32
	11	545	228	184	56	29	15	4	11	3	0	15
	12	555	267	162	31	30	16	2	6	6	0	35
	13	840	358	289	66	39	15	5	10	3	0	55
	14	428	180	134	40	23	14	5	2	2	0	28
	15	539	225	174	51	27	24	2	4	1	0	31
Parma		7,660	3,161	2,710	683	343	207	28	55	44	2	427
Penfield												
	1	215	120	51	20	6	10	2	1	0	0	5
	2	458	231	139	22	19	14	3	7	0	0	23
	3	353	146	123	34	16	15	3	2	0	0	14
	4	543	199	205	69	21	20	2	3	0	0	24
	5	458	245	116	29	18	18	3	4	4	0	21
	6	408	185	158	28	9	8	2	7	2	0	9
	7	455	220	145	37	15	16	1	3	1	0	17
	8	394	226	88	24	16	10	4	2	4	0	20
	9	556	332	140	29	17	13	1	1	0	0	23
	10	390	211	106	29	11	14	1	4	1	0	13
	11	310	167	94	16	15	5	1	1	3	0	8
	12	473	235	157	34	12	9	5	3	3	0	15
	13	533	272	149	40	19	13	2	1	5	0	32
	14	591	239	207	49	25	20	3	5	2	0	41
	15	688	355	228	32	9	26	4	2	2	0	30
	16	246	140	49	9	13	13	0	6	1	0	15
	17	478	257	146	25	16	15	5	2	0	0	12
	18	330	164	100	19	12	16	3	3	1	0	12
	19	662	337	223	36	13	21	1	2	1	0	28
	20	569	286	170	43	22	14	0	7	1	1	25
	21	549	315	126	36	22	13	3	3	4	0	27
	22	468	261	123	21	17	17	0	6	4	0	19
	23	653	329	196	40	20	25	4	6	1	1	31

UNITED STATES SENATOR
DETAIL

LEGISLATIVE DISTRICT OR TOWN	ELECTION DISTRICT	TOTAL VOTES	KIRSTEN E. GILLIBRAND	WENDY LONG	WENDY LONG	KIRSTEN E. GILLIBRAND	KIRSTEN E. GILLIBRAND	COLIA CLARK	CHRIS EDES	JOHN MANGELLI	SCATTER	BLANK AND VOID
			DEM	REP	CON	WOR	IND	GRN	LBT	CSP		
Penfield												
	24	629	297	214	39	21	21	1	10	2	0	24
	25	396	197	120	35	15	10	1	0	0	0	18
	26	322	158	105	13	11	8	0	3	1	0	23
	27	497	275	142	27	12	16	3	4	2	0	16
	28	432	237	114	25	14	9	1	8	1	0	23
	29	627	348	160	33	21	22	6	8	1	0	28
	30	831	405	273	52	26	16	4	7	4	0	44
	31	297	176	78	12	17	3	2	3	0	0	6
	32	330	214	75	10	8	10	1	1	0	0	11
	33	446	238	113	35	18	18	2	1	1	1	19
	34	468	232	147	28	14	10	2	0	3	0	32
	35	660	335	208	39	14	21	5	2	1	0	35
	36	481	257	140	27	22	13	1	3	1	0	17
	37	822	368	308	55	20	23	2	2	6	0	38
	38	333	153	123	22	9	7	1	0	1	0	17
	39	375	181	118	30	17	12	1	1	1	0	14
	40	655	311	215	22	24	15	5	4	7	0	52
	41	535	251	188	32	24	9	0	4	2	0	25
	42	405	184	153	16	13	9	3	7	5	0	15
Penfield		20,321	10,289	6,233	1,273	683	597	94	149	79	3	921
Perinton												
	1	684	334	245	41	13	18	2	5	2	1	23
	2	573	303	192	27	10	15	2	5	2	0	17
	3	409	218	134	12	11	10	3	5	0	0	16
	4	409	231	111	18	13	12	1	4	4	0	15
	5	276	147	82	13	13	10	2	0	0	0	9
	6	406	245	96	21	14	11	2	4	1	0	12
	7	531	299	138	27	12	20	5	5	2	0	23
	8	473	243	147	32	9	11	1	3	1	2	24
	9	633	308	211	40	19	22	3	5	2	0	23
	10	535	293	158	35	12	15	0	3	1	0	18

UNITED STATES SENATOR
DETAIL

LEGISLATIVE DISTRICT OR TOWN	ELECTION DISTRICT	TOTAL VOTES	KIRSTEN E. GILLIBRAND	WENDY LONG	WENDY LONG	KIRSTEN E. GILLIBRAND	KIRSTEN E. GILLIBRAND	COLIA CLARK	CHRIS EDES	JOHN MANGELLI	SCATTER	BLANK AND VOID
			DEM	REP	CON	WOR	IND	GRN	LBT	CSP		
Perinton	11	347	182	95	24	16	9	2	5	1	0	13
	12	440	252	126	22	12	8	1	1	1	0	17
	13	401	184	172	15	6	6	3	2	1	0	12
	14	459	242	144	25	14	9	1	3	0	0	21
	15	480	252	142	21	13	14	1	5	2	1	29
	16	367	201	107	24	4	13	1	5	1	0	11
	17	476	251	142	26	17	15	0	8	4	0	13
	18	473	235	148	32	15	19	2	2	2	1	17
	19	449	245	134	25	13	7	4	6	0	0	15
	20	458	224	142	35	10	12	1	1	3	0	30
	21	550	300	155	28	23	16	5	3	1	1	18
	22	336	160	105	22	15	11	4	3	0	0	16
	23	663	335	228	30	20	13	3	6	3	0	25
	24	778	370	288	32	16	22	0	2	2	1	45
	25	371	228	81	16	12	12	5	3	0	0	14
	26	523	263	175	34	16	11	2	5	0	0	17
	27	363	189	113	27	13	7	4	0	0	0	10
	28	386	201	117	26	14	13	0	6	0	0	9
	29	286	164	74	14	11	6	0	3	0	0	14
	30	480	239	150	27	15	16	4	3	1	0	25
	31	552	272	189	31	19	15	2	3	0	0	21
	32	444	248	124	19	13	9	2	3	1	0	25
	33	501	253	165	30	17	12	5	4	0	0	15
	34	569	261	216	25	11	22	1	2	2	0	29
	35	400	222	120	24	8	11	1	3	1	0	10
	36	337	183	89	18	11	5	4	6	2	0	19
	37	496	276	132	31	15	14	4	2	2	0	20
	38	587	319	167	28	22	13	1	6	2	0	29
	39	571	295	170	33	15	15	2	5	3	0	33
	40	360	164	127	21	8	10	3	6	2	0	19
	41	333	175	94	23	5	13	1	2	2	0	18

UNITED STATES SENATOR
DETAIL

LEGISLATIVE DISTRICT OR TOWN	ELECTION DISTRICT	TOTAL VOTES	KIRSTEN E. GILLIBRAND	WENDY LONG	WENDY LONG	KIRSTEN E. GILLIBRAND	KIRSTEN E. GILLIBRAND	COLIA CLARK	CHRIS EDES	JOHN MANGELLI	SCATTER	BLANK AND VOID
			DEM	REP	CON	WOR	IND	GRN	LBT	CSP		
Perinton	42	503	289	141	13	9	17	1	5	1	0	27
	43	822	411	284	42	22	24	2	6	1	0	30
	44	415	198	156	18	5	15	1	3	0	0	19
	45	709	355	256	38	17	13	1	9	0	0	20
	46	290	168	67	24	12	4	3	2	0	0	10
	47	542	266	185	29	14	16	0	6	0	1	25
	48	381	235	98	14	14	7	2	4	0	0	7
	49	410	201	154	32	5	10	1	3	0	0	4
	50	228	147	32	7	10	4	2	2	1	0	23
	51	589	215	276	38	10	18	2	3	1	0	26
	52	500	232	174	30	11	11	3	2	2	0	35
	53	405	197	135	26	9	11	6	1	1	0	19
	54	834	380	318	44	22	18	3	6	2	0	41
	55	463	236	176	20	4	14	1	0	0	0	12
	56	686	328	256	38	15	9	2	4	0	0	34
Perinton		26,942	13,864	8,653	1,467	724	713	120	209	63	8	1,121
Pittsford	1	371	216	96	13	15	10	5	1	0	0	15
	2	410	247	102	17	12	15	3	3	1	0	10
	3	659	336	239	16	11	14	1	1	0	0	41
	4	555	298	195	18	19	5	2	2	0	0	16
	5	374	230	89	16	18	3	0	4	0	1	13
	6	348	229	72	5	12	6	1	3	0	0	20
	7	220	135	51	13	7	3	0	2	1	0	8
	8	466	200	205	25	7	14	2	2	0	0	11
	9	512	274	163	28	9	11	0	3	0	1	23
	10	616	289	247	27	7	14	3	6	0	0	23
	11	398	213	115	24	11	11	2	1	1	0	20
	12	458	225	172	18	9	14	6	2	2	0	10
	13	325	176	103	15	12	6	1	3	0	0	9
	14	588	288	219	28	10	15	7	3	2	1	15

UNITED STATES SENATOR
DETAIL

LEGISLATIVE DISTRICT OR TOWN	ELECTION DISTRICT	TOTAL VOTES	KIRSTEN E. GILLIBRAND	WENDY LONG	WENDY LONG	KIRSTEN E. GILLIBRAND	KIRSTEN E. GILLIBRAND	COLIA CLARK	CHRIS EDES	JOHN MANGELLI	SCATTER	BLANK AND VOID
			DEM	REP	CON	WOR	IND	GRN	LBT	CSP		
Pittsford												
	15	439	244	112	22	18	15	2	7	2	0	17
	16	373	208	116	15	7	11	3	5	1	0	7
	17	603	353	177	22	12	20	4	3	2	0	10
	18	436	244	136	18	10	6	0	3	0	0	19
	19	279	134	83	26	12	10	2	1	0	1	10
	20	490	271	150	20	9	8	3	2	0	0	27
	21	514	294	144	27	10	13	0	6	1	0	19
	22	549	323	158	24	12	8	4	5	1	0	14
	23	415	216	135	27	7	12	1	3	1	0	13
	24	570	280	206	29	6	10	1	8	0	0	30
	25	609	317	224	21	11	9	1	3	0	0	23
	26	479	242	156	28	20	10	3	5	0	0	15
	27	434	225	147	26	10	9	0	4	0	0	13
	28	430	244	125	15	5	12	7	4	0	0	18
	29	448	227	141	18	10	22	2	4	2	0	22
	30	423	222	146	17	14	10	2	2	0	0	10
	31	571	312	174	34	10	10	3	2	3	0	23
	32	492	289	158	9	7	10	0	1	1	1	16
	33	702	327	270	35	15	14	1	7	4	0	29
	34	724	345	292	21	12	16	4	1	3	0	30
Pittsford		16,280	8,673	5,318	717	376	376	76	112	28	5	599
Riga												
	1	718	305	269	46	33	12	3	5	2	0	43
	2	531	200	209	51	21	19	4	4	0	0	23
	3	369	180	112	27	8	15	2	3	1	0	21
	4	440	192	154	38	17	6	5	7	1	1	19
	5	447	155	186	36	20	18	1	2	1	0	28
	6	445	160	172	50	21	11	2	3	3	1	22
Riga		2,950	1,192	1,102	248	120	81	17	24	8	2	156

UNITED STATES SENATOR
DETAIL

LEGISLATIVE DISTRICT OR TOWN	ELECTION DISTRICT	TOTAL VOTES	KIRSTEN E. GILLIBRAND	WENDY LONG	WENDY LONG	KIRSTEN E. GILLIBRAND	KIRSTEN E. GILLIBRAND	COLIA CLARK	CHRIS EDES	JOHN MANGELLI	SCATTER	BLANK AND VOID
			DEM	REP	CON	WOR	IND	GRN	LBT	CSP		
Rush												
	1	564	261	196	37	27	15	2	8	2	0	16
	2	399	174	145	36	9	15	1	1	1	0	17
	3	551	282	155	42	20	14	7	6	3	0	22
	4	567	240	215	43	28	9	6	6	2	0	18
Rush		2,081	957	711	158	84	53	16	21	8	0	73
Sweden												
	1	460	234	123	36	16	9	2	7	1	0	32
	2	309	184	65	15	15	9	0	0	2	1	18
	3	550	311	125	35	20	13	11	4	4	0	27
	4	570	270	184	44	18	16	4	3	2	0	29
	5	146	82	38	3	4	2	1	4	0	0	12
	6	399	198	108	35	18	11	1	3	1	0	24
	7	458	230	155	33	11	7	3	5	0	0	14
	8	385	141	148	33	24	10	2	2	1	0	24
	9	382	178	107	23	17	13	7	5	1	0	31
	10	569	228	208	62	13	22	2	7	0	0	27
	11	181	93	34	11	16	5	2	2	1	1	16
	12	406	166	140	41	13	14	1	2	1	1	27
Sweden		4,815	2,315	1,435	371	185	131	36	44	14	3	281
Webster												
	1	474	257	150	29	14	14	0	1	0	0	9
	2	623	325	176	28	28	12	8	7	0	0	39
	3	541	291	158	38	12	20	1	4	0	0	17
	4	257	132	80	13	5	7	3	1	1	0	15
	5	498	285	128	26	22	11	2	4	2	0	18
	6	424	238	115	15	14	12	0	1	0	0	29
	7	553	293	162	27	22	10	4	5	5	0	25
	8	453	216	141	36	18	11	4	2	1	0	24
	9	463	212	161	36	17	14	1	6	0	0	16
	10	986	455	351	58	38	27	2	5	1	0	49
	11	514	241	164	36	20	17	4	5	1	0	26

UNITED STATES SENATOR
DETAIL

LEGISLATIVE DISTRICT OR TOWN	ELECTION DISTRICT	TOTAL VOTES	KIRSTEN E. GILLIBRAND	WENDY LONG	WENDY LONG	KIRSTEN E. GILLIBRAND	KIRSTEN E. GILLIBRAND	COLIA CLARK	CHRIS EDES	JOHN MANGELLI	SCATTER	BLANK AND VOID
			DEM	REP	CON	WOR	IND	GRN	LBT	CSP		
Webster	12	594	273	217	42	12	15	2	7	0	0	26
	13	425	197	153	29	13	14	3	3	1	0	12
	14	427	228	111	33	13	13	3	4	3	0	19
	15	388	190	123	28	12	10	2	2	2	0	19
	16	640	339	187	36	20	17	1	2	1	0	37
	17	481	219	174	30	16	14	4	5	2	0	17
	18	370	190	108	23	8	16	1	1	0	0	23
	19	742	332	279	44	18	22	7	4	2	0	34
	20	636	289	223	46	21	22	0	4	2	0	29
	21	587	294	187	33	21	11	3	8	0	0	30
	22	526	261	152	44	22	8	3	5	2	0	29
	23	432	217	145	20	7	18	3	3	0	0	19
	24	1,132	558	345	85	42	25	9	10	0	0	58
	25	484	272	127	24	17	13	2	2	3	0	24
	26	505	260	134	43	11	11	2	4	3	0	37
	27	413	190	135	32	15	8	3	4	2	0	24
	28	480	206	170	39	20	15	1	3	1	0	25
	29	347	200	91	19	7	8	1	1	0	0	20
	30	350	195	80	12	20	9	3	3	2	0	26
	31	624	303	203	39	13	10	2	4	4	0	46
	32	585	268	210	44	21	16	2	2	1	0	21
	33	534	258	166	39	19	20	4	4	4	0	20
	34	287	140	91	19	8	12	1	0	1	0	15
	35	337	158	115	39	5	7	0	2	3	0	8
	36	449	216	158	29	10	12	1	2	2	0	19
	37	798	407	258	36	31	24	6	5	1	0	30
	38	613	353	144	38	15	14	2	5	5	0	37
	39	470	245	153	23	7	12	1	2	0	0	27
	40	758	373	248	58	16	15	1	4	2	0	41
	41	623	287	214	41	17	19	2	6	5	0	32
	42	470	238	141	38	17	17	0	4	2	1	12

UNITED STATES SENATOR
DETAIL

LEGISLATIVE DISTRICT OR TOWN	ELECTION DISTRICT	TOTAL VOTES	KIRSTEN E. GILLIBRAND	WENDY LONG	WENDY LONG	KIRSTEN E. GILLIBRAND	KIRSTEN E. GILLIBRAND	COLIA CLARK	CHRIS EDES	JOHN MANGELLI	SCATTER	BLANK AND VOID
			DEM	REP	CON	WOR	IND	GRN	LBT	CSP		
Webster	43	377	193	117	24	12	9	3	1	1	0	17
Webster		22,670	11,294	7,145	1,471	716	611	107	157	68	1	1,100
Wheatland	1	449	227	132	30	19	11	4	4	1	0	21
	2	451	191	154	39	25	12	0	2	1	0	27
	3	570	301	164	28	32	11	3	3	1	1	26
	4	471	206	159	36	20	17	2	5	1	0	25
	5	520	209	206	51	17	13	2	2	1	0	19
Wheatland		2,461	1,134	815	184	113	64	11	16	5	1	118
TOWNS		264,505	136,950	77,186	16,206	9,571	6,866	1,358	1,920	860	79	13,509
GRAND TOTAL:		336,411	189,172	83,577	17,746	12,614	7,995	2,021	2,432	1,085	106	19,663

STATE SUPREME COURT JUSTICE
7TH JUDICIAL DISTRICT
(VOTE FOR 2)
SUMMARY

LEGISLATIVE DISTRICT OR TOWN	TOTAL VOTES	SEAN E. GLEASON	J. SCOTT ODORISI	GAIL DONOFRIO	DAVID MICHAEL BARRY	GAIL DONOFRIO	DAVID MICHAEL BARRY	GAIL DONOFRIO	J. SCOTT ODORISI	SCATTER	BLANK AND VOID
		DEM	DEM	REP	REP	CON	CON	WOR	WOR		
Leg. Dist. 07	1,714	342	334	318	290	67	56	48	41	0	218
Leg. Dist. 16	20	3	4	4	4	0	0	1	1	0	3
Leg. Dist. 21	18,174	5,668	5,710	1,653	1,046	328	312	603	596	7	2,251
Leg. Dist. 22	14,396	5,149	5,134	533	338	106	100	290	241	2	2,503
Leg. Dist. 23	19,402	5,268	5,691	2,568	1,699	416	429	585	609	12	2,125
Leg. Dist. 24	11,750	3,415	3,487	1,279	868	215	211	504	542	12	1,217
Leg. Dist. 25	16,502	5,772	5,753	716	460	137	134	356	352	4	2,818
Leg. Dist. 26	11,656	2,683	2,799	1,814	1,386	375	398	344	287	4	1,566
Leg. Dist. 27	21,220	7,412	7,470	1,171	680	254	236	483	416	8	3,090
Leg. Dist. 28	12,588	3,791	3,869	1,085	725	255	214	413	355	2	1,879
Leg. Dist. 29	15,858	5,040	5,067	1,181	818	246	229	431	376	1	2,469
CITY	143,280	44,543	45,318	12,322	8,314	2,399	2,319	4,058	3,816	52	20,139
Brighton	36,058	8,756	9,545	6,424	4,503	820	831	883	870	8	3,418
Chili	28,806	4,488	5,056	6,911	5,479	1,380	1,378	737	670	6	2,701
Clarkson	5,836	790	819	1,490	1,222	326	336	135	128	2	588
East Rochester	5,382	902	1,612	1,093	566	186	122	154	222	0	525
Gates	25,608	4,493	5,205	5,704	4,111	990	946	714	631	1	2,813
Greece	90,480	13,362	14,767	21,552	18,189	4,275	4,472	2,215	1,974	26	9,648
Hamlin	7,628	901	967	2,040	1,679	448	447	229	229	5	683
Henrietta	33,442	6,511	7,218	6,960	5,237	1,286	1,253	820	773	3	3,381
Irondequoit	52,572	9,864	11,359	11,275	7,956	1,873	1,787	1,478	1,354	28	5,598
Mendon	10,414	1,833	1,732	2,570	2,047	510	491	205	197	4	825
Ogden	19,544	2,436	2,818	5,250	4,154	1,061	1,048	485	445	2	1,845
Parma	15,296	1,669	1,815	4,081	3,460	904	934	364	363	3	1,703
Penfield	40,540	6,437	8,061	10,057	7,405	1,667	1,597	908	936	6	3,466
Perinton	53,730	8,709	10,962	13,642	10,051	1,958	1,854	1,004	1,154	18	4,378
Pittsford	32,438	5,762	6,854	8,285	6,024	939	908	552	640	12	2,462
Riga	5,888	689	767	1,606	1,352	327	320	129	117	2	579
Rush	4,154	613	697	1,075	851	187	182	88	93	0	368
Sweden	9,600	1,556	1,717	2,171	1,679	472	464	234	251	14	1,042
Webster	45,266	6,578	7,660	11,561	9,268	1,980	2,003	966	938	8	4,304
Wheatland	4,912	749	805	1,209	945	243	251	126	109	2	473
TOWNS	527,594	87,098	100,436	124,956	96,178	21,832	21,624	12,426	12,094	150	50,800
GRAND TOTAL:	670,874	131,641	145,754	137,278	104,492	24,231	23,943	16,484	15,910	202	70,939

STATE SUPREME COURT JUSTICE
7TH JUDICIAL DISTRICT
(VOTE FOR 2)
DETAIL

LEGISLATIVE DISTRICT OR TOWN	ELECTION DISTRICT	TOTAL VOTES	SEAN E. GLEASON	J. SCOTT ODORISI	GAIL DONOFRIO	DAVID MICHAEL BARRY	GAIL DONOFRIO	DAVID MICHAEL BARRY	GAIL DONOFRIO	J. SCOTT ODORISI	SCATTER	BLANK AND VOID
			DEM	DEM	REP	REP	CON	CON	WOR	WOR		
Leg. Dist. 07	1	1,014	181	181	213	208	46	38	26	22	0	99
	2	700	161	153	105	82	21	18	22	19	0	119
Leg. Dist. 07		1,714	342	334	318	290	67	56	48	41	0	218
Leg. Dist. 16	1	20	3	4	4	4	0	0	1	1	0	3
Leg. Dist. 16		20	3	4	4	4	0	0	1	1	0	3
Leg. Dist. 21	1	718	209	201	85	53	15	10	31	32	0	82
	2	622	170	172	77	48	22	25	31	30	0	47
	3	434	131	134	29	24	13	11	16	13	0	63
	4	430	133	142	44	22	4	6	16	13	2	48
	5	398	111	113	47	30	7	9	17	22	1	41
	6	716	232	211	65	46	7	10	21	21	1	102
	7	1,084	305	324	133	76	23	27	33	37	0	126
	8	322	106	107	28	11	3	4	20	21	0	22
	9	726	213	231	94	55	15	12	22	18	0	66
	10	884	248	257	139	96	16	15	22	26	0	65
	11	850	295	297	55	31	9	6	11	17	0	129
	12	1,474	417	403	164	106	27	30	59	55	0	213
	13	500	169	158	37	24	11	8	21	35	0	37
	14	294	86	88	31	23	10	9	11	12	0	24
	15	886	264	272	75	44	16	16	37	34	0	128
	16	444	144	153	38	26	9	5	13	11	0	45
	17	780	241	244	55	32	16	17	43	28	0	104
	18	816	291	298	34	23	8	8	21	17	0	116
	19	468	160	160	21	12	6	6	15	15	3	70
	20	400	95	103	56	39	9	8	17	19	0	54
	21	648	221	225	33	22	5	5	21	15	0	101

STATE SUPREME COURT JUSTICE
7TH JUDICIAL DISTRICT
(VOTE FOR 2)
DETAIL

LEGISLATIVE DISTRICT OR TOWN	ELECTION DISTRICT	TOTAL VOTES	SEAN E. GLEASON	J. SCOTT ODORISI	GAIL DONOFRIO	DAVID MICHAEL BARRY	GAIL DONOFRIO	DAVID MICHAEL BARRY	GAIL DONOFRIO	J. SCOTT ODORISI	SCATTER	BLANK AND VOID
			DEM	DEM	REP	REP	CON	CON	WOR	WOR		
Leg. Dist. 21												
	22	954	348	332	44	27	18	13	11	17	0	144
	23	802	263	267	53	30	17	13	30	21	0	108
	24	944	253	258	137	101	23	20	30	32	0	90
	25	762	292	294	26	12	7	12	21	13	0	85
	26	240	75	76	23	17	4	3	4	5	0	33
	27	578	196	190	30	16	8	4	9	17	0	108
Leg. Dist. 21		18,174	5,668	5,710	1,653	1,046	328	312	603	596	7	2,251
Leg. Dist. 22												
	1	974	330	338	51	33	6	3	27	23	1	162
	2	416	143	146	10	2	0	0	7	6	0	102
	3	614	224	214	23	14	7	7	10	11	0	104
	4	342	113	114	9	4	3	2	9	7	0	81
	5	508	180	178	18	9	4	5	19	14	0	81
	6	486	174	168	11	8	1	1	9	4	0	110
	7	390	141	133	10	3	3	1	4	10	0	85
	8	616	215	206	34	22	7	8	18	19	0	87
	9	502	202	196	10	11	1	1	3	4	0	74
	10	566	242	239	4	3	1	1	3	2	0	71
	11	608	208	207	21	14	8	5	19	14	0	112
	12	472	168	169	7	5	1	3	1	5	0	113
	13	286	97	97	6	1	1	1	4	6	0	73
	14	604	196	199	31	20	3	5	24	13	1	112
	15	860	324	325	20	7	3	3	13	11	0	154
	16	328	112	110	20	8	3	8	12	7	0	48
	17	294	123	124	6	4	3	3	0	0	0	31
	18	390	141	139	7	6	2	4	8	4	0	79
	19	474	154	162	15	9	8	6	11	10	0	99
	20	686	277	283	20	13	4	2	4	10	0	73
	21	456	155	148	14	9	3	2	13	5	0	107

STATE SUPREME COURT JUSTICE
7TH JUDICIAL DISTRICT
(VOTE FOR 2)
DETAIL

LEGISLATIVE DISTRICT OR TOWN	ELECTION DISTRICT	TOTAL VOTES	SEAN E. GLEASON	J. SCOTT ODORISI	GAIL DONOFRIO	DAVID MICHAEL BARRY	GAIL DONOFRIO	DAVID MICHAEL BARRY	GAIL DONOFRIO	J. SCOTT ODORISI	SCATTER	BLANK AND VOID
			DEM	DEM	REP	REP	CON	CON	WOR	WOR		
Leg. Dist. 22												
	22	764	268	273	24	15	5	2	19	18	0	140
	23	512	201	197	7	1	1	1	6	3	0	95
	24	286	109	109	15	7	1	2	5	4	0	34
	25	866	252	266	86	62	16	12	17	11	0	144
	26/25-19	404	131	138	33	35	5	3	6	5	0	48
	27	692	269	256	21	13	6	9	19	15	0	84
Leg. Dist. 22		14,396	5,149	5,134	533	338	106	100	290	241	2	2,503
Leg. Dist. 23												
	1	366	94	121	58	25	9	8	10	14	0	27
	2	650	210	200	62	34	10	10	14	20	3	87
	3	474	128	138	56	37	8	6	24	24	0	53
	4	1,032	284	316	138	95	25	25	18	28	0	103
	5	430	119	128	47	31	6	10	16	13	1	59
	6	472	131	142	62	43	14	10	15	13	0	42
	7	750	228	236	84	55	13	10	12	28	0	84
	8	698	192	207	69	49	14	12	35	27	0	93
	9	490	134	150	79	54	8	8	8	9	0	40
	10	616	175	191	75	52	9	12	17	15	0	70
	11	704	182	197	95	72	12	10	33	31	0	72
	12	850	225	257	134	89	17	18	21	20	0	69
	13	672	166	189	100	80	19	20	15	16	2	65
	14	732	220	224	73	47	16	14	28	30	2	78
	15	460	127	138	52	25	9	11	18	19	0	61
	16	336	95	106	46	25	6	8	12	10	0	28
	17	976	260	261	118	85	26	26	26	38	1	135
	18	1,354	335	368	211	137	45	36	31	32	0	159
	19	714	185	197	118	68	16	16	24	21	0	69
	20	722	200	218	80	59	12	15	24	22	0	92
	21	622	153	169	96	58	14	18	30	22	1	61

STATE SUPREME COURT JUSTICE
7TH JUDICIAL DISTRICT
(VOTE FOR 2)
DETAIL

LEGISLATIVE DISTRICT OR TOWN	ELECTION DISTRICT	TOTAL VOTES	SEAN E. GLEASON	J. SCOTT ODORISI	GAIL DONOFRIO	DAVID MICHAEL BARRY	GAIL DONOFRIO	DAVID MICHAEL BARRY	GAIL DONOFRIO	J. SCOTT ODORISI	SCATTER	BLANK AND VOID
			DEM	DEM	REP	REP	CON	CON	WOR	WOR		
Leg. Dist. 23												
	22	598	155	165	111	67	8	11	16	17	1	47
	23	432	124	130	48	32	7	9	21	14	0	47
	24	710	181	198	106	75	17	19	15	12	0	87
	25	968	248	288	138	90	25	30	27	25	0	97
	26	1,074	271	312	161	113	25	22	29	35	1	105
	27	530	140	150	76	57	16	18	12	14	0	47
	28/24-20/25-28	854	277	267	61	35	8	13	28	33	0	132
	29	116	29	28	14	10	2	4	6	7	0	16
Leg. Dist. 23		19,402	5,268	5,691	2,568	1,699	416	429	585	609	12	2,125
Leg. Dist. 24												
	1	820	237	255	81	51	18	14	40	40	1	83
	2/22	618	191	203	54	40	5	7	35	31	0	52
	3/23	640	199	215	64	49	11	8	24	21	0	49
	4	938	265	259	94	59	16	21	53	61	2	108
	5/24	720	180	188	118	74	13	16	18	23	0	90
	6	556	157	154	67	58	10	11	20	22	1	56
	7	444	115	130	76	53	10	10	13	9	0	28
	8	682	186	179	97	66	18	17	26	29	0	64
	9	478	110	119	73	52	20	14	23	24	2	41
	10	808	250	260	68	43	12	9	44	41	0	81
	11	464	146	140	40	32	9	7	16	13	0	61
	12	186	72	69	6	3	3	1	3	3	0	26
	13	770	258	240	56	39	12	17	37	52	2	57
	14/21	964	269	297	97	57	14	14	53	64	2	97
	15	782	233	220	77	50	16	18	31	35	0	102
	16	664	187	185	78	53	10	10	25	36	2	78
	17	268	66	61	38	35	4	2	7	8	0	47
	18	800	246	264	80	45	13	13	35	30	0	74

STATE SUPREME COURT JUSTICE
7TH JUDICIAL DISTRICT
(VOTE FOR 2)
DETAIL

LEGISLATIVE DISTRICT OR TOWN	ELECTION DISTRICT	TOTAL VOTES	SEAN E. GLEASON	J. SCOTT ODORISI	GAIL DONOFRIO	DAVID MICHAEL BARRY	GAIL DONOFRIO	DAVID MICHAEL BARRY	GAIL DONOFRIO	J. SCOTT ODORISI	SCATTER	BLANK AND VOID
			DEM	DEM	REP	REP	CON	CON	WOR	WOR		
Leg. Dist. 24	19	148	48	49	15	9	1	2	1	0	0	23
Leg. Dist. 24		11,750	3,415	3,487	1,279	868	215	211	504	542	12	1,217
Leg. Dist. 25	1	904	287	299	76	52	11	15	18	19	1	126
	2	798	280	280	16	8	6	7	22	18	0	161
	3	964	363	360	31	26	7	4	18	11	0	144
	4/14	604	196	209	39	26	9	9	21	16	0	79
	5	740	302	298	14	7	3	3	8	4	0	101
	6/24	752	222	214	56	50	8	10	28	36	0	128
	7	716	274	280	10	5	3	3	13	11	0	117
	8	918	349	353	10	4	1	2	11	10	0	178
	9	458	177	162	2	3	2	0	6	7	0	99
	10	764	297	300	46	16	4	6	5	10	0	80
	11	476	190	187	14	3	3	0	7	5	0	67
	12	542	151	149	48	40	8	8	30	33	0	75
	13	1,042	386	393	20	7	2	5	20	11	0	198
	15	672	253	239	11	5	1	3	13	10	0	137
	16	746	248	234	32	16	3	5	19	23	0	166
	17	648	223	231	12	3	4	3	13	12	0	147
	18	836	303	291	27	20	9	7	11	12	1	155
	20/25	1,102	311	329	86	59	12	10	20	20	0	255
	21/28-12	932	331	342	43	23	10	4	22	21	2	134
	22	538	179	179	35	24	10	10	12	9	0	80
	23	412	137	126	20	18	8	5	13	16	0	69
	26/27	356	107	100	29	23	6	10	13	18	0	50
	29/30	582	206	198	39	22	7	5	13	20	0	72
Leg. Dist. 25		16,502	5,772	5,753	716	460	137	134	356	352	4	2,818

STATE SUPREME COURT JUSTICE
7TH JUDICIAL DISTRICT
(VOTE FOR 2)
DETAIL

LEGISLATIVE DISTRICT OR TOWN	ELECTION DISTRICT	TOTAL VOTES	SEAN E. GLEASON	J. SCOTT ODORISI	GAIL DONOFRIO	DAVID MICHAEL BARRY	GAIL DONOFRIO	DAVID MICHAEL BARRY	GAIL DONOFRIO	J. SCOTT ODORISI	SCATTER	BLANK AND VOID
			DEM	DEM	REP	REP	CON	CON	WOR	WOR		
Leg. Dist. 26												
	1	1,144	213	232	234	176	51	62	32	22	0	122
	2	510	105	109	93	67	20	23	14	12	0	67
	3	326	60	67	57	47	16	9	11	12	0	47
	4	554	110	108	99	89	25	22	16	11	0	74
	5	548	127	127	72	53	17	20	12	16	0	104
	6	554	160	154	55	40	15	13	12	10	0	95
	7	760	206	212	80	59	21	18	26	20	2	116
	8	808	254	258	70	49	10	6	15	15	0	131
	9	796	209	212	95	74	25	26	28	31	0	96
	10	862	245	254	87	64	18	18	40	30	0	106
	11	666	148	157	108	90	18	20	18	15	0	92
	12	646	95	119	156	106	19	24	22	11	0	94
	13	728	139	141	145	128	27	33	18	13	0	84
	14	746	144	160	136	99	37	37	29	22	0	82
	15	696	203	205	77	57	17	19	19	16	0	83
	16	718	138	145	141	102	23	29	18	19	0	103
	17	594	127	139	109	86	16	19	14	12	2	70
Leg. Dist. 26		11,656	2,683	2,799	1,814	1,386	375	398	344	287	4	1,566
Leg. Dist. 27												
	1	924	317	327	58	32	15	15	21	11	0	128
	2	994	337	339	68	46	16	13	29	23	1	122
	3	700	233	230	53	43	15	14	17	20	0	75
	4	1,006	346	363	60	36	14	12	27	21	0	127
	5	934	337	346	40	24	8	5	28	17	0	129
	6	986	378	371	33	16	4	4	12	15	0	153
	7	902	297	296	75	39	10	8	21	24	0	132
	8	1,528	585	563	44	26	11	10	24	17	2	246
	9	964	367	364	37	19	2	6	22	15	0	132
	10	806	251	260	65	44	16	16	21	21	1	111

STATE SUPREME COURT JUSTICE
7TH JUDICIAL DISTRICT
(VOTE FOR 2)
DETAIL

LEGISLATIVE DISTRICT OR TOWN	ELECTION DISTRICT	TOTAL VOTES	SEAN E. GLEASON	J. SCOTT ODORISI	GAIL DONOFRIO	DAVID MICHAEL BARRY	GAIL DONOFRIO	DAVID MICHAEL BARRY	GAIL DONOFRIO	J. SCOTT ODORISI	SCATTER	BLANK AND VOID
			DEM	DEM	REP	REP	CON	CON	WOR	WOR		
Leg. Dist. 27												
	11	1,028	351	350	61	40	19	11	15	11	0	170
	12	788	264	273	50	21	14	15	26	25	0	100
	13	910	346	340	32	18	8	10	19	19	0	118
	14	728	254	242	34	12	5	7	11	17	0	146
	15	796	268	267	31	14	10	6	29	18	2	151
	16	926	334	343	35	17	10	11	14	12	0	150
	17	1,026	386	395	47	34	3	7	11	6	0	137
	18	930	295	307	93	57	25	15	25	15	0	98
	19	992	370	377	29	15	5	6	19	28	0	143
	20	672	246	251	18	9	4	7	21	11	0	105
	21	478	173	179	25	14	8	7	8	9	0	55
	22	728	208	216	66	33	13	14	19	17	1	141
	23	572	224	222	12	5	3	1	10	11	1	83
	25	422	107	111	49	31	10	10	21	18	0	65
	26	480	138	138	56	35	6	6	13	15	0	73
Leg. Dist. 27		21,220	7,412	7,470	1,171	680	254	236	483	416	8	3,090
Leg. Dist. 28												
	1	764	244	227	53	44	21	18	32	37	0	88
	2	496	129	132	47	33	13	10	28	24	2	78
	3	462	155	156	28	17	5	4	13	16	0	68
	4	490	154	146	36	20	10	9	14	14	0	87
	5	438	105	115	66	37	10	12	11	11	0	71
	6	932	284	290	88	70	19	14	34	26	0	107
	7	1,190	343	345	128	80	28	21	40	40	0	165
	8	686	241	246	37	10	11	10	10	7	0	114
	9	748	197	199	82	69	19	18	23	18	0	123
	10	308	94	104	20	11	5	3	10	9	0	52
	11	596	184	196	39	21	10	11	21	17	0	97
	13	736	223	230	41	31	18	15	21	15	0	142

STATE SUPREME COURT JUSTICE
7TH JUDICIAL DISTRICT
(VOTE FOR 2)
DETAIL

LEGISLATIVE DISTRICT OR TOWN	ELECTION DISTRICT	TOTAL VOTES	SEAN E. GLEASON	J. SCOTT ODORISI	GAIL DONOFRIO	DAVID MICHAEL BARRY	GAIL DONOFRIO	DAVID MICHAEL BARRY	GAIL DONOFRIO	J. SCOTT ODORISI	SCATTER	BLANK AND VOID
			DEM	DEM	REP	REP	CON	CON	WOR	WOR		
Leg. Dist. 28												
	14	710	232	234	51	34	14	12	18	16	0	99
	15	376	125	121	24	12	8	5	12	10	0	59
	16	588	163	182	53	36	9	5	25	19	0	96
	17	108	30	34	11	6	3	2	3	5	0	14
	18	638	201	211	47	31	10	8	25	19	0	86
	19	6	1	1	1	1	1	0	0	0	0	1
	20	976	271	283	102	71	24	21	31	24	0	149
	21	942	287	288	102	68	13	12	28	24	0	120
	22	398	128	129	29	23	4	4	14	4	0	63
Leg. Dist. 28		12,588	3,791	3,869	1,085	725	255	214	413	355	2	1,879
Leg. Dist. 29												
	1	140	54	47	8	7	0	0	3	1	0	20
	2	330	112	108	8	3	1	2	7	7	0	82
	3	24	9	8	2	0	1	1	0	0	0	3
	4	772	226	231	72	47	12	14	29	20	0	121
	5	780	255	261	69	45	15	16	19	22	0	78
	6	564	185	183	47	29	7	6	18	15	0	74
	7	502	141	144	54	42	15	12	13	9	0	72
	8	196	63	63	18	10	2	1	5	3	0	31
	9	1,136	314	315	109	70	24	18	35	39	0	212
	10	1,120	401	404	62	37	20	18	25	21	0	132
	11	690	181	211	87	55	7	8	26	19	0	96
	12	908	310	293	53	40	15	13	30	33	0	121
	13	692	258	262	23	16	4	3	11	7	0	108
	14	260	88	86	16	17	2	2	10	6	0	33
	15	760	246	236	18	13	10	9	25	18	0	185
	16	366	104	106	12	9	4	2	8	7	0	114
	17/27	466	121	135	63	40	13	14	18	15	1	46
	18	614	143	154	99	72	17	16	20	20	0	73

STATE SUPREME COURT JUSTICE
7TH JUDICIAL DISTRICT
(VOTE FOR 2)
DETAIL

LEGISLATIVE DISTRICT OR TOWN	ELECTION DISTRICT	TOTAL VOTES	SEAN E. GLEASON	J. SCOTT ODORISI	GAIL DONOFRIO	DAVID MICHAEL BARRY	GAIL DONOFRIO	DAVID MICHAEL BARRY	GAIL DONOFRIO	J. SCOTT ODORISI	SCATTER	BLANK AND VOID
			DEM	DEM	REP	REP	CON	CON	WOR	WOR		
Leg. Dist. 29												
	19	488	158	153	25	21	6	8	16	17	0	84
	20	1,098	373	380	55	38	12	7	30	24	0	179
	21	780	222	224	79	58	18	14	27	23	0	115
	22	370	127	127	17	13	0	3	3	3	0	77
	23	564	213	213	21	17	5	6	4	4	0	81
	24	994	336	326	69	45	17	17	24	23	0	137
	25/28	806	234	236	79	61	12	12	17	12	0	143
	26	438	166	161	16	13	7	7	8	8	0	52
Leg. Dist. 29		15,858	5,040	5,067	1,181	818	246	229	431	376	1	2,469
CITY		143,280	44,543	45,318	12,322	8,314	2,399	2,319	4,058	3,816	52	20,139
Brighton												
	1	1,020	272	280	177	102	17	19	17	25	0	111
	2	672	146	153	121	98	21	21	23	19	0	70
	3	746	140	161	161	117	17	17	13	17	0	103
	4	838	225	232	130	85	11	16	19	17	2	101
	5	906	242	252	124	98	16	15	35	26	0	98
	6	1,130	257	275	237	147	25	29	29	36	0	95
	7	722	173	182	120	84	16	16	19	15	1	96
	8	888	169	196	241	175	16	20	8	11	0	52
	9	736	191	193	113	85	18	24	25	21	0	66
	10	942	253	269	166	125	18	19	10	12	0	70
	11	986	223	258	186	126	29	31	28	26	0	79
	12	1,054	271	297	187	114	16	17	21	23	1	107
	13	610	141	154	110	90	13	17	24	13	0	48
	14	642	176	189	80	56	13	14	22	24	2	66
	15	686	153	170	119	89	25	22	20	18	0	70
	16	580	91	103	167	134	13	15	4	6	0	47
	17	336	110	106	36	30	2	4	3	3	0	42

STATE SUPREME COURT JUSTICE
7TH JUDICIAL DISTRICT
(VOTE FOR 2)
DETAIL

LEGISLATIVE DISTRICT OR TOWN	ELECTION DISTRICT	TOTAL VOTES	SEAN E. GLEASON	J. SCOTT ODORISI	GAIL DONOFRIO	DAVID MICHAEL BARRY	GAIL DONOFRIO	DAVID MICHAEL BARRY	GAIL DONOFRIO	J. SCOTT ODORISI	SCATTER	BLANK AND VOID
			DEM	DEM	REP	REP	CON	CON	WOR	WOR		
Brighton	18	822	226	243	127	75	16	15	22	28	0	70
	19	580	151	172	95	69	17	19	9	9	0	39
	20	686	170	181	113	76	17	19	15	15	0	80
	21	712	185	182	111	89	19	17	26	25	0	58
	22	894	200	232	185	136	19	25	17	11	0	69
	23	688	174	202	118	82	15	17	15	19	0	46
	24	954	200	232	205	132	27	24	19	17	0	98
	25	656	159	177	92	64	15	17	32	33	0	67
	26	694	141	166	129	86	22	17	19	21	0	93
	27	672	167	188	109	79	15	14	19	13	0	68
	28	1,054	259	309	196	130	19	19	26	23	0	73
	29	634	126	146	141	111	17	15	11	10	0	57
	30	1,490	384	395	261	179	28	23	33	33	0	154
	31	728	179	205	130	79	11	12	24	22	0	66
	32	944	237	252	166	113	14	17	22	23	0	100
	33	926	226	253	170	140	19	18	18	15	0	67
	34	812	182	207	152	110	31	27	19	20	0	64
	35	732	208	214	97	80	21	17	17	15	2	61
	36	584	153	149	69	51	15	18	15	16	0	98
	37	888	241	266	130	82	17	14	23	28	0	87
	38	904	234	251	159	108	20	16	19	25	0	72
	39	708	145	166	143	96	29	27	22	20	0	60
	40	1,274	333	361	227	147	20	21	31	23	0	111
	41	926	229	266	146	105	18	17	22	24	0	99
	42	280	69	60	57	34	9	8	12	10	0	21
	43	836	193	218	158	114	25	25	20	19	0	64
	44	354	92	97	50	41	10	6	12	12	0	34
	45	638	141	141	127	82	24	25	19	22	0	57

STATE SUPREME COURT JUSTICE
7TH JUDICIAL DISTRICT
(VOTE FOR 2)
DETAIL

LEGISLATIVE DISTRICT OR TOWN	ELECTION DISTRICT	TOTAL VOTES	SEAN E. GLEASON	J. SCOTT ODORISI	GAIL DONOFRIO	DAVID MICHAEL BARRY	GAIL DONOFRIO	DAVID MICHAEL BARRY	GAIL DONOFRIO	J. SCOTT ODORISI	SCATTER	BLANK AND VOID
			DEM	DEM	REP	REP	CON	CON	WOR	WOR		
Brighton	46	494	119	144	86	58	5	6	5	7	0	64
Brighton		36,058	8,756	9,545	6,424	4,503	820	831	883	870	8	3,418
Chili	1	642	111	108	153	125	40	38	14	13	0	40
	2	972	101	129	268	223	47	50	35	24	0	95
	3	974	155	175	217	171	46	46	29	30	0	105
	4	680	105	117	164	137	36	36	12	9	2	62
	5	822	105	146	232	178	33	31	19	13	0	65
	6	806	114	130	203	148	36	40	27	28	0	80
	7	488	88	94	106	71	20	23	15	11	1	59
	8	892	111	131	235	177	55	56	25	25	0	77
	9	834	129	137	198	160	40	39	30	25	0	76
	10	620	66	67	164	144	47	52	19	13	2	46
	11	838	154	162	190	142	39	28	19	26	0	78
	12	848	127	158	216	166	32	38	18	18	0	75
	13	1,254	172	208	335	276	62	57	22	22	0	100
	14	880	107	118	234	198	47	46	26	21	0	83
	15	760	95	116	201	152	44	47	18	12	0	75
	16	1,602	225	276	410	340	86	75	31	29	0	130
	17	1,880	246	273	500	391	89	99	49	42	0	191
	18	904	122	124	233	190	44	52	20	12	0	107
	19	810	132	160	208	158	26	22	13	21	0	70
	20	1,254	232	254	281	222	51	46	28	20	0	120
	21	598	89	109	144	118	26	27	13	10	0	62
	22	872	222	219	124	100	26	25	28	35	1	92
	23	712	99	110	184	143	35	41	19	22	0	59
	24	1,732	322	352	358	295	74	71	56	39	0	165
	25	714	170	182	119	74	27	25	18	18	0	81
	26	1,066	145	151	276	214	58	68	29	25	0	100

STATE SUPREME COURT JUSTICE
7TH JUDICIAL DISTRICT
(VOTE FOR 2)
DETAIL

LEGISLATIVE DISTRICT OR TOWN	ELECTION DISTRICT	TOTAL VOTES	SEAN E. GLEASON	J. SCOTT ODORISI	GAIL DONOFRIO	DAVID MICHAEL BARRY	GAIL DONOFRIO	DAVID MICHAEL BARRY	GAIL DONOFRIO	J. SCOTT ODORISI	SCATTER	BLANK AND VOID
			DEM	DEM	REP	REP	CON	CON	WOR	WOR		
Chili												
	27	810	137	166	175	131	47	46	20	19	0	69
	28	684	139	155	126	102	36	30	12	15	0	69
	29	582	93	105	135	114	29	23	13	12	0	58
	30	572	103	118	110	89	27	27	21	16	0	61
	31	852	146	167	211	166	28	27	17	15	0	75
	32	852	126	139	201	164	47	47	22	30	0	76
Chili		28,806	4,488	5,056	6,911	5,479	1,380	1,378	737	670	6	2,701
Clarkson												
	1	1,140	153	169	299	254	65	62	26	21	2	89
	2	116	13	14	32	23	4	5	2	3	0	20
	3	960	153	156	241	206	48	48	13	16	0	79
	4	1,276	153	156	358	301	61	66	26	27	0	128
	5	1,608	216	209	386	303	108	112	35	35	0	204
	6	736	102	115	174	135	40	43	33	26	0	68
Clarkson		5,836	790	819	1,490	1,222	326	336	135	128	2	588
East Rochester												
	1	1,000	178	290	205	119	28	22	30	37	0	91
	2	786	122	217	166	89	29	17	19	40	0	87
	3	766	117	238	153	73	31	19	12	29	0	94
	4	736	138	247	136	64	18	12	26	34	0	61
	5	584	96	185	124	59	21	16	21	24	0	38
	6	762	127	227	159	76	30	17	19	24	0	83
	7	748	124	208	150	86	29	19	27	34	0	71
East Rochester		5,382	902	1,612	1,093	566	186	122	154	222	0	525
Gates												
	1	550	109	115	105	84	17	27	20	13	0	60
	2	702	110	150	150	91	25	18	31	23	0	104
	3	722	143	156	142	111	26	25	24	26	0	69

STATE SUPREME COURT JUSTICE
7TH JUDICIAL DISTRICT
(VOTE FOR 2)
DETAIL

LEGISLATIVE DISTRICT OR TOWN	ELECTION DISTRICT	TOTAL VOTES	SEAN E. GLEASON	J. SCOTT ODORISI	GAIL DONOFRIO	DAVID MICHAEL BARRY	GAIL DONOFRIO	DAVID MICHAEL BARRY	GAIL DONOFRIO	J. SCOTT ODORISI	SCATTER	BLANK AND VOID
			DEM	DEM	REP	REP	CON	CON	WOR	WOR		
Gates	4	774	142	176	158	121	33	31	28	15	0	70
	5	838	132	160	215	162	37	36	18	6	0	72
	6	850	180	206	164	121	26	29	23	21	0	80
	7	1,516	231	283	367	253	59	60	47	43	0	173
	8	564	103	114	137	91	19	20	15	15	0	50
	9	862	153	187	183	146	21	19	20	20	0	113
	10	488	97	118	99	79	18	17	9	3	0	48
	11	542	102	110	118	81	23	16	11	23	0	58
	12	492	98	112	96	74	18	19	19	13	0	43
	13	804	130	157	173	124	39	33	27	24	0	97
	14	624	108	129	144	92	22	19	18	16	0	76
	15	1,186	192	241	277	198	46	39	20	19	1	153
	16	618	135	139	131	96	18	16	12	10	0	61
	17	836	172	187	155	125	26	28	22	18	0	103
	18	926	126	156	229	167	41	46	27	24	0	110
	19	720	91	103	195	156	35	28	18	14	0	80
	20	728	140	143	152	111	30	28	21	26	0	77
	21	702	115	131	171	119	25	22	15	15	0	89
	22	642	108	111	150	110	33	33	17	18	0	62
	23	692	101	119	149	111	39	42	18	21	0	92
	24	890	156	172	216	156	25	28	22	20	0	95
	25	670	125	147	143	106	22	20	20	13	0	74
	26	886	137	164	218	156	47	45	24	19	0	76
	27	952	189	215	200	127	36	27	25	27	0	106
	28	582	99	117	147	98	14	16	20	20	0	51
	29	734	133	154	149	100	40	35	25	14	0	84
	30	506	93	112	112	67	18	21	16	11	0	56
	31	586	94	113	139	94	18	23	13	14	0	78
	32	834	147	170	181	133	35	30	26	27	0	85

STATE SUPREME COURT JUSTICE
7TH JUDICIAL DISTRICT
(VOTE FOR 2)
DETAIL

LEGISLATIVE DISTRICT OR TOWN	ELECTION DISTRICT	TOTAL VOTES	SEAN E. GLEASON	J. SCOTT ODORISI	GAIL DONOFRIO	DAVID MICHAEL BARRY	GAIL DONOFRIO	DAVID MICHAEL BARRY	GAIL DONOFRIO	J. SCOTT ODORISI	SCATTER	BLANK AND VOID
			DEM	DEM	REP	REP	CON	CON	WOR	WOR		
Gates												
	33	376	92	103	65	39	10	7	11	15	0	34
	34	680	118	128	154	119	30	27	18	12	0	74
	35	534	92	107	120	93	19	16	14	13	0	60
		<u>25,608</u>	<u>4,493</u>	<u>5,205</u>	<u>5,704</u>	<u>4,111</u>	<u>990</u>	<u>946</u>	<u>714</u>	<u>631</u>	<u>1</u>	<u>2,813</u>
Gates												
Greece												
	1	708	100	109	157	152	40	39	16	16	0	79
	2	834	85	103	231	203	53	61	18	15	0	65
	3	740	98	113	194	165	36	36	11	17	0	70
	4	622	88	95	149	123	31	37	15	13	0	71
	5	610	94	110	125	112	21	21	17	17	0	93
	6	628	103	110	129	117	36	36	25	16	0	56
	7	838	135	149	175	139	36	43	32	24	0	105
	8	778	135	138	154	124	37	41	25	20	0	104
	9	734	115	116	167	122	40	42	28	33	0	71
	10	664	128	129	126	97	29	36	22	25	0	72
	11	380	81	80	61	53	11	11	25	12	0	46
	12	496	90	104	98	74	26	21	10	16	0	57
	13	650	97	115	149	119	46	39	11	16	0	58
	14	632	119	128	135	108	31	26	22	24	0	39
	15	700	77	100	186	158	37	38	19	15	0	70
	16	562	80	82	133	116	23	29	23	18	0	58
	17	984	128	141	256	226	58	56	17	14	0	88
	18	880	135	148	208	184	30	40	33	25	0	77
	19	706	130	132	143	117	33	40	25	27	0	59
	20	722	105	121	140	127	36	46	26	20	2	99
	21	706	109	109	149	123	28	38	24	19	2	105
	22	616	94	103	152	130	20	26	16	9	0	66
	23	1,078	203	187	249	218	38	38	17	23	0	105
	24	1,064	113	128	295	268	52	51	18	20	0	119

STATE SUPREME COURT JUSTICE
7TH JUDICIAL DISTRICT
(VOTE FOR 2)
DETAIL

LEGISLATIVE DISTRICT OR TOWN	ELECTION DISTRICT	TOTAL VOTES	SEAN E. GLEASON	J. SCOTT ODORISI	GAIL DONOFRIO	DAVID MICHAEL BARRY	GAIL DONOFRIO	DAVID MICHAEL BARRY	GAIL DONOFRIO	J. SCOTT ODORISI	SCATTER	BLANK AND VOID
			DEM	DEM	REP	REP	CON	CON	WOR	WOR		
Greece	25	824	146	150	167	141	34	35	25	24	0	102
	26	604	100	105	127	115	29	26	19	18	0	65
	27	1,184	215	230	243	196	53	55	28	24	0	140
	28	1,024	125	144	266	221	49	55	35	25	0	104
	29	796	131	136	182	137	46	38	14	18	0	94
	30	538	90	97	127	95	24	23	13	15	0	54
	31	578	92	94	118	119	28	30	18	16	0	63
	32	812	158	150	147	123	42	41	22	22	0	107
	33	1,006	111	135	265	205	62	59	26	22	0	121
	34	776	90	109	205	169	46	55	18	11	0	73
	35	806	97	107	202	194	39	41	19	18	0	89
	36	1,020	168	187	250	191	43	41	24	20	1	95
	37	560	63	85	144	118	45	42	8	11	0	44
	38	1,036	155	161	265	240	33	40	25	21	0	96
	39	582	84	85	138	114	29	31	12	14	1	74
	40	698	131	135	136	139	21	28	12	11	0	85
	41	866	137	157	195	172	34	40	16	17	4	94
	42	764	151	173	141	100	40	38	20	18	0	83
	43	792	87	100	207	175	60	55	13	18	0	77
	44	1,116	139	168	302	262	49	50	25	20	0	101
	45	1,218	147	165	338	303	60	48	23	19	0	115
	46	588	102	115	103	91	23	28	24	13	0	89
	47	810	120	122	188	168	48	55	20	14	0	75
	48	582	78	85	141	122	24	29	18	16	0	69
	49	582	76	82	148	128	28	26	20	12	0	62
	50	756	113	124	170	149	41	52	23	11	2	71
	51	548	69	85	140	119	23	23	10	10	0	69
	52	1,028	159	185	242	195	49	45	29	30	0	94
	53	950	241	234	138	114	34	33	32	24	0	100

STATE SUPREME COURT JUSTICE
7TH JUDICIAL DISTRICT
(VOTE FOR 2)
DETAIL

LEGISLATIVE DISTRICT OR TOWN	ELECTION DISTRICT	TOTAL VOTES	SEAN E. GLEASON	J. SCOTT ODORISI	GAIL DONOFRIO	DAVID MICHAEL BARRY	GAIL DONOFRIO	DAVID MICHAEL BARRY	GAIL DONOFRIO	J. SCOTT ODORISI	SCATTER	BLANK AND VOID
			DEM	DEM	REP	REP	CON	CON	WOR	WOR		
Greece	54	916	96	135	227	186	45	48	33	19	2	125
	55	654	103	105	163	135	36	40	9	8	0	55
	56	976	137	153	249	211	44	45	23	26	0	88
	57	774	106	121	191	145	35	39	14	14	0	109
	58	1,048	158	176	241	211	45	55	20	13	0	129
	59	788	229	217	86	72	29	28	21	20	0	86
	60	684	110	136	159	117	26	27	30	20	0	59
	61	858	169	170	168	139	36	38	28	23	0	87
	62	1,012	167	188	234	204	42	35	16	20	0	106
	63	896	141	166	208	157	50	50	30	33	0	61
	64	676	93	108	181	160	21	20	12	10	0	71
	65	722	104	112	180	170	19	13	12	8	0	104
	66	442	68	76	113	87	19	21	8	8	0	42
	67	692	102	109	160	128	38	33	17	9	0	96
	68	990	121	147	236	194	65	70	23	19	0	115
	69	558	76	97	148	124	22	24	12	8	0	47
	70	1,822	218	254	519	463	97	88	28	46	0	109
	71	952	123	133	247	214	38	44	16	15	0	122
	72	994	135	131	260	224	64	66	15	14	0	85
	73	532	96	95	97	93	29	29	16	15	0	62
	74	790	168	172	146	124	31	31	18	14	0	86
	75	650	100	121	147	124	33	28	19	13	0	65
	76	594	67	75	175	160	26	31	9	9	0	42
	77	924	144	165	215	166	41	44	23	15	0	111
	78	588	86	82	154	147	20	22	25	18	0	34
	79	1,340	175	189	341	297	69	74	31	19	1	144
	80	1,020	131	150	269	215	50	51	14	18	0	122
	81	528	70	84	151	127	13	15	10	12	0	46
	82	808	169	178	148	109	24	22	17	17	2	122

STATE SUPREME COURT JUSTICE
7TH JUDICIAL DISTRICT
(VOTE FOR 2)
DETAIL

LEGISLATIVE DISTRICT OR TOWN	ELECTION DISTRICT	TOTAL VOTES	SEAN E. GLEASON	J. SCOTT ODORISI	GAIL DONOFRIO	DAVID MICHAEL BARRY	GAIL DONOFRIO	DAVID MICHAEL BARRY	GAIL DONOFRIO	J. SCOTT ODORISI	SCATTER	BLANK AND VOID
			DEM	DEM	REP	REP	CON	CON	WOR	WOR		
Greece												
	83	572	95	106	114	94	21	22	32	17	4	67
	84	928	166	161	193	175	49	46	18	18	0	102
	85	1,016	141	145	260	213	56	56	29	38	0	78
	86	1,124	140	147	308	279	57	61	12	10	0	110
	87	746	88	109	199	153	42	44	16	15	0	80
	88	776	107	124	192	171	38	38	19	15	0	72
	89	700	96	103	166	150	32	34	13	9	0	97
	90	994	83	119	272	237	52	52	20	21	1	137
	91	1,476	162	195	424	358	72	81	21	21	0	142
	92	1,194	212	236	257	208	53	48	24	22	0	134
	93	1,158	216	236	251	187	40	48	28	28	0	124
	94	820	120	138	199	155	37	42	26	18	2	83
	95	620	107	126	130	97	24	22	20	18	1	75
	96	1,050	150	185	273	193	55	57	20	17	0	100
	97	1,352	163	172	373	315	58	57	17	18	0	179
	98	1,250	175	183	287	258	59	59	37	44	0	148
	99	940	109	118	251	224	42	51	17	24	0	104
	100	1,234	155	177	319	260	58	62	27	31	0	145
	101	620	83	91	147	126	37	41	11	14	0	70
	102	1,308	173	217	317	246	50	68	38	38	0	161
	103	980	118	150	243	208	68	62	15	18	1	97
	104	960	134	150	231	193	51	65	21	13	0	102
	105	618	72	82	186	165	19	24	13	10	0	47
	106	766	112	120	192	168	34	34	20	10	0	76
	107	598	78	95	154	139	23	27	21	11	0	50
	108	546	67	94	136	110	25	25	14	7	0	68
	109	1,130	161	188	269	214	52	62	31	20	0	133
Greece		90,480	13,362	14,767	21,552	18,189	4,275	4,472	2,215	1,974	26	9,648

STATE SUPREME COURT JUSTICE
7TH JUDICIAL DISTRICT
(VOTE FOR 2)
DETAIL

LEGISLATIVE DISTRICT OR TOWN	ELECTION DISTRICT	TOTAL VOTES	SEAN E. GLEASON	J. SCOTT ODORISI	GAIL DONOFRIO	DAVID MICHAEL BARRY	GAIL DONOFRIO	DAVID MICHAEL BARRY	GAIL DONOFRIO	J. SCOTT ODORISI	SCATTER	BLANK AND VOID
			DEM	DEM	REP	REP	CON	CON	WOR	WOR		
Hamlin	1	776	118	126	188	149	41	41	27	31	0	55
	2	914	92	97	270	234	60	56	26	21	0	58
	3	858	99	110	218	169	50	50	24	31	0	107
	4	596	70	69	166	125	46	47	18	12	2	41
	5	758	83	93	195	164	51	49	27	25	1	70
	6	610	89	98	153	123	31	31	17	15	2	51
	7	1,084	123	128	290	247	56	55	33	35	0	117
	8	586	82	82	150	123	31	29	12	19	0	58
	9	498	59	66	132	115	31	34	15	9	0	37
	10	948	86	98	278	230	51	55	30	31	0	89
Hamlin		7,628	901	967	2,040	1,679	448	447	229	229	5	683
Henrietta	1	1,080	183	209	251	202	47	48	18	22	0	100
	2	802	123	152	193	137	30	28	27	20	0	92
	3	578	151	149	83	59	12	10	21	19	0	74
	4	956	230	258	172	134	24	24	19	15	0	80
	5	842	151	164	188	142	34	31	24	24	0	84
	6	778	135	166	169	115	37	32	14	20	0	90
	7	724	146	152	150	116	33	33	12	18	0	64
	8	826	153	170	174	134	33	29	29	21	0	83
	9	768	164	176	134	101	28	28	14	18	0	105
	10	860	166	170	176	144	37	34	21	15	0	97
	11	768	179	206	130	91	23	22	18	19	0	80
	12	744	114	139	182	136	36	39	16	17	0	65
	13	1,210	236	256	236	190	46	43	22	27	0	154
	14	742	143	145	152	124	25	24	26	22	0	81
	15	968	200	199	180	132	35	39	34	31	0	118
	16	664	128	140	130	95	20	25	25	22	0	79
	17	936	194	209	193	141	44	39	19	23	0	74

STATE SUPREME COURT JUSTICE
7TH JUDICIAL DISTRICT
(VOTE FOR 2)
DETAIL

LEGISLATIVE DISTRICT OR TOWN	ELECTION DISTRICT	TOTAL VOTES	SEAN E. GLEASON	J. SCOTT ODORISI	GAIL DONOFRIO	DAVID MICHAEL BARRY	GAIL DONOFRIO	DAVID MICHAEL BARRY	GAIL DONOFRIO	J. SCOTT ODORISI	SCATTER	BLANK AND VOID
			DEM	DEM	REP	REP	CON	CON	WOR	WOR		
Henrietta												
	18	942	190	208	183	140	36	40	23	23	0	99
	19	790	142	148	178	138	33	39	21	25	0	66
	20	1,158	206	221	260	194	52	47	23	19	0	136
	21	636	125	170	141	92	19	21	22	15	0	31
	22	1,218	222	285	287	212	40	39	21	25	0	87
	23	742	151	162	151	98	24	29	24	19	0	84
	24	916	197	232	162	106	35	35	23	23	1	102
	25	774	130	136	176	135	38	37	16	17	0	89
	26	1,574	272	309	370	288	64	66	29	20	0	156
	27	1,312	206	247	315	240	53	45	36	26	0	144
	28	998	167	164	231	192	43	47	24	25	0	105
	29	2,188	487	516	406	315	85	72	35	35	0	237
	30	1,916	432	461	348	272	70	69	59	47	0	158
	31	578	130	148	94	66	23	23	15	12	2	65
	32	1,046	200	231	253	192	33	31	15	18	0	73
	33	676	141	149	144	103	18	21	14	20	0	66
	34	568	129	140	91	65	27	19	26	23	0	48
	35	1,164	188	231	277	196	49	45	35	28	0	115
Henrietta		33,442	6,511	7,218	6,960	5,237	1,286	1,253	820	773	3	3,381
Irondequoit												
	1	1,204	245	291	232	163	35	33	29	25	0	151
	2	598	97	128	136	104	24	22	9	15	0	63
	3	1,022	218	232	175	121	35	33	39	30	0	139
	4	730	135	135	159	141	33	30	21	17	0	59
	5	782	158	197	139	93	27	27	24	16	2	99
	6	1,182	225	261	260	192	39	36	35	34	0	100
	7	1,068	188	209	246	177	52	50	32	21	2	91
	8	782	121	147	216	155	31	35	12	10	0	55
	9	810	127	170	197	121	32	29	16	25	0	93

STATE SUPREME COURT JUSTICE
7TH JUDICIAL DISTRICT
(VOTE FOR 2)
DETAIL

LEGISLATIVE DISTRICT OR TOWN	ELECTION DISTRICT	TOTAL VOTES	SEAN E. GLEASON	J. SCOTT ODORISI	GAIL DONOFRIO	DAVID MICHAEL BARRY	GAIL DONOFRIO	DAVID MICHAEL BARRY	GAIL DONOFRIO	J. SCOTT ODORISI	SCATTER	BLANK AND VOID
			DEM	DEM	REP	REP	CON	CON	WOR	WOR		
Irondequoit	10	818	136	149	197	148	38	34	15	19	2	80
	11	510	96	122	110	75	18	20	15	13	0	41
	12	692	156	178	116	67	17	13	18	19	2	106
	13	1,068	225	248	224	152	37	35	24	22	0	101
	14	946	148	186	217	146	40	38	31	27	0	113
	15	1,000	166	178	243	192	46	44	20	16	0	95
	16	1,384	257	290	308	207	57	58	30	38	0	139
	17	514	93	104	102	79	18	21	18	17	0	62
	18	852	156	192	194	137	29	31	17	14	0	82
	19	984	238	263	144	80	25	22	42	35	1	134
	20	704	116	125	173	149	24	19	20	17	0	61
	21	792	147	171	169	118	31	31	23	26	2	74
	22	888	180	185	166	122	41	42	31	29	0	92
	23	764	157	192	160	92	19	14	26	22	0	82
	24	730	128	151	159	120	27	29	19	22	0	75
	25	838	160	181	160	112	34	37	33	35	0	86
	26	678	162	186	115	73	12	10	13	8	0	99
	27	496	78	83	122	92	24	19	13	12	0	53
	28	762	103	150	197	127	36	32	22	13	0	82
	29	690	128	150	140	106	20	19	21	15	0	91
	30	732	139	150	175	127	21	20	27	19	0	54
	31	1,034	200	244	215	155	37	37	33	28	0	85
	32	796	146	174	168	125	28	21	20	19	3	92
	33	612	99	114	136	110	28	18	21	17	0	69
	34	1,176	196	212	307	227	35	32	25	25	0	117
	35	592	126	150	114	59	21	23	29	15	4	51
	36	650	159	172	83	58	10	14	31	26	0	97
	37	648	111	140	162	111	16	13	11	17	0	67
	38	582	146	147	88	69	13	11	15	12	0	81

STATE SUPREME COURT JUSTICE
7TH JUDICIAL DISTRICT
(VOTE FOR 2)
DETAIL

LEGISLATIVE DISTRICT OR TOWN	ELECTION DISTRICT	TOTAL VOTES	SEAN E. GLEASON	J. SCOTT ODORISI	GAIL DONOFRIO	DAVID MICHAEL BARRY	GAIL DONOFRIO	DAVID MICHAEL BARRY	GAIL DONOFRIO	J. SCOTT ODORISI	SCATTER	BLANK AND VOID
			DEM	DEM	REP	REP	CON	CON	WOR	WOR		
Irondequoit	39	264	44	46	65	51	7	7	3	1	0	40
	40	516	88	95	121	93	19	16	15	16	0	53
	41	808	160	198	162	95	21	28	28	17	0	99
	42	844	134	151	205	160	26	30	22	23	2	91
	43	694	149	155	132	84	27	32	15	20	0	80
	44	1,378	222	273	356	230	44	54	37	44	0	118
	45	632	111	135	144	106	27	18	16	21	2	52
	46	788	113	145	187	132	29	27	26	25	0	104
	47	304	56	66	69	62	7	7	7	5	0	25
	48	716	107	139	168	134	31	25	22	14	0	76
	49	704	123	133	164	131	20	25	27	20	4	57
	50	622	145	141	103	83	20	17	16	15	0	82
	51	972	188	205	201	147	44	46	25	33	0	83
	52	964	202	221	174	118	37	23	41	36	0	112
	53	694	137	150	149	110	22	21	20	14	0	71
	54	244	52	58	49	30	9	7	9	5	0	25
	55	868	171	200	168	108	33	31	27	21	0	109
	56	674	131	149	157	113	22	23	12	12	0	55
	57	1,088	202	243	250	184	35	34	26	22	0	92
	58	888	174	190	185	123	31	31	31	27	0	96
	59	730	119	146	159	108	35	31	23	27	0	82
	60	852	138	160	195	138	35	31	23	24	0	108
	61	980	170	207	228	143	39	37	29	22	0	105
	62	844	129	156	207	157	38	29	22	21	0	85
	63	606	101	115	144	98	30	29	13	13	0	63
	64	434	123	131	52	35	7	7	8	6	0	65
	65	538	120	144	101	65	15	11	13	13	2	54
	66	472	148	157	51	30	11	9	4	9	0	53
	67	616	101	132	146	88	22	23	18	19	0	67

STATE SUPREME COURT JUSTICE
7TH JUDICIAL DISTRICT
(VOTE FOR 2)
DETAIL

LEGISLATIVE DISTRICT OR TOWN	ELECTION DISTRICT	TOTAL VOTES	SEAN E. GLEASON	J. SCOTT ODORISI	GAIL DONOFRIO	DAVID MICHAEL BARRY	GAIL DONOFRIO	DAVID MICHAEL BARRY	GAIL DONOFRIO	J. SCOTT ODORISI	SCATTER	BLANK AND VOID
			DEM	DEM	REP	REP	CON	CON	WOR	WOR		
Irondequoit	68	728	140	161	159	98	20	26	20	19	0	85
Irondequoit		52,572	9,864	11,359	11,275	7,956	1,873	1,787	1,478	1,354	28	5,598
Mendon	1	1,486	264	245	379	310	76	74	25	19	0	94
	2	1,180	244	212	240	179	61	58	37	31	2	116
	3	1,336	207	211	351	283	73	71	15	20	0	105
	4	1,030	212	191	220	173	31	37	38	31	2	95
	5	1,278	206	198	341	266	70	70	23	24	0	80
	6	1,210	201	205	301	241	62	60	26	22	0	92
	7	1,324	219	218	350	297	58	47	9	8	0	118
	8	536	91	90	128	98	31	31	15	18	0	34
	9	1,034	189	162	260	200	48	43	17	24	0	91
Mendon		10,414	1,833	1,732	2,570	2,047	510	491	205	197	4	825
Ogden	1	860	129	150	223	176	35	35	22	14	0	76
	2	968	113	143	260	201	56	51	32	23	0	89
	3	1,308	173	183	363	306	69	64	27	33	0	90
	4	922	117	127	253	190	56	58	23	25	0	73
	5	882	105	115	232	176	57	55	21	29	0	92
	6	1,168	161	207	302	227	50	48	30	19	0	124
	7	588	70	81	149	118	34	40	27	19	0	50
	8	1,080	128	156	306	243	36	39	19	21	0	132
	9	888	114	124	231	188	46	49	21	31	0	84
	10	878	111	138	228	171	48	53	26	20	0	83
	11	866	112	126	213	171	73	62	28	25	0	56
	12	1,174	142	165	302	239	61	55	39	31	0	140
	13	894	124	125	216	187	49	48	33	25	0	87
	14	922	113	137	254	205	54	41	16	13	2	87

STATE SUPREME COURT JUSTICE
7TH JUDICIAL DISTRICT
(VOTE FOR 2)
DETAIL

LEGISLATIVE DISTRICT OR TOWN	ELECTION DISTRICT	TOTAL VOTES	SEAN E. GLEASON	J. SCOTT ODORISI	GAIL DONOFRIO	DAVID MICHAEL BARRY	GAIL DONOFRIO	DAVID MICHAEL BARRY	GAIL DONOFRIO	J. SCOTT ODORISI	SCATTER	BLANK AND VOID
			DEM	DEM	REP	REP	CON	CON	WOR	WOR		
Ogden												
	15	1,200	134	155	323	241	71	72	29	28	0	147
	16	630	66	67	184	167	36	35	11	11	0	53
	17	850	106	129	239	169	39	40	19	20	0	89
	18	1,228	169	197	330	269	53	52	26	31	0	101
	19	1,148	136	153	327	257	63	73	21	14	0	104
	20	1,090	113	140	315	253	75	78	15	13	0	88
Ogden		19,544	2,436	2,818	5,250	4,154	1,061	1,048	485	445	2	1,845
Parma												
	1	1,048	111	118	278	231	82	73	16	21	0	118
	2	1,244	137	150	326	282	72	79	33	22	2	141
	3	910	97	103	247	214	47	44	27	25	0	106
	4	948	88	86	265	233	63	66	16	22	0	109
	5	668	72	79	182	151	40	40	19	16	0	69
	6	438	37	43	128	104	29	31	2	11	0	53
	7	954	93	87	275	236	53	60	24	24	0	102
	8	1,240	144	156	351	285	57	61	27	26	0	133
	9	1,050	108	125	292	253	57	61	16	8	0	130
	10	988	78	107	278	231	78	78	20	22	0	96
	11	1,090	153	156	269	224	71	68	25	30	0	94
	12	1,106	151	169	250	209	51	59	43	43	0	131
	13	1,680	185	212	455	383	81	92	34	33	1	204
	14	854	96	99	214	191	50	50	28	22	0	104
	15	1,078	119	125	271	233	73	72	34	38	0	113
Parma		15,296	1,669	1,815	4,081	3,460	904	934	364	363	3	1,703
Penfield												
	1	430	80	98	80	58	29	28	14	9	0	34
	2	912	161	193	213	157	32	30	19	29	0	78
	3	704	81	112	178	143	45	41	22	20	0	62

STATE SUPREME COURT JUSTICE
7TH JUDICIAL DISTRICT
(VOTE FOR 2)
DETAIL

LEGISLATIVE DISTRICT OR TOWN	ELECTION DISTRICT	TOTAL VOTES	SEAN E. GLEASON	J. SCOTT ODORISI	GAIL DONOFRIO	DAVID MICHAEL BARRY	GAIL DONOFRIO	DAVID MICHAEL BARRY	GAIL DONOFRIO	J. SCOTT ODORISI	SCATTER	BLANK AND VOID
			DEM	DEM	REP	REP	CON	CON	WOR	WOR		
Penfield	4	1,080	125	136	295	244	79	73	24	25	0	79
	5	916	174	194	202	154	40	33	16	28	0	75
	6	816	108	137	230	190	36	34	13	18	0	50
	7	908	133	176	234	158	53	51	20	20	0	63
	8	788	149	187	167	108	32	39	19	22	0	65
	9	1,108	221	271	248	175	39	36	24	19	0	75
	10	780	148	167	159	124	44	36	26	14	0	62
	11	620	111	116	158	111	18	19	18	18	0	51
	12	944	162	206	237	160	40	37	21	15	0	66
	13	1,064	184	214	241	161	51	51	25	32	0	105
	14	1,182	159	193	299	249	67	60	23	26	0	106
	15	1,370	207	250	365	270	44	50	27	23	0	134
	16	488	67	95	117	79	17	12	19	19	0	63
	17	954	145	217	241	157	42	42	27	23	0	60
	18	658	101	135	163	132	27	29	16	11	0	44
	19	1,318	211	275	349	251	42	43	30	22	0	95
	20	1,130	151	208	288	204	59	55	32	37	0	96
	21	1,098	212	278	237	149	42	41	23	26	0	90
	22	934	200	222	179	145	34	30	20	14	1	89
	23	1,302	224	261	311	239	49	43	25	25	2	123
	24	1,254	174	237	358	256	48	56	21	19	0	85
	25	790	120	145	196	146	43	43	17	17	0	63
	26	644	104	124	145	120	18	19	26	19	0	69
	27	992	180	211	251	184	41	34	15	28	1	47
	28	860	139	180	197	143	38	32	21	22	0	88
	29	1,250	234	280	268	195	44	42	41	32	0	114
	30	1,652	227	318	424	324	65	68	27	32	2	165
	31	594	126	152	121	94	13	16	14	17	0	41
	32	660	136	172	148	102	14	11	19	12	0	46

STATE SUPREME COURT JUSTICE
7TH JUDICIAL DISTRICT
(VOTE FOR 2)
DETAIL

LEGISLATIVE DISTRICT OR TOWN	ELECTION DISTRICT	TOTAL VOTES	SEAN E. GLEASON	J. SCOTT ODORISI	GAIL DONOFRIO	DAVID MICHAEL BARRY	GAIL DONOFRIO	DAVID MICHAEL BARRY	GAIL DONOFRIO	J. SCOTT ODORISI	SCATTER	BLANK AND VOID
			DEM	DEM	REP	REP	CON	CON	WOR	WOR		
Penfield												
	33	890	139	171	218	148	45	41	25	22	0	81
	34	934	127	179	260	169	36	30	15	24	0	94
	35	1,320	206	275	331	237	44	41	25	25	0	136
	36	962	176	207	235	160	36	29	18	30	0	71
	37	1,638	201	253	477	383	64	64	28	36	0	132
	38	666	85	121	188	132	24	26	10	13	0	67
	39	750	115	127	183	139	37	36	19	25	0	69
	40	1,306	194	251	339	255	32	29	20	32	0	154
	41	1,066	131	175	300	229	45	46	28	18	0	94
	42	808	109	142	227	171	19	21	16	18	0	85
		<u>40,540</u>	<u>6,437</u>	<u>8,061</u>	<u>10,057</u>	<u>7,405</u>	<u>1,667</u>	<u>1,597</u>	<u>908</u>	<u>936</u>	<u>6</u>	<u>3,466</u>
Penfield												
Perinton												
	1	1,368	215	289	366	257	54	49	18	25	0	95
	2	1,140	208	231	289	232	36	40	16	20	0	68
	3	814	137	172	216	169	22	17	12	17	0	52
	4	816	145	192	181	132	23	29	31	22	0	61
	5	550	106	123	120	93	13	15	16	18	0	46
	6	808	158	198	170	125	27	27	20	17	0	66
	7	1,058	182	234	252	178	37	34	18	18	0	105
	8	942	154	185	241	176	39	36	16	12	2	81
	9	1,264	198	237	329	247	55	46	26	35	0	91
	10	1,068	168	254	256	158	53	38	21	36	0	84
	11	694	121	145	148	107	30	30	17	29	0	67
	12	876	146	197	221	149	30	27	14	16	0	76
	13	798	95	130	254	202	26	22	12	10	1	46
	14	918	137	191	224	177	30	33	17	16	0	93
	15	958	175	215	231	154	29	25	21	21	0	87
	16	734	121	168	179	114	29	28	10	13	0	72
	17	952	174	210	216	151	37	33	22	28	0	81

STATE SUPREME COURT JUSTICE
7TH JUDICIAL DISTRICT
(VOTE FOR 2)
DETAIL

LEGISLATIVE DISTRICT OR TOWN	ELECTION DISTRICT	TOTAL VOTES	SEAN E. GLEASON	J. SCOTT ODORISI	GAIL DONOFRIO	DAVID MICHAEL BARRY	GAIL DONOFRIO	DAVID MICHAEL BARRY	GAIL DONOFRIO	J. SCOTT ODORISI	SCATTER	BLANK AND VOID
			DEM	DEM	REP	REP	CON	CON	WOR	WOR		
Perinton	18	944	183	189	215	176	36	35	16	18	2	74
	19	898	131	173	243	161	35	36	12	21	0	86
	20	914	148	193	221	164	41	39	16	14	0	78
	21	1,100	197	242	264	174	35	38	31	37	2	80
	22	672	104	134	167	116	23	23	19	24	2	60
	23	1,322	218	273	338	265	40	44	28	26	0	90
	24	1,548	229	292	421	319	47	41	15	19	2	163
	25	738	149	168	154	113	23	16	20	22	0	73
	26	1,040	168	215	265	196	45	41	22	19	2	67
	27	724	121	142	184	142	31	27	16	15	0	46
	28	772	118	152	193	155	35	34	19	19	0	47
	29	568	96	128	127	95	20	19	18	21	0	44
	30	956	150	196	237	172	37	34	16	19	0	95
	31	1,104	172	193	297	224	42	36	20	25	1	94
	32	884	149	187	214	161	29	23	15	17	0	89
	33	1,000	177	201	243	178	42	41	22	28	0	68
	34	1,134	150	213	306	239	39	29	18	21	0	119
	35	798	129	163	224	149	27	28	12	12	0	54
	36	674	131	164	144	98	22	20	13	15	0	67
	37	984	165	205	244	165	42	38	23	29	0	73
	38	1,162	203	262	276	189	38	41	28	30	0	95
	39	1,140	184	231	288	205	47	47	26	25	0	87
	40	710	100	124	187	147	27	31	13	15	0	66
	41	660	113	134	152	107	29	34	20	20	0	51
	42	1,006	175	226	234	162	34	29	17	20	0	109
	43	1,642	249	334	450	308	61	66	17	37	0	120
	44	826	125	163	227	180	25	22	15	11	1	57
	45	1,414	197	271	395	299	40	45	33	27	0	107
	46	580	110	130	128	84	27	23	17	24	0	37

STATE SUPREME COURT JUSTICE
7TH JUDICIAL DISTRICT
(VOTE FOR 2)
DETAIL

LEGISLATIVE DISTRICT OR TOWN	ELECTION DISTRICT	TOTAL VOTES	SEAN E. GLEASON	J. SCOTT ODORISI	GAIL DONOFRIO	DAVID MICHAEL BARRY	GAIL DONOFRIO	DAVID MICHAEL BARRY	GAIL DONOFRIO	J. SCOTT ODORISI	SCATTER	BLANK AND VOID
			DEM	DEM	REP	REP	CON	CON	WOR	WOR		
Perinton												
	47	1,082	171	199	285	220	40	35	12	20	0	100
	48	762	130	175	183	123	25	20	20	26	0	60
	49	820	121	152	218	180	43	38	10	17	0	41
	50	452	136	129	40	36	10	14	9	11	2	65
	51	1,176	146	170	374	302	45	45	9	16	0	69
	52	998	144	174	271	207	39	27	14	14	0	108
	53	808	146	162	198	156	28	31	12	13	0	62
	54	1,666	208	306	482	362	70	56	28	24	1	129
	55	924	138	164	277	209	24	34	8	10	0	60
	56	1,370	188	262	383	292	45	45	18	20	0	117
		<u>53,730</u>	<u>8,709</u>	<u>10,962</u>	<u>13,642</u>	<u>10,051</u>	<u>1,958</u>	<u>1,854</u>	<u>1,004</u>	<u>1,154</u>	<u>18</u>	<u>4,378</u>
Perinton												
Pittsford												
	1	738	143	171	165	122	19	18	21	21	0	58
	2	818	162	208	183	112	23	23	29	25	0	53
	3	1,318	212	246	361	275	28	24	16	21	0	135
	4	1,106	196	220	300	226	26	29	12	19	0	78
	5	740	161	184	151	101	21	17	15	24	2	64
	6	688	158	177	145	91	7	8	19	16	0	67
	7	440	89	106	99	67	17	15	8	10	0	29
	8	926	118	153	280	218	30	32	12	8	1	74
	9	1,016	137	224	288	192	32	33	22	15	2	71
	10	1,228	208	228	340	262	36	37	19	15	0	83
	11	794	139	188	187	129	26	23	18	26	0	58
	12	914	150	184	250	197	29	18	11	16	2	57
	13	648	122	133	150	117	25	21	15	13	0	52
	14	1,166	197	235	321	243	38	33	16	18	2	63
	15	874	183	210	182	122	26	26	21	34	0	70
	16	746	134	164	185	126	24	25	17	22	0	49
	17	1,206	251	291	267	201	32	35	29	26	0	74

STATE SUPREME COURT JUSTICE
7TH JUDICIAL DISTRICT
(VOTE FOR 2)
DETAIL

LEGISLATIVE DISTRICT OR TOWN	ELECTION DISTRICT	TOTAL VOTES	SEAN E. GLEASON	J. SCOTT ODORISI	GAIL DONOFRIO	DAVID MICHAEL BARRY	GAIL DONOFRIO	DAVID MICHAEL BARRY	GAIL DONOFRIO	J. SCOTT ODORISI	SCATTER	BLANK AND VOID
			DEM	DEM	REP	REP	CON	CON	WOR	WOR		
Pittsford												
	18	870	171	176	204	163	21	23	12	12	0	88
	19	558	81	109	145	95	30	29	15	18	0	36
	20	976	184	210	224	171	28	30	14	18	0	97
	21	1,024	222	246	235	162	33	27	11	16	0	72
	22	1,096	210	259	278	186	25	28	24	21	1	64
	23	826	120	201	225	143	32	31	14	17	0	43
	24	1,138	173	204	320	234	41	38	14	9	1	104
	25	1,212	211	237	332	260	27	26	13	10	0	96
	26	952	173	176	240	174	39	33	17	28	1	71
	27	866	161	187	212	155	32	32	12	18	0	57
	28	852	167	193	209	152	14	20	9	16	0	72
	29	892	137	199	225	160	35	25	14	23	0	74
	30	840	148	164	229	162	23	22	16	21	0	55
	31	1,140	194	218	317	214	36	39	19	19	0	84
	32	982	186	217	257	193	18	18	11	11	0	71
	33	1,400	203	237	393	301	37	39	22	33	0	135
	34	1,448	261	299	386	298	29	31	15	21	0	108
Pittsford		32,438	5,762	6,854	8,285	6,024	939	908	552	640	12	2,462
Riga												
	1	1,434	183	213	378	313	69	69	31	24	0	154
	2	1,060	127	128	293	256	64	59	17	22	0	94
	3	738	96	119	183	142	41	38	17	18	0	84
	4	878	112	113	236	203	47	45	21	17	2	82
	5	888	86	93	264	229	50	50	20	16	0	80
	6	890	85	101	252	209	56	59	23	20	0	85
Riga		5,888	689	767	1,606	1,352	327	320	129	117	2	579

STATE SUPREME COURT JUSTICE
7TH JUDICIAL DISTRICT
(VOTE FOR 2)
DETAIL

LEGISLATIVE DISTRICT OR TOWN	ELECTION DISTRICT	TOTAL VOTES	SEAN E. GLEASON	J. SCOTT ODORISI	GAIL DONOFRIO	DAVID MICHAEL BARRY	GAIL DONOFRIO	DAVID MICHAEL BARRY	GAIL DONOFRIO	J. SCOTT ODORISI	SCATTER	BLANK AND VOID
			DEM	DEM	REP	REP	CON	CON	WOR	WOR		
Rush												
	1	1,126	162	187	309	240	44	43	30	31	0	80
	2	794	98	119	221	185	36	41	11	10	0	73
	3	1,100	184	203	255	196	59	50	20	25	0	108
	4	1,134	169	188	290	230	48	48	27	27	0	107
Rush		4,154	613	697	1,075	851	187	182	88	93	0	368
Sweden												
	1	920	125	166	220	162	48	45	25	20	2	107
	2	614	150	164	91	64	21	19	17	18	2	68
	3	1,100	223	249	222	157	43	46	32	34	0	94
	4	1,140	182	201	277	202	50	51	29	35	2	111
	5	290	69	64	51	41	9	9	5	7	0	35
	6	786	128	129	167	140	42	47	22	21	0	90
	7	916	157	181	226	175	44	46	11	10	0	66
	8	768	101	98	192	153	44	44	22	30	2	82
	9	762	117	129	169	134	37	28	16	22	1	109
	10	1,136	134	143	299	251	71	70	20	26	0	122
	11	358	77	76	53	42	14	14	12	13	3	54
	12	810	93	117	204	158	49	45	23	15	2	104
Sweden		9,600	1,556	1,717	2,171	1,679	472	464	234	251	14	1,042
Webster												
	1	948	143	154	239	218	44	48	29	19	2	52
	2	1,246	212	222	277	239	34	42	47	41	0	132
	3	1,082	153	176	282	227	52	60	19	22	0	91
	4	514	78	78	126	105	20	21	14	15	2	55
	5	996	127	181	261	197	43	48	29	27	0	83
	6	844	129	163	201	159	22	23	26	16	0	105
	7	1,104	181	220	274	187	41	40	26	24	0	111
	8	906	115	148	235	175	52	50	15	20	0	96

STATE SUPREME COURT JUSTICE
7TH JUDICIAL DISTRICT
(VOTE FOR 2)
DETAIL

LEGISLATIVE DISTRICT OR TOWN	ELECTION DISTRICT	TOTAL VOTES	SEAN E. GLEASON	J. SCOTT ODORISI	GAIL DONOFRIO	DAVID MICHAEL BARRY	GAIL DONOFRIO	DAVID MICHAEL BARRY	GAIL DONOFRIO	J. SCOTT ODORISI	SCATTER	BLANK AND VOID
			DEM	DEM	REP	REP	CON	CON	WOR	WOR		
Webster	9	924	126	147	248	201	52	50	12	20	0	68
	10	1,972	263	307	540	453	88	87	34	35	0	165
	11	1,028	125	171	283	207	46	51	21	24	0	100
	12	1,188	162	185	323	278	50	50	24	14	0	102
	13	848	133	141	210	173	38	41	21	21	0	70
	14	850	116	135	205	212	44	46	14	9	0	69
	15	772	110	146	191	148	38	34	20	16	0	69
	16	1,280	197	234	323	244	43	38	29	36	0	136
	17	960	120	137	278	208	49	53	18	16	0	81
	18	738	126	151	179	125	29	25	14	16	0	73
	19	1,476	185	211	423	353	62	60	30	30	0	122
	20	1,272	172	198	321	283	63	58	33	24	0	120
	21	1,170	167	191	306	235	60	60	19	27	0	105
	22	1,050	149	165	251	190	57	54	23	32	0	129
	23	860	131	146	213	196	33	34	19	17	0	71
	24	2,258	355	379	533	445	108	116	59	57	0	206
	25	968	189	208	217	169	30	32	24	19	0	80
	26	1,008	138	171	234	186	57	56	17	18	0	131
	27	822	109	129	213	178	36	36	16	8	0	97
	28	960	129	135	251	208	40	43	31	22	0	101
	29	692	107	140	173	126	28	21	14	16	0	67
	30	696	145	142	129	102	14	17	24	27	0	96
	31	1,248	179	214	321	240	56	51	18	23	0	146
	32	1,168	146	185	332	257	52	54	26	22	0	94
	33	1,066	140	163	272	228	46	55	34	22	0	106
	34	574	65	79	169	124	28	22	11	8	0	68
	35	674	106	117	168	129	48	51	8	10	0	37
	36	894	106	134	263	216	36	42	15	19	0	63
	37	1,596	246	284	409	320	54	57	27	42	0	157

STATE SUPREME COURT JUSTICE
7TH JUDICIAL DISTRICT
(VOTE FOR 2)
DETAIL

LEGISLATIVE DISTRICT OR TOWN	ELECTION DISTRICT	TOTAL VOTES	SEAN E. GLEASON	J. SCOTT ODORISI	GAIL DONOFRIO	DAVID MICHAEL BARRY	GAIL DONOFRIO	DAVID MICHAEL BARRY	GAIL DONOFRIO	J. SCOTT ODORISI	SCATTER	BLANK AND VOID
			DEM	DEM	REP	REP	CON	CON	WOR	WOR		
Webster												
	38	1,226	201	250	280	201	50	53	30	21	0	140
	39	940	143	180	258	194	31	27	10	18	0	79
	40	1,510	216	268	401	304	74	66	7	18	1	155
	41	1,246	179	191	333	292	51	44	20	19	1	116
	42	938	133	161	237	180	49	54	23	14	2	85
	43	754	126	123	179	156	32	33	16	14	0	75
Webster		45,266	6,578	7,660	11,561	9,268	1,980	2,003	966	938	8	4,304
Wheatland												
	1	892	149	157	208	154	42	45	25	24	0	88
	2	902	121	139	233	168	44	49	20	20	0	108
	3	1,138	211	228	257	196	45	37	36	30	2	96
	4	940	144	144	231	184	47	52	24	19	0	95
	5	1,040	124	137	280	243	65	68	21	16	0	86
Wheatland		4,912	749	805	1,209	945	243	251	126	109	2	473
TOWNS		527,594	87,098	100,436	124,956	96,178	21,832	21,624	12,426	12,094	150	50,800
GRAND TOTAL:		670,874	131,641	145,754	137,278	104,492	24,231	23,943	16,484	15,910	202	70,939

REPRESENTATIVE IN CONGRESS
25TH DISTRICT
SUMMARY

LEGISLATIVE DISTRICT OR TOWN	TOTAL VOTES	LOUISE	MAGGIE	MAGGIE	LOUISE	MAGGIE	SCATTER	BLANK AND VOID
		M. SLAUGHTER DEM	BROOKS REP	BROOKS CON	M. SLAUGHTER WOR	BROOKS IND		
Leg. Dist. 07	859	455	287	42	31	14	0	30
Leg. Dist. 16	10	3	4	0	2	0	0	1
Leg. Dist. 21	9,106	6,735	1,267	235	472	119	9	269
Leg. Dist. 22	7,214	6,078	465	82	220	51	0	318
Leg. Dist. 23	9,791	6,484	1,968	319	501	181	20	318
Leg. Dist. 24	5,909	4,023	986	137	452	93	5	213
Leg. Dist. 25	8,268	6,881	551	99	327	63	5	342
Leg. Dist. 26	5,850	3,543	1,428	305	261	108	8	197
Leg. Dist. 27	10,640	8,860	844	185	358	80	6	307
Leg. Dist. 28	6,310	4,678	861	186	244	99	2	240
Leg. Dist. 29	7,949	6,066	988	176	314	70	4	331
CITY	71,906	53,806	9,649	1,766	3,182	878	59	2,566
Brighton	18,142	11,084	4,981	631	642	257	13	534
Chili	14,435	6,101	6,084	1,144	483	277	9	337
Clarkson	2,868	1,001	1,319	286	99	76	4	83
East Rochester	2,697	1,315	966	135	114	67	2	98
Gates	12,832	6,336	4,608	784	439	249	7	409
Greece	45,322	19,866	18,130	3,546	1,604	830	32	1,314
Henrietta	16,763	8,478	5,887	1,070	533	326	14	455
Irondequoit	26,361	13,799	8,864	1,447	961	519	26	745
Ogden	9,796	3,506	4,598	914	325	185	10	258
Parma	7,660	2,572	3,685	761	257	173	3	209
Penfield	20,321	8,898	8,526	1,381	594	407	18	497
Perinton	26,942	12,049	11,583	1,604	623	464	25	594
Pittsford	16,280	7,546	6,975	748	333	259	8	411
Riga	2,950	1,000	1,459	271	93	52	5	70
Sweden	4,815	2,051	1,921	410	166	99	7	161
Webster	22,670	9,353	10,057	1,645	601	436	11	567
TOWNS	250,854	114,955	99,643	16,777	7,867	4,676	194	6,742
GRAND TOTAL:	322,760	168,761	109,292	18,543	11,049	5,554	253	9,308

REPRESENTATIVE IN CONGRESS
25TH DISTRICT
DETAIL

LEGISLATIVE DISTRICT OR TOWN	ELECTION DISTRICT	TOTAL VOTES	LOUISE M. SLAUGHTER		MAGGIE BROOKS		LOUISE M. SLAUGHTER		MAGGIE BROOKS		BLANK AND VOID
			DEM	REP	CON	WOR	IND	SCATTER			
Leg. Dist. 07											
	1	508	254	192	25	20	7	0	10		
	2	351	201	95	17	11	7	0	20		
Leg. Dist. 07		859	455	287	42	31	14	0	30		
Leg. Dist. 16											
	1	10	3	4	0	2	0	0	1		
Leg. Dist. 16		10	3	4	0	2	0	0	1		
Leg. Dist. 21											
	1	360	232	66	13	25	8	0	16		
	2	311	214	52	15	21	5	0	4		
	3	217	157	30	11	8	3	0	8		
	4	215	168	26	3	10	2	1	5		
	5	199	132	36	6	15	5	0	5		
	6	359	257	47	7	26	2	0	20		
	7	544	399	88	14	19	9	1	14		
	8	161	127	14	4	14	2	0	0		
	9	364	253	75	12	13	3	1	7		
	10	442	301	97	11	13	9	1	10		
	11	426	350	40	6	11	3	0	16		
	12	740	488	129	24	50	15	0	34		
	13	251	171	31	7	28	5	1	8		
	14	148	102	30	8	4	1	0	3		
	15	444	321	67	9	30	6	0	11		
	16	222	170	31	6	6	0	0	9		
	17	392	299	39	14	26	11	0	3		
	18	409	337	29	5	19	2	0	17		
	19	234	194	20	2	11	1	1	5		
	20	202	127	44	9	12	4	2	4		
	21	325	269	18	5	20	0	0	13		
	22	477	386	39	11	15	6	0	20		
	23	401	324	36	9	18	3	0	11		
	24	472	297	119	19	23	8	1	5		
	25	381	330	17	3	21	3	0	7		
	26	120	90	21	2	4	3	0	0		
	27	290	240	26	0	10	0	0	14		
Leg. Dist. 21		9,106	6,735	1,267	235	472	119	9	269		
Leg. Dist. 22											
	1	488	394	45	3	22	5	0	19		
	2	208	185	6	3	2	2	0	10		
	3	308	266	13	4	12	0	0	13		
	4	171	138	9	1	5	1	0	17		
	5	254	212	14	1	12	4	0	11		
	6	244	214	12	1	5	2	0	10		
	7	197	164	12	1	8	0	0	12		
	8	308	245	35	5	13	0	0	10		
	9	251	222	12	2	3	1	0	11		

REPRESENTATIVE IN CONGRESS
25TH DISTRICT
DETAIL

LEGISLATIVE DISTRICT OR TOWN	ELECTION DISTRICT	TOTAL VOTES	LOUISE M. SLAUGHTER		MAGGIE BROOKS	MAGGIE BROOKS	LOUISE M. SLAUGHTER		MAGGIE BROOKS	BLANK AND VOID
			DEM	REP	CON	WOR	IND	SCATTER		
Leg. Dist. 22										
	10	283	270	3	0	2	1	0	7	
	11	306	254	13	4	16	3	0	16	
	12	236	208	11	2	7	1	0	7	
	13	143	125	5	1	2	0	0	10	
	14	303	242	21	3	13	5	0	19	
	15	430	365	22	4	15	2	0	22	
	16	164	125	19	2	13	0	0	5	
	17	147	135	2	4	0	2	0	4	
	18	195	166	9	2	3	2	0	13	
	19	238	200	14	7	3	0	0	14	
	20	344	313	17	0	6	0	0	8	
	21	229	190	11	1	11	3	0	13	
	22	382	326	18	7	11	4	0	16	
	23	256	236	10	1	2	0	0	7	
	24	143	120	11	1	3	1	0	7	
	25	437	305	75	16	13	4	0	24	
	26/25-19	203	151	31	2	7	4	0	8	
	27	346	307	15	4	11	4	0	5	
Leg. Dist. 22		7,214	6,078	465	82	220	51	0	318	
Leg. Dist. 23										
	1	185	122	39	6	10	3	1	4	
	2	325	231	47	7	18	11	2	9	
	3	238	159	33	7	25	5	0	9	
	4	518	349	103	19	19	10	0	18	
	5	217	139	44	6	9	7	1	11	
	6	237	155	55	8	6	4	1	8	
	7	381	256	73	8	24	9	0	11	
	8	355	247	57	10	19	6	0	16	
	9	247	161	58	7	10	3	1	7	
	10	320	221	55	7	17	4	1	15	
	11	359	229	75	6	29	3	1	16	
	12	433	284	100	14	13	6	1	15	
	13	339	211	90	17	9	3	1	8	
	14	373	246	73	10	20	9	1	14	
	15	234	165	29	13	9	7	0	11	
	16	168	117	28	4	12	1	1	5	
	17	488	310	97	22	35	10	3	11	
	18	680	445	153	30	29	13	0	10	
	19	357	228	91	9	16	3	0	10	
	20	368	261	50	12	23	7	1	14	
	21	311	191	70	13	23	6	1	7	
	22	302	189	78	11	9	5	0	10	
	23	216	152	33	8	11	4	0	8	
	24	357	222	90	8	12	9	0	16	
	25	487	319	102	18	23	11	1	13	

REPRESENTATIVE IN CONGRESS
25TH DISTRICT
DETAIL

LEGISLATIVE DISTRICT OR TOWN	ELECTION DISTRICT	TOTAL VOTES	LOUISE M. SLAUGHTER		MAGGIE BROOKS	MAGGIE BROOKS	LOUISE M. SLAUGHTER		MAGGIE BROOKS	BLANK AND VOID
			DEM	REP	CON	WOR	IND	SCATTER		
Leg. Dist. 23										
	26	539	360	117	17	22	9	0	14	
	27	265	165	70	14	11	3	0	2	
	28/24-20/25-28	431	315	46	6	34	7	2	21	
	29	61	35	12	2	4	3	0	5	
		9,791	6,484	1,968	319	501	181	20	318	
Leg. Dist. 23										
Leg. Dist. 24										
	1	414	294	51	12	39	4	0	14	
	2/22	312	240	33	5	24	1	0	9	
	3/23	322	238	45	4	25	3	0	7	
	4	473	314	75	7	43	13	0	21	
	5/24	361	220	87	13	17	9	0	15	
	6	280	192	55	6	15	5	0	7	
	7	222	150	53	7	9	1	0	2	
	8	344	219	71	11	22	2	1	18	
	9	239	144	59	13	14	4	1	4	
	10	404	281	51	5	53	9	1	4	
	11	232	161	41	2	10	5	0	13	
	12	93	83	3	1	1	0	0	5	
	13	386	262	48	9	51	6	0	10	
	14/21	486	325	66	12	56	9	0	18	
	15	392	271	63	8	25	5	0	20	
	16	335	219	62	10	26	2	1	15	
	17	134	75	40	2	6	0	0	11	
	18	403	279	73	10	15	14	1	11	
	19	77	56	10	0	1	1	0	9	
		5,909	4,023	986	137	452	93	5	213	
Leg. Dist. 24										
Leg. Dist. 25										
	1	454	362	59	8	14	3	0	8	
	2	399	355	10	1	21	2	0	10	
	3	482	425	22	5	12	3	1	14	
	4/14	303	238	29	10	11	3	0	12	
	5	370	339	7	2	5	1	0	16	
	6/24	380	256	61	8	26	5	0	24	
	7	360	318	8	0	15	1	0	18	
	8	460	415	13	1	15	2	0	14	
	9	230	210	5	0	8	0	0	7	
	10	382	341	19	5	9	3	0	5	
	11	238	222	9	0	3	0	0	4	
	12	271	182	37	9	27	7	0	9	
	13	521	471	12	4	11	2	0	21	
	15	336	307	4	4	7	0	0	14	
	16	373	315	25	5	8	3	0	17	
	17	324	280	11	1	18	1	0	13	
	18	418	353	21	7	14	1	0	22	
	20/25	552	394	79	7	18	7	2	45	

REPRESENTATIVE IN CONGRESS
25TH DISTRICT
DETAIL

LEGISLATIVE DISTRICT OR TOWN	ELECTION DISTRICT	TOTAL VOTES	LOUISE M. SLAUGHTER			LOUISE M. SLAUGHTER			BLANK AND VOID
			DEM	REP	CON	WOR	IND	SCATTER	
Leg. Dist. 25									
	21/28-12	467	378	31	4	21	7	1	25
	22	270	216	23	5	14	4	0	8
	23	208	146	20	3	13	2	0	24
	26/27	178	124	18	6	18	3	1	8
	29/30	292	234	28	4	19	3	0	4
		8,268	6,881	551	99	327	63	5	342
Leg. Dist. 26									
	1	578	316	162	35	28	14	0	23
	2	255	138	76	21	12	4	0	4
	3	163	85	49	11	9	6	0	3
	4	277	150	84	19	11	2	0	11
	5	276	161	65	18	8	5	0	19
	6	277	200	46	13	7	3	0	8
	7	380	244	75	21	21	6	1	12
	8	404	312	54	6	12	3	0	17
	9	402	262	72	20	23	12	0	13
	10	432	301	67	13	29	3	0	19
	11	333	211	75	14	16	6	2	9
	12	324	154	123	15	11	9	0	12
	13	368	196	115	27	12	8	0	10
	14	373	211	107	25	12	9	1	8
	15	349	240	64	17	18	3	0	7
	16	361	183	113	19	21	10	2	13
	17	298	179	81	11	11	5	2	9
		5,850	3,543	1,428	305	261	108	8	197
Leg. Dist. 27									
	1	463	377	43	17	8	2	1	15
	2	498	406	49	14	11	6	1	11
	3	352	270	46	11	15	4	0	6
	4	507	416	36	12	24	5	0	14
	5	468	402	29	6	21	3	0	7
	6	495	436	24	2	15	3	0	15
	7	452	360	51	6	23	5	0	7
	8	767	678	31	8	15	2	2	31
	9	483	419	27	2	18	5	0	12
	10	405	309	54	12	15	2	0	13
	11	515	422	50	9	10	4	0	20
	12	396	326	25	7	21	4	0	13
	13	455	400	22	5	14	2	0	12
	14	364	312	19	6	11	3	0	13
	15	401	349	21	2	14	1	1	13
	16	467	402	24	7	13	3	0	18
	17	513	447	36	3	11	1	0	15
	18	465	347	71	14	14	5	0	14
	19	496	439	22	4	23	4	1	3

REPRESENTATIVE IN CONGRESS
25TH DISTRICT
DETAIL

LEGISLATIVE DISTRICT OR TOWN	ELECTION DISTRICT	TOTAL VOTES	LOUISE M. SLAUGHTER		MAGGIE BROOKS	MAGGIE BROOKS	LOUISE M. SLAUGHTER		MAGGIE BROOKS	BLANK AND VOID
			DEM	REP	CON	WOR	IND	SCATTER		
Leg. Dist. 27										
	20	336	307	7	1		11	3	0	7
	21	239	207	15	5		8	0	0	4
	22	364	266	50	14		10	8	0	16
	23	286	254	9	3		10	0	0	10
	25	212	139	40	6		13	2	0	12
	26	241	170	43	9		10	3	0	6
Leg. Dist. 27		10,640	8,860	844	185		358	80	6	307
Leg. Dist. 28										
	1	382	294	44	17		20	2	0	5
	2	250	168	37	11		15	6	1	12
	3	231	190	25	1		7	0	0	8
	4	246	179	32	8		12	3	0	12
	5	220	139	48	9		10	4	1	9
	6	468	352	74	9		11	10	0	12
	7	596	408	109	21		20	12	0	26
	8	343	275	28	10		10	3	0	17
	9	374	255	70	12		14	7	0	16
	10	154	120	16	3		5	4	0	6
	11	301	228	30	9		13	5	0	16
	13	370	272	40	13		14	7	0	24
	14	356	277	39	8		12	4	0	16
	15	188	147	17	9		5	4	0	6
	16	295	220	35	5		13	7	0	15
	17	54	42	9	1		1	0	0	1
	18	320	249	36	7		14	6	0	8
	19	3	1	1	0		0	0	0	1
	20	489	332	86	17		25	8	0	21
	21	471	363	64	11		19	7	0	7
	22	199	167	21	5		4	0	0	2
Leg. Dist. 28		6,310	4,678	861	186		244	99	2	240
Leg. Dist. 29										
	1	70	52	7	2		2	0	0	7
	2	167	138	8	1		6	0	1	13
	3	12	10	1	0		1	0	0	0
	4	387	278	57	12		22	4	0	14
	5	390	304	49	12		12	6	0	7
	6	282	217	41	6		9	2	0	7
	7	252	174	42	14		6	5	0	11
	8	98	79	13	2		2	0	0	2
	9	568	411	81	12		21	6	1	36
	10	563	452	58	11		21	3	0	18
	11	345	241	72	6		12	5	0	9
	12	454	374	43	7		19	2	0	9
	13	346	296	21	2		14	3	0	10
	14	132	101	16	4		5	1	0	5

REPRESENTATIVE IN CONGRESS
25TH DISTRICT
DETAIL

LEGISLATIVE DISTRICT OR TOWN	ELECTION DISTRICT	TOTAL VOTES	LOUISE	MAGGIE	MAGGIE	LOUISE	MAGGIE	SCATTER	BLANK AND VOID
			M. SLAUGHTER DEM	BROOKS REP	BROOKS CON	M. SLAUGHTER WOR	BROOKS IND		
Leg. Dist. 29									
	15	380	299	23	8	22	4	0	24
	16	183	141	13	3	9	1	0	16
	17/27	233	147	52	13	13	2	0	6
	18	308	182	81	11	21	2	0	11
	19	246	189	26	4	10	2	1	14
	20	550	456	39	9	15	2	0	29
	21	392	281	56	13	22	3	0	17
	22	185	150	13	0	3	0	0	19
	23	283	244	24	3	2	1	0	9
	24	497	394	54	7	26	6	1	9
	25/28	406	282	76	8	12	8	0	20
	26	220	174	22	6	7	2	0	9
Leg. Dist. 29		7,949	6,066	988	176	314	70	4	331
CITY		71,906	53,806	9,649	1,766	3,182	878	59	2,566
Brighton									
	1	515	322	125	17	22	12	0	17
	2	336	182	101	20	18	3	0	12
	3	373	202	129	8	11	7	0	16
	4	421	278	88	6	22	4	1	22
	5	462	290	113	10	23	6	1	19
	6	568	339	165	24	21	7	0	12
	7	362	211	106	9	14	6	2	14
	8	446	221	188	16	4	6	0	11
	9	369	228	93	18	17	8	0	5
	10	472	317	120	14	11	4	0	6
	11	494	285	142	25	28	8	0	6
	12	539	358	125	12	16	5	0	23
	13	306	186	83	12	10	8	1	6
	14	324	216	66	10	18	2	1	11
	15	344	191	103	17	16	8	0	9
	16	296	120	153	12	3	1	0	7
	17	168	120	35	1	4	0	0	8
	18	414	283	92	11	13	5	0	10
	19	291	186	72	16	10	0	0	7
	20	345	205	100	16	10	6	0	8
	21	358	221	86	13	22	5	1	10
	22	449	264	143	19	8	5	0	10
	23	344	233	82	8	13	3	0	5
	24	479	277	147	19	13	11	0	12
	25	333	204	69	13	25	7	1	14
	26	353	190	106	16	15	7	0	19
	27	343	220	82	11	11	6	0	13
	28	529	346	137	16	16	4	0	10
	29	317	173	112	10	7	6	0	9
	30	747	471	210	18	22	5	0	21

REPRESENTATIVE IN CONGRESS
25TH DISTRICT
DETAIL

LEGISLATIVE DISTRICT OR TOWN	ELECTION DISTRICT	TOTAL VOTES	LOUISE M. SLAUGHTER			MAGGIE BROOKS		LOUISE M. SLAUGHTER		MAGGIE BROOKS	SCATTER	BLANK AND VOID
			DEM	REP	CON	WOR	IND					
Brighton												
	31	365	248	84	5	10	10	0	8			
	32	478	312	114	12	17	5	0	18			
	33	466	282	137	18	9	4	1	15			
	34	408	237	115	20	19	8	0	9			
	35	367	250	79	10	12	5	1	10			
	36	293	174	62	13	12	3	1	28			
	37	450	320	78	10	16	7	0	19			
	38	454	269	136	19	14	7	0	9			
	39	356	192	114	19	17	5	0	9			
	40	641	416	169	15	16	9	1	15			
	41	465	287	127	17	13	4	1	16			
	42	140	79	38	10	4	5	0	4			
	43	418	257	122	18	11	5	0	5			
	44	177	112	45	8	9	1	0	2			
	45	319	151	118	16	14	11	0	9			
	46	248	159	70	4	6	3	0	6			
		18,142	11,084	4,981	631	642	257	13	534			
Brighton												
Chili												
	1	322	141	133	29	8	6	0	5			
	2	488	149	243	46	17	16	1	16			
	3	487	215	190	39	18	14	0	11			
	4	340	132	155	29	11	7	3	3			
	5	411	170	200	24	4	9	0	4			
	6	405	156	169	32	26	11	0	11			
	7	244	120	84	22	11	2	0	5			
	8	446	176	194	43	14	9	0	10			
	9	417	175	174	34	22	9	0	3			
	10	314	80	169	40	8	7	0	10			
	11	420	184	173	27	18	7	0	11			
	12	424	185	174	29	19	6	0	11			
	13	628	231	311	44	14	15	0	13			
	14	441	149	214	43	18	8	0	9			
	15	384	142	180	34	7	8	0	13			
	16	802	323	361	66	21	15	0	16			
	17	941	352	433	90	26	16	1	23			
	18	454	186	190	35	19	5	0	19			
	19	405	196	171	16	11	4	0	7			
	20	628	309	244	35	15	13	0	12			
	21	299	139	118	22	9	6	0	5			
	22	437	252	112	25	25	5	2	16			
	23	356	148	154	28	17	3	0	6			
	24	866	430	317	61	18	19	0	21			
	25	357	216	92	21	11	8	0	9			
	26	539	195	247	51	21	8	0	17			
	27	409	174	163	44	13	5	0	10			

REPRESENTATIVE IN CONGRESS
25TH DISTRICT
DETAIL

LEGISLATIVE DISTRICT OR TOWN	ELECTION DISTRICT	TOTAL VOTES	LOUISE M. SLAUGHTER		MAGGIE BROOKS	MAGGIE BROOKS	LOUISE M. SLAUGHTER		MAGGIE BROOKS	BLANK AND VOID
			DEM	REP	CON	WOR	IND	SCATTER		
Chili										
	28	342	181	108	26		12	8	0	7
	29	291	113	130	22		10	10	1	5
	30	286	118	113	27		9	10	1	8
	31	426	202	170	23		12	7	0	12
	32	426	162	198	37		19	1	0	9
		<u>14,435</u>	<u>6,101</u>	<u>6,084</u>	<u>1,144</u>		<u>483</u>	<u>277</u>	<u>9</u>	<u>337</u>
Clarkson										
	1	571	197	272	52		22	16	1	11
	3	481	192	211	42		17	6	1	12
	4	639	205	317	64		21	16	0	16
	5	808	274	359	94		23	23	1	34
	6	369	133	160	34		16	15	1	10
		<u>2,868</u>	<u>1,001</u>	<u>1,319</u>	<u>286</u>		<u>99</u>	<u>76</u>	<u>4</u>	<u>83</u>
East Rochester										
	1	502	262	171	23		16	10	0	20
	2	393	180	141	22		26	11	0	13
	3	383	167	150	20		12	14	2	18
	4	370	198	128	6		18	8	0	12
	5	292	138	105	19		12	7	0	11
	6	383	200	129	25		11	6	0	12
	7	374	170	142	20		19	11	0	12
		<u>2,697</u>	<u>1,315</u>	<u>966</u>	<u>135</u>		<u>114</u>	<u>67</u>	<u>2</u>	<u>98</u>
East Rochester Gates										
	1	275	140	94	20		10	6	0	5
	2	351	191	97	17		15	11	1	19
	3	361	186	113	24		17	11	0	10
	4	387	197	129	32		15	4	0	10
	5	419	208	160	22		12	7	1	9
	6	427	231	133	26		18	2	0	17
	7	759	326	320	46		26	14	1	26
	8	282	143	105	14		7	7	0	6
	9	431	222	153	13		19	4	0	20
	10	245	140	82	14		3	2	0	4
	11	272	143	88	14		12	8	0	7
	12	246	141	71	15		10	3	0	6
	13	402	203	140	28		11	5	0	15
	14	313	165	105	14		9	13	0	7
	15	600	293	223	36		15	6	0	27
	16	309	171	100	18		6	7	0	7
	17	419	220	134	20		18	8	1	18
	18	463	183	201	40		12	7	0	20
	19	363	158	164	21		9	6	0	5
	20	364	182	119	18		16	14	0	15
	21	351	176	131	19		14	2	0	9
	22	323	147	119	25		14	8	0	10

REPRESENTATIVE IN CONGRESS
25TH DISTRICT
DETAIL

LEGISLATIVE DISTRICT OR TOWN	ELECTION DISTRICT	TOTAL VOTES	LOUISE	MAGGIE	MAGGIE	LOUISE	MAGGIE	SCATTER	BLANK AND VOID
			SLAUGHTER	BROOKS	BROOKS	SLAUGHTER	BROOKS		
			DEM	REP	CON	WOR	IND		
Gates									
	23	347	142	138	36	8	11	0	12
	24	446	191	194	24	16	5	0	16
	25	336	183	116	15	9	7	0	6
	26	443	201	169	34	16	13	0	10
	27	476	259	156	26	12	8	0	15
	28	291	144	116	5	11	5	0	10
	29	369	180	116	36	18	8	0	11
	30	253	132	83	19	4	8	1	6
	31	294	131	120	14	11	4	1	13
	32	417	203	146	30	19	8	1	10
	33	190	113	48	10	9	3	0	7
	34	340	164	122	24	14	8	0	8
	35	268	127	103	15	4	6	0	13
Gates		12,832	6,336	4,608	784	439	249	7	409
Greece									
	1	356	157	133	32	13	4	0	17
	2	419	142	198	47	17	7	0	8
	3	370	141	164	33	15	6	0	11
	4	313	134	119	30	13	6	1	10
	5	305	151	108	17	14	6	0	9
	6	314	141	117	26	13	7	0	10
	7	420	196	155	31	23	9	0	6
	8	390	177	125	33	20	14	1	20
	9	368	170	135	30	14	9	0	10
	10	333	155	114	29	20	7	0	8
	11	191	106	52	6	12	5	0	10
	12	248	123	78	22	15	1	0	9
	13	325	169	108	34	8	2	0	4
	14	316	162	108	22	12	7	0	5
	15	350	152	146	28	11	8	0	5
	16	281	124	114	15	15	9	0	4
	17	496	196	211	49	12	10	0	18
	18	440	189	184	29	23	8	0	7
	19	354	169	110	31	21	9	0	14
	20	363	168	116	32	18	15	1	13
	21	354	151	131	32	14	10	0	16
	22	309	142	121	19	12	9	0	6
	23	539	284	185	27	22	6	0	15
	24	535	188	254	48	12	10	1	22
	25	413	204	137	24	22	13	0	13
	26	303	143	101	26	9	9	0	15
	27	592	280	210	45	24	10	0	23
	28	514	203	230	38	17	12	0	14
	29	398	187	151	34	6	7	0	13
	30	269	121	103	17	11	8	0	9

REPRESENTATIVE IN CONGRESS
25TH DISTRICT
DETAIL

LEGISLATIVE DISTRICT OR TOWN	ELECTION DISTRICT	TOTAL VOTES	LOUISE M. SLAUGHTER		MAGGIE BROOKS	MAGGIE BROOKS	LOUISE M. SLAUGHTER		MAGGIE BROOKS	BLANK AND VOID
			DEM	REP	CON	WOR	IND	SCATTER		
Greece	31	289	141	104	17	11	8	0	8	
	32	406	204	128	35	16	12	0	11	
	33	504	188	232	53	14	4	0	13	
	34	388	151	163	39	19	6	0	10	
	35	403	163	180	38	13	2	0	7	
	36	510	246	193	35	17	9	0	10	
	37	280	105	122	36	8	6	0	3	
	38	518	233	215	25	26	8	1	10	
	39	292	108	123	29	12	3	2	15	
	40	349	180	122	14	18	2	0	13	
	41	433	182	176	34	16	10	1	14	
	42	386	207	111	29	19	9	0	11	
	43	398	134	177	50	11	15	0	11	
	44	559	235	246	40	18	7	0	13	
	45	610	213	307	50	17	10	0	13	
	46	295	134	101	25	17	8	0	10	
	47	407	186	146	47	16	2	0	10	
	48	291	114	121	25	15	7	1	8	
	49	292	126	121	20	12	4	1	8	
	50	378	163	154	33	13	10	0	5	
	51	275	124	114	14	8	3	0	12	
	52	516	211	213	50	21	8	0	13	
	53	476	292	132	22	13	2	1	14	
	54	459	184	196	38	21	8	1	11	
	55	327	148	122	30	9	6	0	12	
	56	489	210	203	41	15	9	1	10	
	57	387	165	159	29	13	8	0	13	
	58	525	235	198	44	11	9	1	27	
	59	395	262	77	19	10	10	0	17	
	60	343	168	125	18	17	7	0	8	
	61	429	222	136	36	25	4	0	6	
	62	506	252	194	27	16	3	1	13	
	63	448	221	148	40	17	13	0	9	
	64	338	144	147	12	14	5	2	14	
	65	361	156	159	14	8	4	0	20	
	66	221	103	91	13	7	2	0	5	
	67	351	148	134	30	12	11	0	16	
	68	496	199	193	57	23	4	0	20	
	69	279	117	122	20	8	7	0	5	
	70	912	350	439	65	22	20	1	15	
	71	477	200	205	32	15	5	0	20	
	72	498	200	216	60	10	7	0	5	
	73	269	122	99	22	8	5	0	13	
	74	396	232	113	20	7	10	0	14	
	75	325	134	134	26	13	7	0	11	
	76	297	106	144	27	10	4	1	5	

REPRESENTATIVE IN CONGRESS
25TH DISTRICT
DETAIL

LEGISLATIVE DISTRICT OR TOWN	ELECTION DISTRICT	TOTAL VOTES	LOUISE	MAGGIE	MAGGIE	LOUISE	MAGGIE	SCATTER	BLANK AND VOID
			M. SLAUGHTER	BROOKS	BROOKS	M. SLAUGHTER	BROOKS		
			DEM	REP	CON	WOR	IND		
Greece									
	77	464	214	182	34	14	3	0	17
	78	294	112	140	18	16	5	0	3
	79	670	267	296	53	20	13	2	19
	80	510	207	225	38	17	5	1	17
	81	264	106	127	14	8	4	1	4
	82	405	229	117	21	12	11	1	14
	83	286	139	104	15	8	9	1	10
	84	464	226	158	38	13	16	0	13
	85	514	209	220	42	20	8	0	15
	86	562	231	255	49	5	8	1	13
	87	374	142	161	32	16	7	1	15
	88	389	179	157	36	8	4	1	4
	89	351	148	151	23	12	2	0	15
	90	498	184	233	49	16	2	1	13
	91	738	268	368	56	15	13	0	18
	92	597	291	230	42	8	9	0	17
	93	579	298	190	41	23	8	0	19
	94	411	174	169	29	18	9	1	11
	95	311	156	105	16	14	6	0	14
	96	525	226	219	40	18	10	0	12
	97	676	254	323	59	11	9	0	20
	98	625	292	233	44	31	12	0	13
	99	471	163	227	42	18	7	1	13
	100	617	241	277	48	20	9	1	21
	101	312	133	124	32	8	6	0	9
	102	654	283	266	46	26	14	0	19
	103	490	196	201	65	8	7	0	13
	104	480	209	196	36	18	8	0	13
	105	309	113	156	13	8	9	0	10
	106	383	149	174	31	8	6	0	15
	107	299	114	138	23	8	7	0	9
	108	274	124	114	14	11	5	0	6
	109	565	246	221	41	29	13	0	15
		<u>45,322</u>	<u>19,866</u>	<u>18,130</u>	<u>3,546</u>	<u>1,604</u>	<u>830</u>	<u>32</u>	<u>1,314</u>
Greece									
Henrietta									
	1	540	234	224	42	11	13	1	15
	2	402	179	153	26	23	10	0	11
	3	289	174	73	10	10	7	0	15
	4	479	292	134	20	16	4	1	12
	5	421	202	155	30	13	9	0	12
	6	389	190	138	31	11	10	0	9
	7	365	177	134	26	8	10	0	10
	8	416	219	134	22	20	11	0	10
	9	385	231	108	23	9	6	1	7
	10	431	213	150	34	14	6	0	14

REPRESENTATIVE IN CONGRESS
25TH DISTRICT
DETAIL

LEGISLATIVE DISTRICT OR TOWN	ELECTION DISTRICT	TOTAL VOTES	LOUISE	MAGGIE	MAGGIE	LOUISE	MAGGIE	SCATTER	BLANK AND VOID
			M. SLAUGHTER	BROOKS	BROOKS	M. SLAUGHTER	BROOKS		
			DEM	REP	CON	WOR	IND		
Henrietta									
	11	387	228	106	19	11	5	0	18
	12	375	153	156	27	8	12	1	18
	13	606	287	225	42	25	8	1	18
	14	373	194	130	22	9	7	0	11
	15	486	246	158	30	20	12	1	19
	16	332	161	121	17	14	8	0	11
	17	468	237	161	31	17	12	0	10
	18	472	259	156	27	15	5	1	9
	19	395	180	153	26	14	10	0	12
	20	582	266	225	45	14	12	0	20
	21	319	168	105	23	16	3	0	4
	22	610	312	226	32	23	4	0	13
	23	372	203	119	21	9	7	0	13
	24	459	254	139	25	16	10	2	13
	25	387	177	153	34	9	8	1	5
	26	788	361	318	59	16	16	1	17
	27	659	280	287	43	17	10	1	21
	28	504	227	200	39	18	9	0	11
	29	1,095	590	367	61	23	24	1	29
	30	960	542	286	60	42	10	0	20
	31	289	179	64	17	11	10	1	7
	32	523	279	194	32	9	3	0	6
	33	338	177	119	14	11	9	0	8
	34	284	154	89	18	10	8	0	5
	35	583	253	227	42	21	18	0	22
		<u>16,763</u>	<u>8,478</u>	<u>5,887</u>	<u>1,070</u>	<u>533</u>	<u>326</u>	<u>14</u>	<u>455</u>
Henrietta									
Irondequoit									
	1	604	330	194	34	11	9	1	25
	2	300	146	115	16	8	8	0	7
	3	511	265	158	22	29	16	0	21
	4	366	181	129	29	12	8	0	7
	5	392	227	110	24	11	10	1	9
	6	595	302	204	28	27	14	1	19
	7	539	258	200	39	12	12	1	17
	8	394	178	171	24	7	6	0	8
	9	407	191	157	26	15	4	0	14
	10	410	199	149	28	9	10	2	13
	11	255	140	83	12	9	4	0	7
	12	346	194	97	15	26	3	0	11
	13	535	312	148	28	21	11	0	15
	14	476	221	169	31	26	17	1	11
	15	504	232	203	41	13	4	0	11
	16	692	368	237	37	17	15	0	18
	17	258	132	84	18	11	5	0	8
	18	427	213	168	21	12	6	0	7

REPRESENTATIVE IN CONGRESS
25TH DISTRICT
DETAIL

LEGISLATIVE DISTRICT OR TOWN	ELECTION DISTRICT	TOTAL VOTES	LOUISE	MAGGIE	MAGGIE	LOUISE	MAGGIE	SCATTER	BLANK AND VOID
			M. SLAUGHTER	BROOKS	BROOKS	M. SLAUGHTER	BROOKS		
			DEM	REP	CON	WOR	IND		
Irondequoit	19	495	327	96	20	21	10	0	21
	20	352	160	142	19	12	7	0	12
	21	396	212	120	25	19	9	0	11
	22	445	225	135	33	25	14	0	13
	23	383	215	122	20	10	10	0	6
	24	367	185	117	29	16	8	0	12
	25	420	214	140	25	24	11	1	5
	26	340	222	82	12	10	4	1	9
	27	249	117	92	15	8	9	0	8
	28	381	175	144	25	17	7	1	12
	29	345	198	105	13	12	11	0	6
	30	366	186	140	15	14	6	0	5
	31	518	281	164	26	24	9	0	14
	32	398	211	131	17	16	10	2	11
	33	307	149	108	17	17	10	0	6
	34	590	258	265	29	16	5	0	17
	35	297	152	96	17	16	4	1	11
	36	329	210	72	10	19	6	0	12
	37	325	145	142	13	9	5	2	9
	38	292	192	67	11	11	2	0	9
	39	132	58	56	7	3	1	0	7
	40	258	120	95	11	14	13	0	5
	41	405	237	115	16	15	10	0	12
	42	424	181	183	23	15	9	0	13
	43	347	185	110	22	15	4	1	10
	44	690	355	251	30	26	16	0	12
	45	316	175	104	13	9	8	2	5
	46	395	174	153	25	17	7	0	19
	47	153	80	54	7	3	2	0	7
	48	359	159	147	28	9	8	0	8
	49	352	164	133	18	20	7	3	7
	50	311	197	82	11	8	3	0	10
	51	488	256	156	31	24	8	1	12
	52	482	294	121	18	18	13	1	17
	53	347	192	115	15	10	5	1	9
	54	122	79	27	7	3	3	0	3
	55	439	236	132	26	14	10	0	21
	56	339	171	132	16	11	1	0	8
	57	545	279	189	36	14	10	0	17
	58	445	235	144	26	21	4	0	15
	59	366	176	136	26	13	10	0	5
	60	427	198	154	36	11	16	0	12
	61	493	261	165	27	14	7	0	19
	62	422	195	165	25	16	8	1	12
	63	303	151	112	22	9	5	0	4
	64	217	159	35	7	4	1	0	11

REPRESENTATIVE IN CONGRESS
25TH DISTRICT
DETAIL

LEGISLATIVE DISTRICT OR TOWN	ELECTION DISTRICT	TOTAL VOTES	LOUISE M. SLAUGHTER		MAGGIE BROOKS	MAGGIE BROOKS	LOUISE M. SLAUGHTER		MAGGIE BROOKS	BLANK AND VOID
			DEM	REP	CON	WOR	IND	SCATTER		
Irondequoit										
	65	269	174	74	11		5	2	1	2
	66	237	187	34	4		5	2	0	5
	67	308	153	109	18		13	5	0	10
	68	364	195	125	21		10	2	0	11
		<u>26,361</u>	<u>13,799</u>	<u>8,864</u>	<u>1,447</u>		<u>961</u>	<u>519</u>	<u>26</u>	<u>745</u>
Irondequoit										
Ogden										
	1	430	190	181	30		13	6	0	10
	2	488	189	211	45		13	15	0	15
	3	659	216	339	60		12	10	0	22
	4	461	162	226	49		11	9	0	4
	5	442	146	219	39		14	12	1	11
	6	585	238	269	39		11	9	0	19
	7	295	103	132	33		15	6	0	6
	8	540	202	261	36		16	8	0	17
	9	444	164	204	38		20	8	0	10
	10	439	158	193	42		18	9	1	18
	11	433	136	206	58		13	12	0	8
	12	589	216	261	59		23	10	1	19
	13	449	159	209	34		25	13	1	8
	14	461	160	222	40		20	9	1	9
	15	601	214	278	55		24	12	1	17
	16	317	90	172	31		10	2	0	12
	17	427	158	187	38		19	7	0	18
	18	616	222	298	54		21	8	1	12
	19	574	206	263	64		17	7	2	15
	20	546	177	267	70		10	13	1	8
		<u>9,796</u>	<u>3,506</u>	<u>4,598</u>	<u>914</u>		<u>325</u>	<u>185</u>	<u>10</u>	<u>258</u>
Ogden										
Parma										
	1	526	162	261	61		12	11	1	18
	2	623	220	290	59		18	15	1	20
	3	459	162	216	36		16	11	0	18
	4	474	130	252	61		15	6	0	10
	5	334	108	166	31		10	10	1	8
	6	219	61	122	24		4	1	0	7
	7	477	157	233	50		18	9	0	10
	8	620	210	316	48		17	13	0	16
	9	527	173	269	53		13	9	0	10
	10	494	131	246	70		20	13	0	14
	11	545	205	241	56		21	15	0	7
	12	555	237	213	39		23	23	0	20
	13	840	297	396	72		29	16	0	30
	14	428	149	196	46		18	11	0	8
	15	539	170	268	55		23	10	0	13
		<u>7,660</u>	<u>2,572</u>	<u>3,685</u>	<u>761</u>		<u>257</u>	<u>173</u>	<u>3</u>	<u>209</u>
Parma										

REPRESENTATIVE IN CONGRESS
25TH DISTRICT
DETAIL

LEGISLATIVE DISTRICT OR TOWN	ELECTION DISTRICT	TOTAL VOTES	LOUISE M. SLAUGHTER			MAGGIE BROOKS		LOUISE M. SLAUGHTER		MAGGIE BROOKS	SCATTER	BLANK AND VOID
			DEM	REP	CON	WOR	IND					
Penfield	1	215	107	66	26	5	6	0	5			
	2	458	193	192	27	19	11	0	16			
	3	353	127	160	34	11	12	0	9			
	4	543	170	262	67	22	10	0	12			
	5	458	227	162	29	19	9	1	11			
	6	408	155	198	32	7	11	0	5			
	7	455	206	172	44	12	7	2	12			
	8	394	218	124	28	10	5	0	9			
	9	556	321	175	30	11	10	1	8			
	10	390	185	145	32	15	4	0	9			
	11	310	131	148	15	11	3	0	2			
	12	473	223	178	38	12	9	0	13			
	13	533	252	205	43	17	8	0	8			
	14	591	215	275	59	16	11	1	14			
	15	688	296	309	33	15	14	0	21			
	16	246	124	91	9	10	6	0	6			
	17	478	216	199	29	14	12	1	7			
	18	330	149	135	18	14	9	0	5			
	19	662	296	291	37	17	10	1	10			
	20	569	236	238	54	14	8	1	18			
	21	549	290	180	41	23	6	0	9			
	22	468	252	153	28	21	8	0	6			
	23	653	285	283	39	16	16	2	12			
	24	629	233	302	47	20	16	0	11			
	25	396	149	186	34	7	11	0	9			
	26	322	136	138	14	10	7	0	17			
	27	497	241	194	26	11	15	2	8			
	28	432	209	157	27	14	11	0	14			
	29	627	296	228	37	22	21	3	20			
	30	831	329	388	58	14	14	0	28			
	31	297	156	109	14	11	2	0	5			
	32	330	197	102	11	8	7	0	5			
	33	446	195	172	35	19	16	0	9			
	34	468	190	211	27	13	6	0	21			
	35	660	309	274	41	13	11	0	12			
	36	481	210	206	26	18	10	0	11			
	37	822	297	415	55	20	14	1	20			
	38	333	129	169	23	4	2	0	6			
	39	375	137	175	31	16	5	0	11			
	40	655	264	295	28	17	16	2	33			
	41	535	196	269	33	14	7	0	16			
	42	405	151	195	22	12	11	0	14			
Penfield		20,321	8,898	8,526	1,381	594	407	18	497			

REPRESENTATIVE IN CONGRESS
25TH DISTRICT
DETAIL

LEGISLATIVE DISTRICT OR TOWN	ELECTION DISTRICT	TOTAL VOTES	LOUISE	MAGGIE	MAGGIE	LOUISE	MAGGIE	SCATTER	BLANK AND VOID
			M. SLAUGHTER	BROOKS	BROOKS	M. SLAUGHTER	BROOKS		
			DEM	REP	CON	WOR	IND		
Perinton									
	1	684	294	297	45	16	20	0	12
	2	573	267	249	23	6	18	2	8
	3	409	195	171	19	7	4	0	13
	4	409	215	142	21	13	11	0	7
	5	276	138	100	17	9	5	0	7
	6	406	221	136	19	15	7	0	8
	7	531	258	204	35	13	10	0	11
	8	473	209	197	32	11	10	1	13
	9	633	264	292	40	17	10	1	9
	10	535	251	204	37	15	14	1	13
	11	347	165	135	24	10	4	0	9
	12	440	199	187	31	10	6	0	7
	13	401	152	214	16	6	5	0	8
	14	459	236	170	26	15	6	0	6
	15	480	221	197	27	12	7	2	14
	16	367	186	142	20	3	7	0	9
	17	476	236	176	31	16	9	1	7
	18	473	216	188	34	11	5	0	19
	19	449	190	210	26	7	6	0	10
	20	458	208	186	37	11	6	0	10
	21	550	269	218	29	20	6	1	7
	22	336	158	130	24	10	7	1	6
	23	663	274	315	33	12	14	0	15
	24	778	328	369	40	11	4	1	25
	25	371	202	132	15	10	6	0	6
	26	523	242	211	37	8	13	1	11
	27	363	166	153	26	8	6	0	4
	28	386	173	166	30	4	9	0	4
	29	286	143	103	17	12	4	0	7
	30	480	209	208	33	9	7	0	14
	31	552	225	254	36	16	12	0	9
	32	444	216	182	19	10	3	1	13
	33	501	225	206	33	16	12	0	9
	34	569	234	268	29	13	9	0	16
	35	400	186	167	23	12	5	2	5
	36	337	173	124	15	9	8	0	8
	37	496	232	191	37	20	10	0	6
	38	587	271	238	30	19	10	0	19
	39	571	248	237	37	19	8	1	21
	40	360	151	160	22	11	5	0	11
	41	333	151	131	20	12	11	2	6
	42	503	254	191	19	10	14	0	15
	43	822	344	393	47	10	13	1	14
	44	415	176	196	16	8	7	0	12
	45	709	289	345	36	17	9	1	12
	46	290	147	92	26	15	7	0	3

REPRESENTATIVE IN CONGRESS
25TH DISTRICT
DETAIL

LEGISLATIVE DISTRICT OR TOWN	ELECTION DISTRICT	TOTAL VOTES	LOUISE M. SLAUGHTER			MAGGIE BROOKS		LOUISE M. SLAUGHTER		MAGGIE BROOKS	SCATTER	BLANK AND VOID
			DEM	REP	CON	WOR	IND					
Perinton												
	47	542	202	267	38	8	13	0	14			
	48	381	183	155	19	11	7	0	6			
	49	410	171	191	35	4	3	0	6			
	50	228	149	44	6	8	5	1	15			
	51	589	191	324	47	7	10	0	10			
	52	500	211	235	26	7	1	1	19			
	53	405	177	174	26	7	10	1	10			
	54	834	309	434	46	15	12	1	17			
	55	463	193	231	20	4	6	0	9			
	56	686	256	351	52	8	8	1	10			
Perinton		26,942	12,049	11,583	1,604	623	464	25	594			
Pittsford												
	1	371	185	138	15	15	6	0	12			
	2	410	220	140	21	17	6	0	6			
	3	659	290	311	20	13	5	0	20			
	4	555	259	245	22	9	8	0	12			
	5	374	219	112	12	17	6	0	8			
	6	348	218	94	8	10	5	0	13			
	7	220	125	75	14	3	0	0	3			
	8	466	174	252	22	3	9	0	6			
	9	512	244	211	25	11	5	1	15			
	10	616	239	312	29	6	12	0	18			
	11	398	191	156	24	12	4	0	11			
	12	458	193	222	17	8	9	1	8			
	13	325	149	131	14	11	5	1	14			
	14	588	240	281	29	8	13	2	15			
	15	439	212	158	27	18	8	0	16			
	16	373	188	151	20	4	5	0	5			
	17	603	326	219	27	10	13	0	8			
	18	436	214	174	18	8	4	0	18			
	19	279	116	117	25	15	4	0	2			
	20	490	237	182	26	15	6	0	24			
	21	514	260	198	24	12	3	1	16			
	22	549	291	206	28	10	4	1	9			
	23	415	177	187	31	5	7	0	8			
	24	570	251	263	27	3	12	0	14			
	25	609	277	277	19	8	11	1	16			
	26	479	199	201	34	20	8	0	17			
	27	434	196	183	24	8	10	0	13			
	28	430	237	158	12	3	6	0	14			
	29	448	199	202	18	8	13	0	8			
	30	423	190	191	17	11	6	0	8			
	31	571	239	269	30	8	10	0	15			
	32	492	243	220	9	3	7	0	10			
	33	702	253	369	35	13	15	0	17			

REPRESENTATIVE IN CONGRESS
25TH DISTRICT
DETAIL

LEGISLATIVE DISTRICT OR TOWN	ELECTION DISTRICT	TOTAL VOTES	LOUISE	MAGGIE	MAGGIE	LOUISE	MAGGIE	SCATTER	BLANK AND VOID
			M. SLAUGHTER	BROOKS	BROOKS	M. SLAUGHTER	BROOKS		
			DEM	REP	CON	WOR	IND		
Pittsford									
	34	724	295	370	25	8	14	0	12
Pittsford		16,280	7,546	6,975	748	333	259	8	411
Riga									
	1	718	248	359	55	23	10	2	21
	2	531	166	275	51	16	14	0	9
	3	369	159	155	26	14	6	0	9
	4	440	162	211	40	7	7	0	13
	5	447	137	233	43	15	7	2	10
	6	445	128	226	56	18	8	1	8
Riga		2,950	1,000	1,459	271	93	52	5	70
Sweden									
	1	460	195	187	35	16	11	0	16
	2	309	188	68	15	16	2	2	18
	3	550	281	172	42	16	19	0	20
	4	570	228	250	48	23	8	2	11
	5	146	76	49	7	5	2	0	7
	6	399	176	148	42	11	7	0	15
	7	458	220	180	36	3	9	0	10
	8	385	126	183	37	17	13	0	9
	9	382	158	157	28	16	7	0	16
	10	569	178	286	60	20	9	1	15
	11	181	85	55	15	10	1	1	14
	12	406	140	186	45	13	11	1	10
Sweden		4,815	2,051	1,921	410	166	99	7	161
Webster									
	1	474	222	189	35	14	10	0	4
	2	623	271	259	34	22	15	1	21
	3	541	248	217	42	14	8	1	11
	4	257	112	110	15	7	8	0	5
	5	498	219	207	32	17	11	0	12
	6	424	195	178	22	11	3	0	15
	7	553	237	238	33	19	10	0	16
	8	453	174	203	45	12	7	0	12
	9	463	181	208	42	18	6	0	8
	10	986	374	485	68	19	23	2	15
	11	514	199	245	35	14	12	0	9
	12	594	210	300	45	12	13	0	14
	13	425	169	195	33	12	7	0	9
	14	427	180	173	32	11	12	0	19
	15	388	168	156	32	15	7	0	10
	16	640	284	272	34	21	11	0	18
	17	481	171	257	34	9	4	0	6
	18	370	169	153	22	5	11	0	10
	19	742	241	385	56	16	18	1	25
	20	636	247	298	51	23	8	0	9

REPRESENTATIVE IN CONGRESS
25TH DISTRICT
DETAIL

LEGISLATIVE DISTRICT OR TOWN	ELECTION DISTRICT	TOTAL VOTES	LOUISE M. SLAUGHTER			MAGGIE BROOKS		LOUISE M. SLAUGHTER		MAGGIE BROOKS	SCATTER	BLANK AND VOID
			DEM	REP	CON	WOR	IND					
Webster	21	587	225	278	39	15	15	0	15			
	22	526	206	222	52	19	7	1	19			
	23	432	184	189	30	9	8	0	12			
	24	1,132	464	479	98	34	28	0	29			
	25	484	236	181	30	15	9	0	13			
	26	505	207	210	44	9	17	1	17			
	27	413	158	197	32	9	4	0	13			
	28	480	179	225	39	14	12	2	9			
	29	347	174	128	20	9	3	1	12			
	30	350	183	112	12	13	9	0	21			
	31	624	256	279	52	11	2	0	24			
	32	585	222	273	47	22	8	0	13			
	33	534	213	233	44	20	12	0	12			
	34	287	105	138	20	7	10	0	7			
	35	337	133	150	37	5	9	0	3			
	36	449	168	228	27	7	11	0	8			
	37	798	317	371	47	26	18	0	19			
	38	613	300	230	37	17	9	0	20			
	39	470	225	199	25	6	6	0	9			
	40	758	329	335	59	12	7	0	16			
	41	623	233	310	42	16	10	1	11			
	42	470	204	192	41	9	14	0	10			
	43	377	161	170	29	6	4	0	7			
Webster		22,670	9,353	10,057	1,645	601	436	11	567			
TOWNS		250,854	114,955	99,643	16,777	7,867	4,676	194	6,742			
GRAND TOTAL:		322,760	168,761	109,292	18,543	11,049	5,554	253	9,308			

REPRESENTATIVE IN CONGRESS
27TH DISTRICT
DETAIL

LEGISLATIVE DISTRICT OR TOWN	ELECTION DISTRICT	TOTAL VOTES	KATHY C. HOCHUL	CHRIS COLLINS	CHRIS COLLINS	KATHY C. HOCHUL	SCATTER	BLANK AND VOID
			DEM	REP	CON	WOR		
Clarkson								
	2	58	20	25	5	2	0	6
Clarkson		58	20	25	5	2	0	6
Hamlin								
	1	388	172	143	29	25	0	19
	2	458	145	221	53	19	0	20
	3	429	151	171	47	28	0	32
	4	299	108	115	36	26	2	12
	5	382	146	144	44	24	0	24
	6	305	143	107	29	12	2	12
	7	545	202	234	48	25	1	35
	8	294	131	103	26	15	0	19
	9	250	97	100	25	15	0	13
	10	476	177	200	45	30	0	24
Hamlin		3,826	1,472	1,538	382	219	5	210
Mendon								
	1	743	326	305	65	24	0	23
	2	594	292	178	48	35	0	41
	3	669	252	296	70	13	1	37
	4	517	264	171	32	19	1	30
	5	640	243	286	67	18	0	26
	6	608	239	265	50	29	0	25
	7	667	264	299	52	7	0	45
	8	268	117	91	30	15	0	15
	9	519	208	217	40	23	0	31
Mendon		5,225	2,205	2,108	454	183	2	273
Rush								
	1	564	234	242	43	28	1	16
	2	399	152	178	34	19	0	16
	3	551	266	181	50	26	0	28
	4	567	228	239	48	28	0	24
Rush		2,081	880	840	175	101	1	84
Wheatland								
	1	449	218	150	34	24	0	23
	2	451	195	166	42	20	0	28
	3	570	287	187	35	32	2	27
	4	471	204	177	40	24	0	26
	5	520	199	224	57	23	0	17
Wheatland		2,461	1,103	904	208	123	2	121
GRAND TOTAL:		13,651	5,680	5,415	1,224	628	10	694

STATE SENATOR
54TH DISTRICT
DETAIL

LEGISLATIVE DISTRICT OR TOWN	ELECTION DISTRICT	TOTAL VOTES	MICHAEL F. NOZZOLIO	MICHAEL F. NOZZOLIO	MICHAEL F. NOZZOLIO	SCATTER	BLANK AND VOID
			REP	CON	IND		
Webster							
	1	474	269	45	47	2	111
	2	623	319	42	63	3	196
	3	541	307	53	50	1	130
	4	257	130	17	28	1	81
	5	498	280	38	50	2	128
	6	422	216	27	31	1	147
	7	552	305	52	48	3	144
	8	453	242	50	38	3	120
	9	462	260	56	36	1	109
	10	986	592	82	85	5	222
	11	514	297	48	46	0	123
	12	594	338	57	42	2	155
	13	424	226	36	33	2	127
	14	425	220	45	45	1	114
	15	386	210	35	45	0	96
	16	640	362	42	47	6	183
	17	480	303	45	35	0	97
	18	369	194	25	35	1	114
	19	738	443	63	71	3	158
	20	636	374	67	56	3	136
	21	585	347	58	51	1	128
	22	525	251	68	33	6	167
	23	430	251	40	42	2	95
	24	1,129	598	122	98	3	308
	25	484	246	32	40	2	164
	26	504	262	57	32	2	151
	27	411	234	41	32	1	103
	28	480	271	47	45	3	114
	29	346	189	27	32	0	98
	30	348	144	22	38	0	144
	31	624	341	65	27	1	190
	32	584	351	55	48	0	130
	33	533	293	58	52	1	129
	34	287	166	30	31	0	60
	35	337	179	49	29	0	80
	36	447	285	31	34	1	96
	37	798	457	62	75	2	202
	38	613	302	55	44	1	211
	39	470	258	31	36	0	145
	40	755	421	71	42	1	220
	41	623	360	52	55	0	156
	42	469	268	50	42	3	106
	43	377	206	37	30	0	104
GRAND TOTAL:		<u>22,633</u>	<u>12,567</u>	<u>2,085</u>	<u>1,919</u>	<u>70</u>	<u>5,992</u>

STATE SENATOR
55TH DISTRICT
SUMMARY

LEGISLATIVE DISTRICT OR TOWN	TOTAL VOTES	TED O'BRIEN	SEAN T. HANNA	SEAN T. HANNA	TED O'BRIEN	SEAN T. HANNA	SCATTER	BLANK AND VOID
		DEM	REP	CON	WOR	IND		
Leg. Dist. 16	10	5	4	0	1	0	0	0
Leg. Dist. 21	9,087	6,070	1,291	244	512	125	11	834
Leg. Dist. 22	2,952	2,287	144	37	86	23	1	374
Leg. Dist. 23	9,216	5,558	1,883	330	481	198	17	749
Leg. Dist. 24	2,863	1,834	397	62	286	60	8	216
Leg. Dist. 29	4,558	3,119	619	99	183	51	3	484
CITY	28,686	18,873	4,338	772	1,549	457	40	2,657
East Rochester	2,691	1,140	954	142	121	68	1	265
Irondequoit	26,286	12,485	8,686	1,469	1,067	533	28	2,018
Mendon	5,207	1,750	2,456	454	131	113	2	301
Penfield	20,270	7,873	8,629	1,426	622	452	18	1,250
Perinton	26,865	10,096	12,398	1,690	632	542	18	1,489
Pittsford	16,219	6,806	7,166	772	337	303	16	819
Rush	2,077	722	943	176	72	48	0	116
TOWNS	99,615	40,872	41,232	6,129	2,982	2,059	83	6,258
GRAND TOTAL:	128,301	59,745	45,570	6,901	4,531	2,516	123	8,915

STATE SENATOR
55TH DISTRICT
DETAIL

LEGISLATIVE DISTRICT OR TOWN	ELECTION DISTRICT	TOTAL VOTES	TED O'BRIEN	SEAN T. HANNA	SEAN T. HANNA	TED O'BRIEN	SEAN T. HANNA	SCATTER	BLANK AND VOID
			DEM	REP	CON	WOR	IND		
Leg. Dist. 16									
	1	10	5	4	0	1	0	0	0
Leg. Dist. 16		10	5	4	0	1	0	0	0
Leg. Dist. 21									
	1	359	209	72	13	28	9	1	27
	2	311	191	57	16	21	11	2	13
	3	217	138	30	11	9	3	0	26
	4	215	145	32	4	13	1	1	19
	5	199	123	38	9	11	5	1	12
	6	358	225	55	8	26	2	0	42
	7	542	361	89	20	22	6	1	43
	8	161	117	15	5	18	1	0	5
	9	363	231	78	11	12	6	1	24
	10	442	261	112	10	21	5	1	32
	11	425	315	32	4	16	6	0	52
	12	737	451	123	28	47	14	0	74
	13	250	166	25	5	33	4	0	17
	14	147	100	26	8	5	1	0	7
	15	443	292	68	7	31	6	1	38
	16	222	148	34	7	10	4	0	19
	17	390	269	41	11	29	5	0	35
	18	408	307	30	5	16	3	0	47
	19	234	166	20	2	13	4	1	28
	20	200	116	40	6	16	4	1	17
	21	324	236	20	4	18	2	0	44
	22	477	356	33	13	15	3	0	57
	23	401	288	41	10	23	3	0	36
	24	472	259	123	21	23	8	0	38
	25	381	298	20	4	20	6	0	33
	26	120	82	20	1	3	1	0	13
	27	289	220	17	1	13	2	0	36
Leg. Dist. 21		9,087	6,070	1,291	244	512	125	11	834
Leg. Dist. 22									
	1	487	360	37	3	17	4	0	66
	8	308	226	24	4	16	3	0	35
	11	304	222	15	6	12	4	0	45
	12	236	170	6	4	6	0	0	50
	17	147	121	6	3	3	0	0	14
	20	343	288	18	4	5	1	0	27
	22	382	299	14	4	8	5	1	51
	23	256	210	5	1	4	0	0	36
	24	143	114	9	2	4	0	0	14
	27	346	277	10	6	11	6	0	36
Leg. Dist. 22		2,952	2,287	144	37	86	23	1	374

STATE SENATOR
55TH DISTRICT
DETAIL

LEGISLATIVE DISTRICT OR TOWN	ELECTION DISTRICT	TOTAL VOTES	TED O'BRIEN	SEAN T. HANNA	SEAN T. HANNA	TED O'BRIEN	SEAN T. HANNA	SCATTER	BLANK AND VOID
			DEM	REP	CON	WOR	IND		
Leg. Dist. 23									
	1	183	113	42	7	12	4	0	5
	2	325	218	43	5	16	14	2	27
	3	237	145	38	6	21	5	0	22
	4	516	330	105	22	19	10	0	30
	5	215	124	42	5	10	9	3	22
	6	236	148	50	7	8	7	1	15
	7	375	244	65	8	22	4	1	31
	8	349	221	57	12	16	8	0	35
	9	245	151	60	7	9	1	0	17
	10	308	188	59	8	15	5	0	33
	11	352	212	69	8	27	6	1	29
	12	425	263	90	14	22	6	1	29
	13	336	183	88	19	13	5	1	27
	14	366	233	61	8	21	14	2	27
	15	230	149	28	9	14	5	0	25
	16	168	102	33	11	9	2	0	11
	17	488	274	96	24	31	7	0	56
	18	677	380	159	36	26	15	1	60
	19	357	207	86	7	19	9	0	29
	20	361	226	55	11	28	7	0	34
	21	311	175	73	12	22	5	2	22
	22	299	178	77	10	14	3	1	16
	23	216	140	29	6	10	7	0	24
	24	355	199	90	13	9	8	0	36
	25	484	281	106	23	27	11	0	36
	26	537	323	117	17	29	14	1	36
	27	265	151	65	15	12	7	0	15
Leg. Dist. 23		9,216	5,558	1,883	330	481	198	17	749
Leg. Dist. 24									
	4	469	300	62	10	42	12	2	41
	10	404	278	40	6	48	5	0	27
	13	385	253	44	12	50	7	1	18
	14/21	482	304	66	7	60	9	2	34
	15	391	245	62	7	26	15	2	34
	16	332	191	66	6	30	9	1	29
	18	400	263	57	14	30	3	0	33
Leg. Dist. 24		2,863	1,834	397	62	286	60	8	216
Leg. Dist. 29									
	4	386	254	50	8	22	3	0	49
	5	390	277	52	11	18	2	0	30
	6	282	197	38	4	13	2	0	28
	8	98	65	15	1	4	0	0	13
	9	568	364	84	16	19	12	0	73
	11	345	223	65	8	10	6	0	33

STATE SENATOR
55TH DISTRICT
DETAIL

LEGISLATIVE DISTRICT OR TOWN	ELECTION DISTRICT	TOTAL VOTES	TED O'BRIEN	SEAN T. HANNA	SEAN T. HANNA	TED O'BRIEN	SEAN T. HANNA	SCATTER	BLANK AND VOID
			DEM	REP	CON	WOR	IND		
Leg. Dist. 29									
	12	454	331	43	8	18	5	0	49
	14	130	80	20	2	9	1	0	18
	18	307	169	79	10	17	8	0	24
	19	244	176	22	1	10	1	1	33
	21	390	257	70	15	17	3	2	26
	22	185	135	12	1	1	2	0	34
	23	282	228	22	4	0	2	0	26
	24	497	363	47	10	25	4	0	48
Leg. Dist. 29		4,558	3,119	619	99	183	51	3	484
CITY		28,686	18,873	4,338	772	1,549	457	40	2,657
East Rochester									
	1	500	235	160	23	18	13	0	51
	2	393	151	144	25	24	12	0	37
	3	383	143	150	22	12	12	0	44
	4	368	169	131	8	20	7	0	33
	5	292	119	104	15	20	7	0	27
	6	381	174	128	24	10	8	0	37
	7	374	149	137	25	17	9	1	36
East Rochester		2,691	1,140	954	142	121	68	1	265
Irondequoit									
	1	602	292	202	32	22	7	1	46
	2	299	132	111	20	8	9	0	19
	3	511	255	140	22	29	14	0	51
	4	365	158	138	29	13	6	0	21
	5	391	213	98	22	12	10	2	34
	6	591	277	196	26	38	17	0	37
	7	534	230	202	38	15	12	2	35
	8	391	171	161	24	8	11	0	16
	9	405	170	147	28	14	8	0	38
	10	409	178	157	28	15	3	1	27
	11	255	127	85	18	8	2	0	15
	12	346	188	83	16	15	9	0	35
	13	534	273	169	26	16	9	0	41
	14	473	194	168	36	27	15	0	33
	15	500	222	190	37	9	10	1	31
	16	692	314	244	46	17	22	1	48
	17	257	119	89	16	18	2	0	13
	18	426	205	147	22	9	9	0	34
	19	492	296	96	18	21	8	0	53
	20	352	148	144	16	14	6	0	24
	21	396	191	125	23	20	11	1	25
	22	444	211	132	31	23	14	1	32
	23	382	202	120	15	13	10	0	22
	24	365	171	116	24	19	7	0	28

STATE SENATOR
55TH DISTRICT
DETAIL

LEGISLATIVE DISTRICT OR TOWN	ELECTION DISTRICT	TOTAL VOTES	TED O'BRIEN	SEAN T. HANNA	SEAN T. HANNA	TED O'BRIEN	SEAN T. HANNA	SCATTER	BLANK AND VOID
			DEM	REP	CON	WOR	IND		
Irondequoit	25	419	206	128	27	24	9	0	25
	26	339	196	82	13	10	2	0	36
	27	248	99	97	13	12	8	0	19
	28	381	140	155	29	20	8	1	28
	29	345	174	105	12	13	8	0	33
	30	366	165	148	15	13	7	0	18
	31	517	264	150	28	24	11	1	39
	32	398	194	133	19	13	9	2	28
	33	306	136	107	20	16	6	0	21
	34	588	239	244	30	15	13	0	47
	35	296	161	73	15	19	7	1	20
	36	325	189	61	8	24	4	1	38
	37	324	142	133	12	13	1	0	23
	38	291	166	69	13	11	3	0	29
	39	132	38	66	7	1	2	0	18
	40	258	105	100	11	14	8	0	20
	41	404	211	111	21	20	9	0	32
	42	422	180	167	26	18	5	0	26
	43	347	171	109	23	13	6	1	24
	44	689	329	240	33	24	16	2	45
	45	316	156	108	12	8	10	2	20
	46	394	139	155	23	23	6	0	48
	47	152	70	61	8	4	3	0	6
	48	358	150	133	22	14	9	0	30
	49	352	149	132	19	25	11	0	16
	50	311	170	83	11	10	4	1	32
	51	486	236	153	38	23	9	1	26
	52	482	257	124	18	30	11	0	42
	53	347	175	109	18	9	7	1	28
	54	122	68	28	7	4	4	1	10
	55	434	220	125	24	17	8	0	40
	56	337	155	126	19	12	2	0	23
	57	544	240	204	35	21	12	0	32
	58	444	204	136	25	28	6	0	45
	59	365	150	129	27	19	10	0	30
	60	426	181	147	38	17	5	1	37
	61	490	244	162	32	11	10	1	30
	62	422	187	154	25	16	9	0	31
	63	303	134	109	18	14	6	0	22
	64	217	141	35	5	6	3	0	27
	65	269	154	71	11	7	4	1	21
	66	236	170	40	6	1	2	0	17
	67	308	123	109	21	17	5	0	33
	68	364	170	115	19	11	4	0	45
Irondequoit		26,286	12,485	8,686	1,469	1,067	533	28	2,018

STATE SENATOR
55TH DISTRICT
DETAIL

LEGISLATIVE DISTRICT OR TOWN	ELECTION DISTRICT	TOTAL VOTES	TED O'BRIEN	SEAN T. HANNA	SEAN T. HANNA	TED O'BRIEN	SEAN T. HANNA	SCATTER	BLANK AND VOID
			DEM	REP	CON	WOR	IND		
Mendon									
	1	743	257	350	68	18	19	0	31
	2	590	231	221	57	20	14	0	47
	3	668	202	333	67	10	16	0	40
	4	515	200	208	33	21	10	1	42
	5	639	200	312	62	14	19	1	31
	6	605	204	300	49	19	9	0	24
	7	662	192	362	49	4	12	0	43
	8	268	96	114	29	11	3	0	15
	9	517	168	256	40	14	11	0	28
		5,207	1,750	2,456	454	131	113	2	301
Mendon									
Penfield									
	1	215	100	65	26	3	8	0	13
	2	456	173	197	29	17	7	0	33
	3	352	111	159	37	14	13	0	18
	4	540	135	272	67	22	22	0	22
	5	458	198	166	31	19	15	1	28
	6	408	130	217	30	10	8	0	13
	7	454	180	185	45	14	10	0	20
	8	394	186	126	30	16	8	0	28
	9	554	286	180	28	21	8	1	30
	10	390	159	154	37	14	4	1	21
	11	310	122	138	16	11	6	0	17
	12	472	191	189	40	19	8	1	24
	13	532	208	204	47	15	13	0	45
	14	591	190	272	55	18	12	1	43
	15	685	268	308	35	17	17	0	40
	16	244	99	92	12	8	7	1	25
	17	477	193	199	32	13	16	1	23
	18	329	138	136	18	12	10	0	15
	19	659	261	295	34	19	10	2	38
	20	565	207	241	56	16	8	1	36
	21	549	265	179	45	17	7	0	36
	22	467	232	160	24	19	9	0	23
	23	651	256	284	43	17	16	1	34
	24	627	210	295	50	19	15	0	38
	25	395	142	178	30	9	13	0	23
	26	322	117	141	18	7	11	0	28
	27	496	211	209	30	15	15	1	15
	28	430	188	152	31	19	8	0	32
	29	625	273	228	35	27	16	2	44
	30	826	298	374	67	18	19	0	50
	31	297	141	112	14	16	2	1	11
	32	330	170	108	9	10	6	0	27
	33	445	166	179	41	18	13	0	28
	34	467	171	207	30	10	9	0	40

STATE SENATOR
55TH DISTRICT
DETAIL

LEGISLATIVE DISTRICT OR TOWN	ELECTION DISTRICT	TOTAL VOTES	TED O'BRIEN	SEAN T. HANNA	SEAN T. HANNA	TED O'BRIEN	SEAN T. HANNA	SCATTER	BLANK AND VOID
			DEM	REP	CON	WOR	IND		
Penfield									
	35	660	248	292	38	15	15	0	52
	36	481	192	218	30	11	7	1	22
	37	819	250	432	59	16	17	0	45
	38	333	107	169	21	5	5	1	25
	39	375	130	170	31	13	6	0	25
	40	653	250	290	22	14	14	1	62
	41	533	181	268	35	15	7	0	27
	42	404	140	189	18	14	12	0	31
Penfield		20,270	7,873	8,629	1,426	622	452	18	1,250
Perinton									
	1	684	244	327	48	15	18	0	32
	2	570	230	272	24	3	20	2	19
	3	407	156	196	22	7	3	0	23
	4	408	184	163	20	12	9	0	20
	5	275	118	108	16	8	12	0	13
	6	404	190	142	25	17	7	0	23
	7	529	212	224	35	11	16	0	31
	8	471	175	202	34	10	12	1	37
	9	632	214	314	47	13	14	0	30
	10	534	212	219	43	12	15	0	33
	11	347	138	139	28	15	5	0	22
	12	438	190	186	24	6	9	0	23
	13	399	128	224	20	10	5	0	12
	14	459	194	190	27	15	7	0	26
	15	479	196	201	28	9	8	0	37
	16	367	151	155	23	8	11	0	19
	17	476	207	192	31	15	8	1	22
	18	472	180	210	34	5	16	0	27
	19	449	147	225	33	13	7	0	24
	20	457	176	201	39	8	5	0	28
	21	550	221	242	31	23	9	2	22
	22	336	119	151	26	13	4	1	22
	23	661	232	333	38	13	12	0	33
	24	774	262	396	39	13	8	1	55
	25	369	164	148	16	10	8	0	23
	26	520	201	232	37	9	12	2	27
	27	362	134	168	25	9	5	0	21
	28	386	140	189	29	8	8	0	12
	29	284	128	107	15	15	5	0	14
	30	478	178	219	36	10	7	0	28
	31	552	188	277	31	17	14	1	24
	32	442	186	184	21	9	4	0	38
	33	500	191	226	34	14	17	0	18
	34	567	187	280	29	17	12	0	42
	35	399	147	194	25	10	7	1	15

STATE SENATOR
55TH DISTRICT
DETAIL

LEGISLATIVE DISTRICT OR TOWN	ELECTION DISTRICT	TOTAL VOTES	TED O'BRIEN	SEAN T. HANNA	SEAN T. HANNA	TED O'BRIEN	SEAN T. HANNA	SCATTER	BLANK AND VOID
			DEM	REP	CON	WOR	IND		
Perinton									
	36	337	150	128	20	6	6	0	27
	37	492	193	199	39	18	10	0	33
	38	581	228	254	33	16	15	0	35
	39	570	207	262	41	15	14	0	31
	40	355	118	178	23	10	5	0	21
	41	330	131	136	27	11	9	1	15
	42	503	223	194	26	13	11	0	36
	43	821	288	412	50	17	14	1	39
	44	413	146	208	17	7	10	1	24
	45	707	245	363	38	15	10	0	36
	46	290	117	107	27	17	6	0	16
	47	541	172	270	38	9	18	0	34
	48	381	159	171	20	8	8	0	15
	49	410	143	204	35	6	9	1	12
	50	226	134	41	7	13	6	1	24
	51	588	152	347	46	4	10	0	29
	52	499	164	246	30	8	7	1	43
	53	404	156	183	25	11	10	0	19
	54	833	251	460	48	14	15	0	45
	55	462	163	246	24	6	4	0	19
	56	685	236	353	43	6	6	0	41
Perinton		26,865	10,096	12,398	1,690	632	542	18	1,489
Pittsford									
	1	369	176	140	17	13	3	1	19
	2	409	198	143	19	12	15	0	22
	3	659	263	318	21	10	4	0	43
	4	553	240	256	19	8	8	0	22
	5	370	200	111	16	15	6	0	22
	6	344	189	105	8	13	7	0	22
	7	220	115	75	15	3	2	0	10
	8	463	153	257	26	4	6	0	17
	9	508	205	224	26	8	10	1	34
	10	614	210	311	34	13	14	0	32
	11	397	167	170	22	10	9	1	18
	12	457	186	224	18	8	5	1	15
	13	324	139	127	17	12	8	0	21
	14	583	226	281	31	9	13	2	21
	15	437	195	160	28	16	10	0	28
	16	373	156	164	21	7	9	0	16
	17	603	289	238	26	14	13	0	23
	18	435	204	172	18	8	5	0	28
	19	279	93	132	27	14	6	0	7
	20	488	210	208	23	7	10	0	30
	21	512	239	193	32	9	7	1	31
	22	548	252	233	26	10	8	1	18

STATE SENATOR
55TH DISTRICT
DETAIL

LEGISLATIVE DISTRICT OR TOWN	ELECTION DISTRICT	TOTAL VOTES	TED O'BRIEN	SEAN T. HANNA	SEAN T. HANNA	TED O'BRIEN	SEAN T. HANNA	SCATTER	BLANK AND VOID
			DEM	REP	CON	WOR	IND		
Pittsford									
	23	413	169	183	28	8	11	0	14
	24	569	213	278	28	4	13	0	33
	25	606	261	278	21	8	10	1	27
	26	476	173	218	31	19	9	3	23
	27	433	185	185	24	6	8	0	25
	28	426	197	176	13	4	8	2	26
	29	446	173	204	22	8	16	0	23
	30	420	170	194	19	10	9	0	18
	31	570	222	266	29	12	11	0	30
	32	491	223	211	16	7	6	2	26
	33	700	237	368	30	12	16	0	37
	34	724	278	363	21	16	8	0	38
Pittsford		16,219	6,806	7,166	772	337	303	16	819
Rush									
	1	563	202	259	44	20	11	0	27
	2	397	123	190	33	13	10	0	28
	3	550	211	223	53	20	10	0	33
	4	567	186	271	46	19	17	0	28
Rush		2,077	722	943	176	72	48	0	116
TOWNS		99,615	40,872	41,232	6,129	2,982	2,059	83	6,258
GRAND TOTAL:		128,301	59,745	45,570	6,901	4,531	2,516	123	8,915

STATE SENATOR
56TH DISTRICT
SUMMARY

LEGISLATIVE DISTRICT OR TOWN	TOTAL VOTES	JOSEPH E. ROBACH	JOSEPH E. ROBACH	JOSEPH E. ROBACH	SCATTER	BLANK AND VOID
		REP	CON	IND		
Leg. Dist. 07	857	434	67	96	4	256
Leg. Dist. 22	4,246	746	180	305	9	3,006
Leg. Dist. 23	485	113	17	75	23	257
Leg. Dist. 24	719	196	24	112	14	373
Leg. Dist. 25	4,825	919	186	445	45	3,230
Leg. Dist. 26	5,828	2,482	521	661	25	2,139
Leg. Dist. 27	2,380	561	145	200	6	1,468
Leg. Dist. 28	6,294	1,699	468	643	16	3,468
Leg. Dist. 29	3,371	708	191	306	8	2,158
CITY	29,005	7,858	1,799	2,843	150	16,355
Brighton	18,029	7,975	893	2,326	137	6,698
Clarkson	2,918	1,662	372	247	11	626
Gates	12,804	6,444	1,199	1,128	36	3,997
Greece	45,240	26,724	4,904	3,754	179	9,679
Hamlin	3,814	2,326	516	338	22	612
Parma	7,648	4,698	969	597	14	1,370
TOWNS	90,453	49,829	8,853	8,390	399	22,982
GRAND TOTAL:	119,458	57,687	10,652	11,233	549	39,337

STATE SENATOR
56TH DISTRICT
DETAIL

LEGISLATIVE DISTRICT OR TOWN	ELECTION DISTRICT	TOTAL VOTES	JOSEPH E. ROBACH REP	JOSEPH E. ROBACH CON	JOSEPH E. ROBACH IND	SCATTER	BLANK AND VOID
Leg. Dist. 07							
	1	507	290	40	57	2	118
	2	350	144	27	39	2	138
Leg. Dist. 07		857	434	67	96	4	256
Leg. Dist. 22							
	2	208	21	10	8	0	169
	3	307	53	12	21	2	219
	4	171	28	5	12	0	126
	5	254	50	17	34	0	153
	6	243	29	10	21	0	183
	7	195	35	10	9	0	141
	9	251	34	6	9	0	202
	10	283	20	2	5	0	256
	13	143	24	1	8	0	110
	14	302	60	16	31	1	194
	15	430	59	13	18	0	340
	16	164	42	11	18	0	93
	18	195	24	6	20	0	145
	19	237	40	17	13	0	167
	21	228	44	16	21	0	147
	25	433	120	25	34	4	250
	26/25-19	202	63	3	23	2	111
Leg. Dist. 22		4,246	746	180	305	9	3,006
Leg. Dist. 23							
	28/24-20/25-28	427	95	15	63	23	231
	29	58	18	2	12	0	26
Leg. Dist. 23		485	113	17	75	23	257
Leg. Dist. 24							
	1	410	111	15	60	12	212
	2/22	309	85	9	52	2	161
Leg. Dist. 24		719	196	24	112	14	373
Leg. Dist. 25							
	1	452	118	20	50	11	253
	5	370	43	7	19	1	300
	9	229	24	8	10	0	187
	10	382	88	16	20	2	256
	12	271	67	10	44	9	141
	15	336	38	24	18	2	254
	16	373	80	19	27	1	246
	17	324	35	5	20	0	264
	18	418	57	15	32	1	313
	20/25	551	140	19	59	6	327
	21/28-12	466	72	11	30	2	351

STATE SENATOR
56TH DISTRICT
DETAIL

LEGISLATIVE DISTRICT OR TOWN	ELECTION DISTRICT	TOTAL VOTES	JOSEPH E. ROBACH	JOSEPH E. ROBACH	JOSEPH E. ROBACH	SCATTER	BLANK AND VOID
			REP	CON	IND		
<u>Leg. Dist. 25</u>							
	22	269	53	18	34	3	161
	23	206	60	6	47	1	92
	26/27	178	44	8	35	6	85
Leg. Dist. 25		<u>4,825</u>	<u>919</u>	<u>186</u>	<u>445</u>	<u>45</u>	<u>3,230</u>
<u>Leg. Dist. 26</u>							
	1	572	300	62	73	1	136
	2	255	119	32	33	0	71
	3	163	75	15	16	0	57
	4	277	136	24	22	0	95
	5	274	105	32	30	2	105
	6	277	85	24	28	0	140
	7	380	122	35	28	1	194
	8	404	101	19	30	3	251
	9	398	128	35	50	3	182
	10	431	137	30	63	2	199
	11	333	158	33	26	0	116
	12	323	179	23	44	1	76
	13	364	193	33	39	2	97
	14	373	214	35	51	0	73
	15	348	102	36	47	3	160
	16	359	169	33	53	2	102
	17	297	159	20	28	5	85
Leg. Dist. 26		<u>5,828</u>	<u>2,482</u>	<u>521</u>	<u>661</u>	<u>25</u>	<u>2,139</u>
<u>Leg. Dist. 27</u>							
	8	764	116	24	55	1	568
	18	465	138	40	41	2	244
	20	336	57	22	31	1	225
	22	364	100	22	23	2	217
	25	211	65	18	26	0	102
	26	240	85	19	24	0	112
Leg. Dist. 27		<u>2,380</u>	<u>561</u>	<u>145</u>	<u>200</u>	<u>6</u>	<u>1,468</u>
<u>Leg. Dist. 28</u>							
	1	382	105	41	56	0	180
	2	248	63	22	24	2	137
	3	231	46	15	21	1	148
	4	245	59	12	20	0	154
	5	219	85	18	29	1	86
	6	466	142	25	53	1	245
	7	595	192	56	46	3	298
	8	343	69	16	24	0	234
	9	374	116	27	43	2	186
	10	154	34	7	22	0	91
	11	298	58	20	27	2	191

STATE SENATOR
56TH DISTRICT
DETAIL

LEGISLATIVE DISTRICT OR TOWN	ELECTION DISTRICT	TOTAL VOTES	JOSEPH E. ROBACH	JOSEPH E. ROBACH	JOSEPH E. ROBACH	SCATTER	BLANK AND VOID
			REP	CON	IND		
<u>Leg. Dist. 28</u>							
	13	368	74	27	39	0	228
	14	355	73	22	33	0	227
	15	188	41	15	15	2	115
	16	294	90	19	27	0	158
	17	54	17	5	8	0	24
	18	319	79	25	40	0	175
	19	3	1	0	1	0	1
	20	488	160	43	41	0	244
	21	471	140	39	57	2	233
	22	199	55	14	17	0	113
Leg. Dist. 28		<u>6,294</u>	<u>1,699</u>	<u>468</u>	<u>643</u>	<u>16</u>	<u>3,468</u>
<u>Leg. Dist. 29</u>							
	1	70	11	2	6	0	51
	2	165	14	9	8	0	134
	3	12	3	0	1	0	8
	7	251	77	23	32	1	118
	10	560	130	30	45	0	355
	13	346	62	12	25	0	247
	15	380	61	20	32	0	267
	16	183	23	8	11	0	141
	17/27	233	84	16	39	1	93
	20	549	94	34	60	5	356
	25/28	403	107	21	34	0	241
	26	219	42	16	13	1	147
Leg. Dist. 29		<u>3,371</u>	<u>708</u>	<u>191</u>	<u>306</u>	<u>8</u>	<u>2,158</u>
CITY		<u>29,005</u>	<u>7,858</u>	<u>1,799</u>	<u>2,843</u>	<u>150</u>	<u>16,355</u>
<u>Brighton</u>							
	1	510	219	19	61	4	207
	2	336	159	20	44	4	109
	3	373	184	15	36	0	138
	4	419	162	12	64	7	174
	5	453	176	16	63	3	195
	6	565	256	31	79	5	194
	7	361	164	17	37	3	140
	8	444	251	21	45	1	126
	9	368	148	19	56	5	140
	10	471	206	19	52	6	188
	11	493	213	32	64	1	183
	12	527	212	16	72	3	224
	13	305	138	16	51	1	99
	14	321	136	13	53	4	115
	15	343	145	23	35	2	138
	16	290	191	13	19	1	66

STATE SENATOR
56TH DISTRICT
DETAIL

LEGISLATIVE DISTRICT OR TOWN	ELECTION DISTRICT	TOTAL VOTES	JOSEPH E. ROBACH	JOSEPH E. ROBACH	JOSEPH E. ROBACH	SCATTER	BLANK AND VOID
			REP	CON	IND		
<u>Brighton</u>							
	17	168	54	7	11	0	96
	18	411	162	16	69	8	156
	19	290	123	22	39	3	103
	20	343	138	22	50	1	132
	21	356	132	21	51	3	149
	22	447	213	22	56	3	153
	23	344	159	15	43	7	120
	24	477	231	25	44	2	175
	25	328	111	17	54	2	144
	26	347	151	22	55	0	119
	27	336	138	15	50	3	130
	28	527	226	21	65	4	211
	29	317	165	15	30	2	105
	30	745	340	41	73	0	291
	31	364	171	8	47	1	137
	32	472	203	16	62	1	190
	33	463	213	21	47	3	179
	34	406	190	33	34	7	142
	35	366	132	19	38	3	174
	36	292	109	16	44	4	119
	37	444	166	21	68	5	184
	38	452	197	26	56	5	168
	39	354	170	26	54	3	101
	40	637	301	24	98	6	208
	41	463	210	22	62	1	168
	42	140	69	10	21	2	38
	43	418	191	25	68	3	131
	44	177	82	9	22	2	62
	45	319	155	24	54	2	84
	46	247	113	10	30	1	93
Brighton		<u>18,029</u>	<u>7,975</u>	<u>893</u>	<u>2,326</u>	<u>137</u>	<u>6,698</u>
<u>Clarkson</u>							
	1	570	341	70	53	3	103
	2	58	37	4	3	0	14
	3	480	277	51	44	1	107
	4	638	390	75	38	2	133
	5	804	422	119	68	4	191
	6	368	195	53	41	1	78
Clarkson		<u>2,918</u>	<u>1,662</u>	<u>372</u>	<u>247</u>	<u>11</u>	<u>626</u>
<u>Gates</u>							
	1	275	129	24	28	2	92
	2	351	173	35	34	2	107
	3	361	166	30	33	0	132
	4	387	186	43	33	1	124

STATE SENATOR
56TH DISTRICT
DETAIL

LEGISLATIVE DISTRICT OR TOWN	ELECTION DISTRICT	TOTAL VOTES	JOSEPH E. ROBACH	JOSEPH E. ROBACH	JOSEPH E. ROBACH	SCATTER	BLANK AND VOID
			REP	CON	IND		
<u>Gates</u>							
	5	419	239	37	39	1	103
	6	425	204	40	39	2	140
	7	758	392	67	67	1	231
	8	282	156	30	32	0	64
	9	431	216	22	34	0	159
	10	244	117	20	27	0	80
	11	271	134	21	29	2	85
	12	246	114	24	18	1	89
	13	402	205	42	24	2	129
	14	312	166	28	28	1	89
	15	593	293	46	38	1	215
	16	309	154	28	22	1	104
	17	418	182	37	51	1	147
	18	463	246	53	37	0	127
	19	360	201	31	32	1	95
	20	364	186	32	52	0	94
	21	351	182	36	23	3	107
	22	321	156	34	33	0	98
	23	346	155	46	33	2	110
	24	445	255	37	32	0	121
	25	335	156	33	22	0	124
	26	443	244	52	40	1	106
	27	476	225	43	42	2	164
	28	291	165	18	28	2	78
	29	367	164	47	29	2	125
	30	253	115	23	20	0	95
	31	293	158	25	23	2	85
	32	417	206	46	45	0	120
	33	188	88	17	19	1	63
	34	340	171	33	22	2	112
	35	267	145	19	20	0	83
Gates		<u>12,804</u>	<u>6,444</u>	<u>1,199</u>	<u>1,128</u>	<u>36</u>	<u>3,997</u>
<u>Greece</u>							
	1	354	201	42	34	1	76
	2	417	256	57	29	4	71
	3	370	230	39	26	4	71
	4	311	184	28	27	3	69
	5	305	175	26	24	2	78
	6	314	179	45	31	0	59
	7	419	227	44	45	3	100
	8	389	198	47	41	3	100
	9	367	208	43	36	1	79
	10	332	167	38	40	2	85
	11	190	89	16	23	3	59

STATE SENATOR
56TH DISTRICT
DETAIL

LEGISLATIVE DISTRICT OR TOWN	ELECTION DISTRICT	TOTAL VOTES	JOSEPH E. ROBACH REP	JOSEPH E. ROBACH CON	JOSEPH E. ROBACH IND	SCATTER	BLANK AND VOID
<u>Greece</u>							
	12	248	126	33	25	0	64
	13	325	186	46	26	0	67
	14	316	180	28	30	2	76
	15	350	215	35	41	1	58
	16	281	172	26	31	0	52
	17	492	301	53	34	4	100
	18	440	269	40	37	0	94
	19	353	184	41	43	3	82
	20	361	177	48	42	2	92
	21	353	193	38	30	3	89
	22	308	181	27	25	2	73
	23	539	314	54	39	1	131
	24	532	336	58	38	0	100
	25	412	211	39	44	1	117
	26	302	163	35	34	0	70
	27	592	319	67	44	0	162
	28	512	314	55	54	0	89
	29	398	227	50	36	0	85
	30	269	155	30	23	1	60
	31	289	162	30	19	0	78
	32	406	205	45	41	2	113
	33	503	336	67	26	1	73
	34	388	220	46	32	4	86
	35	403	246	51	24	0	82
	36	510	296	55	35	3	121
	37	280	165	42	21	0	52
	38	518	307	42	51	1	117
	39	291	154	37	22	1	77
	40	349	185	23	24	2	115
	41	433	249	37	46	6	95
	42	382	183	45	43	1	110
	43	396	245	59	35	1	56
	44	558	353	54	47	4	100
	45	609	400	55	41	2	111
	46	294	148	36	25	1	84
	47	405	221	58	32	3	91
	48	291	179	28	23	3	58
	49	291	176	20	22	1	72
	50	378	222	51	32	4	69
	51	274	179	24	21	0	50
	52	514	321	64	42	6	81
	53	475	208	57	59	2	149
	54	458	271	42	42	3	100
	55	327	194	44	17	0	72
	56	488	282	56	45	0	105

STATE SENATOR
56TH DISTRICT
DETAIL

LEGISLATIVE DISTRICT OR TOWN	ELECTION DISTRICT	TOTAL VOTES	JOSEPH E. ROBACH REP	JOSEPH E. ROBACH CON	JOSEPH E. ROBACH IND	SCATTER	BLANK AND VOID
Greece							
	57	387	230	40	28	0	89
	58	524	294	51	49	0	130
	59	394	141	35	46	3	169
	60	342	185	39	37	0	81
	61	429	218	53	51	0	107
	62	506	301	49	31	2	123
	63	448	259	62	38	0	89
	64	338	232	22	19	1	64
	65	361	237	21	27	0	76
	66	221	133	25	18	0	45
	67	346	200	44	18	2	82
	68	495	297	69	41	2	86
	69	279	172	26	29	3	49
	70	911	625	95	61	2	128
	71	476	299	44	43	0	90
	72	497	308	63	39	1	86
	73	266	138	38	28	0	62
	74	395	198	36	42	1	118
	75	325	191	41	28	1	64
	76	297	208	36	23	0	30
	77	462	265	50	28	2	117
	78	294	196	16	23	2	57
	79	670	429	76	33	1	131
	80	510	312	56	32	2	108
	81	264	170	18	25	2	49
	82	404	194	35	34	0	141
	83	286	155	28	29	7	67
	84	464	245	53	46	1	119
	85	508	319	62	46	3	78
	86	562	375	58	31	1	97
	87	373	230	40	37	0	66
	88	388	255	45	33	0	55
	89	350	216	37	19	0	78
	90	497	325	62	24	2	84
	91	738	496	81	45	3	113
	92	597	328	67	41	2	159
	93	579	305	68	38	1	167
	94	410	243	41	42	2	82
	95	310	182	26	30	2	70
	96	525	333	50	47	1	94
	97	676	428	60	34	2	152
	98	625	383	68	50	10	114
	99	470	322	47	36	0	65
	100	617	389	76	42	2	108
	101	310	193	38	26	0	53

STATE SENATOR
56TH DISTRICT
DETAIL

LEGISLATIVE DISTRICT OR TOWN	ELECTION DISTRICT	TOTAL VOTES	JOSEPH E. ROBACH	JOSEPH E. ROBACH	JOSEPH E. ROBACH	SCATTER	BLANK AND VOID
			REP	CON	IND		
Greece							
	102	654	400	65	60	5	124
	103	490	279	72	28	4	107
	104	480	285	53	41	1	100
	105	309	227	22	27	0	33
	106	383	244	38	23	3	75
	107	299	189	31	27	0	52
	108	273	162	31	26	0	54
	109	565	340	49	56	3	117
Greece		45,240	26,724	4,904	3,754	179	9,679
Hamlin							
	1	388	219	49	43	2	75
	2	457	301	61	32	3	60
	3	429	246	57	54	0	72
	4	298	178	50	27	2	41
	5	379	239	61	33	0	46
	6	305	172	42	24	2	65
	7	542	331	62	50	3	96
	8	293	182	36	20	4	51
	9	249	150	40	24	2	33
	10	474	308	58	31	4	73
Hamlin		3,814	2,326	516	338	22	612
Parma							
	1	524	314	74	39	0	97
	2	622	381	77	54	1	109
	3	455	292	47	39	0	77
	4	474	292	73	21	3	85
	5	334	209	41	31	0	53
	6	219	146	31	9	1	32
	7	477	307	67	26	0	77
	8	620	395	64	44	1	116
	9	525	337	67	29	1	91
	10	494	303	74	39	2	76
	11	545	313	75	49	1	107
	12	553	320	59	59	2	113
	13	840	512	90	70	1	167
	14	427	253	61	31	1	81
	15	539	324	69	57	0	89
Parma		7,648	4,698	969	597	14	1,370
TOWNS		90,453	49,829	8,853	8,390	399	22,982
GRAND TOTAL:		119,458	57,687	10,652	11,233	549	39,337

STATE SENATOR
59TH DISTRICT
DETAIL

LEGISLATIVE DISTRICT OR TOWN	ELECTION DISTRICT	TOTAL VOTES	PATRICK M. GALLIVAN	PATRICK M. GALLIVAN	PATRICK M. GALLIVAN	SCATTER	BLANK AND VOID
			REP	CON	IND		
Henrietta							
	1	540	275	45	41	0	179
	2	401	179	33	52	0	137
	3	289	101	15	50	0	123
	4	478	179	28	55	1	215
	5	421	197	39	41	2	142
	6	389	161	39	37	1	151
	7	362	160	33	39	1	129
	8	413	187	31	51	1	143
	9	384	156	37	32	0	159
	10	430	190	38	27	2	173
	11	384	144	29	33	0	178
	12	372	173	32	30	2	135
	13	605	250	45	54	3	253
	14	371	164	30	34	2	141
	15	484	204	48	47	2	183
	16	332	140	21	32	2	137
	17	468	187	50	51	4	176
	18	471	201	43	46	2	179
	19	395	180	35	39	2	139
	20	579	255	58	48	1	217
	21	318	142	30	43	0	103
	22	609	290	44	65	0	210
	23	371	145	27	52	2	145
	24	458	190	36	44	3	185
	25	387	175	38	37	5	132
	26	787	387	62	54	1	283
	27	656	311	55	58	1	231
	28	499	218	52	64	1	164
	29	1,094	451	85	106	4	448
	30	958	385	80	74	0	419
	31	289	91	21	33	1	143
	32	523	250	40	45	1	187
	33	338	150	29	37	1	121
	34	284	116	21	33	1	113
	35	582	288	47	56	2	189
Henrietta		16,721	7,272	1,396	1,640	51	6,362
Wheatland							
	1	446	198	54	42	1	151
	2	451	219	54	36	0	142
	3	569	271	49	48	3	198
	4	470	245	47	46	1	131
	5	520	285	67	37	3	128
Wheatland		2,456	1,218	271	209	8	750
GRAND TOTAL:		19,177	8,490	1,667	1,849	59	7,112

STATE SENATOR
61ST DISTRICT
SUMMARY

LEGISLATIVE DISTRICT OR TOWN	TOTAL VOTES	JUSTIN M. ROONEY DEM	MICHAEL H. RANZENHOFER REP	MICHAEL H. RANZENHOFER CON	JUSTIN M. ROONEY WOR	MICHAEL H. RANZENHOFER IND	SCATTER	BLANK AND VOID
Leg. Dist. 24	2,293	1,368	444	64	117	48	1	251
Leg. Dist. 25	3,426	2,493	136	33	120	26	4	614
Leg. Dist. 27	8,230	5,971	501	125	286	57	9	1,281
CITY	13,949	9,832	1,081	222	523	131	14	2,146
Chili	14,403	5,293	5,631	1,172	495	298	5	1,509
Riga	2,944	765	1,406	285	82	71	2	333
TOWNS	17,347	6,058	7,037	1,457	577	369	7	1,842
GRAND TOTAL:	31,296	15,890	8,118	1,679	1,100	500	21	3,988

STATE SENATOR
61ST DISTRICT
DETAIL

LEGISLATIVE DISTRICT OR TOWN	ELECTION DISTRICT	TOTAL VOTES	JUSTIN M. ROONEY DEM	MICHAEL H. RANZENHOFER REP	MICHAEL H. RANZENHOFER CON	JUSTIN M. ROONEY WOR	MICHAEL H. RANZENHOFER IND	SCATTER	BLANK AND VOID
Leg. Dist. 24									
	3/23	320	217	46	4	22	6	0	25
	5/24	360	190	82	13	15	9	0	51
	6	278	162	54	7	16	9	0	30
	7	222	132	51	7	10	3	0	19
	8	341	192	80	12	22	5	0	30
	9	239	123	55	13	15	8	1	24
	11	232	159	32	5	9	4	0	23
	12	93	75	4	1	1	0	0	12
	17	134	68	31	2	6	1	0	26
	19	74	50	9	0	1	3	0	11
Leg. Dist. 24		2,293	1,368	444	64	117	48	1	251
Leg. Dist. 25									
	2	399	283	8	3	19	2	1	83
	3	482	358	23	3	10	4	1	83
	4/14	302	217	21	10	14	1	0	39
	6/24	376	226	48	9	26	7	0	60
	7	358	277	1	0	7	1	0	72
	8	459	342	5	1	7	4	0	100
	11	238	197	3	0	3	0	1	34
	13	521	387	3	3	12	4	1	111
	29/30	291	206	24	4	22	3	0	32
Leg. Dist. 25		3,426	2,493	136	33	120	26	4	614
Leg. Dist. 27									
	1	462	333	37	12	10	2	0	68
	2	497	354	36	14	16	6	1	70
	3	350	233	39	13	18	3	0	44
	4	503	357	33	11	22	2	1	77
	5	467	349	21	6	17	2	0	72
	6	493	380	19	4	14	2	0	74
	7	451	309	41	5	21	7	2	66
	9	482	364	24	4	14	4	0	72
	10	403	259	46	10	20	4	0	64
	11	514	359	44	7	13	1	0	90
	12	394	283	26	8	20	7	0	50
	13	455	358	13	4	18	1	0	61
	14	364	249	14	3	13	3	0	82
	15	398	276	19	2	14	2	2	83
	16	463	339	15	9	8	4	0	88
	17	513	392	34	3	6	2	1	75
	19	496	366	18	4	22	5	2	79

STATE SENATOR
61ST DISTRICT
DETAIL

LEGISLATIVE DISTRICT OR TOWN	ELECTION DISTRICT	TOTAL VOTES	JUSTIN M. ROONEY DEM	MICHAEL H. RANZENHOFER REP	MICHAEL H. RANZENHOFER CON	JUSTIN M. ROONEY WOR	MICHAEL H. RANZENHOFER IND	SCATTER	BLANK AND VOID
Leg. Dist. 27	21	239	182	16	5	9	0	0	27
	23	286	229	6	1	11	0	0	39
Leg. Dist. 27		8,230	5,971	501	125	286	57	9	1,281
CITY		13,949	9,832	1,081	222	523	131	14	2,146
Chili	1	321	119	121	29	10	11	0	31
	2	486	121	236	45	19	14	0	51
	3	487	193	167	41	17	15	0	54
	4	340	128	135	29	9	6	1	32
	5	411	146	180	24	7	9	0	45
	6	403	145	152	30	21	10	0	45
	7	244	103	79	19	14	1	0	28
	8	446	149	179	46	14	13	0	45
	9	417	163	147	37	18	9	0	43
	10	310	72	150	43	11	8	1	25
	11	419	158	156	28	17	12	0	48
	12	424	158	169	32	12	7	0	46
	13	627	199	288	50	16	17	0	57
	14	440	125	205	37	9	19	0	45
	15	380	111	159	39	15	10	1	45
	16	801	278	342	70	27	12	0	72
	17	940	292	417	90	31	13	0	97
	18	452	139	195	39	13	5	0	61
	19	405	164	156	23	12	6	0	44
	20	627	284	212	40	18	9	0	64
	21	299	111	119	26	8	2	0	33
	22	436	241	99	21	25	7	2	41
	23	356	121	148	30	17	4	0	36
	24	866	377	298	63	21	20	0	87
	25	357	188	79	26	11	8	0	45
	26	533	150	249	49	19	13	0	53
	27	405	169	139	38	11	8	0	40
	28	342	154	98	28	8	5	0	49
	29	291	106	114	23	8	9	0	31
	30	286	121	91	23	14	6	0	31
	31	426	166	169	19	18	10	0	44
	32	426	142	183	35	25	0	0	41
Chili		14,403	5,293	5,631	1,172	495	298	5	1,509

STATE SENATOR
61ST DISTRICT
DETAIL

LEGISLATIVE DISTRICT OR TOWN	ELECTION DISTRICT	TOTAL VOTES	JUSTIN M. ROONEY DEM	MICHAEL H. RANZENHOFER REP	MICHAEL H. RANZENHOFER CON	JUSTIN M. ROONEY WOR	MICHAEL H. RANZENHOFER IND	SCATTER	BLANK AND VOID
Riga	1	717	202	331	57	20	11	1	95
	2	530	118	262	55	16	16	0	63
	3	369	125	155	31	11	7	0	40
	4	439	128	202	41	9	11	1	47
	5	444	89	240	42	10	17	0	46
	6	445	103	216	59	16	9	0	42
Riga		<u>2,944</u>	<u>765</u>	<u>1,406</u>	<u>285</u>	<u>82</u>	<u>71</u>	<u>2</u>	<u>333</u>
TOWNS		<u>17,347</u>	<u>6,058</u>	<u>7,037</u>	<u>1,457</u>	<u>577</u>	<u>369</u>	<u>7</u>	<u>1,842</u>
GRAND TOTAL:		<u><u>31,296</u></u>	<u><u>15,890</u></u>	<u><u>8,118</u></u>	<u><u>1,679</u></u>	<u><u>1,100</u></u>	<u><u>500</u></u>	<u><u>21</u></u>	<u><u>3,988</u></u>

STATE SENATOR
62ND DISTRICT
DETAIL

LEGISLATIVE DISTRICT OR TOWN	ELECTION DISTRICT	TOTAL VOTES	AMY HOPE WITRYOL	GEORGE D. MAZIARZ	GEORGE D. MAZIARZ	AMY HOPE WITRYOL	GEORGE D. MAZIARZ	JONATHON B. BENEDICT	SCATTER	BLANK AND VOID
			DEM	REP	CON	WOR	IND	GRN		
Ogden										
	1	430	160	183	35	17	8	4	0	23
	2	484	173	199	40	23	10	1	0	38
	3	654	215	311	56	18	7	8	0	39
	4	461	141	198	47	15	14	5	1	40
	5	441	142	183	46	20	12	3	0	35
	6	584	198	262	36	11	11	7	0	59
	7	294	87	118	27	20	6	6	0	30
	8	540	168	247	34	16	8	6	0	61
	9	444	154	179	38	21	6	7	0	39
	10	439	140	178	44	18	15	5	0	39
	11	433	140	192	49	13	7	4	0	28
	12	587	178	245	52	30	17	7	0	58
	13	447	147	183	33	28	11	7	0	38
	14	461	141	218	41	11	7	3	1	39
	15	600	172	263	54	30	13	3	0	65
	16	315	74	160	33	13	6	2	0	27
	17	425	126	190	36	14	3	5	0	51
	18	614	202	271	48	23	11	13	0	46
	19	574	180	252	63	16	7	6	0	50
	20	545	162	261	62	13	11	3	0	33
Ogden		9,772	3,100	4,293	874	370	190	105	2	838
Sweden										
	1	460	173	187	32	17	12	4	0	35
	2	307	158	76	16	15	9	5	1	27
	3	550	255	176	38	24	15	15	0	27
	4	570	215	227	46	23	9	7	1	42
	5	145	67	53	7	3	2	3	0	10
	6	393	144	143	41	25	8	2	0	30
	7	458	175	198	35	12	7	6	0	25
	8	384	112	167	35	25	13	2	1	29
	9	381	142	149	26	15	5	9	0	35
	10	568	152	272	64	23	9	5	0	43
	11	179	77	50	18	10	2	5	1	16
	12	405	122	181	40	13	9	5	1	34
Sweden		4,800	1,792	1,879	398	205	100	68	5	353
GRAND TOTAL:		14,572	4,892	6,172	1,272	575	290	173	7	1,191

MEMBER OF ASSEMBLY
133RD DISTRICT
SUMMARY

LEGISLATIVE DISTRICT OR TOWN	TOTAL VOTES	RANDOLPH J. WEAVER	BILL NOJAY	RICHARD E. BURKE	BILL NOJAY	SCATTER	BLANK AND VOID
		DEM	REP	CON	IND		
Mendon	5,207	1,715	2,418	460	160	3	451
Pittsford	16,219	6,508	7,213	805	442	9	1,242
Rush	2,077	736	938	178	55	1	169
Wheatland	2,456	824	1,076	224	80	1	251
GRAND TOTAL:	25,959	9,783	11,645	1,667	737	14	2,113

MEMBER OF ASSEMBLY
133RD DISTRICT
DETAIL

LEGISLATIVE DISTRICT OR TOWN	ELECTION DISTRICT	TOTAL VOTES	RANDOLPH	BILL	RICHARD	BILL	SCATTER	BLANK AND VOID
			J. WEAVER DEM	NOJAY REP	E. BURKE CON	NOJAY IND		
Mendon	1	743	249	357	54	34	0	49
	2	590	227	212	62	16	0	73
	3	668	202	346	49	17	1	53
	4	515	198	193	49	25	1	49
	5	639	197	307	65	16	0	54
	6	605	189	290	59	20	1	46
	7	662	180	363	46	16	0	57
	8	268	96	112	34	5	0	21
	9	517	177	238	42	11	0	49
Mendon		5,207	1,715	2,418	460	160	3	451
Pittsford	1	369	171	142	20	9	0	27
	2	409	202	147	22	14	1	23
	3	659	259	298	23	9	0	70
	4	553	226	254	29	14	0	30
	5	370	199	111	19	7	0	34
	6	344	179	96	13	9	0	47
	7	220	103	85	11	2	0	19
	8	463	139	253	35	8	0	28
	9	508	186	228	31	10	2	51
	10	614	212	315	21	21	0	45
	11	397	158	169	21	13	1	35
	12	457	168	235	13	17	1	23
	13	324	144	128	14	10	0	28
	14	583	223	279	35	15	1	30
	15	437	199	152	32	15	0	39
	16	373	160	153	22	10	0	28
	17	603	278	246	24	18	1	36
	18	435	185	177	26	7	0	40
	19	279	95	125	26	10	0	23
	20	488	203	205	22	10	0	48
	21	512	241	202	20	13	0	36
	22	548	238	249	18	14	1	28
	23	413	154	181	34	20	0	24
	24	569	197	271	29	17	0	55
	25	606	238	292	25	14	0	37
	26	476	184	224	24	14	1	29
	27	433	169	182	31	15	0	36
	28	426	179	183	18	11	0	35
	29	446	154	212	20	20	0	40
	30	420	155	213	17	4	0	31
	31	570	215	270	27	15	0	43
	32	491	195	228	18	17	0	33

MEMBER OF ASSEMBLY
133RD DISTRICT
DETAIL

LEGISLATIVE DISTRICT OR TOWN	ELECTION DISTRICT	TOTAL VOTES	RANDOLPH J. WEAVER	BILL NOJAY	RICHARD E. BURKE	BILL NOJAY	SCATTER	BLANK AND VOID
			DEM	REP	CON	IND		
Pittsford								
	33	700	230	366	35	17	0	52
	34	<u>724</u>	<u>270</u>	<u>342</u>	<u>30</u>	<u>23</u>	<u>0</u>	<u>59</u>
Pittsford		16,219	6,508	7,213	805	442	9	1,242
Rush								
	1	563	200	263	47	10	1	42
	2	397	124	194	31	9	0	39
	3	550	215	227	49	19	0	40
	4	<u>567</u>	<u>197</u>	<u>254</u>	<u>51</u>	<u>17</u>	<u>0</u>	<u>48</u>
Rush		2,077	736	938	178	55	1	169
Wheatland								
	1	446	169	179	37	13	0	48
	2	451	129	215	37	13	0	57
	3	569	246	207	43	21	1	51
	4	470	148	219	42	13	0	48
	5	<u>520</u>	<u>132</u>	<u>256</u>	<u>65</u>	<u>20</u>	<u>0</u>	<u>47</u>
Wheatland		2,456	824	1,076	224	80	1	251
GRAND TOTAL:		<u><u>25,959</u></u>	<u><u>9,783</u></u>	<u><u>11,645</u></u>	<u><u>1,667</u></u>	<u><u>737</u></u>	<u><u>14</u></u>	<u><u>2,113</u></u>

MEMBER OF ASSEMBLY
134TH DISTRICT
SUMMARY

LEGISLATIVE DISTRICT OR TOWN	TOTAL VOTES	BILL REILICH	BILL REILICH	BILL REILICH	SCATTER	BLANK AND VOID
		REP	CON	IND		
Greece	45,240	24,361	4,761	3,551	142	12,425
Ogden	9,772	5,520	1,117	704	20	2,411
Parma	7,648	4,316	951	560	9	1,812
GRAND TOTAL:	62,660	34,197	6,829	4,815	171	16,648

MEMBER OF ASSEMBLY
134TH DISTRICT
DETAIL

<u>LEGISLATIVE DISTRICT OR TOWN</u>	<u>ELECTION DISTRICT</u>	<u>TOTAL VOTES</u>	BILL REILICH <u>REP</u>	BILL REILICH <u>CON</u>	BILL REILICH <u>IND</u>	<u>SCATTER</u>	<u>BLANK AND VOID</u>
Greece							
	1	354	179	37	34	1	103
	2	417	248	50	29	3	87
	3	370	208	44	25	4	89
	4	311	165	29	24	3	90
	5	305	153	24	22	2	104
	6	314	159	42	34	0	79
	7	419	210	43	39	4	123
	8	389	178	46	34	1	130
	9	367	184	46	42	1	94
	10	332	150	36	37	2	107
	11	190	81	14	22	2	71
	12	248	108	29	24	0	87
	13	325	164	44	23	0	94
	14	316	160	28	27	1	100
	15	350	199	33	40	2	76
	16	281	161	22	30	0	68
	17	492	285	59	29	2	117
	18	440	248	42	36	0	114
	19	353	170	36	43	3	101
	20	361	164	46	37	2	112
	21	353	171	38	31	4	109
	22	308	172	22	25	0	89
	23	539	281	49	42	1	166
	24	532	315	53	37	0	127
	25	412	194	35	39	2	142
	26	302	152	35	29	0	86
	27	592	282	73	42	0	195
	28	512	281	51	55	2	123
	29	398	199	54	34	0	111
	30	269	143	32	20	2	72
	31	289	146	24	19	0	100
	32	406	176	46	44	1	139
	33	503	298	69	20	1	115
	34	388	208	49	30	5	96
	35	403	231	47	22	0	103
	36	510	265	50	40	2	153
	37	280	156	40	15	0	69
	38	518	277	42	41	1	157
	39	291	145	35	19	1	91
	40	349	166	26	25	1	131
	41	433	213	37	40	6	137
	42	382	159	45	37	2	139
	43	396	229	59	32	0	76
	44	558	319	54	42	3	140

MEMBER OF ASSEMBLY
134TH DISTRICT
DETAIL

<u>LEGISLATIVE DISTRICT OR TOWN</u>	<u>ELECTION DISTRICT</u>	<u>TOTAL VOTES</u>	BILL REILICH <u>REP</u>	BILL REILICH <u>CON</u>	BILL REILICH <u>IND</u>	<u>SCATTER</u>	<u>BLANK AND VOID</u>
Greece							
	45	609	379	51	33	0	146
	46	294	132	27	24	0	111
	47	405	210	51	28	4	112
	48	291	160	29	20	2	80
	49	291	162	25	21	0	83
	50	378	196	50	40	3	89
	51	274	160	24	22	1	67
	52	514	302	66	36	2	108
	53	475	186	51	54	0	184
	54	458	242	42	37	3	134
	55	327	171	40	18	0	98
	56	488	268	54	46	0	120
	57	387	205	44	30	0	108
	58	524	274	47	48	0	155
	59	394	124	35	46	3	186
	60	342	172	37	37	0	96
	61	429	201	55	41	0	132
	62	506	271	41	34	0	160
	63	448	235	58	40	0	115
	64	338	205	25	15	1	92
	65	361	211	15	26	1	108
	66	221	123	22	22	0	54
	67	346	182	43	19	2	100
	68	495	266	67	33	1	128
	69	279	168	26	25	0	60
	70	911	573	98	62	2	176
	71	476	285	40	43	0	108
	72	497	293	61	35	0	108
	73	266	125	41	24	0	76
	74	395	173	39	40	0	143
	75	325	173	37	24	1	90
	76	297	193	34	23	1	46
	77	462	241	48	26	0	147
	78	294	186	18	20	1	69
	79	670	398	71	33	0	168
	80	510	282	49	27	1	151
	81	264	167	16	20	0	61
	82	404	178	32	35	0	159
	83	286	136	23	29	4	94
	84	464	220	56	43	0	145
	85	508	294	59	45	2	108
	86	562	341	58	28	1	134
	87	373	217	39	32	1	84
	88	388	229	49	34	0	76

MEMBER OF ASSEMBLY
134TH DISTRICT
DETAIL

<u>LEGISLATIVE DISTRICT OR TOWN</u>	<u>ELECTION DISTRICT</u>	<u>TOTAL VOTES</u>	BILL REILICH <u>REP</u>	BILL REILICH <u>CON</u>	BILL REILICH <u>IND</u>	<u>SCATTER</u>	<u>BLANK AND VOID</u>
Greece							
	89	350	194	36	16	0	104
	90	497	301	57	19	2	118
	91	738	450	76	47	1	164
	92	597	295	60	41	2	199
	93	579	268	64	40	3	204
	94	410	221	41	36	2	110
	95	310	163	30	29	3	85
	96	525	298	55	48	1	123
	97	676	390	53	30	1	202
	98	625	361	63	46	5	150
	99	470	289	50	31	2	98
	100	617	342	75	47	3	150
	101	310	181	35	25	0	69
	102	654	364	68	58	3	161
	103	490	255	72	29	3	131
	104	480	261	54	37	0	128
	105	309	210	20	29	0	50
	106	383	217	37	20	3	106
	107	299	185	30	23	1	60
	108	273	148	26	22	0	77
	109	<u>565</u>	<u>307</u>	<u>51</u>	<u>49</u>	<u>3</u>	<u>155</u>
Greece		45,240	24,361	4,761	3,551	142	12,425
Ogden							
	1	430	241	39	31	0	119
	2	484	272	54	39	2	117
	3	654	391	64	51	2	146
	4	461	258	59	29	4	111
	5	441	248	54	39	0	100
	6	584	333	45	35	0	171
	7	294	167	36	30	1	60
	8	540	320	47	35	0	138
	9	444	236	54	36	0	118
	10	439	233	50	40	1	115
	11	433	255	75	31	0	72
	12	587	316	65	49	1	156
	13	447	243	55	50	2	97
	14	461	261	51	27	1	121
	15	600	334	67	43	0	156
	16	315	193	37	14	0	71
	17	425	228	44	21	0	132
	18	614	333	66	39	5	171
	19	574	340	77	31	1	125
	20	<u>545</u>	<u>318</u>	<u>78</u>	<u>34</u>	<u>0</u>	<u>115</u>
Ogden		9,772	5,520	1,117	704	20	2,411

MEMBER OF ASSEMBLY
134TH DISTRICT
DETAIL

LEGISLATIVE DISTRICT OR TOWN	ELECTION DISTRICT	TOTAL VOTES	BILL REILICH REP	BILL REILICH CON	BILL REILICH IND	SCATTER	BLANK AND VOID
Parma							
	1	524	300	71	34	0	119
	2	622	343	78	46	2	153
	3	455	259	47	38	0	111
	4	474	276	68	21	2	107
	5	334	192	35	29	0	78
	6	219	133	28	10	0	48
	7	477	274	64	29	0	110
	8	620	355	68	36	0	161
	9	525	316	63	28	0	118
	10	494	284	75	36	2	97
	11	545	298	75	50	1	121
	12	553	288	59	59	1	146
	13	840	472	86	65	1	216
	14	427	225	66	25	0	111
	15	539	301	68	54	0	116
Parma		7,648	4,316	951	560	9	1,812
GRAND TOTAL:		62,660	34,197	6,829	4,815	171	16,648

MEMBER OF ASSEMBLY
135TH DISTRICT
SUMMARY

LEGISLATIVE DISTRICT OR TOWN	TOTAL VOTES	DAVID R. KOON DEM	MARK C. JOHNS REP	MARK C. JOHNS CON	MARK C. JOHNS IND	SCATTER	BLANK AND VOID
East Rochester	2,691	1,449	846	126	72	1	197
Penfield	20,270	9,370	7,855	1,378	477	9	1,181
Perinton	26,865	12,698	10,718	1,569	490	15	1,375
Webster	22,633	9,882	9,116	1,633	588	6	1,408
GRAND TOTAL:	72,459	33,399	28,535	4,706	1,627	31	4,161

MEMBER OF ASSEMBLY
135TH DISTRICT
DETAIL

LEGISLATIVE DISTRICT OR TOWN	ELECTION DISTRICT	TOTAL VOTES	DAVID	MARK	MARK	MARK	SCATTER	BLANK AND VOID
			R. KOON	C. JOHNS	C. JOHNS	C. JOHNS		
			DEM	REP	CON	IND		
East Rochester	1	500	283	142	20	14	1	40
	2	393	196	130	20	10	0	37
	3	383	187	136	23	10	0	27
	4	368	216	107	9	10	0	26
	5	292	163	94	13	10	0	12
	6	381	196	118	25	7	0	35
	7	374	208	119	16	11	0	20
East Rochester		2,691	1,449	846	126	72	1	197
Penfield	1	215	107	64	25	6	0	13
	2	456	218	171	28	12	0	27
	3	352	133	151	34	12	0	22
	4	540	184	249	69	19	0	19
	5	458	221	159	33	13	0	32
	6	408	169	186	27	9	0	17
	7	454	213	168	43	14	0	16
	8	394	222	104	34	9	0	25
	9	554	301	182	33	15	0	23
	10	390	187	145	31	6	1	20
	11	310	164	113	15	7	0	11
	12	472	215	184	37	11	0	25
	13	532	257	183	42	16	0	34
	14	591	231	257	56	12	1	34
	15	685	298	295	37	18	0	37
	16	244	124	77	9	12	0	22
	17	477	216	187	33	18	0	23
	18	329	147	130	26	14	1	11
	19	659	310	270	32	8	1	38
	20	565	249	223	53	9	1	30
	21	549	297	170	39	11	0	32
	22	467	253	146	25	11	0	32
	23	651	309	249	39	17	2	35
	24	627	270	273	39	15	0	30
	25	395	162	174	31	6	0	22
	26	322	146	126	16	9	0	25
	27	496	242	196	28	12	0	18
	28	430	220	131	29	9	1	40
	29	625	334	203	38	12	1	37
	30	826	357	339	63	13	0	54
	31	297	169	100	13	4	0	11
	32	330	203	94	8	6	0	19
	33	445	201	173	38	15	0	18
	34	467	207	193	31	6	0	30
	35	660	339	234	36	11	0	40

MEMBER OF ASSEMBLY
135TH DISTRICT
DETAIL

LEGISLATIVE DISTRICT OR TOWN	ELECTION DISTRICT	TOTAL VOTES	DAVID R. KOON	MARK C. JOHNS	MARK C. JOHNS	MARK C. JOHNS	SCATTER	BLANK AND VOID
			DEM	REP	CON	IND		
Penfield								
	36	481	229	192	24	11	0	25
	37	819	327	367	51	16	0	58
	38	333	133	154	22	2	0	22
	39	375	169	145	31	8	0	22
	40	653	271	272	24	18	0	68
	41	533	205	246	40	13	0	29
	42	404	161	180	16	12	0	35
Penfield		20,270	9,370	7,855	1,378	477	9	1,181
Perinton								
	1	684	323	273	45	11	2	30
	2	570	256	244	29	18	0	23
	3	407	199	165	18	3	0	22
	4	408	222	137	20	12	0	17
	5	275	144	99	14	4	0	14
	6	404	213	138	25	10	0	18
	7	529	261	204	28	12	0	24
	8	471	220	179	35	11	1	25
	9	632	289	263	43	16	0	21
	10	534	259	194	43	9	0	29
	11	347	157	138	26	6	1	19
	12	438	209	174	25	4	0	26
	13	399	156	204	14	7	1	17
	14	459	224	175	26	11	1	22
	15	479	255	164	24	7	0	29
	16	367	175	142	22	12	0	16
	17	476	240	175	31	6	1	23
	18	472	221	176	30	11	0	34
	19	449	212	180	29	6	0	22
	20	457	219	169	34	5	0	30
	21	550	295	193	30	8	1	23
	22	336	162	128	21	5	1	19
	23	661	282	291	37	16	1	34
	24	774	340	337	40	7	1	49
	25	369	205	125	13	6	0	20
	26	520	248	206	31	13	1	21
	27	362	166	146	27	8	0	15
	28	386	178	155	27	8	0	18
	29	284	152	99	13	8	0	12
	30	478	203	203	33	14	0	25
	31	552	248	230	32	13	0	29
	32	442	231	147	25	8	0	31
	33	500	245	192	32	11	0	20
	34	567	253	230	28	15	0	41
	35	399	197	160	21	7	1	13

MEMBER OF ASSEMBLY
135TH DISTRICT
DETAIL

LEGISLATIVE DISTRICT OR TOWN	ELECTION DISTRICT	TOTAL VOTES	DAVID R. KOON	MARK C. JOHNS	MARK C. JOHNS	MARK C. JOHNS	SCATTER	BLANK AND VOID
			DEM	REP	CON	IND		
Perinton	36	337	179	112	16	5	0	25
	37	492	249	175	38	7	1	22
	38	581	298	212	28	12	0	31
	39	570	264	229	38	17	0	22
	40	355	149	155	22	6	0	23
	41	330	154	125	23	12	0	16
	42	503	277	167	19	6	0	34
	43	821	365	364	49	12	0	31
	44	413	169	195	19	8	0	22
	45	707	327	301	38	6	0	35
	46	290	167	83	23	5	0	12
	47	541	239	231	34	7	0	30
	48	381	196	149	15	5	0	16
	49	410	183	179	36	3	0	9
	50	226	155	32	7	4	1	27
	51	588	214	296	39	10	0	29
	52	499	233	205	27	1	0	33
	53	404	190	159	25	8	0	22
	54	833	357	378	43	16	0	39
	55	462	198	219	20	5	0	20
	56	685	276	317	39	7	0	46
Perinton		26,865	12,698	10,718	1,569	490	15	1,375
Webster	1	474	222	191	35	9	1	16
	2	623	309	222	29	16	1	46
	3	541	246	213	45	13	0	24
	4	257	126	89	14	9	1	18
	5	498	231	190	36	14	0	27
	6	422	189	158	18	11	0	46
	7	552	281	196	30	17	0	28
	8	453	175	191	43	12	0	32
	9	462	181	201	46	9	0	25
	10	986	421	420	67	19	0	59
	11	514	227	205	37	15	0	30
	12	594	216	288	46	14	0	30
	13	424	192	167	29	14	0	22
	14	425	195	153	29	19	0	29
	15	386	171	146	32	13	0	24
	16	640	287	246	35	21	0	51
	17	480	188	224	34	11	0	23
	18	369	179	138	20	9	0	23
	19	738	275	353	45	21	0	44
	20	636	256	272	49	16	0	43
	21	585	261	232	38	16	0	38

MEMBER OF ASSEMBLY
135TH DISTRICT
DETAIL

LEGISLATIVE DISTRICT OR TOWN	ELECTION DISTRICT	TOTAL VOTES	DAVID R. KOON DEM	MARK C. JOHNS REP	MARK C. JOHNS CON	MARK C. JOHNS IND	SCATTER	BLANK AND VOID
Webster	22	525	227	208	49	12	0	29
	23	430	175	193	24	12	0	26
	24	1,129	508	421	99	28	1	72
	25	484	238	172	32	14	0	28
	26	504	227	176	45	11	0	45
	27	411	168	172	35	10	0	26
	28	480	202	190	38	15	1	34
	29	346	152	139	21	10	0	24
	30	348	200	92	12	11	0	33
	31	624	265	244	50	8	0	57
	32	584	212	273	50	15	0	34
	33	533	210	230	45	25	0	23
	34	287	116	127	22	9	0	13
	35	337	129	144	43	10	0	11
	36	447	188	201	32	12	0	14
	37	798	357	322	49	21	0	49
	38	613	310	203	45	15	0	40
	39	470	218	192	26	8	0	26
	40	755	326	313	55	13	0	48
	41	623	257	273	38	11	0	44
	42	469	189	198	39	15	1	27
	43	377	180	138	27	5	0	27
Webster		<u>22,633</u>	<u>9,882</u>	<u>9,116</u>	<u>1,633</u>	<u>588</u>	<u>6</u>	<u>1,408</u>
GRAND TOTAL:		<u><u>72,459</u></u>	<u><u>33,399</u></u>	<u><u>28,535</u></u>	<u><u>4,706</u></u>	<u><u>1,627</u></u>	<u><u>31</u></u>	<u><u>4,161</u></u>

MEMBER OF ASSEMBLY
136TH DISTRICT
SUMMARY

LEGISLATIVE DISTRICT OR TOWN	TOTAL VOTES	JOSEPH D. MORELLE	JOSEPH D. MORELLE	SCATTER	BLANK AND VOID
		DEM	IND		
Leg. Dist. 07	857	482	68	2	305
Leg. Dist. 16	10	5	1	0	4
Leg. Dist. 21	1,375	1,019	79	10	267
Leg. Dist. 23	3,567	2,475	257	12	823
Leg. Dist. 26	5,828	3,687	451	8	1,682
Leg. Dist. 28	4,101	2,939	227	6	929
Leg. Dist. 29	1,495	1,076	71	2	346
CITY	17,233	11,683	1,154	40	4,356
Brighton	18,029	11,794	1,442	70	4,723
Irondequoit	26,286	16,011	2,319	104	7,852
TOWNS	44,315	27,805	3,761	174	12,575
GRAND TOTAL:	61,548	39,488	4,915	214	16,931

MEMBER OF ASSEMBLY
136TH DISTRICT
DETAIL

LEGISLATIVE DISTRICT OR TOWN	ELECTION DISTRICT	TOTAL VOTES	JOSEPH D. MORELLE	JOSEPH D. MORELLE	SCATTER	BLANK AND VOID
			DEM	IND		
Leg. Dist. 07						
	1	507	272	48	1	186
	2	350	210	20	1	119
Leg. Dist. 07		857	482	68	2	305
Leg. Dist. 16						
	1	10	5	1	0	4
Leg. Dist. 16		10	5	1	0	4
Leg. Dist. 21						
	7	542	411	29	2	100
	8	161	134	8	0	19
	20	200	148	11	0	41
	24	472	326	31	8	107
Leg. Dist. 21		1,375	1,019	79	10	267
Leg. Dist. 23						
	12	425	304	30	1	90
	16	168	123	14	0	31
	18	677	457	55	1	164
	19	357	250	15	3	89
	22	299	207	20	3	69
	24	355	242	29	2	82
	25	484	345	38	1	100
	26	537	375	36	1	125
	27	265	172	20	0	73
Leg. Dist. 23		3,567	2,475	257	12	823
Leg. Dist. 26						
	1	572	340	56	0	176
	2	255	137	25	1	92
	3	163	104	15	0	44
	4	277	156	26	0	95
	5	274	167	22	1	84
	6	277	192	13	0	72
	7	380	252	25	1	102
	8	404	290	11	0	103
	9	398	261	34	1	102
	10	431	312	29	0	90
	11	333	211	35	1	86
	12	323	165	35	0	123
	13	364	224	23	0	117
	14	373	243	27	0	103
	15	348	254	13	0	81
	16	359	197	33	2	127
	17	297	182	29	1	85
Leg. Dist. 26		5,828	3,687	451	8	1,682

MEMBER OF ASSEMBLY
136TH DISTRICT
DETAIL

LEGISLATIVE DISTRICT OR TOWN	ELECTION DISTRICT	TOTAL VOTES	JOSEPH D. MORELLE	JOSEPH D. MORELLE	SCATTER	BLANK AND VOID
			DEM	IND		
Leg. Dist. 28						
	1	382	282	25	0	75
	2	248	165	17	1	65
	4	245	167	11	0	67
	5	219	143	13	0	63
	6	466	348	22	1	95
	7	595	424	29	3	139
	9	374	250	31	0	93
	16	294	209	13	0	72
	18	319	243	16	0	60
	20	488	346	26	1	115
	21	471	362	24	0	85
Leg. Dist. 28		4,101	2,939	227	6	929
Leg. Dist. 29						
	8	98	79	2	0	17
	17/27	233	149	25	0	59
	18	307	192	25	2	88
	21	390	288	17	0	85
	22	185	140	1	0	44
	23	282	228	1	0	53
Leg. Dist. 29		1,495	1,076	71	2	346
CITY		17,233	11,683	1,154	40	4,356
Brighton						
	1	510	340	32	5	133
	2	336	199	30	1	106
	3	373	214	28	1	130
	4	419	288	28	4	99
	5	453	322	31	5	95
	6	565	362	44	2	157
	7	361	230	20	3	108
	8	444	255	34	0	155
	9	368	242	26	6	94
	10	471	327	35	0	109
	11	493	294	51	1	147
	12	527	353	53	2	119
	13	305	199	32	0	74
	14	321	230	27	1	63
	15	343	201	31	0	111
	16	290	137	19	1	133
	17	168	133	4	0	31
	18	411	299	29	2	81
	19	290	202	19	3	66
	20	343	220	30	0	93
	21	356	242	38	0	76

MEMBER OF ASSEMBLY
136TH DISTRICT
DETAIL

LEGISLATIVE DISTRICT OR TOWN	ELECTION DISTRICT	TOTAL VOTES	JOSEPH D. MORELLE	JOSEPH D. MORELLE	SCATTER	BLANK AND VOID
			DEM	IND		
Brighton	22	447	291	29	0	127
	23	344	239	28	2	75
	24	477	296	36	0	145
	25	328	211	31	1	85
	26	347	211	27	1	108
	27	336	218	35	0	83
	28	527	352	39	1	135
	29	317	169	30	3	115
	30	745	516	43	0	186
	31	364	256	20	2	86
	32	472	308	43	1	120
	33	463	303	36	2	122
	34	406	262	31	3	110
	35	366	259	26	2	79
	36	292	188	19	1	84
	37	444	324	35	2	83
	38	452	300	42	2	108
	39	354	207	45	2	100
	40	637	451	43	3	140
	41	463	314	25	0	124
	42	140	89	20	1	30
	43	418	271	42	3	102
	44	177	118	22	0	37
	45	319	190	35	1	93
	46	247	162	19	0	66
Brighton		18,029	11,794	1,442	70	4,723
Irondequoit	1	602	377	40	1	184
	2	299	185	35	0	79
	3	511	316	39	0	156
	4	365	196	42	0	127
	5	391	266	26	4	95
	6	591	355	50	2	184
	7	534	305	49	2	178
	8	391	225	42	1	123
	9	405	239	38	0	128
	10	409	230	44	1	134
	11	255	151	19	0	85
	12	346	217	26	3	100
	13	534	338	37	0	159
	14	473	271	46	3	153
	15	500	276	43	2	179
	16	692	418	58	2	214
	17	257	152	22	2	81

MEMBER OF ASSEMBLY
136TH DISTRICT
DETAIL

<u>LEGISLATIVE DISTRICT OR TOWN</u>	<u>ELECTION DISTRICT</u>	<u>TOTAL VOTES</u>	JOSEPH D. MORELLE <u>DEM</u>	JOSEPH D. MORELLE <u>IND</u>	<u>SCATTER</u>	<u>BLANK AND VOID</u>
Irondequoit	18	426	252	29	1	144
	19	492	353	28	5	106
	20	352	196	33	1	122
	21	396	242	36	0	118
	22	444	275	56	2	111
	23	382	261	32	0	89
	24	365	215	36	0	114
	25	419	249	51	4	115
	26	339	229	16	1	93
	27	248	133	25	0	90
	28	381	215	43	6	117
	29	345	214	32	0	99
	30	366	224	35	0	107
	31	517	316	44	3	154
	32	398	241	41	2	114
	33	306	168	32	2	104
	34	588	322	47	4	215
	35	296	199	26	1	70
	36	325	220	19	2	84
	37	324	181	30	2	111
	38	291	197	16	0	78
	39	132	68	7	0	57
	40	258	145	32	2	79
	41	404	274	27	1	102
	42	422	220	37	5	160
	43	347	231	23	1	92
	44	689	419	68	1	201
	45	316	202	30	0	84
	46	394	220	39	0	135
	47	152	91	17	0	44
	48	358	203	35	1	119
	49	352	182	39	5	126
	50	311	215	17	0	79
	51	486	279	58	2	147
	52	482	313	44	1	124
	53	347	225	22	2	98
	54	122	88	9	0	25
	55	434	265	37	3	129
	56	337	210	21	2	104
	57	544	340	60	1	143
	58	444	272	41	5	126
	59	365	206	50	3	106
	60	426	248	40	3	135
	61	490	293	48	4	145

MEMBER OF ASSEMBLY
136TH DISTRICT
DETAIL

LEGISLATIVE DISTRICT OR TOWN	ELECTION DISTRICT	TOTAL VOTES	JOSEPH D. MORELLE	JOSEPH D. MORELLE	SCATTER	BLANK AND VOID
			DEM	IND		
Irondequoit	62	422	231	46	0	145
	63	303	198	22	1	82
	64	217	162	12	0	43
	65	269	193	15	1	60
	66	236	184	11	1	40
	67	308	182	25	0	101
	68	364	233	24	0	107
Irondequoit		26,286	16,011	2,319	104	7,852
TOWNS		44,315	27,805	3,761	174	12,575
GRAND TOTAL:		61,548	39,488	4,915	214	16,931

MEMBER OF ASSEMBLY
137TH DISTRICT
SUMMARY

LEGISLATIVE DISTRICT OR TOWN	TOTAL VOTES	DAVID F. GANTT DEM	ANDREW P. LANGDON GRN	SCATTER	BLANK AND VOID
Leg. Dist. 21	3,610	2,851	257	2	500
Leg. Dist. 22	7,198	5,868	305	1	1,024
Leg. Dist. 23	216	123	55	1	37
Leg. Dist. 25	7,689	6,081	541	11	1,056
Leg. Dist. 27	10,610	8,564	741	10	1,295
Leg. Dist. 28	288	232	24	0	32
Leg. Dist. 29	3,828	3,029	227	3	569
CITY	33,439	26,748	2,150	28	4,513
Gates	12,804	6,333	2,348	38	4,085
TOWNS	12,804	6,333	2,348	38	4,085
GRAND TOTAL:	<u>46,243</u>	<u>33,081</u>	<u>4,498</u>	<u>66</u>	<u>8,598</u>

MEMBER OF ASSEMBLY
137TH DISTRICT
DETAIL

LEGISLATIVE DISTRICT OR TOWN	ELECTION DISTRICT	TOTAL VOTES	DAVID F. GANTT DEM	ANDREW P. LANGDON GRN	SCATTER	BLANK AND VOID
Leg. Dist. 21	5	199	127	47	0	25
	11	425	347	16	0	62
	13	250	162	55	0	33
	16	222	158	18	2	44
	18	408	342	6	0	60
	19	234	199	10	0	25
	21	324	258	12	0	54
	22	477	386	23	0	68
	23	401	305	39	0	57
	25	381	325	23	0	33
	27	289	242	8	0	39
Leg. Dist. 21		3,610	2,851	257	2	500
Leg. Dist. 22	1	487	383	25	0	79
	2	208	175	4	0	29
	3	307	234	15	0	58
	4	171	122	10	0	39
	5	254	222	7	1	24
	6	243	209	2	0	32
	7	195	164	1	0	30
	8	308	247	18	0	43
	9	251	221	3	0	27
	10	283	257	5	0	21
	11	304	239	16	0	49
	12	236	206	5	0	25
	13	143	116	4	0	23
	14	302	235	16	0	51
	15	430	365	4	0	61
	16	164	139	6	0	19
	17	147	134	2	0	11
	18	195	157	4	0	34
	19	237	180	12	0	45
	20	343	306	5	0	32
	21	228	176	10	0	42
	22	382	324	10	0	48
	23	256	226	3	0	27
	24	143	120	8	0	15
	25	433	283	53	0	97
	26/25-19	202	129	38	0	35
	27	346	299	19	0	28
Leg. Dist. 22		7,198	5,868	305	1	1,024
Leg. Dist. 23	23	216	123	55	1	37
Leg. Dist. 23		216	123	55	1	37
Leg. Dist. 25	1	452	304	72	4	72
	2	399	337	16	1	45
	3	482	417	16	1	48

MEMBER OF ASSEMBLY
137TH DISTRICT
DETAIL

LEGISLATIVE DISTRICT OR TOWN	ELECTION DISTRICT	TOTAL VOTES	DAVID F. GANTT DEM	ANDREW P. LANGDON GRN	SCATTER	BLANK AND VOID
Leg. Dist. 25	4/14	302	212	43	0	47
	5	370	326	10	0	34
	6/24	376	228	70	0	78
	7	358	312	12	0	34
	8	459	407	4	0	48
	9	229	196	2	0	31
	10	382	305	36	0	41
	11	238	219	3	0	16
	13	521	453	11	0	57
	15	336	289	11	0	36
	16	373	307	11	0	55
	17	324	277	6	0	41
	18	418	342	18	0	58
	20/25	551	340	75	2	134
	21/28-12	466	379	21	1	65
	22	269	188	39	2	40
	23	206	126	34	0	46
	26/27	178	117	31	0	30
Leg. Dist. 25		7,689	6,081	541	11	1,056
Leg. Dist. 27	1	462	366	41	1	54
	2	497	381	43	2	71
	3	350	249	48	0	53
	4	503	401	49	0	53
	5	467	391	33	0	43
	6	493	427	21	0	45
	7	451	336	55	0	60
	8	764	664	24	2	74
	9	482	387	43	0	52
	10	403	292	51	0	60
	11	514	395	41	1	77
	12	394	321	29	0	44
	13	455	390	28	0	37
	14	364	292	17	1	54
	15	398	341	15	1	41
	16	463	376	31	0	56
	17	513	435	16	1	61
	18	465	364	27	0	74
	19	496	436	23	0	37
	20	336	299	11	0	26
	21	239	202	16	0	21
	22	364	255	26	0	83
	23	286	251	9	0	26
	25	211	138	19	1	53
	26	240	175	25	0	40
Leg. Dist. 27		10,610	8,564	741	10	1,295

MEMBER OF ASSEMBLY
137TH DISTRICT
DETAIL

LEGISLATIVE DISTRICT OR TOWN	ELECTION DISTRICT	TOTAL VOTES	DAVID F. GANTT DEM	ANDREW P. LANGDON GRN	SCATTER	BLANK AND VOID
Leg. Dist. 28	3	231	188	15	0	28
	17	54	43	9	0	2
	19	<u>3</u>	<u>1</u>	<u>0</u>	<u>0</u>	<u>2</u>
Leg. Dist. 28		288	232	24	0	32
Leg. Dist. 29	2	165	131	3	1	30
	10	560	460	38	0	62
	11	345	238	22	0	85
	12	454	362	38	0	54
	13	346	293	10	0	43
	14	130	89	17	0	24
	15	380	296	16	0	68
	16	183	135	4	0	44
	20	549	438	35	0	76
	24	497	396	32	1	68
	26	<u>219</u>	<u>191</u>	<u>12</u>	<u>1</u>	<u>15</u>
Leg. Dist. 29		3,828	3,029	227	3	569
CITY		33,439	26,748	2,150	28	4,513
Gates	1	275	135	58	2	80
	2	351	181	64	0	106
	3	361	191	66	1	103
	4	387	197	50	0	140
	5	419	193	95	1	130
	6	425	245	66	1	113
	7	758	330	158	1	269
	8	282	142	73	0	67
	9	431	233	55	1	142
	10	244	130	45	0	69
	11	271	146	51	6	68
	12	246	128	54	1	63
	13	402	232	54	2	114
	14	312	161	63	0	88
	15	593	275	79	2	237
	16	309	177	40	0	92
	17	418	226	72	0	120
	18	463	193	93	0	177
	19	360	148	68	2	142
	20	364	183	69	2	110
	21	351	159	53	2	137
	22	321	146	74	0	101
	23	346	148	66	1	131
	24	445	225	82	0	138
	25	335	172	54	2	107
	26	443	199	97	0	147
	27	476	250	83	3	140
	28	291	134	63	2	92

MEMBER OF ASSEMBLY
137TH DISTRICT
DETAIL

<u>LEGISLATIVE DISTRICT OR TOWN</u>	<u>ELECTION DISTRICT</u>	<u>TOTAL VOTES</u>	<u>DAVID F. GANTT DEM</u>	<u>ANDREW P. LANGDON GRN</u>	<u>SCATTER</u>	<u>BLANK AND VOID</u>
Gates	29	367	191	71	1	104
	30	253	128	42	0	83
	31	293	135	57	1	100
	32	417	197	107	0	113
	33	188	119	29	0	40
	34	340	153	62	1	124
	35	267	131	35	3	98
Gates		<u>12,804</u>	<u>6,333</u>	<u>2,348</u>	<u>38</u>	<u>4,085</u>
TOWNS		<u>12,804</u>	<u>6,333</u>	<u>2,348</u>	<u>38</u>	<u>4,085</u>
GRAND TOTAL:		<u><u>46,243</u></u>	<u><u>33,081</u></u>	<u><u>4,498</u></u>	<u><u>66</u></u>	<u><u>8,598</u></u>

MEMBER OF ASSEMBLY
138TH DISTRICT
SUMMARY

LEGISLATIVE DISTRICT OR TOWN	TOTAL VOTES	HARRY B. BRONSON	PETERSON A. VAZQUEZ	PETERSON A. VAZQUEZ	HARRY B. BRONSON	HARRY B. BRONSON	SCATTER	BLANK AND VOID
		DEM	REP	CON	WOR	IND		
Leg. Dist. 21	4,102	2,571	630	164	220	81	2	434
Leg. Dist. 23	5,918	3,639	960	207	329	167	8	608
Leg. Dist. 24	5,875	3,759	823	173	438	166	5	511
Leg. Dist. 25	562	383	47	16	41	23	0	52
Leg. Dist. 28	1,905	1,313	183	62	66	16	0	265
Leg. Dist. 29	2,606	1,641	405	96	96	38	0	330
CITY	20,968	13,306	3,048	718	1,190	491	15	2,200
Chili	14,403	5,641	5,427	1,227	488	291	3	1,326
Henrietta	16,721	7,448	5,621	1,201	484	376	7	1,584
TOWNS	31,124	13,089	11,048	2,428	972	667	10	2,910
GRAND TOTAL:	52,092	26,395	14,096	3,146	2,162	1,158	25	5,110

MEMBER OF ASSEMBLY
138TH DISTRICT
DETAIL

LEGISLATIVE DISTRICT OR TOWN	ELECTION DISTRICT	TOTAL VOTES	HARRY B. BRONSON	PETERSON A. VAZQUEZ	PETERSON A. VAZQUEZ	HARRY B. BRONSON	HARRY B. BRONSON	SCATTER	BLANK AND VOID
			DEM	REP	CON	WOR	IND		
Leg. Dist. 21									
	1	359	209	67	16	25	8	0	34
	2	311	187	54	12	19	11	0	28
	3	217	130	35	16	9	3	0	24
	4	215	138	33	5	11	7	1	20
	6	358	238	37	10	20	4	0	49
	9	363	228	66	15	12	9	0	33
	10	442	263	100	18	16	5	1	39
	12	737	449	115	31	38	17	0	87
	14	147	99	22	9	4	2	0	11
	15	443	289	48	16	32	4	0	54
	17	390	259	36	14	31	9	0	41
	26	120	82	17	2	3	2	0	14
		<u>4,102</u>	<u>2,571</u>	<u>630</u>	<u>164</u>	<u>220</u>	<u>81</u>	<u>2</u>	<u>434</u>
Leg. Dist. 23									
	1	183	109	37	7	15	4	0	11
	2	325	215	39	7	11	18	1	34
	3	237	141	37	6	24	6	0	23
	4	516	327	100	23	13	9	0	44
	5	215	124	36	6	9	7	2	31
	6	236	152	40	9	8	8	0	19
	7	375	243	61	6	23	10	0	32
	8	349	210	53	11	21	10	0	44
	9	245	148	56	7	7	7	0	20
	10	308	190	45	11	16	8	1	37
	11	352	214	59	6	31	7	0	35
	13	336	187	80	19	13	3	1	33
	14	366	227	48	14	23	19	2	33
	15	230	152	25	10	10	7	0	26
	17	488	281	83	25	30	9	0	60
	20	361	229	45	13	22	11	0	41
	21	311	175	70	14	19	10	0	23
	28/24-20/25-28	427	286	35	11	27	14	1	53
	29	58	29	11	2	7	0	0	9
		<u>5,918</u>	<u>3,639</u>	<u>960</u>	<u>207</u>	<u>329</u>	<u>167</u>	<u>8</u>	<u>608</u>
Leg. Dist. 24									
	1	410	265	48	13	41	21	1	21
	2/22	309	226	28	5	25	6	0	19
	3/23	320	220	45	5	25	9	0	16
	4	469	284	58	19	39	20	0	49
	5/24	360	207	72	18	16	12	0	35
	6	278	174	45	9	18	4	0	28
	7	222	142	41	7	11	5	0	16

MEMBER OF ASSEMBLY
138TH DISTRICT
DETAIL

LEGISLATIVE DISTRICT OR TOWN	ELECTION DISTRICT	TOTAL VOTES	HARRY B. BRONSON DEM	PETERSON A. VAZQUEZ REP	PETERSON A. VAZQUEZ CON	HARRY B. BRONSON WOR	HARRY B. BRONSON IND	SCATTER	BLANK AND VOID
Leg. Dist. 24									
	8	341	196	76	18	17	4	0	30
	9	239	133	54	13	13	6	1	19
	10	404	274	35	7	42	15	0	31
	11	232	159	33	5	8	5	0	22
	12	93	76	4	1	1	0	0	11
	13	385	271	28	8	51	6	1	20
	14/21	482	313	52	7	55	16	1	38
	15	391	248	49	8	25	11	1	49
	16	332	201	58	13	29	6	0	25
	17	134	64	32	4	4	1	0	29
	18	400	254	57	11	18	18	0	42
	19	74	52	8	2	0	1	0	11
Leg. Dist. 24		5,875	3,759	823	173	438	166	5	511
Leg. Dist. 25									
	12	271	167	27	11	24	14	0	28
	29/30	291	216	20	5	17	9	0	24
Leg. Dist. 25		562	383	47	16	41	23	0	52
Leg. Dist. 28									
	8	343	250	26	10	7	3	0	47
	10	154	105	16	4	2	1	0	26
	11	298	206	30	11	12	2	0	37
	13	368	239	30	12	16	5	0	66
	14	355	243	45	12	14	2	0	39
	15	188	120	18	7	9	3	0	31
	22	199	150	18	6	6	0	0	19
Leg. Dist. 28		1,905	1,313	183	62	66	16	0	265
Leg. Dist. 29									
	1	70	46	7	0	3	1	0	13
	3	12	10	0	0	1	0	0	1
	4	386	237	57	11	22	7	0	52
	5	390	262	59	22	15	4	0	28
	6	282	191	44	9	7	3	0	28
	7	251	146	42	16	7	7	0	33
	9	568	333	100	22	19	6	0	88
	19	244	162	31	4	11	3	0	33
	25/28	403	254	65	12	11	7	0	54
Leg. Dist. 29		2,606	1,641	405	96	96	38	0	330
CITY		20,968	13,306	3,048	718	1,190	491	15	2,200
Chili									
	1	321	136	110	29	9	12	0	25
	2	486	139	220	43	23	13	0	48

MEMBER OF ASSEMBLY
138TH DISTRICT
DETAIL

LEGISLATIVE DISTRICT OR TOWN	ELECTION DISTRICT	TOTAL VOTES	HARRY B. BRONSON	PETERSON A. VAZQUEZ	PETERSON A. VAZQUEZ	HARRY B. BRONSON	HARRY B. BRONSON	SCATTER	BLANK AND VOID
			DEM	REP	CON	WOR	IND		
Chili									
	3	487	195	170	44	17	17	0	44
	4	340	133	137	30	6	9	1	24
	5	411	164	169	27	8	8	0	35
	6	403	153	143	33	20	11	0	43
	7	244	106	80	21	7	2	0	28
	8	446	148	187	45	18	10	0	38
	9	417	176	141	39	17	12	0	32
	10	310	79	151	46	7	5	1	21
	11	419	175	144	27	18	11	0	44
	12	424	184	146	33	14	5	0	42
	13	627	219	279	50	19	15	0	45
	14	440	144	187	46	11	13	0	39
	15	380	135	151	40	13	8	0	33
	16	801	286	338	77	19	14	0	67
	17	940	315	397	90	32	10	0	96
	18	452	145	195	35	11	10	0	56
	19	405	172	153	26	14	3	0	37
	20	627	292	210	46	17	11	0	51
	21	299	125	110	21	12	4	0	27
	22	436	240	103	22	24	6	1	40
	23	356	137	138	33	13	3	0	32
	24	866	360	308	67	28	14	0	89
	25	357	206	70	21	10	9	0	41
	26	533	168	225	59	18	14	0	49
	27	405	164	138	43	17	9	0	34
	28	342	171	102	27	7	6	0	29
	29	291	111	115	24	9	7	0	25
	30	286	125	89	24	13	6	0	29
	31	426	183	153	22	14	11	0	43
	32	426	155	168	37	23	3	0	40
Chili		14,403	5,641	5,427	1,227	488	291	3	1,326
Henrietta									
	1	540	219	204	42	14	17	0	44
	2	401	158	132	28	19	15	0	49
	3	289	164	64	13	10	6	0	32
	4	478	270	126	27	6	11	0	38
	5	421	186	140	31	17	5	0	42
	6	389	157	135	37	8	11	0	41
	7	362	165	131	27	5	9	0	25
	8	413	172	145	27	13	15	0	41
	9	384	188	109	27	8	8	0	44
	10	430	183	155	32	15	10	0	35
	11	384	206	100	28	12	4	0	34

MEMBER OF ASSEMBLY
138TH DISTRICT
DETAIL

LEGISLATIVE DISTRICT OR TOWN	ELECTION DISTRICT	TOTAL VOTES	HARRY B. BRONSON	PETERSON A. VAZQUEZ	PETERSON A. VAZQUEZ	HARRY B. BRONSON	HARRY B. BRONSON	SCATTER	BLANK AND VOID
			DEM	REP	CON	WOR	IND		
Henrietta	12	372	143	137	26	7	11	1	47
	13	605	259	204	42	22	12	0	66
	14	371	170	120	23	16	5	0	37
	15	484	219	142	31	19	14	0	59
	16	332	137	110	24	20	10	1	30
	17	468	219	153	39	9	10	0	38
	18	471	218	155	33	11	9	0	45
	19	395	165	151	33	12	8	0	26
	20	579	225	211	49	14	15	0	65
	21	318	150	106	25	14	6	0	17
	22	609	267	230	40	16	12	0	44
	23	371	165	126	28	10	11	0	31
	24	458	225	136	26	15	10	1	45
	25	387	142	146	35	12	14	1	37
	26	787	300	318	66	13	15	0	75
	27	656	247	261	52	12	12	0	72
	28	499	195	184	41	18	7	0	54
	29	1,094	526	344	70	21	21	0	112
	30	958	472	286	67	35	17	1	80
	31	289	158	72	19	8	5	1	26
	32	523	227	195	33	12	13	1	42
	33	338	158	109	20	13	7	0	31
	34	284	151	77	15	11	10	0	20
	35	582	242	207	45	17	11	0	60
Henrietta		<u>16,721</u>	<u>7,448</u>	<u>5,621</u>	<u>1,201</u>	<u>484</u>	<u>376</u>	<u>7</u>	<u>1,584</u>
TOWNS		<u>31,124</u>	<u>13,089</u>	<u>11,048</u>	<u>2,428</u>	<u>972</u>	<u>667</u>	<u>10</u>	<u>2,910</u>
GRAND TOTAL:		<u><u>52,092</u></u>	<u><u>26,395</u></u>	<u><u>14,096</u></u>	<u><u>3,146</u></u>	<u><u>2,162</u></u>	<u><u>1,158</u></u>	<u><u>25</u></u>	<u><u>5,110</u></u>

MEMBER OF ASSEMBLY
139TH DISTRICT
DETAIL

LEGISLATIVE DISTRICT OR TOWN	ELECTION DISTRICT	TOTAL VOTES	STEPHEN	STEPHEN	STEPHEN	MARK	SCATTER	BLANK AND VOID
			M. HAWLEY REP	M. HAWLEY CON	M. HAWLEY IND	E. GLOGOWSKI LBT		
Clarkson	1	570	332	63	43	22	1	109
	2	58	39	5	3	2	0	9
	3	480	258	51	39	24	0	108
	4	638	359	75	33	31	0	140
	5	804	400	114	48	40	1	201
	6	368	188	48	26	26	0	80
Clarkson		2,918	1,576	356	192	145	2	647
Hamlin	1	388	200	47	34	32	0	75
	2	457	281	53	30	31	0	62
	3	429	223	56	38	26	0	86
	4	298	169	47	25	21	1	35
	5	379	216	63	22	22	0	56
	6	305	153	39	23	19	0	71
	7	542	292	54	33	51	1	111
	8	293	164	32	23	25	3	46
	9	249	149	33	16	16	1	34
	10	474	290	53	29	28	0	74
Hamlin		3,814	2,137	477	273	271	6	650
Riga	1	717	382	69	41	43	0	182
	2	530	304	57	26	30	0	113
	3	369	190	46	23	18	0	92
	4	439	233	49	27	24	1	105
	5	444	268	46	21	24	0	85
	6	445	247	63	20	25	0	90
Riga		2,944	1,624	330	158	164	1	667
Sweden	1	460	221	46	24	37	0	132
	2	307	91	26	29	44	3	114
	3	550	235	46	45	60	0	164
	4	570	279	54	44	40	0	153
	5	145	54	6	4	15	2	64
	6	393	172	52	29	47	0	93
	7	458	219	44	24	42	0	129
	8	384	195	41	29	28	0	91
	9	381	184	34	26	33	0	104
	10	568	301	70	23	49	3	122
	11	179	57	20	18	25	2	57
	12	405	212	51	22	22	1	97
Sweden		4,800	2,220	490	317	442	11	1,320
GRAND TOTAL:		14,476	7,557	1,653	940	1,022	20	3,284

COUNTY CLERK
SUMMARY

LEGISLATIVE DISTRICT OR TOWN	TOTAL VOTES	SUSAN M. VANDERVOORT		CHERYL DINOLFO	CHERYL DINOLFO	CHERYL DINOLFO	SCATTER	BLANK AND VOID
		DEM	REP	CON	IND			
Leg. Dist. 07	857	317	362	55	38	0	85	
Leg. Dist. 16	10	4	6	0	0	0	0	
Leg. Dist. 21	9,087	5,660	1,873	318	258	4	974	
Leg. Dist. 22	7,198	5,255	568	108	107	0	1,160	
Leg. Dist. 23	9,701	5,212	2,781	400	409	12	887	
Leg. Dist. 24	5,875	3,505	1,413	186	228	6	537	
Leg. Dist. 25	8,251	5,850	793	124	182	5	1,297	
Leg. Dist. 26	5,828	2,597	1,965	376	283	1	606	
Leg. Dist. 27	10,610	7,543	1,303	237	221	5	1,301	
Leg. Dist. 28	6,294	3,930	1,135	261	201	1	766	
Leg. Dist. 29	7,929	5,141	1,305	262	197	0	1,024	
CITY	71,640	45,014	13,504	2,327	2,124	34	8,637	
Brighton	18,029	8,455	6,687	716	772	5	1,394	
Chili	14,403	4,754	7,037	1,258	506	5	843	
Clarkson	2,918	718	1,532	332	142	1	193	
East Rochester	2,691	879	1,278	171	118	2	243	
Gates	12,804	4,357	5,872	995	547	2	1,031	
Greece	45,240	11,804	23,416	4,351	2,211	18	3,440	
Hamlin	3,814	824	2,125	440	172	2	251	
Henrietta	16,721	6,072	7,447	1,248	705	4	1,245	
Irondequoit	26,286	8,917	12,406	1,737	1,270	14	1,942	
Mendon	5,207	1,385	2,833	461	206	3	319	
Ogden	9,772	2,271	5,450	1,043	398	2	608	
Parma	7,648	1,474	4,340	881	354	2	597	
Penfield	20,270	5,862	10,789	1,558	853	8	1,200	
Perinton	26,865	7,634	14,780	1,818	990	12	1,631	
Pittsford	16,219	5,288	8,661	820	576	8	866	
Riga	2,944	624	1,682	337	106	1	194	
Rush	2,077	574	1,110	196	68	0	129	
Sweden	4,800	1,558	2,208	438	211	8	377	
Webster	22,633	5,971	12,171	1,923	1,033	6	1,529	
Wheatland	2,456	700	1,261	230	105	1	159	
TOWNS	263,797	80,121	133,085	20,953	11,343	104	18,191	
GRAND TOTAL:	335,437	125,135	146,589	23,280	13,467	138	26,828	

COUNTY CLERK
DETAIL

LEGISLATIVE DISTRICT OR TOWN	ELECTION DISTRICT	TOTAL VOTES	SUSAN M. VANDERVOORT	CHERYL DINOLFO	CHERYL DINOLFO	CHERYL DINOLFO	SCATTER	BLANK AND VOID
			DEM	REP	CON	IND		
Leg. Dist. 07								
	1	507	161	247	36	27	0	36
	2	350	156	115	19	11	0	49
Leg. Dist. 07		857	317	362	55	38	0	85
Leg. Dist. 16								
	1	10	4	6	0	0	0	0
Leg. Dist. 16		10	4	6	0	0	0	0
Leg. Dist. 21								
	1	359	197	97	18	19	0	28
	2	311	171	84	20	15	0	21
	3	217	133	41	12	6	0	25
	4	215	132	48	5	5	1	24
	5	199	111	47	7	16	1	17
	6	358	215	74	10	9	0	50
	7	542	309	155	18	11	0	49
	8	161	120	29	5	3	0	4
	9	363	197	116	11	10	1	28
	10	442	225	152	18	14	1	32
	11	425	294	52	12	10	0	57
	12	737	392	192	34	27	0	92
	13	250	173	35	11	7	0	24
	14	147	87	38	8	4	0	10
	15	443	261	87	18	18	0	59
	16	222	141	49	8	5	0	19
	17	390	263	58	16	8	0	45
	18	408	288	43	8	9	0	60
	19	234	169	31	4	6	0	24
	20	200	106	60	8	7	0	19
	21	324	228	40	6	2	0	48
	22	477	344	48	10	5	0	70
	23	401	279	56	14	9	0	43
	24	472	240	160	19	16	0	37
	25	381	302	31	7	11	0	30
	26	120	77	22	5	2	0	14
	27	289	206	28	6	4	0	45
Leg. Dist. 21		9,087	5,660	1,873	318	258	4	974
Leg. Dist. 22								
	1	487	339	54	3	7	0	84
	2	208	158	6	1	4	0	39
	3	307	201	31	4	4	0	67
	4	171	115	10	5	1	0	40
	5	254	189	17	1	4	0	43
	6	243	176	14	1	4	0	48
	7	195	141	9	2	0	0	43
	8	308	215	33	11	1	0	48
	9	251	209	11	3	1	0	27

COUNTY CLERK
DETAIL

LEGISLATIVE DISTRICT OR TOWN	ELECTION DISTRICT	TOTAL VOTES	SUSAN M. VANDERVOORT	CHERYL DINOLFO	CHERYL DINOLFO	CHERYL DINOLFO	SCATTER	BLANK AND VOID
			DEM	REP	CON	IND		
Leg. Dist. 22								
	10	283	249	7	3	0	0	24
	11	304	227	21	4	7	0	45
	12	236	169	12	2	2	0	51
	13	143	99	3	3	2	0	36
	14	302	201	28	3	11	0	59
	15	430	327	22	3	5	0	73
	16	164	121	16	4	3	0	20
	17	147	121	11	2	1	0	12
	18	195	147	7	2	6	0	33
	19	237	164	19	7	0	0	47
	20	343	283	19	4	2	0	35
	21	228	159	10	6	8	0	45
	22	382	294	25	2	3	0	58
	23	256	202	9	1	1	0	43
	24	143	107	11	3	1	0	21
	25	433	242	92	17	17	0	65
	26/25-19	202	133	40	6	7	0	16
	27	346	267	31	5	5	0	38
Leg. Dist. 22		7,198	5,255	568	108	107	0	1,160
Leg. Dist. 23								
	1	183	96	60	6	7	0	14
	2	325	196	69	7	15	1	37
	3	237	138	62	8	7	1	21
	4	516	289	149	22	20	0	36
	5	215	122	44	6	9	3	31
	6	236	132	67	11	10	0	16
	7	375	221	97	9	13	0	35
	8	349	204	85	10	10	0	40
	9	245	130	78	8	9	0	20
	10	308	161	91	9	13	1	33
	11	352	188	104	11	14	0	35
	12	425	220	143	16	17	0	29
	13	336	154	121	17	13	1	30
	14	366	215	89	15	16	1	30
	15	230	140	46	10	9	0	25
	16	168	85	58	7	5	0	13
	17	488	263	121	26	22	1	55
	18	677	319	231	40	32	0	55
	19	357	173	125	13	14	0	32
	20	361	197	84	16	26	0	38
	21	311	166	94	12	18	1	20
	22	299	143	111	14	9	1	21
	23	216	130	44	10	8	0	24
	24	355	177	110	12	17	0	39
	25	484	236	160	29	27	0	32
	26	537	271	175	22	23	0	46

COUNTY CLERK
DETAIL

LEGISLATIVE DISTRICT OR TOWN	ELECTION DISTRICT	TOTAL VOTES	SUSAN M. VANDERVOORT	CHERYL DINOLFO	CHERYL DINOLFO	CHERYL DINOLFO	SCATTER	BLANK AND VOID
			DEM	REP	CON	IND		
Leg. Dist. 23								
	27	265	133	89	18	10	0	15
	28/24-20/25-28	427	284	61	12	11	1	58
	29	58	29	13	4	5	0	7
Leg. Dist. 23		9,701	5,212	2,781	400	409	12	887
Leg. Dist. 24								
	1	410	244	88	17	22	1	38
	2/22	309	200	66	6	11	0	26
	3/23	320	214	71	6	9	0	20
	4	469	280	102	18	20	0	49
	5/24	360	174	121	19	14	0	32
	6	278	157	77	6	10	0	28
	7	222	112	79	11	2	0	18
	8	341	172	111	16	12	0	30
	9	239	115	83	14	8	0	19
	10	404	262	76	11	22	0	33
	11	232	155	44	6	4	0	23
	12	93	73	5	1	1	0	13
	13	385	263	66	11	19	0	26
	14/21	482	298	106	11	21	2	44
	15	391	231	91	6	21	1	41
	16	332	201	83	11	7	2	28
	17	134	62	47	2	2	0	21
	18	400	240	88	14	21	0	37
	19	74	52	9	0	2	0	11
Leg. Dist. 24		5,875	3,505	1,413	186	228	6	537
Leg. Dist. 25								
	1	452	279	92	10	12	2	57
	2	399	298	18	6	4	1	72
	3	482	374	37	5	6	1	59
	4/14	302	207	39	9	10	0	37
	5	370	298	20	2	4	0	46
	6/24	376	219	78	9	16	0	54
	7	358	274	19	2	7	0	56
	8	459	355	11	3	6	0	84
	9	229	169	3	5	0	0	52
	10	382	292	42	4	5	0	39
	11	238	197	12	1	3	0	25
	12	271	167	44	9	16	0	35
	13	521	396	15	4	9	0	97
	15	336	259	13	3	3	0	58
	16	373	258	38	5	6	0	66
	17	324	231	10	2	5	0	76
	18	418	303	27	5	7	0	76
	20/25	551	303	98	11	19	0	120
	21/28-12	466	341	47	4	11	1	62
	22	269	185	37	8	7	0	32

COUNTY CLERK
DETAIL

LEGISLATIVE DISTRICT OR TOWN	ELECTION DISTRICT	TOTAL VOTES	SUSAN M. VANDERVOORT	CHERYL DINOLFO	CHERYL DINOLFO	CHERYL DINOLFO	SCATTER	BLANK AND VOID
			DEM	REP	CON	IND		
Leg. Dist. 25								
	23	206	135	20	5	8	0	38
	26/27	178	105	32	8	8	0	25
	29/30	291	205	41	4	10	0	31
Leg. Dist. 25		8,251	5,850	793	124	182	5	1,297
Leg. Dist. 26								
	1	572	206	234	47	31	0	54
	2	255	91	98	24	17	0	25
	3	163	67	55	14	9	0	18
	4	277	92	121	21	10	0	33
	5	274	125	83	20	12	0	34
	6	277	166	52	14	7	0	38
	7	380	198	104	22	13	0	43
	8	404	244	82	10	10	0	58
	9	398	216	95	22	28	0	37
	10	431	253	95	21	21	0	41
	11	333	124	130	26	19	0	34
	12	323	91	155	18	22	0	37
	13	364	131	155	26	26	0	26
	14	373	137	158	25	24	0	29
	15	348	199	84	24	7	0	34
	16	359	129	151	25	17	0	37
	17	297	128	113	17	10	1	28
Leg. Dist. 26		5,828	2,597	1,965	376	283	1	606
Leg. Dist. 27								
	1	462	316	58	20	10	0	58
	2	497	340	69	19	11	1	57
	3	350	233	65	13	8	0	31
	4	503	369	60	12	12	1	49
	5	467	356	43	8	12	0	48
	6	493	379	37	5	6	0	66
	7	451	284	83	9	17	0	58
	8	764	585	53	6	13	1	106
	9	482	371	38	6	10	0	57
	10	403	261	78	11	8	0	45
	11	514	351	84	8	4	0	67
	12	394	272	49	13	11	0	49
	13	455	355	32	9	5	0	54
	14	364	254	36	9	5	0	60
	15	398	287	36	3	7	2	63
	16	463	342	37	7	11	0	66
	17	513	402	52	4	5	0	50
	18	465	285	104	19	18	0	39
	19	496	377	42	12	2	0	63
	20	336	260	20	5	7	0	44
	21	239	178	33	6	1	0	21
	22	364	216	62	12	14	0	60

COUNTY CLERK
DETAIL

LEGISLATIVE DISTRICT OR TOWN	ELECTION DISTRICT	TOTAL VOTES	SUSAN M. VANDERVOORT	CHERYL DINOLFO	CHERYL DINOLFO	CHERYL DINOLFO	SCATTER	BLANK AND VOID
			DEM	REP	CON	IND		
Leg. Dist. 27								
	23	286	228	17	1	3	0	37
	25	211	106	54	8	11	0	32
	26	240	136	61	12	10	0	21
Leg. Dist. 27		10,610	7,543	1,303	237	221	5	1,301
Leg. Dist. 28								
	1	382	256	53	21	14	0	38
	2	248	149	47	11	9	1	31
	3	231	163	26	6	4	0	32
	4	245	145	37	12	5	0	46
	5	219	105	69	10	10	0	25
	6	466	281	103	19	16	0	47
	7	595	360	126	23	21	0	65
	8	343	234	48	12	6	0	43
	9	374	206	89	14	19	0	46
	10	154	103	23	7	2	0	19
	11	298	199	37	13	8	0	41
	13	368	230	54	16	10	0	58
	14	355	227	59	17	7	0	45
	15	188	130	23	8	2	0	25
	16	294	172	59	9	13	0	41
	17	54	36	11	3	1	0	3
	18	319	211	46	13	14	0	35
	19	3	1	1	0	0	0	1
	20	488	268	112	25	23	0	60
	21	471	313	89	14	15	0	40
	22	199	141	23	8	2	0	25
Leg. Dist. 28		6,294	3,930	1,135	261	201	1	766
Leg. Dist. 29								
	1	70	48	9	2	1	0	10
	2	165	117	7	2	1	0	38
	3	12	9	3	0	0	0	0
	4	386	222	84	17	8	0	55
	5	390	261	79	17	8	0	25
	6	282	182	57	9	5	0	29
	7	251	136	63	17	15	0	20
	8	98	62	16	3	2	0	15
	9	568	326	128	21	19	0	74
	10	560	420	68	15	9	0	48
	11	345	203	87	10	8	0	37
	12	454	322	54	18	7	0	53
	13	346	262	28	4	3	0	49
	14	130	85	21	3	3	0	18
	15	380	245	27	8	11	0	89
	16	183	114	8	4	6	0	51
	17/27	233	131	60	15	12	0	15
	18	307	142	109	14	13	0	29

COUNTY CLERK
DETAIL

LEGISLATIVE DISTRICT OR TOWN	ELECTION DISTRICT	TOTAL VOTES	SUSAN M. VANDERVOORT	CHERYL DINOLFO	CHERYL DINOLFO	CHERYL DINOLFO	SCATTER	BLANK AND VOID
			DEM	REP	CON	IND		
Leg. Dist. 29	19	244	164	37	3	5	0	35
	20	549	400	49	11	12	0	77
	21	390	228	93	19	11	0	39
	22	185	128	19	1	3	0	34
	23	282	208	24	6	9	0	35
	24	497	331	75	24	8	0	59
	25/28	403	232	84	10	14	0	63
	26	219	163	16	9	4	0	27
Leg. Dist. 29		7,929	5,141	1,305	262	197	0	1,024
CITY		71,640	45,014	13,504	2,327	2,124	34	8,637
Brighton	1	510	261	167	18	23	0	41
	2	336	151	124	19	15	0	27
	3	373	137	166	13	15	0	42
	4	419	217	135	8	17	1	41
	5	453	228	152	13	19	0	41
	6	565	245	236	26	22	0	36
	7	361	162	138	14	10	0	37
	8	444	157	235	18	16	0	18
	9	368	199	112	16	17	0	24
	10	471	238	168	14	20	0	31
	11	493	220	192	21	28	0	32
	12	527	265	175	16	28	0	43
	13	305	139	108	16	26	0	16
	14	321	182	86	11	7	1	34
	15	343	143	139	17	14	0	30
	16	290	70	180	14	7	0	19
	17	168	107	39	1	4	0	17
	18	411	230	126	11	19	0	25
	19	290	142	104	19	7	0	18
	20	343	159	113	19	19	0	33
	21	356	180	116	15	16	0	29
	22	447	185	186	22	16	0	38
	23	344	167	134	8	16	1	18
	24	477	184	212	24	22	0	35
	25	328	168	100	10	19	0	31
	26	347	143	126	16	21	0	41
	27	336	164	107	14	18	0	33
	28	527	267	183	17	22	0	38
	29	317	115	152	15	14	0	21
	30	745	346	292	23	24	0	60
	31	364	185	130	5	16	0	28
	32	472	227	169	16	26	0	34
	33	463	223	183	18	16	0	23
	34	406	180	169	23	13	0	21

COUNTY CLERK
DETAIL

LEGISLATIVE DISTRICT OR TOWN	ELECTION DISTRICT	TOTAL VOTES	SUSAN M. VANDERVOORT	CHERYL DINOLFO	CHERYL DINOLFO	CHERYL DINOLFO	SCATTER	BLANK AND VOID
			DEM	REP	CON	IND		
Brighton								
	35	366	195	119	16	16	1	19
	36	292	140	73	12	13	1	53
	37	444	231	139	18	19	0	37
	38	452	220	163	18	19	0	32
	39	354	144	151	20	18	0	21
	40	637	315	231	20	28	0	43
	41	463	233	160	18	16	0	36
	42	140	60	53	11	7	0	9
	43	418	197	162	25	10	0	24
	44	177	95	57	5	5	0	15
	45	319	132	126	16	18	0	27
	46	247	107	99	7	11	0	23
Brighton		18,029	8,455	6,687	716	772	5	1,394
Chili								
	1	321	125	140	26	13	0	17
	2	486	116	270	49	21	0	30
	3	487	161	227	41	22	0	36
	4	340	107	172	36	12	1	12
	5	411	123	228	30	14	0	16
	6	403	137	195	30	16	0	25
	7	244	87	104	22	8	0	23
	8	446	109	247	46	17	0	27
	9	417	156	187	40	16	0	18
	10	310	67	174	41	11	1	16
	11	419	150	191	30	17	0	31
	12	424	126	226	33	14	0	25
	13	627	187	331	55	24	0	30
	14	440	102	249	42	25	0	22
	15	380	108	193	43	14	1	21
	16	801	250	420	76	18	0	37
	17	940	247	508	98	31	0	56
	18	452	117	248	39	9	0	39
	19	405	139	211	24	11	0	20
	20	627	238	298	38	25	0	28
	21	299	102	149	22	7	0	19
	22	436	229	138	24	15	1	29
	23	356	99	195	35	10	0	17
	24	866	328	378	63	35	0	62
	25	357	188	106	20	14	0	29
	26	533	137	284	60	21	1	30
	27	405	154	176	45	11	0	19
	28	342	148	138	27	8	0	21
	29	291	106	134	23	12	0	16
	30	286	106	111	29	14	0	26
	31	426	175	194	24	14	0	19

COUNTY CLERK
DETAIL

LEGISLATIVE DISTRICT OR TOWN	ELECTION DISTRICT	TOTAL VOTES	SUSAN M. VANDERVOORT	CHERYL DINOLFO	CHERYL DINOLFO	CHERYL DINOLFO	SCATTER	BLANK AND VOID
			DEM	REP	CON	IND		
Chili								
	32	426	130	215	47	7	0	27
Chili		14,403	4,754	7,037	1,258	506	5	843
Clarkson								
	1	570	147	308	60	31	1	23
	2	58	13	31	5	2	0	7
	3	480	139	243	49	22	0	27
	4	638	133	368	69	25	0	43
	5	804	187	398	107	38	0	74
	6	368	99	184	42	24	0	19
Clarkson		2,918	718	1,532	332	142	1	193
East Rochester								
	1	500	179	226	31	18	0	46
	2	393	107	198	29	18	0	41
	3	383	107	181	32	17	0	46
	4	368	136	169	10	19	1	33
	5	292	93	148	18	17	0	16
	6	381	130	178	26	13	0	34
	7	374	127	178	25	16	1	27
East Rochester		2,691	879	1,278	171	118	2	243
Gates								
	1	275	107	118	24	8	0	18
	2	351	110	156	22	19	0	44
	3	361	146	135	32	19	0	29
	4	387	126	173	37	15	0	36
	5	419	116	232	37	15	0	19
	6	425	175	171	30	18	0	31
	7	758	219	388	52	42	0	57
	8	282	89	141	17	20	0	15
	9	431	160	190	19	19	0	43
	10	244	102	103	13	7	0	19
	11	271	110	109	18	12	0	22
	12	246	103	92	24	5	0	22
	13	402	132	191	32	12	0	35
	14	312	98	150	25	13	0	26
	15	593	202	269	46	16	0	60
	16	309	121	139	17	9	0	23
	17	418	171	153	32	21	0	41
	18	463	130	233	44	22	0	34
	19	360	89	196	33	13	0	29
	20	364	137	150	25	19	0	33
	21	351	112	169	25	14	0	31
	22	321	99	148	33	17	0	24
	23	346	104	150	45	21	0	26
	24	445	135	224	34	14	0	38
	25	335	129	149	23	9	0	25

COUNTY CLERK
DETAIL

LEGISLATIVE DISTRICT OR TOWN	ELECTION DISTRICT	TOTAL VOTES	SUSAN M. VANDERVOORT	CHERYL DINOLFO	CHERYL DINOLFO	CHERYL DINOLFO	SCATTER	BLANK AND VOID
			DEM	REP	CON	IND		
<u>Gates</u>								
	26	443	123	236	42	18	1	23
	27	476	175	205	28	26	1	41
	28	291	92	155	10	14	0	20
	29	367	137	146	38	17	0	29
	30	253	94	107	27	9	0	16
	31	293	91	142	19	11	0	30
	32	417	147	195	34	18	0	23
	33	188	89	68	11	6	0	14
	34	340	109	152	27	18	0	34
	35	267	78	137	20	11	0	21
<u>Gates</u>		12,804	4,357	5,872	995	547	2	1,031
<u>Greece</u>								
	1	354	89	177	39	17	0	32
	2	417	88	240	50	17	0	22
	3	370	91	201	37	13	0	28
	4	311	80	165	26	17	1	22
	5	305	80	148	25	12	0	40
	6	314	97	145	33	15	0	24
	7	419	119	187	35	27	0	51
	8	389	119	166	38	25	0	41
	9	367	101	166	46	25	0	29
	10	332	117	134	36	19	0	26
	11	190	74	66	11	19	0	20
	12	248	94	98	24	12	0	20
	13	325	88	167	36	10	0	24
	14	316	108	145	31	18	0	14
	15	350	74	199	31	21	0	25
	16	281	66	150	23	24	0	18
	17	492	108	275	57	24	0	28
	18	440	109	242	38	27	0	24
	19	353	117	154	35	24	0	23
	20	361	111	150	43	26	1	30
	21	353	99	161	37	22	2	32
	22	308	86	156	27	13	0	26
	23	539	158	271	44	26	0	40
	24	532	85	324	53	33	0	37
	25	412	143	168	31	24	0	46
	26	302	94	137	32	17	0	22
	27	592	200	257	63	23	0	49
	28	512	97	288	53	43	0	31
	29	398	113	197	43	18	0	27
	30	269	73	129	26	19	1	21
	31	289	88	133	23	15	0	30
	32	406	138	164	43	23	0	38
	33	503	110	280	63	14	0	36
	34	388	94	204	42	20	0	28

COUNTY CLERK
DETAIL

LEGISLATIVE DISTRICT OR TOWN	ELECTION DISTRICT	TOTAL VOTES	SUSAN M. VANDERVOORT	CHERYL DINOLFO	CHERYL DINOLFO	CHERYL DINOLFO	SCATTER	BLANK AND VOID
			DEM	REP	CON	IND		
Greece	35	403	86	228	44	13	0	32
	36	510	150	256	49	21	0	34
	37	280	54	156	42	10	0	18
	38	518	155	266	34	18	0	45
	39	291	77	143	36	12	1	22
	40	349	119	162	21	15	0	32
	41	433	117	222	39	21	1	33
	42	382	140	152	42	21	0	27
	43	396	70	230	53	18	0	25
	44	558	120	338	45	23	0	32
	45	609	124	372	56	22	0	35
	46	294	107	111	28	17	0	31
	47	405	99	201	52	22	0	31
	48	291	70	164	23	15	0	19
	49	291	63	165	22	20	0	21
	50	378	104	182	47	17	1	27
	51	274	60	155	23	15	0	21
	52	514	130	271	57	23	1	32
	53	475	228	156	30	19	0	42
	54	458	97	241	40	30	1	49
	55	327	74	181	36	9	0	27
	56	488	127	264	46	19	0	32
	57	387	97	203	36	17	0	34
	58	524	136	260	46	23	0	59
	59	394	220	94	26	13	0	41
	60	342	103	162	31	27	0	19
	61	429	146	185	41	27	0	30
	62	506	156	252	36	19	0	43
	63	448	138	218	51	19	1	21
	64	338	80	205	21	10	0	22
	65	361	92	204	16	10	0	39
	66	221	50	122	24	14	0	11
	67	346	72	184	40	22	0	28
	68	495	100	271	62	25	0	37
	69	279	68	156	24	16	0	15
	70	911	193	561	86	31	0	40
	71	476	100	268	40	20	0	48
	72	497	108	281	58	23	0	27
	73	266	89	111	31	13	0	22
	74	395	164	156	25	19	1	30
	75	325	92	161	34	14	0	24
	76	297	67	185	26	9	0	10
	77	462	125	242	45	14	0	36
	78	294	74	178	13	18	0	11
	79	670	148	372	74	28	1	47
	80	510	105	302	43	17	0	43

COUNTY CLERK
DETAIL

LEGISLATIVE DISTRICT OR TOWN	ELECTION DISTRICT	TOTAL VOTES	SUSAN M. VANDERVOORT	CHERYL DINOLFO	CHERYL DINOLFO	CHERYL DINOLFO	SCATTER	BLANK AND VOID
			DEM	REP	CON	IND		
Greece								
	81	264	61	164	15	11	0	13
	82	404	164	156	20	16	0	48
	83	286	99	125	21	14	1	26
	84	464	126	216	50	33	0	39
	85	508	114	281	58	25	0	30
	86	562	118	335	52	24	0	33
	87	373	71	211	38	25	0	28
	88	388	101	201	42	23	0	21
	89	350	84	185	29	13	0	39
	90	497	80	293	61	18	2	43
	91	738	145	436	75	31	0	51
	92	597	167	307	49	29	0	45
	93	579	188	258	52	23	0	58
	94	410	100	213	40	27	1	29
	95	310	98	147	24	16	0	25
	96	525	126	271	58	31	0	39
	97	676	117	407	64	26	0	62
	98	625	175	317	55	30	0	48
	99	470	84	291	46	20	0	29
	100	617	131	346	69	25	1	45
	101	310	72	169	33	13	0	23
	102	654	164	339	56	41	0	54
	103	490	98	265	69	21	0	37
	104	480	108	261	50	26	0	35
	105	309	56	197	17	18	0	21
	106	383	90	213	38	17	0	25
	107	299	60	172	28	20	0	19
	108	273	62	157	21	13	0	20
	109	565	143	290	53	32	0	47
Greece		45,240	11,804	23,416	4,351	2,211	18	3,440
Hamlin								
	1	388	117	188	43	16	0	24
	2	457	81	290	49	15	0	22
	3	429	85	234	53	19	0	38
	4	298	65	154	43	20	1	15
	5	379	80	202	54	16	0	27
	6	305	78	161	34	11	1	20
	7	542	113	310	51	30	0	38
	8	293	76	150	30	16	0	21
	9	249	44	146	34	9	0	16
	10	474	85	290	49	20	0	30
Hamlin		3,814	824	2,125	440	172	2	251
Henrietta								
	1	540	157	277	45	24	0	37
	2	401	113	197	30	28	0	33
	3	289	146	87	12	13	0	31

COUNTY CLERK
DETAIL

LEGISLATIVE DISTRICT OR TOWN	ELECTION DISTRICT	TOTAL VOTES	SUSAN M. VANDERVOORT	CHERYL DINOLFO	CHERYL DINOLFO	CHERYL DINOLFO	SCATTER	BLANK AND VOID
			DEM	REP	CON	IND		
Henrietta								
	4	478	223	178	25	18	0	34
	5	421	139	199	38	17	0	28
	6	389	122	179	37	17	0	34
	7	362	131	165	28	17	0	21
	8	413	132	189	32	26	0	34
	9	384	154	153	30	12	0	35
	10	430	162	185	37	19	0	27
	11	384	187	137	25	9	0	26
	12	372	99	193	26	19	0	35
	13	605	228	260	40	16	0	61
	14	371	138	160	27	17	0	29
	15	484	181	200	41	24	0	38
	16	332	116	139	28	21	0	28
	17	468	175	207	37	20	0	29
	18	471	179	199	37	19	0	37
	19	395	149	184	29	11	0	22
	20	579	181	275	49	19	0	55
	21	318	120	148	25	14	0	11
	22	609	212	301	35	20	0	41
	23	371	143	150	30	21	0	27
	24	458	193	178	33	19	1	34
	25	387	114	192	36	17	1	27
	26	787	234	399	64	32	0	58
	27	656	193	328	50	29	0	56
	28	499	144	241	46	30	0	38
	29	1,094	450	442	69	40	1	92
	30	958	409	379	79	35	0	56
	31	289	133	101	21	13	1	20
	32	523	177	275	36	12	0	23
	33	338	141	148	15	15	0	19
	34	284	126	112	17	16	0	13
	35	582	171	290	39	26	0	56
Henrietta		16,721	6,072	7,447	1,248	705	4	1,245
Irondequoit								
	1	602	231	262	39	17	0	53
	2	299	97	148	23	13	0	18
	3	511	199	196	29	35	0	52
	4	365	108	189	31	18	0	19
	5	391	155	154	24	19	3	36
	6	591	194	296	30	35	0	36
	7	534	142	285	44	33	0	30
	8	391	95	221	34	24	0	17
	9	405	109	208	31	16	0	41
	10	409	94	226	32	28	1	28
	11	255	89	123	13	11	0	19
	12	346	145	123	16	18	1	43

COUNTY CLERK
DETAIL

LEGISLATIVE DISTRICT OR TOWN	ELECTION DISTRICT	TOTAL VOTES	SUSAN M. VANDERVOORT	CHERYL DINOLFO	CHERYL DINOLFO	CHERYL DINOLFO	SCATTER	BLANK AND VOID
			DEM	REP	CON	IND		
Irondequoit	13	534	191	245	34	25	0	39
	14	473	154	216	39	20	0	44
	15	500	141	277	38	17	0	27
	16	692	210	343	53	46	0	40
	17	257	69	135	21	13	0	19
	18	426	149	205	29	12	0	31
	19	492	239	156	21	21	0	55
	20	352	91	196	26	24	0	15
	21	396	124	196	30	18	1	27
	22	444	144	209	36	26	0	29
	23	382	155	166	21	11	0	29
	24	365	106	192	29	19	0	19
	25	419	152	184	33	26	1	23
	26	339	148	129	16	13	0	33
	27	248	61	133	20	17	0	17
	28	381	101	195	31	21	0	33
	29	345	123	140	17	25	0	40
	30	366	122	181	18	26	0	19
	31	517	192	244	35	22	0	24
	32	398	133	204	22	16	1	22
	33	306	105	135	20	23	0	23
	34	588	157	323	31	25	0	52
	35	296	117	126	18	14	1	20
	36	325	182	82	11	9	0	41
	37	324	98	172	12	14	0	28
	38	291	130	107	12	6	0	36
	39	132	30	76	8	2	0	16
	40	258	76	125	17	17	0	23
	41	404	163	174	19	16	0	32
	42	422	113	231	28	22	0	28
	43	347	132	147	25	17	0	26
	44	689	193	378	35	36	0	47
	45	316	107	154	20	17	0	18
	46	394	96	209	31	20	0	38
	47	152	48	82	7	6	0	9
	48	358	98	189	30	21	0	20
	49	352	105	176	20	33	2	16
	50	311	148	114	14	8	0	27
	51	486	151	239	45	25	0	26
	52	482	201	187	24	30	0	40
	53	347	130	160	22	13	0	22
	54	122	53	47	5	7	0	10
	55	434	139	205	33	27	0	30
	56	337	117	173	24	6	0	17
	57	544	178	275	45	22	0	24
	58	444	156	197	32	22	1	36

COUNTY CLERK
DETAIL

LEGISLATIVE DISTRICT OR TOWN	ELECTION DISTRICT	TOTAL VOTES	SUSAN M. VANDERVOORT	CHERYL DINOLFO	CHERYL DINOLFO	CHERYL DINOLFO	SCATTER	BLANK AND VOID
			DEM	REP	CON	IND		
Irondequoit								
	59	365	114	178	31	24	0	18
	60	426	127	202	38	25	0	34
	61	490	157	239	32	23	1	38
	62	422	110	228	30	21	0	33
	63	303	95	162	24	8	0	14
	64	217	128	48	7	5	0	29
	65	269	119	114	12	6	1	17
	66	236	158	54	6	1	0	17
	67	308	92	154	27	7	0	28
	68	364	131	167	27	7	0	32
Irondequoit		26,286	8,917	12,406	1,737	1,270	14	1,942
Mendon								
	1	743	202	404	60	35	1	41
	2	590	195	273	53	25	0	44
	3	668	154	381	68	24	1	40
	4	515	162	251	34	27	1	40
	5	639	156	365	59	25	0	34
	6	605	163	329	54	25	0	34
	7	662	142	402	55	21	0	42
	8	268	83	133	32	5	0	15
	9	517	128	295	46	19	0	29
Mendon		5,207	1,385	2,833	461	206	3	319
Ogden								
	1	430	107	239	40	18	0	26
	2	484	114	260	53	24	0	33
	3	654	140	386	68	30	0	30
	4	461	102	264	59	15	0	21
	5	441	98	241	52	25	0	25
	6	584	141	333	42	22	0	46
	7	294	74	155	34	11	0	20
	8	540	128	323	39	15	0	35
	9	444	111	229	49	17	0	38
	10	439	115	237	49	17	0	21
	11	433	101	227	64	23	0	18
	12	587	146	314	54	28	0	45
	13	447	113	226	43	29	0	36
	14	461	108	258	50	19	1	25
	15	600	127	327	74	31	0	41
	16	315	58	190	34	12	0	21
	17	425	100	238	42	12	0	33
	18	614	165	344	59	12	0	34
	19	574	119	335	66	19	1	34
	20	545	104	324	72	19	0	26
Ogden		9,772	2,271	5,450	1,043	398	2	608

COUNTY CLERK
DETAIL

LEGISLATIVE DISTRICT OR TOWN	ELECTION DISTRICT	TOTAL VOTES	SUSAN M. VANDERVOORT	CHERYL DINOLFO	CHERYL DINOLFO	CHERYL DINOLFO	SCATTER	BLANK AND VOID
			DEM	REP	CON	IND		
Parma								
	1	524	88	302	73	24	1	36
	2	622	114	361	69	32	1	45
	3	455	92	263	42	22	0	36
	4	474	78	275	69	11	0	41
	5	334	65	189	37	21	0	22
	6	219	33	140	27	6	0	13
	7	477	80	287	60	15	0	35
	8	620	113	369	68	24	0	46
	9	525	104	315	55	16	0	35
	10	494	77	283	77	22	0	35
	11	545	127	286	66	31	0	35
	12	553	157	266	47	34	0	49
	13	840	147	491	79	41	0	82
	14	427	94	223	50	20	0	40
	15	539	105	290	62	35	0	47
Parma		7,648	1,474	4,340	881	354	2	597
Penfield								
	1	215	75	94	25	9	0	12
	2	456	137	238	34	16	1	30
	3	352	78	193	41	17	0	23
	4	540	108	306	71	34	0	21
	5	458	157	216	40	18	0	27
	6	408	81	260	34	16	0	17
	7	454	126	240	48	25	0	15
	8	394	156	170	39	7	0	22
	9	554	211	259	34	23	1	26
	10	390	135	181	34	16	0	24
	11	310	95	169	23	10	0	13
	12	472	152	236	43	17	0	24
	13	532	159	264	49	20	0	40
	14	591	155	321	62	20	1	32
	15	685	186	375	42	35	0	47
	16	244	72	119	11	17	0	25
	17	477	135	258	35	26	0	23
	18	329	99	176	25	20	0	9
	19	659	190	369	33	27	1	39
	20	565	144	312	56	19	0	34
	21	549	197	246	55	20	1	30
	22	467	181	201	29	23	1	32
	23	651	179	360	39	33	1	39
	24	627	153	370	45	29	0	30
	25	395	97	223	38	15	0	22
	26	322	94	171	19	15	0	23
	27	496	155	270	32	22	1	16
	28	430	134	205	31	26	0	34
	29	625	221	295	40	28	0	41

COUNTY CLERK
DETAIL

LEGISLATIVE DISTRICT OR TOWN	ELECTION DISTRICT	TOTAL VOTES	SUSAN M. VANDERVOORT	CHERYL DINOLFO	CHERYL DINOLFO	CHERYL DINOLFO	SCATTER	BLANK AND VOID
			DEM	REP	CON	IND		
Penfield								
	30	826	222	456	68	23	0	57
	31	297	126	131	15	9	0	16
	32	330	125	153	14	18	0	20
	33	445	126	235	42	23	0	19
	34	467	115	274	37	14	0	27
	35	660	185	349	41	34	0	51
	36	481	141	269	26	18	0	27
	37	819	167	519	58	29	0	46
	38	333	91	189	24	8	0	21
	39	375	100	201	34	14	0	26
	40	653	184	355	28	20	0	66
	41	533	114	326	42	21	0	30
	42	404	104	235	22	19	0	24
Penfield		20,270	5,862	10,789	1,558	853	8	1,200
Perinton								
	1	684	186	380	51	25	1	41
	2	570	177	316	28	24	0	25
	3	407	114	233	23	9	0	28
	4	408	150	184	25	24	0	25
	5	275	100	123	15	13	0	24
	6	404	151	186	26	21	0	20
	7	529	155	274	35	29	0	36
	8	471	135	240	42	16	2	36
	9	632	145	381	47	30	0	29
	10	534	142	288	44	26	0	34
	11	347	105	169	28	13	0	32
	12	438	138	235	29	12	0	24
	13	399	72	286	16	12	0	13
	14	459	130	252	25	22	1	29
	15	479	145	254	29	15	0	36
	16	367	116	185	23	18	0	25
	17	476	177	223	33	12	0	31
	18	472	145	236	35	23	1	32
	19	449	112	257	29	20	0	31
	20	457	130	245	37	10	0	35
	21	550	181	290	33	18	1	27
	22	336	97	173	26	16	1	23
	23	661	186	378	38	26	0	33
	24	774	211	449	46	7	1	60
	25	369	123	187	18	11	0	30
	26	520	141	286	41	27	0	25
	27	362	102	202	27	9	0	22
	28	386	104	220	30	15	0	17
	29	284	97	143	17	13	0	14
	30	478	122	263	41	19	0	33
	31	552	139	325	33	25	0	30

COUNTY CLERK
DETAIL

LEGISLATIVE DISTRICT OR TOWN	ELECTION DISTRICT	TOTAL VOTES	SUSAN M. VANDERVOORT	CHERYL DINOLFO	CHERYL DINOLFO	CHERYL DINOLFO	SCATTER	BLANK AND VOID
			DEM	REP	CON	IND		
Perinton	32	442	140	218	27	18	0	39
	33	500	143	267	37	25	0	28
	34	567	126	342	39	22	0	38
	35	399	108	231	27	13	0	20
	36	337	128	152	23	10	0	24
	37	492	145	251	45	19	0	32
	38	581	186	297	34	25	0	39
	39	570	142	324	43	27	0	34
	40	355	89	204	25	14	0	23
	41	330	94	168	29	21	0	18
	42	503	174	251	25	16	0	37
	43	821	215	487	58	22	0	39
	44	413	113	240	23	12	1	24
	45	707	191	409	43	19	0	45
	46	290	92	143	33	9	1	12
	47	541	133	319	38	20	0	31
	48	381	105	215	22	18	0	21
	49	410	102	239	36	15	0	18
	50	226	137	47	8	7	1	26
	51	588	119	380	46	20	0	23
	52	499	147	271	27	11	1	42
	53	404	130	207	28	14	0	25
	54	833	175	537	56	24	0	41
	55	462	109	298	27	13	0	15
	56	685	163	420	49	16	0	37
Perinton		26,865	7,634	14,780	1,818	990	12	1,631
Pittsford	1	369	132	191	16	10	0	20
	2	409	168	185	24	19	0	13
	3	659	206	367	21	14	0	51
	4	553	180	309	24	16	0	24
	5	370	163	156	17	11	0	23
	6	344	155	141	9	13	0	26
	7	220	90	102	13	6	0	9
	8	463	101	299	22	18	0	23
	9	508	144	289	28	18	1	28
	10	614	181	340	31	26	0	36
	11	397	130	205	23	16	2	21
	12	457	140	260	20	20	1	16
	13	324	121	147	16	16	1	23
	14	583	169	339	34	19	1	21
	15	437	166	191	28	19	0	33
	16	373	134	186	22	13	0	18
	17	603	226	294	29	32	0	22
	18	435	153	214	22	11	0	35
	19	279	73	151	31	12	0	12

COUNTY CLERK
DETAIL

LEGISLATIVE DISTRICT OR TOWN	ELECTION DISTRICT	TOTAL VOTES	SUSAN M. VANDERVOORT	CHERYL DINOLFO	CHERYL DINOLFO	CHERYL DINOLFO	SCATTER	BLANK AND VOID
			DEM	REP	CON	IND		
Pittsford								
	20	488	181	232	25	13	0	37
	21	512	186	243	32	15	0	36
	22	548	199	285	29	19	1	15
	23	413	106	250	27	16	0	14
	24	569	153	335	30	17	0	34
	25	606	185	351	22	18	0	30
	26	476	143	253	32	23	0	25
	27	433	146	223	27	16	0	21
	28	426	147	223	16	13	0	27
	29	446	131	237	29	26	0	23
	30	420	139	225	23	12	0	21
	31	570	167	331	27	15	1	29
	32	491	157	279	13	17	0	25
	33	700	185	419	37	21	0	38
	34	724	231	409	21	26	0	37
Pittsford		16,219	5,288	8,661	820	576	8	866
Riga								
	1	717	178	397	66	24	0	52
	2	530	95	312	63	21	0	39
	3	369	82	203	39	15	0	30
	4	439	99	251	49	14	1	25
	5	444	82	263	52	19	0	28
	6	445	88	256	68	13	0	20
Riga		2,944	624	1,682	337	106	1	194
Rush								
	1	563	145	316	53	18	0	31
	2	397	97	223	34	13	0	30
	3	550	178	273	54	16	0	29
	4	567	154	298	55	21	0	39
Rush		2,077	574	1,110	196	68	0	129
Sweden								
	1	460	123	221	48	23	0	45
	2	307	155	88	21	8	1	34
	3	550	215	222	43	32	0	38
	4	570	175	277	49	26	2	41
	5	145	65	57	9	2	0	12
	6	393	132	171	41	16	0	33
	7	458	156	217	35	23	0	27
	8	384	106	197	37	21	0	23
	9	381	123	175	26	18	1	38
	10	568	130	309	72	23	1	33
	11	179	84	55	15	5	2	18
	12	405	94	219	42	14	1	35
Sweden		4,800	1,558	2,208	438	211	8	377

COUNTY CLERK
DETAIL

LEGISLATIVE DISTRICT OR TOWN	ELECTION DISTRICT	TOTAL VOTES	SUSAN M. VANDERVOORT	CHERYL DINOLFO	CHERYL DINOLFO	CHERYL DINOLFO	SCATTER	BLANK AND VOID
			DEM	REP	CON	IND		
Webster	1	474	134	259	37	23	1	20
	2	623	212	292	37	30	1	51
	3	541	152	286	48	25	1	29
	4	257	68	137	20	13	1	18
	5	498	115	281	38	31	0	33
	6	422	120	226	22	17	0	37
	7	552	172	280	40	25	0	35
	8	453	102	245	45	23	0	38
	9	462	115	251	47	22	0	27
	10	986	245	563	76	45	0	57
	11	514	111	302	45	21	0	35
	12	594	136	347	48	22	0	41
	13	424	120	225	39	17	0	23
	14	425	114	216	39	25	0	31
	15	386	90	210	37	18	0	31
	16	640	184	337	37	26	0	56
	17	480	98	285	45	21	1	30
	18	369	116	186	25	18	0	24
	19	738	149	450	55	38	0	46
	20	636	153	345	65	26	0	47
	21	585	135	337	47	31	0	35
	22	525	141	255	64	23	0	42
	23	430	117	239	30	23	0	21
	24	1,129	319	565	109	57	0	79
	25	484	186	217	33	23	0	25
	26	504	135	240	52	24	0	53
	27	411	98	235	39	10	0	29
	28	480	123	254	43	25	0	35
	29	346	113	167	26	14	0	26
	30	348	150	124	18	18	0	38
	31	624	166	332	59	14	0	53
	32	584	123	341	57	25	0	38
	33	533	133	286	47	33	0	34
	34	287	59	166	30	14	0	18
	35	337	88	180	43	16	0	10
	36	447	113	264	38	13	0	19
	37	798	213	443	57	39	0	46
	38	613	193	301	48	26	0	45
	39	470	134	253	33	20	0	30
	40	755	170	441	69	27	0	48
	41	623	140	360	49	33	0	41
	42	469	116	249	53	23	1	27
	43	377	100	199	34	16	0	28
Webster		22,633	5,971	12,171	1,923	1,033	6	1,529

COUNTY CLERK
DETAIL

LEGISLATIVE DISTRICT OR TOWN	ELECTION DISTRICT	TOTAL VOTES	SUSAN M. VANDERVOORT	CHERYL DINOLFO	CHERYL DINOLFO	CHERYL DINOLFO	SCATTER	BLANK AND VOID
			DEM	REP	CON	IND		
Wheatland								
	1	446	129	219	44	19	0	35
	2	451	116	241	44	14	0	36
	3	569	210	263	37	27	1	31
	4	470	129	242	45	23	0	31
	5	520	116	296	60	22	0	26
Wheatland		2,456	700	1,261	230	105	1	159
TOWNS		263,797	80,121	133,085	20,953	11,343	104	18,191
GRAND TOTAL:		335,437	125,135	146,589	23,280	13,467	138	26,828

COUNTY LEGISLATOR
16TH DISTRICT
3 YEAR TERM
DETAIL

LEGISLATIVE DISTRICT OR TOWN	ELECTION DISTRICT	TOTAL VOTES	STEPHANIE ALDERSLEY	JOE CARBONE	JOE CARBONE	JOE CARBONE	JOE CARBONE	SCATTER	BLANK AND VOID
			DEM	REP	CON	WOR	IND		
Leg. Dist. 16	1	10	6	4	0	0	0	0	0
Leg. Dist. 16		10	6	4	0	0	0	0	0
Irondequoit	1	602	312	173	30	13	11	2	61
	3	511	262	145	25	16	15	0	48
	4	365	165	140	26	6	10	0	18
	7	534	243	204	41	7	10	2	27
	8	391	174	162	28	3	11	0	13
	9	405	169	157	28	8	11	0	32
	10	409	187	158	24	7	6	1	26
	14	473	221	155	31	13	17	0	36
	15	500	231	201	36	2	8	0	22
	16	692	330	247	38	9	25	0	43
	18	426	205	148	16	8	10	0	39
	20	352	160	143	20	5	11	0	13
	22	444	206	148	32	17	14	0	27
	25	419	205	140	23	13	11	2	25
	27	248	110	99	12	1	8	0	18
	28	381	146	166	26	15	9	0	19
	30	366	172	144	15	12	8	0	15
	33	306	138	109	17	7	9	0	26
	34	588	218	279	28	4	16	0	43
	40	258	103	108	13	5	12	1	16
	42	422	184	175	24	6	10	0	23
	44	689	288	311	28	15	18	0	29
	46	394	161	160	23	11	7	0	32
	47	152	68	69	5	2	2	0	6
	49	352	150	148	18	14	10	2	10
	51	486	231	162	38	9	17	1	28
	53	347	180	115	13	9	7	0	23
	57	544	265	193	33	11	10	1	31
	59	365	166	124	22	11	12	1	29
	60	426	197	138	32	7	14	0	38
	62	422	174	177	27	9	14	0	21
	63	303	145	111	21	4	5	0	17
	68	364	168	130	17	12	6	1	30
Irondequoit		13,936	6,334	5,239	810	291	364	14	884
GRAND TOTAL:		13,946	6,340	5,243	810	291	364	14	884

CITY COURT JUDGE
SUMMARY

LEGISLATIVE DISTRICT OR TOWN	TOTAL VOTES	ELLEN M. YACKNIN DEM	SCATTER	BLANK AND VOID
Leg. Dist. 07	857	525	2	330
Leg. Dist. 16	10	5	0	5
Leg. Dist. 21	9,087	7,012	27	2,048
Leg. Dist. 22	7,198	5,641	6	1,551
Leg. Dist. 23	9,701	7,134	61	2,506
Leg. Dist. 24	5,875	4,518	30	1,327
Leg. Dist. 25	8,251	6,465	19	1,767
Leg. Dist. 26	5,828	3,947	19	1,862
Leg. Dist. 27	10,610	8,478	20	2,112
Leg. Dist. 28	6,294	4,778	10	1,506
Leg. Dist. 29	7,929	6,064	5	1,860
GRAND TOTAL:	<u>71,640</u>	<u>54,567</u>	<u>199</u>	<u>16,874</u>

CITY COURT JUDGE
DETAIL

LEGISLATIVE DISTRICT OR TOWN	ELECTION DISTRICT	TOTAL VOTES	ELLEN M. YACKNIN		BLANK AND VOID
			DEM	SCATTER	
Leg. Dist. 07					
	1	507	302	1	204
	2	350	223	1	126
Leg. Dist. 07		857	525	2	330
Leg. Dist. 16					
	1	10	5	0	5
Leg. Dist. 16		10	5	0	5
Leg. Dist. 21					
	1	359	273	2	84
	2	311	247	0	64
	3	217	150	1	66
	4	215	161	1	53
	5	199	158	1	40
	6	358	270	0	88
	7	542	414	1	127
	8	161	138	0	23
	9	363	275	1	87
	10	442	313	3	126
	11	425	335	0	90
	12	737	542	2	193
	13	250	209	0	41
	14	147	113	2	32
	15	443	334	0	109
	16	222	174	2	46
	17	390	298	0	92
	18	408	326	0	82
	19	234	193	0	41
	20	200	153	3	44
	21	324	254	1	69
	22	477	371	2	104
	23	401	320	0	81
	24	472	335	5	132
	25	381	331	0	50
	26	120	93	0	27
	27	289	232	0	57
Leg. Dist. 21		9,087	7,012	27	2,048
Leg. Dist. 22					
	1	487	375	0	112
	2	208	162	0	46
	3	307	229	0	78
	4	171	125	0	46
	5	254	194	2	58
	6	243	183	0	60
	7	195	149	0	46
	8	308	230	0	78
	9	251	209	0	42
	10	283	242	0	41

CITY COURT JUDGE
DETAIL

LEGISLATIVE DISTRICT OR TOWN	ELECTION DISTRICT	TOTAL VOTES	ELLEN M. YACKNIN		BLANK AND VOID
			DEM	SCATTER	
Leg. Dist. 22					
	11	304	237	2	65
	12	236	170	0	66
	13	143	109	0	34
	14	302	225	0	77
	15	430	348	0	82
	16	164	131	0	33
	17	147	125	0	22
	18	195	154	0	41
	19	237	173	0	64
	20	343	296	0	47
	21	228	177	0	51
	22	382	310	0	72
	23	256	205	0	51
	24	143	120	0	23
	25	433	305	2	126
	26/25-19	202	163	0	39
	27	346	295	0	51
Leg. Dist. 22		7,198	5,641	6	1,551
Leg. Dist. 23					
	1	183	140	1	42
	2	325	247	5	73
	3	237	177	2	58
	4	516	384	2	130
	5	215	162	2	51
	6	236	180	6	50
	7	375	291	6	78
	8	349	251	3	95
	9	245	174	0	71
	10	308	227	1	80
	11	352	259	2	91
	12	425	304	0	121
	13	336	223	4	109
	14	366	281	4	81
	15	230	172	0	58
	16	168	129	0	39
	17	488	351	1	136
	18	677	492	0	185
	19	357	251	1	105
	20	361	267	1	93
	21	311	227	2	82
	22	299	214	3	82
	23	216	159	4	53
	24	355	257	2	96
	25	484	368	2	114
	26	537	393	2	142
	27	265	185	0	80
	28/24-20/25-28	427	328	5	94

CITY COURT JUDGE
DETAIL

LEGISLATIVE DISTRICT OR TOWN	ELECTION DISTRICT	TOTAL VOTES	ELLEN M. YACKNIN DEM	SCATTER	BLANK AND VOID
Leg. Dist. 23	29	<u>58</u>	<u>41</u>	<u>0</u>	<u>17</u>
Leg. Dist. 23		9,701	7,134	61	2,506
Leg. Dist. 24	1	410	304	2	104
	2/22	309	259	0	50
	3/23	320	257	1	62
	4	469	360	3	106
	5/24	360	248	2	110
	6	278	211	0	67
	7	222	163	0	59
	8	341	262	0	79
	9	239	163	4	72
	10	404	326	1	77
	11	232	178	1	53
	12	93	77	0	16
	13	385	321	2	62
	14/21	482	386	1	95
	15	391	289	1	101
	16	332	248	4	80
	17	134	99	0	35
	18	400	312	4	84
	19	<u>74</u>	<u>55</u>	<u>4</u>	<u>15</u>
Leg. Dist. 24		5,875	4,518	30	1,327
Leg. Dist. 25	1	452	346	3	103
	2	399	306	0	93
	3	482	394	2	86
	4/14	302	242	1	59
	5	370	311	1	58
	6/24	376	271	2	103
	7	358	297	0	61
	8	459	360	0	99
	9	229	182	0	47
	10	382	332	1	49
	11	238	206	0	32
	12	271	202	1	68
	13	521	417	0	104
	15	336	265	0	71
	16	373	283	0	90
	17	324	241	0	83
	18	418	320	2	96
	20/25	551	369	0	182
	21/28-12	466	370	2	94
	22	269	214	1	54
	23	206	153	0	53
	26/27	178	136	2	40

CITY COURT JUDGE
DETAIL

LEGISLATIVE DISTRICT OR TOWN	ELECTION DISTRICT	TOTAL VOTES	ELLEN M. YACKNIN DEM	SCATTER	BLANK AND VOID
Leg. Dist. 25	29/30	291	248	1	42
Leg. Dist. 25		8,251	6,465	19	1,767
Leg. Dist. 26	1	572	387	0	185
	2	255	153	3	99
	3	163	109	0	54
	4	277	166	1	110
	5	274	185	2	87
	6	277	205	0	72
	7	380	271	1	108
	8	404	294	1	109
	9	398	293	1	104
	10	431	329	2	100
	11	333	228	2	103
	12	323	174	0	149
	13	364	230	0	134
	14	373	258	0	115
	15	348	253	0	95
	16	359	209	5	145
	17	297	203	1	93
Leg. Dist. 26		5,828	3,947	19	1,862
Leg. Dist. 27	1	462	361	1	100
	2	497	407	3	87
	3	350	279	0	71
	4	503	409	1	93
	5	467	387	0	80
	6	493	399	0	94
	7	451	349	1	101
	8	764	621	2	141
	9	482	401	0	81
	10	403	301	0	102
	11	514	388	1	125
	12	394	321	1	72
	13	455	381	1	73
	14	364	282	1	81
	15	398	314	1	83
	16	463	371	1	91
	17	513	425	0	88
	18	465	376	0	89
	19	496	412	2	82
	20	336	270	0	66
	21	239	201	0	38
	22	364	261	0	103
	23	286	244	0	42
	25	211	143	3	65

CITY COURT JUDGE
DETAIL

LEGISLATIVE DISTRICT OR TOWN	ELECTION DISTRICT	TOTAL VOTES	ELLEN M. YACKNIN DEM	SCATTER	BLANK AND VOID
Leg. Dist. 27	26	240	175	1	64
Leg. Dist. 27		10,610	8,478	20	2,112
Leg. Dist. 28	1	382	297	0	85
	2	248	182	2	64
	3	231	193	0	38
	4	245	174	0	71
	5	219	144	0	75
	6	466	356	0	110
	7	595	441	0	154
	8	343	273	1	69
	9	374	264	1	109
	10	154	123	0	31
	11	298	227	0	71
	13	368	277	2	89
	14	355	273	1	81
	15	188	143	1	44
	16	294	211	0	83
	17	54	42	0	12
	18	319	255	0	64
	19	3	1	0	2
	20	488	358	2	128
	21	471	383	0	88
	22	199	161	0	38
Leg. Dist. 28		6,294	4,778	10	1,506
Leg. Dist. 29	1	70	54	0	16
	2	165	119	0	46
	3	12	12	0	0
	4	386	280	0	106
	5	390	312	0	78
	6	282	230	0	52
	7	251	174	1	76
	8	98	73	0	25
	9	568	411	1	156
	10	560	477	0	83
	11	345	250	1	94
	12	454	366	0	88
	13	346	280	0	66
	14	130	96	1	33
	15	380	280	0	100
	16	183	119	0	64
	17/27	233	178	0	55
	18	307	211	1	95
	19	244	193	0	51
	20	549	434	0	115

CITY COURT JUDGE
DETAIL

<u>LEGISLATIVE DISTRICT OR TOWN</u>	<u>ELECTION DISTRICT</u>	<u>TOTAL VOTES</u>	ELLEN M. YACKNIN <u>DEM</u>	<u>SCATTER</u>	<u>BLANK AND VOID</u>
Leg. Dist. 29	21	390	290	0	100
	22	185	137	0	48
	23	282	226	0	56
	24	497	400	0	97
	25/28	403	277	0	126
	26	219	185	0	34
Leg. Dist. 29		<u>7,929</u>	<u>6,064</u>	<u>5</u>	<u>1,860</u>
GRAND TOTAL:		<u><u>71,640</u></u>	<u><u>54,567</u></u>	<u><u>199</u></u>	<u><u>16,874</u></u>

TOWN OF BRIGHTON
TOWN JUSTICE

LEGISLATIVE DISTRICT OR TOWN	ELECTION DISTRICT	TOTAL VOTES	JOHN A. FALK DEM	SCATTER	BLANK AND VOID
Brighton					
	1	510	376	4	130
	2	336	218	0	118
	3	373	237	1	135
	4	419	314	1	104
	5	453	334	4	115
	6	565	409	2	154
	7	361	246	1	114
	8	444	277	2	165
	9	368	265	5	98
	10	471	358	1	112
	11	493	336	3	154
	12	527	396	2	129
	13	305	237	0	68
	14	321	254	1	66
	15	343	223	0	120
	16	290	160	0	130
	17	168	125	0	43
	18	411	319	1	91
	19	290	226	1	63
	20	343	232	1	110
	21	356	272	1	83
	22	447	314	1	132
	23	344	267	2	75
	24	477	322	1	154
	25	328	243	2	83
	26	347	231	1	115
	27	336	243	0	93
	28	527	387	1	139
	29	317	200	1	116
	30	745	533	0	212
	31	364	273	0	91
	32	472	344	0	128
	33	463	337	3	123
	34	406	287	1	118
	35	366	281	1	84
	36	292	203	3	86
	37	444	354	2	88
	38	452	321	1	130
	39	354	240	3	111
	40	637	493	0	144
	41	463	337	1	125
	42	140	106	1	33
	43	418	305	2	111
	44	177	139	0	38
	45	319	215	0	104
	46	247	175	0	72
GRAND TOTAL:		<u>18,029</u>	<u>12,964</u>	<u>58</u>	<u>5,007</u>

TOWN OF HAMLIN
MEMBER OF TOWN COUNCIL
1 YEAR TERM

LEGISLATIVE DISTRICT OR TOWN	ELECTION DISTRICT	TOTAL VOTES	JASON M. BAXTER	JASON M. BAXTER	JASON M. BAXTER	SCATTER	BLANK AND VOID
			REP	CON	IND		
Hamlin							
	1	388	205	42	50	0	91
	2	457	275	50	36	4	92
	3	429	213	61	50	5	100
	4	298	167	47	29	2	53
	5	379	211	63	39	2	64
	6	305	150	47	27	3	78
	7	542	244	53	57	22	166
	8	293	173	35	27	4	54
	9	249	145	36	22	0	46
	10	474	283	49	33	7	102
GRAND TOTAL:		<u>3,814</u>	<u>2,066</u>	<u>483</u>	<u>370</u>	<u>49</u>	<u>846</u>

TOWN OF IRONDEQUOIT
MEMBER OF TOWN COUNCIL
3 YEAR TERM

LEGISLATIVE DISTRICT OR TOWN	ELECTION DISTRICT	TOTAL VOTES	IRENA SKROBACH	PETER KELDERHOUSE	IRENA SKROBACH	PETER KELDERHOUSE	SCATTER	BLANK AND VOID
			DEM	REP	WOR	IND		
Irondequoit								
	1	602	298	193	18	16	0	77
	2	299	130	120	7	13	0	29
	3	511	247	147	22	20	0	75
	4	365	150	151	13	16	0	35
	5	391	200	101	10	12	1	67
	6	591	290	200	32	12	0	57
	7	534	220	229	14	16	1	54
	8	391	152	174	12	23	1	29
	9	405	168	156	16	17	0	48
	10	409	179	166	14	15	2	33
	11	255	111	96	6	4	0	38
	12	346	167	85	16	14	2	62
	13	534	268	174	16	13	0	63
	14	473	213	159	24	16	1	60
	15	500	200	220	15	15	0	50
	16	692	311	249	15	42	1	74
	17	257	112	94	17	9	0	25
	18	426	188	154	12	13	0	59
	19	492	281	108	18	17	0	68
	20	352	145	144	18	14	0	31
	21	396	193	136	20	13	0	34
	22	444	210	149	25	16	1	43
	23	382	188	122	14	15	0	43
	24	365	167	124	12	15	0	47
	25	419	178	160	19	19	0	43
	26	339	185	93	9	3	0	49
	27	248	90	104	16	8	0	30
	28	381	135	169	23	13	1	40
	29	345	155	110	11	14	1	54

TOWN OF IRONDEQUOIT
MEMBER OF TOWN COUNCIL
3 YEAR TERM

LEGISLATIVE DISTRICT OR TOWN	ELECTION DISTRICT	TOTAL VOTES	IRENA SKROBACH	PETER KELDERHOUSE	IRENA SKROBACH	PETER KELDERHOUSE	SCATTER	BLANK AND VOID
			DEM	REP	WOR	IND		
Irondequoit	30	366	174	136	15	12	0	29
	31	517	257	165	20	13	0	62
	32	398	182	139	19	13	0	45
	33	306	122	112	17	17	1	37
	34	588	203	287	13	22	0	63
	35	296	147	84	20	12	1	32
	36	325	188	65	20	6	1	45
	37	324	119	149	8	10	0	38
	38	291	156	75	13	4	0	43
	39	132	45	57	2	3	0	25
	40	258	110	94	12	10	0	32
	41	404	202	127	15	12	0	48
	42	422	181	164	21	10	0	46
	43	347	172	109	14	8	0	44
	44	689	299	281	30	13	0	66
	45	316	147	112	13	13	0	31
	46	394	161	145	22	11	0	55
	47	152	78	54	5	1	0	14
	48	358	147	145	16	9	0	41
	49	352	154	131	19	15	2	31
	50	311	155	91	9	5	0	51
	51	486	225	163	27	17	1	53
	52	482	244	131	22	20	0	65
	53	347	165	120	14	10	0	38
	54	122	63	34	4	6	0	15
	55	434	226	132	16	10	1	49
	56	337	163	113	7	11	0	43
	57	544	251	206	15	20	1	51
	58	444	206	142	18	18	0	60

TOWN OF IRONDEQUOIT
MEMBER OF TOWN COUNCIL
3 YEAR TERM

LEGISLATIVE DISTRICT OR TOWN	ELECTION DISTRICT	TOTAL VOTES	IRENA SKROBACH	PETER KELDERHOUSE	IRENA SKROBACH	PETER KELDERHOUSE	SCATTER	BLANK AND VOID
			DEM	REP	WOR	IND		
Irondequoit	59	365	151	141	20	17	0	36
	60	426	175	168	14	18	0	51
	61	490	221	169	15	13	0	72
	62	422	182	161	14	17	2	46
	63	303	148	102	12	10	0	31
	64	217	137	30	8	0	0	42
	65	269	153	73	8	6	1	28
	66	236	170	35	5	0	0	26
	67	308	123	124	12	12	0	37
	68	364	177	119	13	7	0	48
GRAND TOTAL:		<u>26,286</u>	<u>12,110</u>	<u>9,172</u>	<u>1,031</u>	<u>864</u>	<u>23</u>	<u>3,086</u>

TOWN OF MENDON
MEMBER OF TOWN COUNCIL
1 YEAR TERM

LEGISLATIVE DISTRICT OR TOWN	ELECTION DISTRICT	TOTAL VOTES	JOE ROSENSHEIN DEM	JOHN E. ROONEY REP	JOHN E. ROONEY CON	JOHN E. ROONEY IND	SCATTER	BLANK AND VOID
Mendon	1	743	270	333	57	30	0	53
	2	590	249	216	52	19	0	54
	3	668	211	326	61	19	2	49
	4	515	207	212	33	21	5	37
	5	639	194	316	59	22	0	48
	6	605	223	281	47	15	1	38
	7	662	201	346	41	20	1	53
	8	268	103	112	27	5	2	19
	9	517	212	223	34	13	0	35
GRAND TOTAL:		5,207	1,870	2,365	411	164	11	386

TOWN OF PARMA
MEMBER OF TOWN COUNCIL
1 YEAR TERM

LEGISLATIVE DISTRICT OR TOWN	ELECTION DISTRICT	TOTAL VOTES	TINA M. BROWN	TINA M. BROWN	TINA M. BROWN	SCATTER	BLANK AND VOID
			REP	CON	IND		
Parma							
	1	524	293	72	33	1	125
	2	622	339	80	53	1	149
	3	455	258	40	44	0	113
	4	474	272	71	19	3	109
	5	334	191	38	28	0	77
	6	219	135	29	12	1	42
	7	477	280	65	31	2	99
	8	620	352	63	39	0	166
	9	525	310	62	29	3	121
	10	494	274	76	37	3	104
	11	545	299	72	50	1	123
	12	553	292	52	70	2	137
	13	840	458	86	75	3	218
	14	427	229	58	26	1	113
	15	539	297	64	53	1	124
GRAND TOTAL:		<u>7,648</u>	<u>4,279</u>	<u>928</u>	<u>599</u>	<u>22</u>	<u>1,820</u>

TOWN OF RUSH
TOWN JUSTICE

<u>LEGISLATIVE DISTRICT OR TOWN</u>	<u>ELECTION DISTRICT</u>	<u>TOTAL VOTES</u>	HENRY E. KIRCH <u>REP</u>	HENRY E. KIRCH <u>CON</u>	HENRY E. KIRCH <u>IND</u>	<u>SCATTER</u>	<u>BLANK AND VOID</u>
Rush							
	1	563	330	48	52	2	131
	2	397	219	36	47	0	95
	3	550	289	56	61	1	143
	4	<u>567</u>	<u>310</u>	<u>51</u>	<u>59</u>	<u>3</u>	<u>144</u>
GRAND TOTAL:		<u>2,077</u>	<u>1,148</u>	<u>191</u>	<u>219</u>	<u>6</u>	<u>513</u>

VILLAGE/TOWN OF EAST ROCHESTER
TOWN JUSTICE

LEGISLATIVE DISTRICT OR TOWN	ELECTION DISTRICT	TOTAL VOTES	DENNIS J. GRECO DEM	DAVID P. BONACCHI REP	DAVID P. BONACCHI CON	DAVID P. BONACCHI WOR	DAVID P. BONACCHI IND	SCATTER	BLANK AND VOID
East Rochester	1	500	258	169	25	9	15	0	24
	2	393	162	166	21	13	9	0	22
	3	383	175	144	23	5	10	0	26
	4	368	166	151	4	16	15	1	15
	5	292	134	116	11	8	11	0	12
	6	381	193	117	20	7	16	0	28
	7	374	186	138	14	11	10	0	15
GRAND TOTAL:		<u>2,691</u>	<u>1,274</u>	<u>1,001</u>	<u>118</u>	<u>69</u>	<u>86</u>	<u>1</u>	<u>142</u>

PROPOSAL NUMBER ONE
TOWN OF GREECE
SHALL THERE BE CREATED A FOURTH OFFICE OF TOWN JUSTICE

LEGISLATIVE DISTRICT OR TOWN	ELECTION DISTRICT	TOTAL VOTES	YES	NO	BLANK AND VOID
Greece					
	1	354	133	138	83
	2	417	180	197	40
	3	370	162	149	59
	4	311	133	116	62
	5	305	99	70	136
	6	314	131	133	50
	7	419	207	162	50
	8	389	153	139	97
	9	367	200	123	44
	10	332	142	132	58
	11	190	84	75	31
	12	248	126	81	41
	13	325	138	121	66
	14	316	149	134	33
	15	350	170	129	51
	16	281	122	109	50
	17	492	186	194	112
	18	440	208	165	67
	19	353	171	118	64
	20	361	149	141	71
	21	353	121	95	137
	22	308	147	88	73
	23	539	256	201	82
	24	532	200	195	137
	25	412	182	149	81
	26	302	138	105	59
	27	592	248	267	77
	28	512	201	194	117
	29	398	202	146	50
	30	269	97	67	105
	31	289	161	88	40
	32	406	210	150	46
	33	503	179	230	94
	34	388	186	151	51
	35	403	195	146	62
	36	510	191	146	173
	37	280	152	102	26
	38	518	249	206	63
	39	291	122	111	58
	40	349	148	113	88
	41	433	195	189	49
	42	382	151	119	112
	43	396	159	168	69
	44	558	204	227	127
	45	609	247	207	155
	46	294	157	85	52
	47	405	162	135	108
	48	291	137	119	35

PROPOSAL NUMBER ONE
TOWN OF GREECE
SHALL THERE BE CREATED A FOURTH OFFICE OF TOWN JUSTICE

LEGISLATIVE DISTRICT OR TOWN	ELECTION DISTRICT	TOTAL VOTES	YES	NO	BLANK AND VOID
Greece					
	49	291	133	86	72
	50	378	168	117	93
	51	274	124	99	51
	52	514	262	181	71
	53	475	188	147	140
	54	458	177	225	56
	55	327	137	111	79
	56	488	236	148	104
	57	387	186	151	50
	58	524	238	191	95
	59	394	179	135	80
	60	342	159	125	58
	61	429	209	168	52
	62	506	251	157	98
	63	448	223	185	40
	64	338	169	130	39
	65	361	182	94	85
	66	221	118	84	19
	67	346	151	160	35
	68	495	186	143	166
	69	279	128	135	16
	70	911	397	349	165
	71	476	220	175	81
	72	497	235	188	74
	73	266	132	91	43
	74	395	169	130	96
	75	325	148	106	71
	76	297	148	120	29
	77	462	233	151	78
	78	294	138	118	38
	79	670	265	295	110
	80	510	210	197	103
	81	264	119	127	18
	82	404	110	96	198
	83	286	152	106	28
	84	464	227	187	50
	85	508	235	207	66
	86	562	294	208	60
	87	373	142	124	107
	88	388	198	137	53
	89	350	123	98	129
	90	497	224	190	83
	91	738	359	286	93
	92	597	275	222	100
	93	579	262	196	121
	94	410	194	179	37
	95	310	126	108	76
	96	525	239	197	89

PROPOSAL NUMBER ONE
TOWN OF GREECE
SHALL THERE BE CREATED A FOURTH OFFICE OF TOWN JUSTICE

<u>LEGISLATIVE DISTRICT OR TOWN</u>	<u>ELECTION DISTRICT</u>	<u>TOTAL VOTES</u>	<u>YES</u>	<u>NO</u>	<u>BLANK AND VOID</u>
Greece					
	97	676	315	206	155
	98	625	296	215	114
	99	470	155	191	124
	100	617	264	231	122
	101	310	139	111	60
	102	654	285	296	73
	103	490	232	195	63
	104	480	210	174	96
	105	309	139	111	59
	106	383	194	125	64
	107	299	123	132	44
	108	273	96	131	46
	109	565	232	222	111
GRAND TOTAL:		45,240	20,098	16,725	8,417

VOTER TURNOUT
2012 GENERAL ELECTION
SUMMARY

LEGISLATIVE DISTRICT OR TOWN	VOTERS ELIGIBLE	VOTED	PERCENT TURNOUT
Leg. Dist. 07	1,177	859	73.0
Leg. Dist. 16	15	10	66.7
Leg. Dist. 21	12,090	9,106	75.3
Leg. Dist. 22	10,838	7,214	66.6
Leg. Dist. 23	12,084	9,794	81.0
Leg. Dist. 24	7,306	5,909	80.9
Leg. Dist. 25	11,542	8,271	71.7
Leg. Dist. 26	7,935	5,850	73.7
Leg. Dist. 27	14,117	10,643	75.4
Leg. Dist. 28	9,525	6,313	66.3
Leg. Dist. 29	11,517	7,950	69.0
CITY	98,146	71,919	73.3
Brighton	21,902	18,144	82.8
Chili	18,789	14,437	76.8
Clarkson	3,886	2,926	75.3
East Rochester	3,715	2,697	72.6
Gates	17,621	12,834	72.8
Greece	61,157	45,324	74.1
Hamlin	5,228	3,827	73.2
Henrietta	21,821	16,764	76.8
Irondequoit	34,087	26,362	77.3
Mendon	6,457	5,225	80.9
Ogden	12,567	9,796	78.0
Parma	10,320	7,662	74.2
Penfield	25,145	20,323	80.8
Perinton	33,036	26,944	81.6
Pittsford	19,686	16,282	82.7
Riga	3,876	2,950	76.1
Rush	2,561	2,081	81.3
Sweden	6,281	4,816	76.7
Webster	28,397	22,673	79.8
Wheatland	3,180	2,461	77.4
TOWNS	339,712	264,528	77.9
GRAND TOTAL:	437,858	336,447	76.8

VOTER TURNOUT
2012 GENERAL ELECTION
DETAIL

<u>LEGISLATIVE DISTRICT OR TOWN</u>	<u>ELECTION DISTRICT</u>	<u>VOTERS ELIGIBLE</u>	<u>VOTED</u>	<u>PERCENT TURNOUT</u>
Leg. Dist. 07	1	680	508	74.7
	2	497	351	70.6
Leg. Dist. 07		<u>1,177</u>	<u>859</u>	<u>73.0</u>
Leg. Dist. 16	1	15	10	66.7
Leg. Dist. 16		<u>15</u>	<u>10</u>	<u>66.7</u>
Leg. Dist. 21	1	435	360	82.8
	2	409	311	76.0
	3	310	217	70.0
	4	283	215	76.0
	5	269	199	74.0
	6	434	359	82.7
	7	692	544	78.6
	8	207	161	77.8
	9	441	364	82.5
	10	520	442	85.0
	11	613	426	69.5
	12	929	740	79.7
	13	294	251	85.4
	14	186	148	79.6
	15	685	444	64.8
	16	239	222	92.9
	17	543	392	72.2
	18	627	409	65.2
	19	338	234	69.2
	20	253	202	79.8
	21	450	325	72.2
	22	661	477	72.2
	23	580	401	69.1
	24	592	472	79.7
	25	547	381	69.7
	26	142	120	84.5
	27	411	290	70.6
Leg. Dist. 21		<u>12,090</u>	<u>9,106</u>	<u>75.3</u>
Leg. Dist. 22	1	695	488	70.2
	2	289	208	72.0
	3	500	308	61.6
	4	302	171	56.6
	5	490	254	51.8
	6	336	244	72.6
	7	293	197	67.2
	8	455	308	67.7
	9	396	251	63.4
	10	371	283	76.3
	11	420	306	72.9
	12	341	236	69.2
	13	240	143	59.6
	14	463	303	65.4

VOTER TURNOUT
2012 GENERAL ELECTION
DETAIL

<u>LEGISLATIVE DISTRICT OR TOWN</u>	<u>ELECTION DISTRICT</u>	<u>VOTERS ELIGIBLE</u>	<u>VOTED</u>	<u>PERCENT TURNOUT</u>
Leg. Dist. 22	15	702	430	61.3
	16	301	164	54.5
	17	255	147	57.6
	18	277	195	70.4
	19	386	238	61.7
	20	486	344	70.8
	21	305	229	75.1
	22	611	382	62.5
	23	390	256	65.6
	24	224	143	63.8
	25	567	437	77.1
	26/25-19	267	203	76.0
	27	476	346	72.7
Leg. Dist. 22		10,838	7,214	66.6
Leg. Dist. 23	1	219	185	84.5
	2	455	325	71.4
	3	344	239	69.5
	4	611	518	84.8
	5	285	217	76.1
	6	277	237	85.6
	7	483	381	78.9
	8	458	355	77.5
	9	291	248	85.2
	10	393	320	81.4
	11	416	360	86.5
	12	484	433	89.5
	13	421	339	80.5
	14	433	373	86.1
	15	269	234	87.0
	16	218	168	77.1
	17	611	488	79.9
	18	834	680	81.5
	19	462	357	77.3
	20	426	368	86.4
	21	371	311	83.8
	22	368	302	82.1
	23	286	216	75.5
	24	486	357	73.5
	25	562	487	86.7
	26	640	539	84.2
	27	320	265	82.8
	28/24-20/25-28	572	431	75.3
	29	89	61	68.5
Leg. Dist. 23		12,084	9,794	81.0
Leg. Dist. 24	1	479	414	86.4
	2/22	369	312	84.6
	3/23	373	322	86.3
	4	563	473	84.0

VOTER TURNOUT
2012 GENERAL ELECTION
DETAIL

<u>LEGISLATIVE DISTRICT OR TOWN</u>	<u>ELECTION DISTRICT</u>	<u>VOTERS ELIGIBLE</u>	<u>VOTED</u>	<u>PERCENT TURNOUT</u>
Leg. Dist. 24	5/24	494	361	73.1
	6	354	280	79.1
	7	267	222	83.1
	8	415	344	82.9
	9	294	239	81.3
	10	501	404	80.6
	11	279	232	83.2
	12	133	93	69.9
	13	477	386	80.9
	14/21	604	486	80.5
	15	521	392	75.2
	16	441	335	76.0
	17	164	134	81.7
	18	486	403	82.9
	19	92	77	83.7
Leg. Dist. 24		7,306	5,909	80.9
Leg. Dist. 25				
	1	566	454	80.2
	2	534	399	74.7
	3	642	484	75.4
	4/14	377	303	80.4
	5	489	370	75.7
	6/24	520	380	73.1
	7	763	360	47.2
	8	644	460	71.4
	9	304	230	75.7
	10	476	382	80.3
	11	346	238	68.8
	12	328	271	82.6
	13	570	521	91.4
	15	435	337	77.5
	16	658	373	56.7
	17	507	324	63.9
	18	596	418	70.1
	20/25	776	552	71.1
	21/28-12	751	467	62.2
	22	357	270	75.6
	23	314	208	66.2
	26/27	230	178	77.4
	29/30	359	292	81.3
Leg. Dist. 25		11,542	8,271	71.7
Leg. Dist. 26				
	1	711	578	81.3
	2	356	255	71.6
	3	259	163	62.9
	4	375	277	73.9
	5	407	276	67.8
	6	381	277	72.7
	7	501	380	75.8
	8	522	404	77.4

VOTER TURNOUT
2012 GENERAL ELECTION
DETAIL

<u>LEGISLATIVE DISTRICT OR TOWN</u>	<u>ELECTION DISTRICT</u>	<u>VOTERS ELIGIBLE</u>	<u>VOTED</u>	<u>PERCENT TURNOUT</u>
Leg. Dist. 26	9	529	402	76.0
	10	574	432	75.3
	11	484	333	68.8
	12	460	324	70.4
	13	458	368	80.3
	14	506	373	73.7
	15	506	349	69.0
	16	483	361	74.7
	17	423	298	70.4
Leg. Dist. 26		7,935	5,850	73.7
Leg. Dist. 27	1	584	463	79.3
	2	621	498	80.2
	3	452	352	77.9
	4	619	507	81.9
	5	611	468	76.6
	6	634	495	78.1
	7	568	452	79.6
	8	1,097	768	70.0
	9	613	483	78.8
	10	510	405	79.4
	11	642	515	80.2
	12	530	396	74.7
	13	610	456	74.8
	14	456	364	79.8
	15	523	401	76.7
	16	586	467	79.7
	17	671	513	76.5
	18	738	465	63.0
	19	644	496	77.0
	20	455	337	74.1
	21	301	239	79.4
	22	542	364	67.2
	23	383	286	74.7
	25	334	212	63.5
	26	393	241	61.3
Leg. Dist. 27		14,117	10,643	75.4
Leg. Dist. 28	1	553	382	69.1
	2	367	250	68.1
	3	418	231	55.3
	4	357	246	68.9
	5	293	220	75.1
	6	591	469	79.4
	7	845	596	70.5
	8	501	343	68.5
	9	550	376	68.4
	10	237	154	65.0
	11	490	301	61.4
	13	623	370	59.4

VOTER TURNOUT
2012 GENERAL ELECTION
DETAIL

<u>LEGISLATIVE DISTRICT OR TOWN</u>	<u>ELECTION DISTRICT</u>	<u>VOTERS ELIGIBLE</u>	<u>VOTED</u>	<u>PERCENT TURNOUT</u>
Leg. Dist. 28	14	651	356	54.7
	15	332	188	56.6
	16	429	295	68.8
	17	92	54	58.7
	18	481	320	66.5
	19	4	3	75.0
	20	693	489	70.6
	21	687	471	68.6
	22	331	199	60.1
Leg. Dist. 28		9,525	6,313	66.3
Leg. Dist. 29	1	93	70	75.3
	2	269	167	62.1
	3	23	12	52.2
	4	569	387	68.0
	5	572	390	68.2
	6	381	282	74.0
	7	293	253	86.3
	8	131	98	74.8
	9	884	568	64.3
	10	821	563	68.6
	11	487	345	70.8
	12	703	454	64.6
	13	548	346	63.1
	14	193	132	68.4
	15	608	380	62.5
	16	272	183	67.3
	17/27	313	233	74.4
	18	365	308	84.4
	19	346	246	71.1
	20	779	550	70.6
	21	567	392	69.1
	22	227	185	81.5
	23	361	283	78.4
	24	743	497	66.9
	25/28	600	406	67.7
	26	369	220	59.6
Leg. Dist. 29		11,517	7,950	69.0
CITY		98,146	71,919	73.3
Brighton	1	605	515	85.1
	2	435	336	77.2
	3	448	373	83.3
	4	486	421	86.6
	5	514	462	89.9
	6	670	568	84.8
	7	444	362	81.5
	8	524	446	85.1
	9	438	369	84.2

VOTER TURNOUT
2012 GENERAL ELECTION
DETAIL

<u>LEGISLATIVE DISTRICT OR TOWN</u>	<u>ELECTION DISTRICT</u>	<u>VOTERS ELIGIBLE</u>	<u>VOTED</u>	<u>PERCENT TURNOUT</u>
Brighton	10	548	472	86.1
	11	582	494	84.9
	12	631	539	85.4
	13	356	306	86.0
	14	392	326	83.2
	15	431	344	79.8
	16	353	296	83.9
	17	242	168	69.4
	18	466	414	88.8
	19	336	291	86.6
	20	416	345	82.9
	21	412	358	86.9
	22	566	449	79.3
	23	414	344	83.1
	24	566	479	84.6
	25	394	333	84.5
	26	427	353	82.7
	27	393	343	87.3
	28	620	529	85.3
	29	384	317	82.6
	30	949	747	78.7
	31	420	365	86.9
	32	549	478	87.1
	33	565	466	82.5
	34	487	408	83.8
	35	461	367	79.6
	36	382	293	76.7
	37	577	450	78.0
	38	549	454	82.7
	39	427	356	83.4
	40	808	641	79.3
	41	587	465	79.2
	42	154	140	90.9
	43	534	418	78.3
	44	248	177	71.4
	45	419	319	76.1
	46	<u>293</u>	<u>248</u>	<u>84.6</u>
Brighton		21,902	18,144	82.8
Chili	1	425	322	75.8
	2	632	488	77.2
	3	652	487	74.7
	4	462	340	73.6
	5	517	411	79.5
	6	537	405	75.4
	7	317	244	77.0
	8	582	446	76.6
	9	563	417	74.1
	10	413	314	76.0
	11	563	420	74.6

VOTER TURNOUT
2012 GENERAL ELECTION
DETAIL

<u>LEGISLATIVE DISTRICT OR TOWN</u>	<u>ELECTION DISTRICT</u>	<u>VOTERS ELIGIBLE</u>	<u>VOTED</u>	<u>PERCENT TURNOUT</u>
Chili	12	546	426	78.0
	13	797	628	78.8
	14	607	441	72.7
	15	497	384	77.3
	16	1,014	802	79.1
	17	1,151	941	81.8
	18	602	454	75.4
	19	489	405	82.8
	20	797	628	78.8
	21	380	299	78.7
	22	625	437	69.9
	23	445	356	80.0
	24	1,149	866	75.4
	25	480	357	74.4
	26	723	539	74.6
	27	522	409	78.4
	28	457	342	74.8
	29	372	291	78.2
	30	410	286	69.8
	31	525	426	81.1
	32	<u>538</u>	<u>426</u>	<u>79.2</u>
Chili		18,789	14,437	76.8
Clarkson	1	741	571	77.1
	2	98	58	59.2
	3	592	481	81.3
	4	857	639	74.6
	5	1,153	808	70.1
	6	<u>445</u>	<u>369</u>	<u>82.9</u>
Clarkson		3,886	2,926	75.3
East Rochester	1	725	502	69.2
	2	525	393	74.9
	3	484	383	79.1
	4	497	370	74.4
	5	454	292	64.3
	6	512	383	74.8
	7	<u>518</u>	<u>374</u>	<u>72.2</u>
East Rochester		3,715	2,697	72.6
Gates	1	380	275	72.4
	2	476	351	73.7
	3	519	361	69.6
	4	528	387	73.3
	5	512	419	81.8
	6	555	429	77.3
	7	1,001	759	75.8
	8	380	282	74.2
	9	591	431	72.9
	10	313	245	78.3

VOTER TURNOUT
2012 GENERAL ELECTION
DETAIL

<u>LEGISLATIVE DISTRICT OR TOWN</u>	<u>ELECTION DISTRICT</u>	<u>VOTERS ELIGIBLE</u>	<u>VOTED</u>	<u>PERCENT TURNOUT</u>
Gates	11	365	272	74.5
	12	359	246	68.5
	13	590	402	68.1
	14	441	313	71.0
	15	829	600	72.4
	16	451	309	68.5
	17	578	419	72.5
	18	627	463	73.8
	19	455	363	79.8
	20	481	364	75.7
	21	476	351	73.7
	22	416	323	77.6
	23	467	347	74.3
	24	663	446	67.3
	25	444	336	75.7
	26	613	443	72.3
	27	703	476	67.7
	28	412	291	70.6
	29	531	369	69.5
	30	332	253	76.2
	31	416	294	70.7
	32	536	417	77.8
	33	309	190	61.5
	34	505	340	67.3
	35	<u>367</u>	<u>268</u>	<u>73.0</u>
Gates		17,621	12,834	72.8
Greece	1	452	356	78.8
	2	542	419	77.3
	3	486	370	76.1
	4	421	313	74.3
	5	429	305	71.1
	6	442	314	71.0
	7	619	420	67.9
	8	575	390	67.8
	9	506	368	72.7
	10	497	333	67.0
	11	290	191	65.9
	12	376	248	66.0
	13	438	325	74.2
	14	427	316	74.0
	15	449	350	78.0
	16	377	281	74.5
	17	653	496	76.0
	18	579	440	76.0
	19	490	354	72.2
	20	560	363	64.8
	21	451	354	78.5
	22	414	309	74.6
	23	787	539	68.5

VOTER TURNOUT
2012 GENERAL ELECTION
DETAIL

<u>LEGISLATIVE DISTRICT OR TOWN</u>	<u>ELECTION DISTRICT</u>	<u>VOTERS ELIGIBLE</u>	<u>VOTED</u>	<u>PERCENT TURNOUT</u>
Greece				
	24	658	535	81.3
	25	555	413	74.4
	26	437	303	69.3
	27	808	592	73.3
	28	672	514	76.5
	29	512	398	77.7
	30	369	269	72.9
	31	388	289	74.5
	32	613	406	66.2
	33	686	504	73.5
	34	528	388	73.5
	35	519	403	77.6
	36	647	512	79.1
	37	376	280	74.5
	38	671	518	77.2
	39	364	292	80.2
	40	469	349	74.4
	41	583	433	74.3
	42	525	386	73.5
	43	539	398	73.8
	44	725	559	77.1
	45	798	610	76.4
	46	425	295	69.4
	47	525	407	77.5
	48	400	291	72.8
	49	361	292	80.9
	50	498	378	75.9
	51	338	275	81.4
	52	704	516	73.3
	53	652	476	73.0
	54	631	459	72.7
	55	416	327	78.6
	56	637	489	76.8
	57	525	387	73.7
	58	676	525	77.7
	59	571	395	69.2
	60	501	343	68.5
	61	584	429	73.5
	62	747	506	67.7
	63	636	448	70.4
	64	464	338	72.8
	65	492	361	73.4
	66	341	221	64.8
	67	460	351	76.3
	68	641	496	77.4
	69	357	279	78.2
	70	1,208	912	75.5
	71	605	477	78.8
	72	633	498	78.7
	73	373	269	72.1
	74	550	396	72.0

VOTER TURNOUT
2012 GENERAL ELECTION
DETAIL

<u>LEGISLATIVE DISTRICT OR TOWN</u>	<u>ELECTION DISTRICT</u>	<u>VOTERS ELIGIBLE</u>	<u>VOTED</u>	<u>PERCENT TURNOUT</u>
Greece	75	453	325	71.7
	76	388	297	76.5
	77	621	464	74.7
	78	402	294	73.1
	79	897	670	74.7
	80	662	510	77.0
	81	349	264	75.6
	82	559	405	72.5
	83	412	286	69.4
	84	635	464	73.1
	85	692	514	74.3
	86	711	562	79.0
	87	496	374	75.4
	88	529	389	73.5
	89	447	351	78.5
	90	683	498	72.9
	91	960	738	76.9
	92	820	597	72.8
	93	824	579	70.3
	94	572	411	71.9
	95	479	311	64.9
	96	711	525	73.8
	97	856	676	79.0
	98	876	625	71.3
	99	608	471	77.5
	100	824	617	74.9
	101	402	312	77.6
	102	906	654	72.2
	103	626	490	78.3
	104	616	480	77.9
	105	403	309	76.7
	106	529	383	72.4
	107	419	299	71.4
	108	351	274	78.1
	109	786	565	71.9
Greece		61,157	45,324	74.1
Hamlin	1	568	388	68.3
	2	599	458	76.5
	3	576	429	74.5
	4	402	299	74.4
	5	535	382	71.4
	6	419	305	72.8
	7	690	545	79.0
	8	437	294	67.3
	9	390	251	64.4
	10	612	476	77.8
Hamlin		5,228	3,827	73.2

VOTER TURNOUT
2012 GENERAL ELECTION
DETAIL

<u>LEGISLATIVE DISTRICT OR TOWN</u>	<u>ELECTION DISTRICT</u>	<u>VOTERS ELIGIBLE</u>	<u>VOTED</u>	<u>PERCENT TURNOUT</u>
Henrietta	1	685	540	78.8
	2	534	402	75.3
	3	382	289	75.7
	4	603	479	79.4
	5	564	421	74.6
	6	531	389	73.3
	7	450	365	81.1
	8	547	416	76.1
	9	519	385	74.2
	10	586	431	73.5
	11	548	387	70.6
	12	489	375	76.7
	13	764	606	79.3
	14	500	373	74.6
	15	659	486	73.7
	16	449	332	73.9
	17	591	468	79.2
	18	648	472	72.8
	19	543	395	72.7
	20	740	582	78.6
	21	389	319	82.0
	22	739	610	82.5
	23	518	372	71.8
	24	632	459	72.6
	25	480	387	80.6
	26	1,009	788	78.1
	27	820	659	80.4
	28	625	505	80.8
	29	1,463	1,095	74.8
	30	1,215	960	79.0
	31	379	289	76.3
	32	633	523	82.6
	33	451	338	74.9
	34	410	284	69.3
	35	726	583	80.3
Henrietta		21,821	16,764	76.8
Irondequoit	1	845	604	71.5
	2	407	300	73.7
	3	701	511	72.9
	4	480	366	76.3
	5	506	392	77.5
	6	723	595	82.3
	7	625	539	86.2
	8	472	394	83.5
	9	523	407	77.8
	10	483	410	84.9
	11	297	255	85.9
	12	445	346	77.8
	13	681	535	78.6

VOTER TURNOUT
2012 GENERAL ELECTION
DETAIL

<u>LEGISLATIVE DISTRICT OR TOWN</u>	<u>ELECTION DISTRICT</u>	<u>VOTERS ELIGIBLE</u>	<u>VOTED</u>	<u>PERCENT TURNOUT</u>
Irondequoit	14	643	477	74.2
	15	601	504	83.9
	16	867	692	79.8
	17	341	258	75.7
	18	532	427	80.3
	19	626	495	79.1
	20	413	352	85.2
	21	534	396	74.2
	22	543	445	82.0
	23	459	383	83.4
	24	426	367	86.2
	25	567	420	74.1
	26	483	340	70.4
	27	305	249	81.6
	28	476	381	80.0
	29	446	345	77.4
	30	457	366	80.1
	31	640	518	80.9
	32	549	398	72.5
	33	403	307	76.2
	34	751	590	78.6
	35	361	297	82.3
	36	482	329	68.3
	37	455	325	71.4
	38	382	292	76.4
	39	223	132	59.2
	40	310	258	83.2
	41	531	405	76.3
	42	490	424	86.5
	43	440	347	78.9
	44	872	690	79.1
	45	417	316	75.8
	46	537	395	73.6
	47	197	153	77.7
	48	446	359	80.5
	49	453	352	77.7
	50	473	311	65.8
	51	581	488	84.0
	52	651	482	74.0
	53	485	347	71.5
	54	184	122	66.3
	55	569	439	77.2
	56	413	339	82.1
	57	712	545	76.5
	58	621	445	71.7
	59	476	366	76.9
	60	531	427	80.4
	61	633	493	77.9
	62	513	422	82.3
	63	420	303	72.1
	64	295	217	73.6

VOTER TURNOUT
2012 GENERAL ELECTION
DETAIL

<u>LEGISLATIVE DISTRICT OR TOWN</u>	<u>ELECTION DISTRICT</u>	<u>VOTERS ELIGIBLE</u>	<u>VOTED</u>	<u>PERCENT TURNOUT</u>
Irondequoit				
	65	382	269	70.4
	66	388	237	61.1
	67	420	308	73.3
	68	494	364	73.7
Irondequoit		34,087	26,362	77.3
Mendon				
	1	912	743	81.5
	2	741	594	80.2
	3	827	669	80.9
	4	635	517	81.4
	5	766	640	83.6
	6	747	608	81.4
	7	832	667	80.2
	8	351	268	76.4
	9	646	519	80.3
Mendon		6,457	5,225	80.9
Ogden				
	1	564	430	76.2
	2	582	488	83.8
	3	814	659	81.0
	4	570	461	80.9
	5	553	442	79.9
	6	760	585	77.0
	7	377	295	78.2
	8	735	540	73.5
	9	559	444	79.4
	10	559	439	78.5
	11	537	433	80.6
	12	779	589	75.6
	13	584	449	76.9
	14	589	461	78.3
	15	780	601	77.1
	16	412	317	76.9
	17	558	427	76.5
	18	813	616	75.8
	19	753	574	76.2
	20	689	546	79.2
Ogden		12,567	9,796	78.0
Parma				
	1	687	526	76.6
	2	812	623	76.7
	3	613	459	74.9
	4	680	474	69.7
	5	441	334	75.7
	6	311	219	70.4
	7	611	477	78.1
	8	803	620	77.2
	9	735	527	71.7
	10	672	494	73.5
	11	699	545	78.0

VOTER TURNOUT
2012 GENERAL ELECTION
DETAIL

<u>LEGISLATIVE DISTRICT OR TOWN</u>	<u>ELECTION DISTRICT</u>	<u>VOTERS ELIGIBLE</u>	<u>VOTED</u>	<u>PERCENT TURNOUT</u>
Parma	12	814	555	68.2
	13	1,081	840	77.7
	14	647	428	66.2
	15	714	541	75.8
Parma		<u>10,320</u>	<u>7,662</u>	<u>74.2</u>
Penfield	1	284	215	75.7
	2	555	458	82.5
	3	435	353	81.1
	4	678	543	80.1
	5	564	458	81.2
	6	537	408	76.0
	7	522	455	87.2
	8	555	394	71.0
	9	649	556	85.7
	10	487	390	80.1
	11	391	310	79.3
	12	564	473	83.9
	13	706	533	75.5
	14	753	591	78.5
	15	821	688	83.8
	16	283	246	86.9
	17	599	478	79.8
	18	402	330	82.1
	19	795	662	83.3
	20	681	569	83.6
	21	679	551	81.1
	22	587	468	79.7
	23	803	653	81.3
	24	774	629	81.3
	25	513	396	77.2
	26	408	322	78.9
	27	623	497	79.8
	28	569	432	75.9
	29	835	627	75.1
	30	982	831	84.6
	31	388	297	76.5
	32	394	330	83.8
	33	561	446	79.5
	34	571	468	82.0
	35	813	660	81.2
	36	579	481	83.1
	37	969	822	84.8
	38	426	333	78.2
	39	464	375	80.8
	40	783	655	83.7
	41	650	535	82.3
	42	513	405	78.9
Penfield		<u>25,145</u>	<u>20,323</u>	<u>80.8</u>

VOTER TURNOUT
2012 GENERAL ELECTION
DETAIL

<u>LEGISLATIVE DISTRICT OR TOWN</u>	<u>ELECTION DISTRICT</u>	<u>VOTERS ELIGIBLE</u>	<u>VOTED</u>	<u>PERCENT TURNOUT</u>
Perinton				
	1	853	684	80.2
	2	703	573	81.5
	3	478	409	85.6
	4	506	409	80.8
	5	344	276	80.2
	6	486	406	83.5
	7	636	531	83.5
	8	568	473	83.3
	9	774	633	81.8
	10	662	535	80.8
	11	429	347	80.9
	12	516	440	85.3
	13	483	401	83.0
	14	551	459	83.3
	15	654	480	73.4
	16	437	367	84.0
	17	564	476	84.4
	18	574	473	82.4
	19	529	449	84.9
	20	535	458	85.6
	21	690	550	79.7
	22	408	336	82.4
	23	841	663	78.8
	24	953	778	81.6
	25	448	371	82.8
	26	622	523	84.1
	27	437	363	83.1
	28	454	386	85.0
	29	343	286	83.4
	30	611	480	78.6
	31	684	552	80.7
	32	552	444	80.4
	33	592	501	84.6
	34	682	569	83.4
	35	511	400	78.3
	36	424	337	79.5
	37	601	496	82.5
	38	745	587	78.8
	39	718	571	79.5
	40	421	360	85.5
	41	388	333	85.8
	42	603	503	83.4
	43	1,025	822	80.2
	44	497	415	83.5
	45	894	709	79.3
	46	366	290	79.2
	47	697	544	78.0
	48	487	381	78.2
	49	519	410	79.0
	50	320	228	71.3
	51	713	589	82.6

VOTER TURNOUT
2012 GENERAL ELECTION
DETAIL

<u>LEGISLATIVE DISTRICT OR TOWN</u>	<u>ELECTION DISTRICT</u>	<u>VOTERS ELIGIBLE</u>	<u>VOTED</u>	<u>PERCENT TURNOUT</u>
Perinton				
	52	646	500	77.4
	53	475	405	85.3
	54	1,001	834	83.3
	55	530	463	87.4
	56	856	686	80.1
Perinton		<u>33,036</u>	<u>26,944</u>	<u>81.6</u>
Pittsford				
	1	463	371	80.1
	2	488	410	84.0
	3	783	659	84.2
	4	672	555	82.6
	5	450	374	83.1
	6	430	348	80.9
	7	269	220	81.8
	8	555	466	84.0
	9	599	513	85.6
	10	744	616	82.8
	11	492	398	80.9
	12	541	458	84.7
	13	384	325	84.6
	14	683	588	86.1
	15	572	439	76.7
	16	471	373	79.2
	17	718	603	84.0
	18	543	436	80.3
	19	348	279	80.2
	20	578	490	84.8
	21	623	514	82.5
	22	657	549	83.6
	23	513	415	80.9
	24	684	571	83.5
	25	744	609	81.9
	26	544	479	88.1
	27	510	434	85.1
	28	530	430	81.1
	29	555	448	80.7
	30	510	423	82.9
	31	726	571	78.7
	32	565	492	87.1
	33	856	702	82.0
	34	886	724	81.7
Pittsford		<u>19,686</u>	<u>16,282</u>	<u>82.7</u>
Riga				
	1	906	718	79.2
	2	674	531	78.8
	3	465	369	79.4
	4	629	440	70.0
	5	604	447	74.0
	6	598	445	74.4
Riga		<u>3,876</u>	<u>2,950</u>	<u>76.1</u>

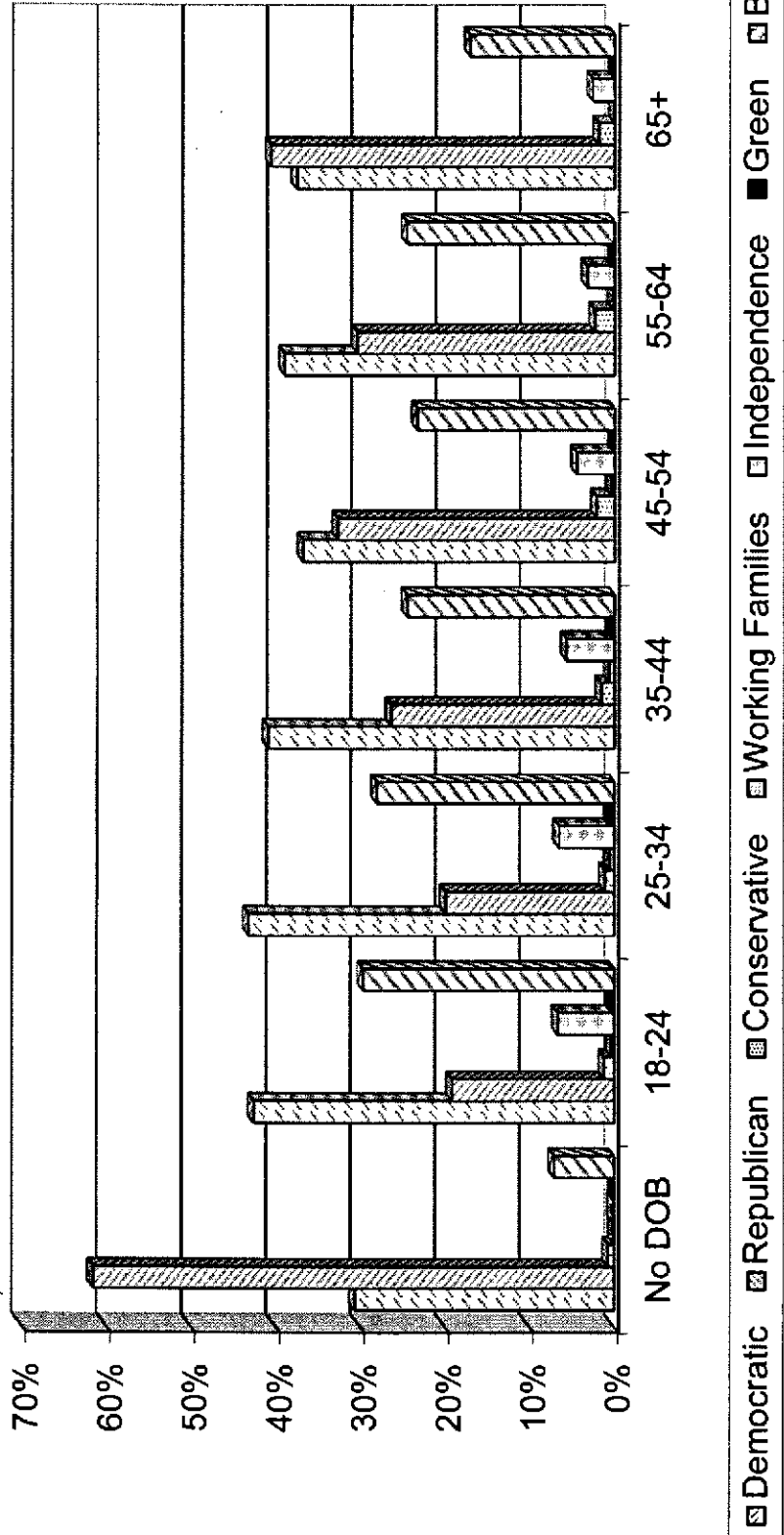
VOTER TURNOUT
2012 GENERAL ELECTION
DETAIL

<u>LEGISLATIVE DISTRICT OR TOWN</u>	<u>ELECTION DISTRICT</u>	<u>VOTERS ELIGIBLE</u>	<u>VOTED</u>	<u>PERCENT TURNOUT</u>
Rush				
	1	718	564	78.6
	2	498	399	80.1
	3	662	551	83.2
	4	683	567	83.0
		<u>2,561</u>	<u>2,081</u>	<u>81.3</u>
Rush				
Sweden				
	1	616	460	74.7
	2	389	309	79.4
	3	742	551	74.3
	4	763	570	74.7
	5	179	146	81.6
	6	517	399	77.2
	7	582	458	78.7
	8	503	385	76.5
	9	503	382	75.9
	10	741	569	76.8
	11	255	181	71.0
	12	491	406	82.7
		<u>6,281</u>	<u>4,816</u>	<u>76.7</u>
Sweden				
Webster				
	1	565	474	83.9
	2	866	623	71.9
	3	653	541	82.8
	4	345	257	74.5
	5	641	498	77.7
	6	550	424	77.1
	7	690	553	80.1
	8	527	453	86.0
	9	547	463	84.6
	10	1,233	987	80.0
	11	634	514	81.1
	12	739	594	80.4
	13	546	425	77.8
	14	516	427	82.8
	15	460	388	84.3
	16	843	640	75.9
	17	570	481	84.4
	18	444	371	83.6
	19	904	742	82.1
	20	794	636	80.1
	21	783	587	75.0
	22	669	526	78.6
	23	536	432	80.6
	24	1,411	1,132	80.2
	25	639	484	75.7
	26	675	505	74.8
	27	515	413	80.2
	28	584	480	82.2
	29	417	348	83.5
	30	471	350	74.3

VOTER TURNOUT
2012 GENERAL ELECTION
DETAIL

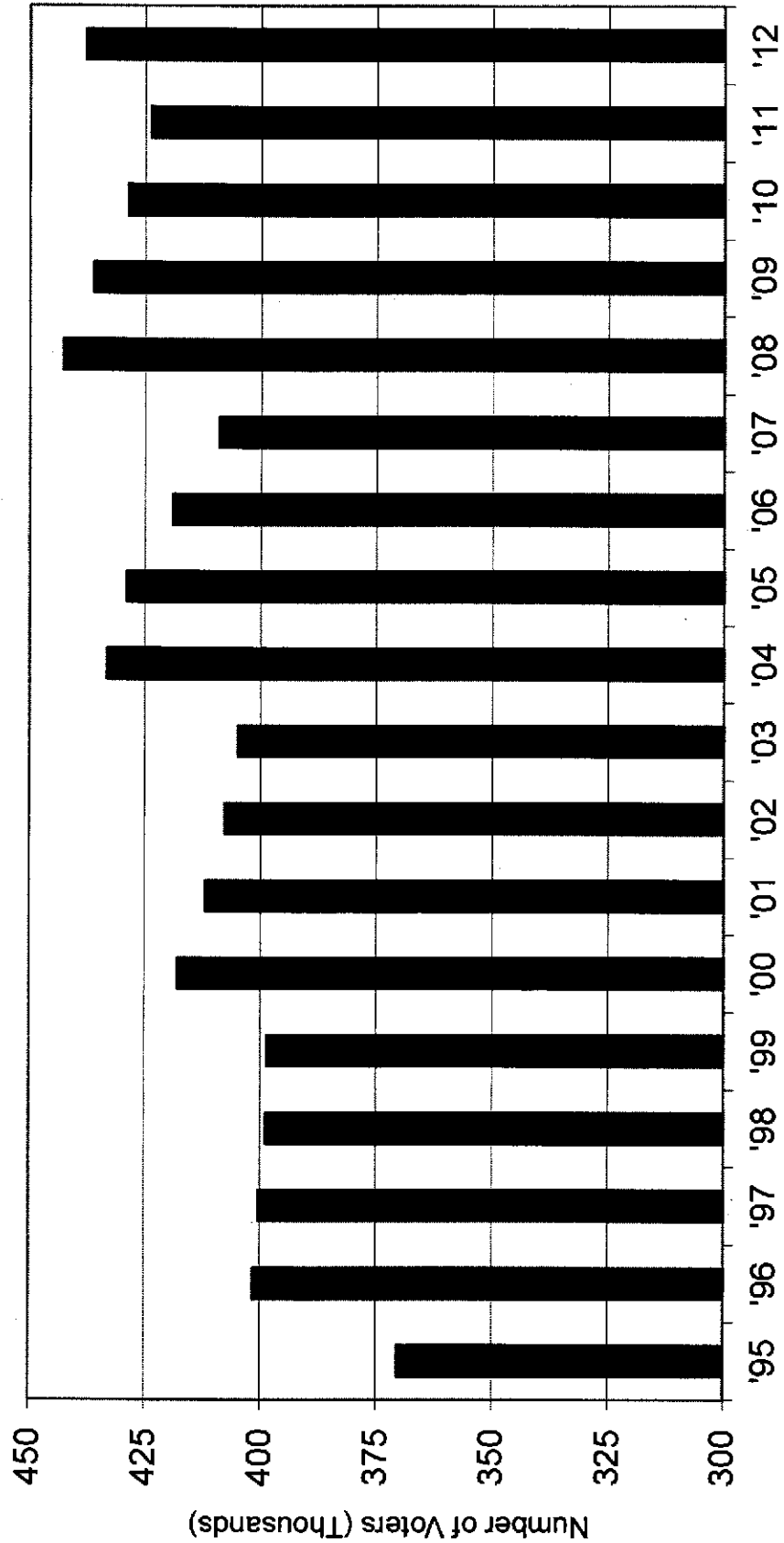
<u>LEGISLATIVE DISTRICT OR TOWN</u>	<u>ELECTION DISTRICT</u>	<u>VOTERS ELIGIBLE</u>	<u>VOTED</u>	<u>PERCENT TURNOUT</u>
Webster				
	31	767	624	81.4
	32	729	585	80.2
	33	644	534	82.9
	34	370	287	77.6
	35	401	337	84.0
	36	567	449	79.2
	37	980	798	81.4
	38	811	613	75.6
	39	565	470	83.2
	40	941	758	80.6
	41	789	623	79.0
	42	575	470	81.7
	43	491	377	76.8
Webster		<u>28,397</u>	<u>22,673</u>	<u>79.8</u>
Wheatland				
	1	574	449	78.2
	2	586	451	77.0
	3	735	570	77.6
	4	610	471	77.2
	5	675	520	77.0
Wheatland		<u>3,180</u>	<u>2,461</u>	<u>77.4</u>
TOWNS		<u>339,712</u>	<u>264,528</u>	<u>77.9</u>
GRAND TOTAL:		<u><u>437,858</u></u>	<u><u>336,447</u></u>	<u><u>76.8</u></u>

PARTY ENROLLMENT BY AGE



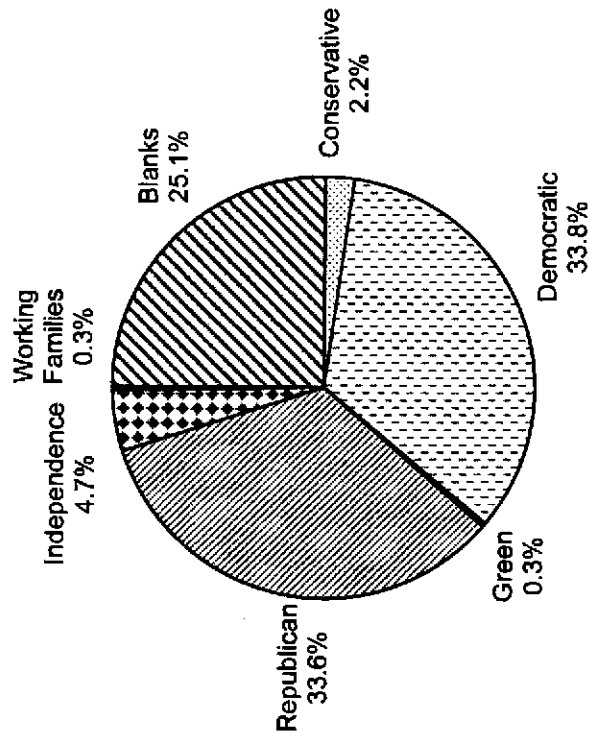
Voter Registration

for 1995 - 2012 General Elections

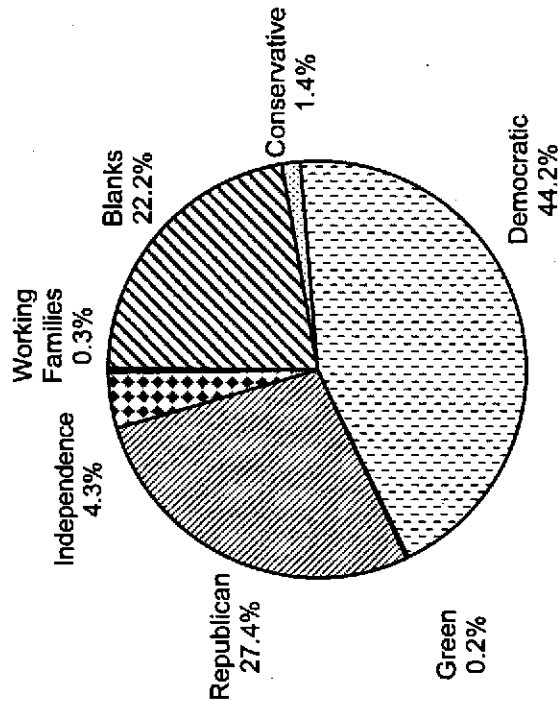


PROFILE OF PARTY ENROLLMENTS

By Gender



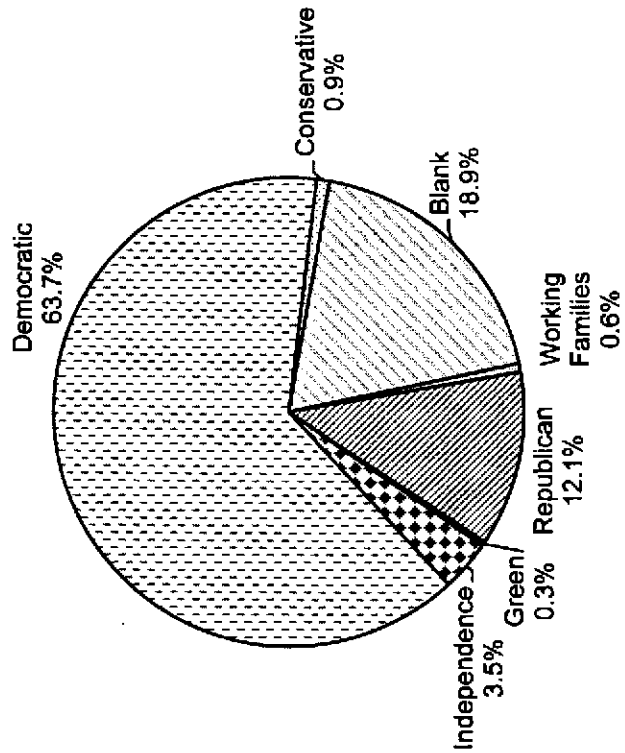
Male



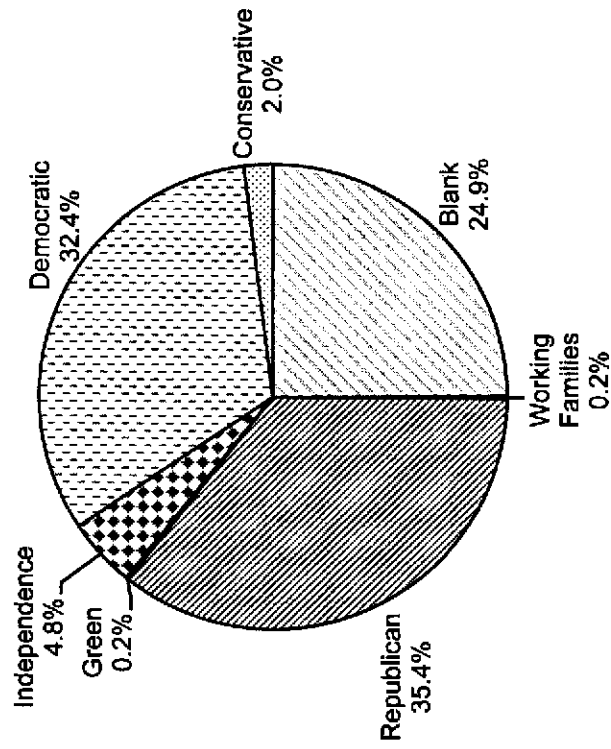
Female

PROFILE OF PARTY ENROLLMENTS

By Location

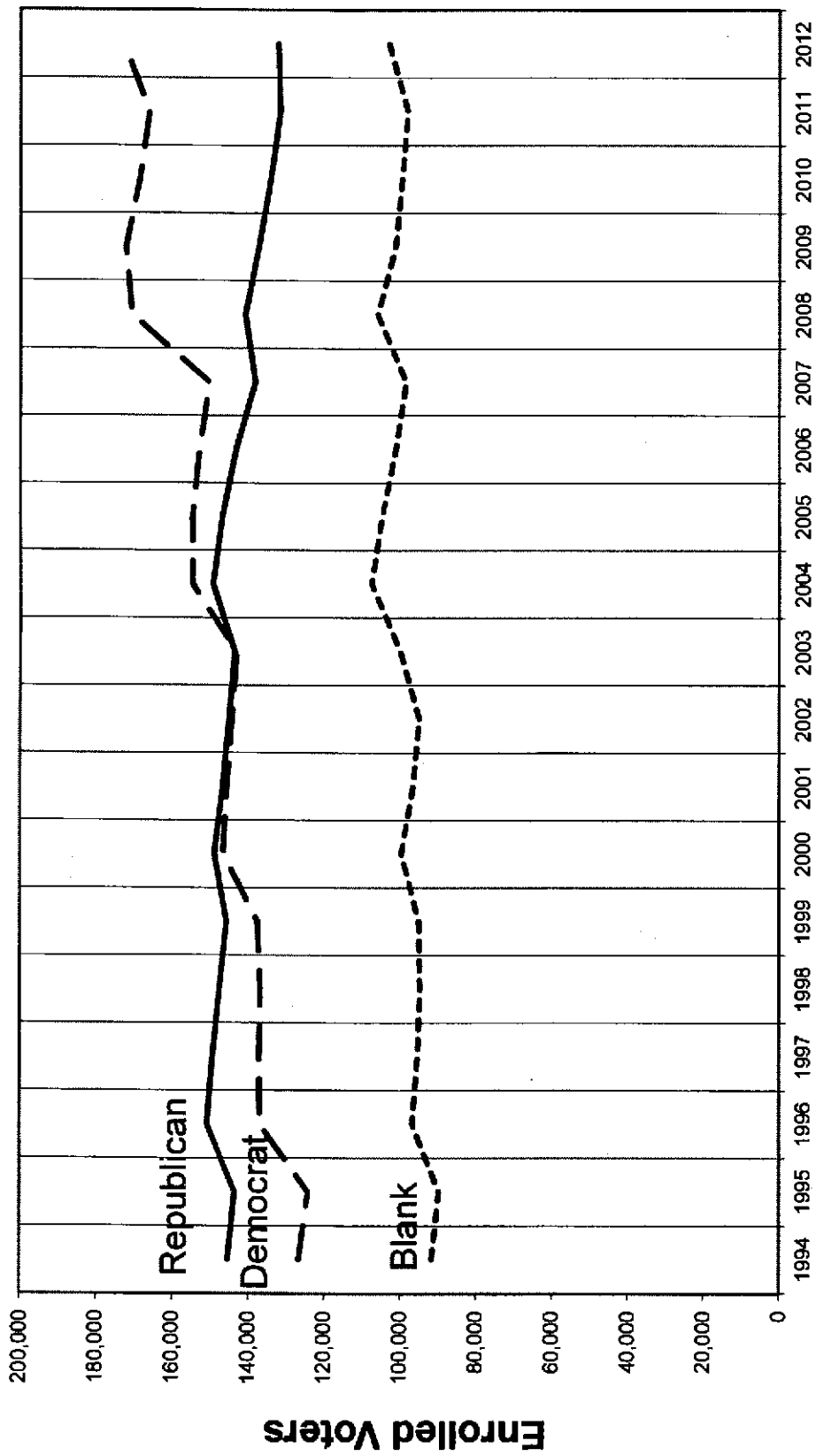


CITY



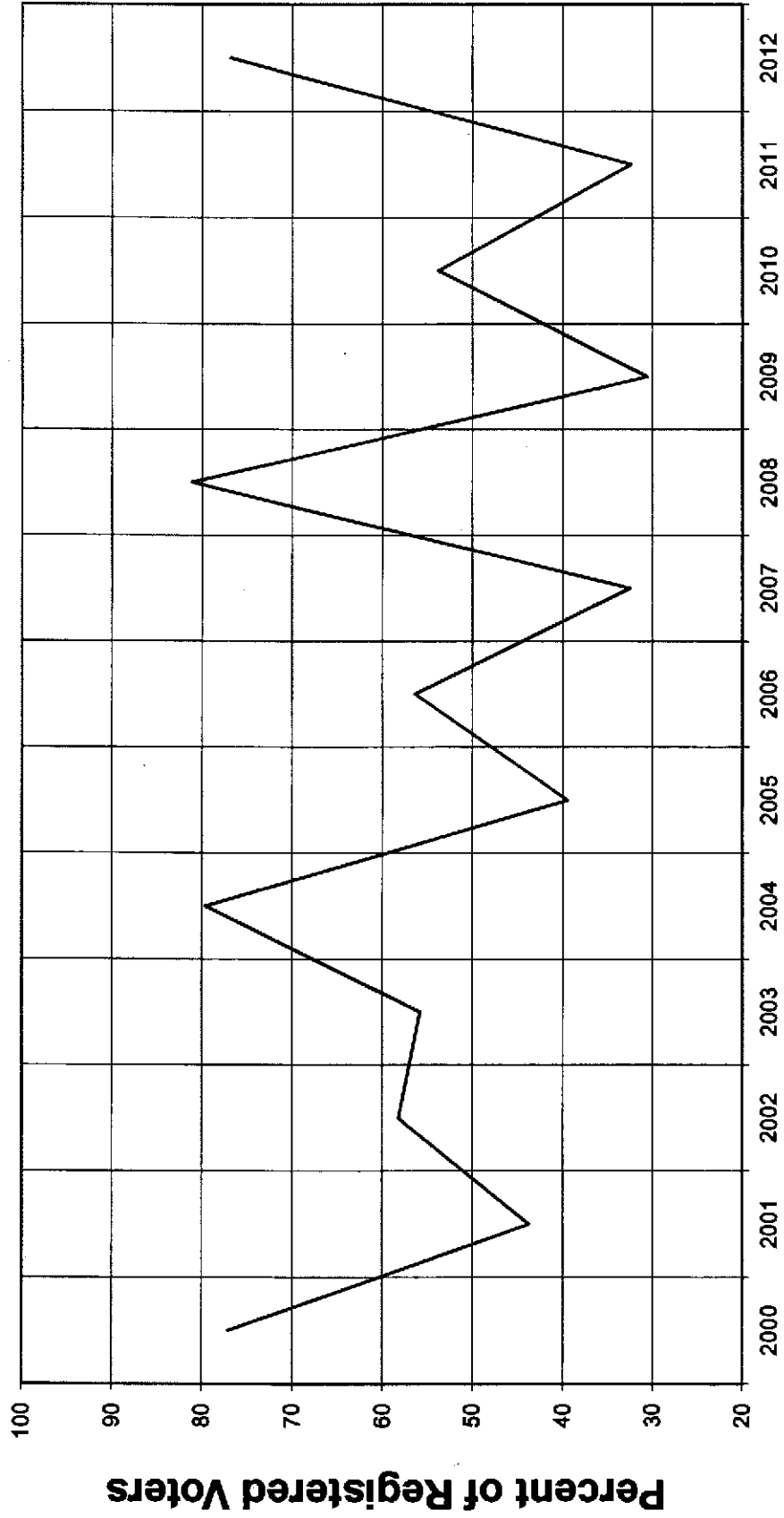
TOWNS

Party Enrollment Trends



Fall Enrollment

Voter Turnout for General Election 2000 Through 2012



VOTER TURNOUT HISTORY

Year	Registered Voters	Number Voting	Turnout
2012	437,858	336,447	76.8%
2011	423,833	137,514	32.4%
2010	428,736	233,802	54.5%
2009	436,090	133,427	30.6%
2008	442,771	359,083	81.1%
2007	409,701	132,973	32.5%
2006	419,368	236,477	56.4%
2005	428,643	169,183	39.5%
2004	433,210	344,860	79.6%
2003	405,192	226,044	55.8%
2002	407,664	236,691	58.1%
2001	411,870	180,140	43.7%
2000	418,041	322,394	77.1%
1999	398,605	156,007	39.1%
1998	398,749	243,338	61.0%
1997	400,304	175,945	44.0%
1996	401,311	313,531	78.1%
1995	370,380	162,805	44.0%
1994	375,974	260,831	69.4%
1993	372,647	171,732	46.1%
1992	386,447	344,009	89.0%
1991	332,460	236,403	71.1%
1990	339,430	226,634	66.8%
1989	347,479	184,047	53.0%
1988	370,663	314,046	84.7%
1987	329,156	215,370	65.4%
1986	339,971	230,498	67.8%
1985	353,149	154,123	43.6%
1984	380,186	320,191	84.2%
1983	348,622	225,376	64.6%
1982	340,165	256,092	75.3%
1981	329,075	194,989	59.3%
1980	349,265	310,042	88.8%
1979	307,673	219,752	71.4%
1978	316,152	222,064	70.2%
1977	326,078	207,501	63.6%
1976	344,627	306,650	89.0%
1975	311,831	233,826	75.0%