



MONROE COUNTY BOARD OF ELECTIONS

435 SMITH STREET • ROCHESTER, NEW YORK 14608 • (585) 753-1550
TTD# 753-1544

JACKIE ORTIZ
COMMISSIONER

PETER D ELDER
COMMISSIONER

NATALIE SHEPPARD
DEPUTY COMMISSIONER

DAVID W REILICH
DEPUTY COMMISSIONER

OFFICIAL CANVASS OF THE BOARD OF CANVASSERS OF THE COUNTY OF MONROE

www.monroecounty.gov/elections

IN RELATION TO THE VOTES GIVEN AT THE **VILLAGE ELECTIONS** HELD ON THE EIGHTEENTH DAY OF MARCH, THE **VILLAGE ELECTIONS** HELD ON THE SEVENTEENTH DAY OF JUNE, THE **PRIMARY ELECTION** HELD ON THE TWENTY-FOURTH DAY OF JUNE, AND THE **GENERAL ELECTION** HELD IN SAID COUNTY ON THE FOURTH DAY OF NOVEMBER.

2025

CONTENTS

Canvass of Village Election Results	3
Canvass of June Primary Election Results.....	5
Canvass of General Election Results	7
Seventh Judicial District Results by County	16
Listing of Party Abbreviations Appearing in Canvass	17
Text of Ballot Proposals Submitted to Voters	17
Party Enrollment Graph	18

June 24, 2025 Primary Election Results:

Democratic – Mayor	19
Democratic – Member of City Council – At Large	25
Democratic – Commissioner of Schools.....	37
Democratic – Brighton Member of Town Council.....	43
Republican – County Legislator – 3 rd District	45
Republican – Wheatland Member of Town Council	46
Republican – Member of County Committee – Penfield, ED 7	47
Republican – Member of County Committee – Wheatland, ED 4	48

November 4, 2025 General Election Results:

Sheriff	49
County Legislator 3 rd District	70
County Legislator 12 th District	71
Mayor	72
Member of City Council – At Large.....	78
Commissioner of Schools	90
Brighton Town Offices	96
Chili Town Offices	102
Clarkson Town Offices	105
Gates Town Offices	109
Greece Town Offices	111
Hamlin Town Offices	123
Henrietta Town Offices.....	126
Irondequoit Town Offices.....	128
Mendon Town Offices	132
Ogden Town Offices.....	137
Parma Town Offices	140
Penfield Town Offices	144
Perinton Town Offices	150
Pittsford Town Offices.....	156
Riga Town Offices	158
Rush Town Offices	162
Sweden Town Offices.....	164
Webster Town Offices	167

Wheatland Town Offices 171

East Rochester Village Offices 174

State Supreme Court Justice – 7th Judicial District..... 175

Family Court Judge..... 196

Town Justices..... 217

State Proposal One, An Amendment –

 To Allow Olympic Sports Complex in Essex County on State Forest Preserve Land..... 237

Town of Ogden Resolution –

 To Change the Term of Office of Ogden Town Supervisor..... 258

Voter Turnout – 2025 General Election 259

Party Enrollment by Age 277

Voter Registration 2005 – 2025 278

Party Enrollment by Gender 279

Party Enrollment by Location 280

Party Enrollment Trends 281

Voter Turnout General Elections 2011 – 2025 282

Voter Turnout History..... 283

CANVASS OF VILLAGE ELECTION RESULTS

We, Jackie Ortiz and Peter D Elder, Board of Elections in the County of Monroe, having canvassed the votes cast at the following elections, do hereby certify that the following candidates received the votes set opposite their names:

March 18, 2025

CHURCHVILLE VILLAGE TRUSTEE (VOTE FOR 2)

Lighthouse, Julie L Michalko	24 Votes
AANY, Scott Cullen	27 Votes

HONEOYE FALLS VILLAGE MAYOR

Involved Citizens, Richard B Milne	112 Votes
------------------------------------	-----------

HONEOYE FALLS VILLAGE TRUSTEE (VOTE FOR 2)

Voice of the Village, Jacqueline S Main	112 Votes
Village Life, Will Wagner	117 Votes

PITTSFORD VILLAGE MAYOR

Democratic-Friends of Pittsford Village United, Alys S Plummer	258 Votes
Village Vision, Lisa A Cove	257 Votes

PITTSFORD VILLAGE TRUSTEE (VOTE FOR 2)

Democratic-Friends of Pittsford Village United, Carolina Torres	244 Votes
Democratic-Friends of Pittsford Village United, David Wilkes	268 Votes
Village Vision, John P Limbeck	257 Votes
Village Vision, Lili Lanphear	251 Votes

SCOTTSVILLE VILLAGE TRUSTEE - 3 YEAR TERM

Write-In, Charla Domina	19 Votes
-------------------------	----------

SPENCERPORT VILLAGE MAYOR

Village 1st, Gary Penders	47 Votes
---------------------------	----------

SPENCERPORT VILLAGE TRUSTEE

People, Charles R Hopson	42 Votes
Worken 4 U, Raymond C Kuntz, Jr	40 Votes

June 17, 2025

BROCKPORT VILLAGE MAYOR

Brockport Proud, Annie M Crane	305 Votes
Better Brockport, Ben Reed	535 Votes

BROCKPORT VILLAGE TRUSTEE (VOTE FOR 2)

Brockport Proud, Brittany R Profit-Rheinwald	305 Votes
Brockport Proud, Bob J Leseur	303 Votes
Better Brockport, Wendy Dunham	521 Votes
Better Brockport, Don Roberts	538 Votes

WEBSTER VILLAGE MAYOR

Republican, Darrell D Byerts	50 Votes
------------------------------	----------

WEBSTER VILLAGE TRUSTEE (VOTE FOR 2)

Republican, Karl J Laurer	45 Votes
Republican, Gerard Ippolito, Jr	43 Votes

CANVASS OF PRIMARY ELECTION RESULTS

We, Jackie Ortiz and Peter D Elder, Board of Election on the County of Monroe, having canvassed the votes cast at the June Primary Election held in this state on the 24th day of June, 2025, do hereby certify that the following candidates received the votes set opposite their names:

DEMOCRATIC PARTY

MAYOR

Mary Lupien	4,570 Votes
Shashi Ranjan Sinha	1,362 Votes
Malik D Evans	7,854 Votes

MEMBER OF CITY COUNCIL - AT LARGE (VOTE FOR 5)

Stanley Martin	6,358 Votes
Victor H Sanchez	4,110 Votes
Clifford A Florence, Jr	2,162 Votes
Kevin Stewart	4,657 Votes
Kelly Cheatle	4,089 Votes
Luis Aponte	1,658 Votes
Miguel A Melendez, Jr	5,914 Votes
Ann C Lewis	2,914 Votes
Lashunda C Leslie-Smith	5,856 Votes
Josie T McClary	4,266 Votes
Chiara "Kee Kee" Smith	5,336 Votes
Mitch Gruber	5,851 Votes
Miquel Powell	1,617 Votes
Tonya Noel Stevens	1,554 Votes
Niner M Davis	3,323 Votes

COMMISSIONER OF SCHOOLS (VOTE FOR 3)

Kareem McCullough	8,569 Votes
Vince Felder	4,862 Votes
Camille A Simmons	9,145 Votes
Heather Feinman	6,428 Votes

BRIGHTON MEMBER OF TOWN COUNCIL (VOTE FOR 2)

Christine E Corrado	2,489 Votes
Robin R Wilt	1,476 Votes
Clara Sanguinetti	2,291 Votes

REPUBLICAN PARTY

COUNTY LEGISLATOR - 3RD DISTRICT

Scott A Hand	429 Votes
Jack A Merritt	232 Votes

WHEATLAND MEMBER OF TOWN COUNCIL (VOTE FOR 2)

Steven T Call	162 Votes
Timothy Davis	159 Votes
Joseph Snyder	133 Votes

MEMBER OF COUNTY COMMITTEE - PENFIELD, ELECTION DISTRICT 7 (VOTE FOR 4)

Diane Gibson	2 Votes
Anthony T Gibson	2 Votes
Grant M Kirk	0 Votes
David A Hildreth	2 Votes
Robert F Ockenden	2 Votes

MEMBER OF COUNTY COMMITTEE - WHEATLAND, ELECTION DISTRICT 4 (VOTE FOR 4)

Chad J Lewis	30 Votes
Corey R Ingham	37 Votes
Betsy T Musshafen	24 Votes
Amy Jay Kosinski	3 Votes
Cassandra L Merritt	10 Votes
Laurie B Czapranski	37 Votes
Michael C Balonek	8 Votes

CANVASS OF GENERAL ELECTION RESULTS

We, Jackie Ortiz and Peter D Elder, Board of Election on the County of Monroe, having canvassed the votes cast at the November General Election held in this state on the 4th day of November, 2025, do hereby certify that the following candidates received the votes set opposite their names:

SHERIFF

Democratic-Conservative, Todd K Baxter	130,281 Votes
--	---------------

COUNTY LEGISLATOR - 3RD DISTRICT

Democratic-Working Families, Marvin Stepherson	2,772 Votes
Republican-Conservative, Scott A Hand	2,748 Votes

COUNTY LEGISLATOR - 12TH DISTRICT

Democratic, Nazish N Jeffery	1,857 Votes
Republican, Leslie Schildt	1,010 Votes
Conservative-Westside First, Deborah Campanella	1,393 Votes

MAYOR

Democratic, Malik D Evans	19,192 Votes
Conservative, Louis Sabo	2,803 Votes

MEMBER OF CITY COUNCIL AT LARGE (VOTE FOR 5)

Democratic-Working Families, Stanley Martin	16,603 Votes
Democratic, Miguel A Melendez, Jr	14,690 Votes
Democratic, Lashunda C Leslie-Smith	14,692 Votes
Democratic-Working Families, Chiara "Kee Kee" Smith	17,282 Votes
Democratic, Mitch Gruber	15,494 Votes
Conservative, Marcus C Williams	3,312 Votes
Working Families, Victor H Sanchez	5,317 Votes
Working Families, Kelly Cheatle	5,249 Votes
Green, David Sutliff-Atias	2,782 Votes

COMMISSIONER OF SCHOOLS (VOTE FOR 3)

Democratic-Working Families, Kareem McCullough	18,823 Votes
Democratic-Working Families, Camille A Simmons	18,688 Votes
Democratic, Heather Feinman	16,647 Votes

BRIGHTON TOWN SUPERVISOR

Democratic, William W Moehle	7,214 Votes
------------------------------	-------------

BRIGHTON TOWN CLERK

Democratic, Daniel E Aman 7,693 Votes

BRIGHTON MEMBER OF TOWN COUNCIL (VOTE FOR 2)

Democratic, Christine E Corrado 6,537 Votes

Democratic, Clara Sanguinetti 6,599 Votes

Working Families, Robin R Wilt 2,173 Votes

CHILI TOWN SUPERVISOR

Republican-Conservative, David J Dunning 4,170 Votes

CHILI TOWN CLERK

Republican-Conservative, Virginia L Ignatowski 4,353 Votes

CHILI MEMBER OF TOWN COUNCIL (VOTE FOR 2)

Republican-Conservative, Mark L DeCory 4,063 Votes

Republican-Conservative, Tracy A DiFlorio 4,171 Votes

CLARKSON TOWN SUPERVISOR

Republican-Conservative, Ursula M Liotta 707 Votes

CLARKSON MEMBER OF TOWN COUNCIL (VOTE FOR 2)

Republican-Conservative, David M Howlett 711 Votes

Republican-Conservative, Kathy K Delorme 692 Votes

CLARKSON MEMBER OF TOWN COUNCIL - 2 YEAR TERM

Republican, Tom Guarino 651 Votes

CLARKSON SUPERINTENDENT OF HIGHWAYS

Republican-Conservative, Robert M Viscardi 712 Votes

GATES TOWN SUPERVISOR

Republican-Conservative, Cosmo Giunta 3,391 Votes

GATES MEMBER OF TOWN COUNCIL (VOTE FOR 2)

Democratic, Kristin M Zava 2,307 Votes

Democratic, Amanda W McGinnis 2,279 Votes

Republican-Conservative, Lee Cordero 2,353 Votes

Republican-Conservative, Andrew Loughlin 2,393 Votes

GREECE TOWN SUPERVISOR

Democratic-Conservative, Jeffery L McCann 11,116 Votes
Republican, Bill Murphy 7,871 Votes

GREECE MEMBER OF TOWN COUNCIL - WARD 1

Republican-Conservative, David DiPonzio 2,898 Votes

GREECE MEMBER OF TOWN COUNCIL - WARD 2

Democratic, Jim Leary 2,363 Votes
Republican-Conservative, Spencer Bernard 2,408 Votes

GREECE MEMBER OF TOWN COUNCIL - WARD 3

Democratic-Working Families, Amorette A Miller 2,242 Votes
Republican-Conservative, Michael Bloomer 2,018 Votes

GREECE MEMBER OF TOWN COUNCIL - WARD 4

Republican-Conservative, Rick Antelli, Jr 4,258 Votes

GREECE RECEIVER OF TAXES

Republican-Conservative, Andrew Conlon 14,061 Votes

HAMLIN TOWN SUPERVISOR

Republican-Conservative, Steven J Baase 979 Votes

HAMLIN MEMBER OF TOWN COUNCIL (VOTE FOR 2)

Democratic, Sharon S Steigerwald 501 Votes
Democratic, Steve Klafehn 478 Votes
Republican-Conservative, Jennifer M Goodrich Voelkl 737 Votes
Republican-Conservative, Ricky D Wright 741 Votes

HAMLIN SUPERINTENDENT OF HIGHWAYS

Republican-Conservative, Michael E German 1,002 Votes

HENRIETTA TOWN SUPERVISOR

Democratic, Stephen L Schultz 6,052 Votes
Republican-Conservative, Corey Brown 2,574 Votes

HENRIETTA MEMBER OF TOWN COUNCIL (VOTE FOR 2)

Democratic, Millie Sefranek	5,406 Votes
Democratic, Kristina J Owens	5,394 Votes
Republican-Conservative, Patrick Herman	3,077 Votes
Republican-Conservative, Timothy Ochs	3,119 Votes

IRONDEQUOIT TOWN SUPERVISOR

Democratic, John Perticone	8,409 Votes
Republican, Anthony Costanza	3,779 Votes

IRONDEQUOIT MEMBER OF TOWN COUNCIL (VOTE FOR 2)

Democratic-Working Families, Ann E Cunningham	8,264 Votes
Democratic, Peter R Wehner	7,983 Votes
Republican-Conservative, Lisa Barrett	4,343 Votes
Republican-Conservative, Michael Voigt	4,108 Votes

MENDON TOWN SUPERVISOR

Democratic, Joe Alati	1,700 Votes
Republican-Conservative, Brent Rosiek	1,477 Votes

MENDON TOWN CLERK

Republican-Conservative, Michelle Booth	2,279 Votes
---	-------------

MENDON MEMBER OF TOWN COUNCIL (VOTE FOR 2)

Democratic, Tanner A Cheek	1,727 Votes
Democratic, Rebecca L Kreuzer	1,568 Votes
Republican-Conservative, Danielle Liberatore	1,485 Votes
Republican-Conservative, David Smith	1,487 Votes

MENDON MEMBER OF TOWN COUNCIL - 2 YEAR TERM

Republican-Conservative, Thomas G Voorhees	2,248 Votes
--	-------------

MENDON SUPERINTENDENT OF HIGHWAYS

Republican-Conservative, Peter Doyle	2,244 Votes
--------------------------------------	-------------

OGDEN TOWN SUPERVISOR

Republican-Conservative, Michael T Zale	3,170 Votes
---	-------------

OGDEN MEMBER OF TOWN COUNCIL (VOTE FOR 2)

Democratic, Linda S Gibbardo	1,664 Votes
Democratic, Jaime J Erskine-Pettit	1,572 Votes
Republican-Conservative, Steven G Toms	2,394 Votes
Republican-Conservative, Joshua M Hinman	2,385 Votes

OGDEN SUPERINTENDENT OF HIGHWAYS

Republican-Conservative, Douglas J Case	3,187 Votes
---	-------------

PARMA TOWN SUPERVISOR

Republican-Conservative, Dave Ciufu	1,779 Votes
-------------------------------------	-------------

PARMA TOWN CLERK

Republican-Conservative, Carrie Fracassi	1,844 Votes
--	-------------

PARMA MEMBER OF TOWN COUNCIL (VOTE FOR 2)

Republican-Conservative, Daryl Maslanka	1,772 Votes
Republican-Conservative, Mike Zillioux	1,752 Votes

PARMA SUPERINTENDENT OF HIGHWAYS

Republican-Conservative, Jim Christ	1,837 Votes
-------------------------------------	-------------

PENFIELD TOWN SUPERVISOR

Democratic-Working Families, Kevin D Berry	5,664 Votes
Republican-Conservative, Jeffrey N Leenhouts	4,602 Votes

PENFIELD TOWN CLERK

Republican-Conservative, Amy M Steklof	7,056 Votes
--	-------------

PENFIELD MEMBER OF TOWN COUNCIL (VOTE FOR 2)

Democratic-Working Families, Bill Lang	5,852 Votes
Democratic-Working Families, Jon P Getz	5,710 Votes
Republican-Conservative, Candace M Lee	4,415 Votes
Republican-Conservative, Robert F Ockenden	4,382 Votes

PERINTON TOWN SUPERVISOR

Democratic-Working Families, Jennifer M Townsend	8,176 Votes
Republican-Conservative, Ciaran Hanna	6,607 Votes

PERINTON TOWN CLERK

Democratic-Working Families, Andrew G Gilchrist	7,982 Votes
Republican-Conservative, Janelle Reed	6,726 Votes

PERINTON MEMBER OF TOWN COUNCIL (VOTE FOR 2)

Democratic-Working Families, Emily E Mischler	8,767 Votes
Democratic, David M Masterson	8,362 Votes
Republican-Conservative, David Belaskas	6,188 Votes
Republican-Conservative, Mike Cialini	5,839 Votes

PITTSFORD TOWN SUPERVISOR

Democratic-Working Families, Cathy Koshykar	4,946 Votes
Republican-Conservative, William A Smith, Jr	5,322 Votes

PITTSFORD MEMBER OF TOWN COUNCIL (VOTE FOR 2)

Democratic-Working Families, Michael E Arcuri	5,471 Votes
Democratic-Working Families, Cha Ron Sattler-Leblanc	5,136 Votes
Republican-Conservative, Kim K Taylor	5,043 Votes
Republican-Conservative, Scott E Wallman	4,705 Votes

RIGA TOWN SUPERVISOR

Republican-Conservative, Brad Obrocta	1,269 Votes
---------------------------------------	-------------

RIGA TOWN CLERK

Republican-Conservative, Kimberly Pape	1,303 Votes
--	-------------

RIGA MEMBER OF TOWN COUNCIL (VOTE FOR 2)

Republican-Conservative, Christopher Vossler	1,252 Votes
Republican-Conservative, James M Fodge	1,235 Votes

RIGA SUPERINTENDENT OF HIGHWAYS

Republican-Conservative, Stephen Flagler	1,293 Votes
--	-------------

RUSH TOWN SUPERVISOR

Democratic-Rush Neighbors Together, Lee Hankins	812 Votes
Republican-Conservative, Daniel V Woolaver	589 Votes

RUSH MEMBER OF TOWN COUNCIL (VOTE FOR 2)

Democratic-Rush Neighbors Together, Marianne Rizzo	747 Votes
Democratic-Rush Neighbors Together, David McGlashon	724 Votes
Republican-Conservative, Jeffrey M Koppers	613 Votes
Republican-Conservative, Daniel J Chase	702 Votes

SWEDEN TOWN SUPERVISOR

Republican-Conservative, Patricia Hayles	1,259 Votes
--	-------------

SWEDEN TOWN CLERK

Republican-Conservative, Karen M Sweeting	1,353 Votes
---	-------------

SWEDEN MEMBER OF TOWN COUNCIL (VOTE FOR 2)

Democratic, Rory G Schnurr	916 Votes
Republican-Conservative, Scott E Maar	1,055 Votes
Republican-Conservative, Gary J Sullivan	1,129 Votes

WEBSTER TOWN SUPERVISOR

Democratic-Working Families, Alex Scialdone	5,521 Votes
Republican-Conservative, Sean T Hanna	5,456 Votes

WEBSTER MEMBER OF TOWN COUNCIL (VOTE FOR 2)

Democratic-Working Families, Garrett J Wagner	5,589 Votes
Democratic-Working Families, Nick Hunter	5,568 Votes
Republican-Conservative, Ginny Nguyen	5,409 Votes
Republican-Conservative, Chris Brown	5,075 Votes

WHEATLAND TOWN SUPERVISOR

Republican-Conservative, Jim Kirch	949 Votes
------------------------------------	-----------

WHEATLAND MEMBER OF TOWN COUNCIL (VOTE FOR 2)

Republican, Steven T Call	624 Votes
Republican-Conservative, Timothy Davis	776 Votes
Conservative, Joseph Snyder	537 Votes

WHEATLAND SUPERINTENDENT OF HIGHWAYS

Republican-Conservative, Brian Turner	969 Votes
---------------------------------------	-----------

EAST ROCHESTER VILLAGE TRUSTEE (VOTE FOR 2)

Democratic-We Are ER, Melissa Greco-Lopes	725 Votes
Democratic-We Are ER, Nicole M Walton	725 Votes
Republican-Conservative, Ted Conners	604 Votes
Republican-Conservative, Kelley L Swagler	607 Votes

STATE SUPREME COURT JUSTICE - 7TH JUDICIAL DISTRICT (VOTE FOR 2)

Democratic-Judicial Integrity, David Siguenza	84,578 Votes
Democratic-Judicial Integrity, Darius Lind	81,302 Votes
Republican-Conservative, Joe Dinolfo	62,945 Votes
Republican-Conservative, Kristina Kitty Karle	57,920 Votes

FAMILY COURT JUDGE

Democratic-Working Families-Judicial Integrity, Tonia M Ettinger	88,226 Votes
Republican-Conservative, Mallorie C Rulison	57,514 Votes

CHILI TOWN JUSTICE (VOTE FOR 2)

Republican-Conservative, Eric W Stowe	4,181 Votes
Republican-Conservative, Ronald G Evangelista	4,082 Votes

CLARKSON TOWN JUSTICE

Republican-Conservative, Ian E Penders	631 Votes
--	-----------

GATES TOWN JUSTICE (VOTE FOR 2)

Democratic, Sarah J Krzemien	2,276 Votes
Democratic, Autumn J Young	2,233 Votes
Republican-Conservative, Frank Cassara	2,427 Votes
Republican-Conservative, Peter P Papatelli	2,368 Votes

GREECE TOWN JUSTICE (VOTE FOR 3)

Republican-Conservative, Shannon J Pero	13,443 Votes
Republican-Conservative, Deb Crowder	13,226 Votes
Republican-Conservative, Brett C Granville	13,110 Votes

IRONDEQUOIT TOWN JUSTICE (VOTE FOR 2)

Democratic-Working Families, Alison Camp	10,053 Votes
Democratic-Working Families, Joseph J Valentino	10,414 Votes

MENDON TOWN JUSTICE

Republican-Conservative, Amanda Balling	2,238 Votes
---	-------------

OGDEN TOWN JUSTICE

Democratic, Andrew D Kleehammer 1,564 Votes
Republican-Conservative, Christopher T Mears 2,460 Votes

PENFIELD TOWN JUSTICE

Republican-Conservative, James P Mulley, Jr 6,973 Votes

PERINTON TOWN JUSTICE

Democratic-Working Families, Charles D Steinman 8,548 Votes
Republican-Conservative, Matthew Lenhard 6,048 Votes

PITTSFORD TOWN JUSTICE

Democratic-Working Families, Rich Murajda 5,555 Votes
Republican-Conservative, John E Bernacki, Jr 4,655 Votes

SWEDEN TOWN JUSTICE

Democratic-Judicial Integrity, Joann Sharp 919 Votes
Republican-Conservative, Paul G Vadas 932 Votes

WEBSTER TOWN JUSTICE

Democratic-Working Families-Judicial Integrity, Brittany LC Bonanno 5,364 Votes
Republican-Conservative, Thomas J DiSalvo 5,576 Votes

WHEATLAND TOWN JUSTICE (VOTE FOR 2)

Republican-Conservative, Nicole E Bayly 947 Votes
Republican-Conservative, Michael Smith 899 Votes

PROPOSAL ONE, AN AMENDMENT

Yes 83,441 Votes
No 49,537 Votes

RESOLUTION - TOWN OF OGDEN

Yes 1,672 Votes
No 2,222 Votes

SEVENTH JUDICIAL DISTRICT
RESULTS OF NOVEMBER 4, 2025 GENERAL ELECTION BY COUNTY

		David Siguenza	Darius Lind	Joe Dinolfo	Kristina Kitty Karle	Joe Dinolfo	Kristina Kitty Karle	David Siguenza	Darius Lind	Scattering	Blank	Void	Total Votes
		Democratic	Democratic	Republican	Republican	Conservative	Conservative	Working Families	Working Families				
Judicial District	7th												
County	Cayuga	5347	4967	5286	5041	1459	1417	328	274	17	2284	110	26530
County	Livingston	4057	3761	6019	5716	728	752	238	211	10	1902	66	23460
County	Monroe	78987	76048	45818	41482	17127	16438	5591	5254	97	12554	96	299492
County	Ontario	11046	10375	10272	10690	1894	2055	411	399	17	3063	224	50446
County	Seneca	2706	2507	2771	2658	430	448	165	148	4	1437	172	13446
County	Steuben	4382	4149	6734	6375	863	895	340	318	13	2701	112	26882
County	Wayne	4753	4390	6528	5966	1727	1664	174	136	7	1779	348	27472
County	Yates	1365	1279	1450	1383	224	235	40	41	1	394	38	6450
Total Votes by Party		112643	107476	84878	79311	24452	23904	7287	6781	166	26114	1166	474178
Total Votes by Candidate		119930	114257	109330	103215								

PARTY ABBREVIATIONS APPEARING IN CANVASS

CON	Conservative
DEM.....	Democratic
GRE.....	Green
JDI.....	Judicial Integrity
REP	Republican
RNT	Rush Neighbors Together
WES.....	West Side First
WOR.....	Working Families

TEXT OF PROPOSALS SUBMITTED TO THE VOTERS

November 4, 2025

***PROPOSAL NUMBER ONE, AN AMENDMENT
STATEWIDE***

***AN AMENDMENT TO ALLOW OLYMPIC SPORTS COMPLEX IN ESSEX COUNTY ON
STATE FOREST PRESERVE LAND***

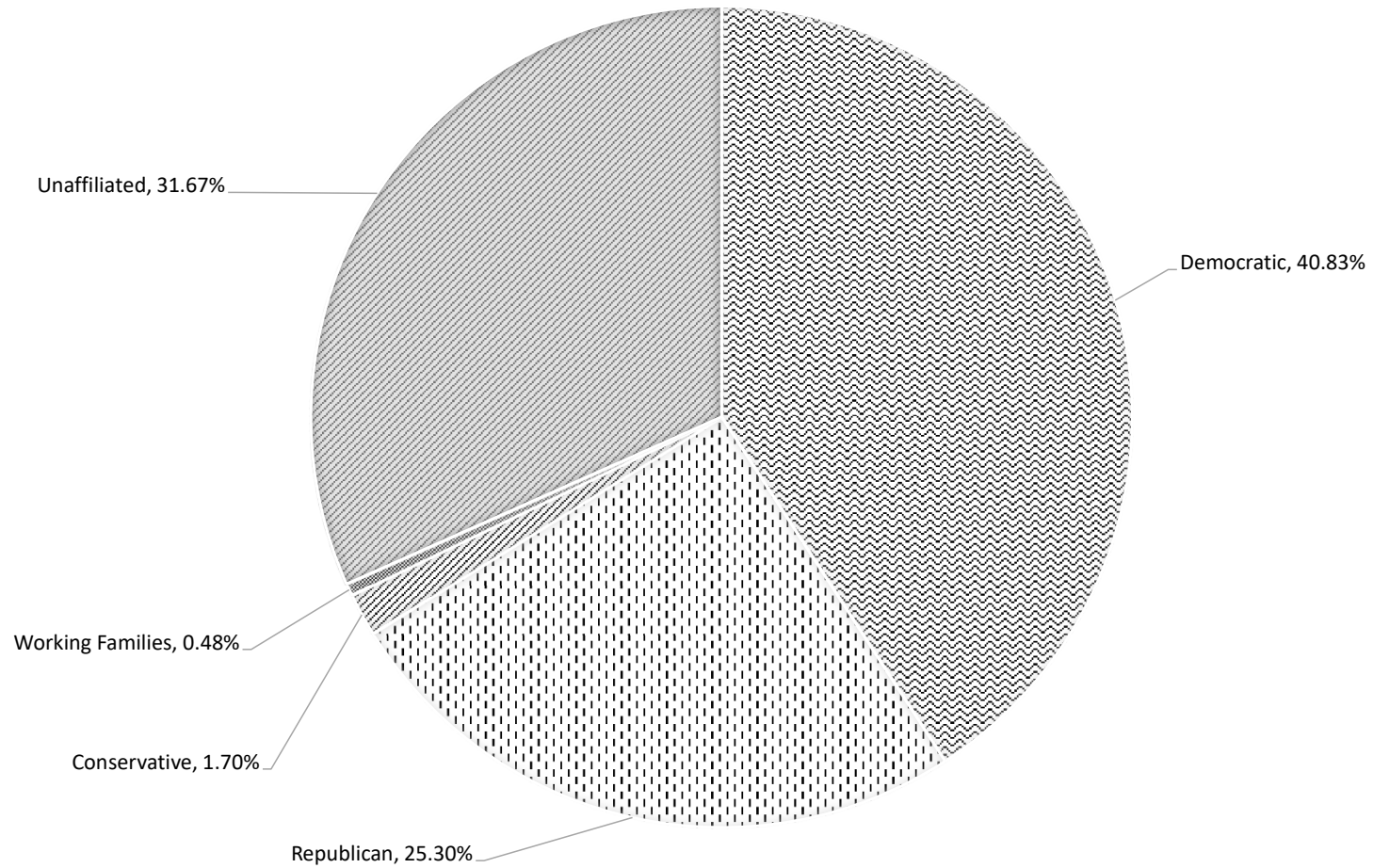
“Allows skiing and related trail facilities on state forest preserve land. The site is 1,039 acres. Requires State to add 2,500 acres of new forest land in Adirondack Park.”

***RESOLUTION
TOWN OF OGDEN***

***A RESOLUTION TO CHANGE THE TERM OF OFFICE OF OGDGEN TOWN
SUPERVISOR***

"Should the Ogden Town Supervisor’s term be changed from 2 years to 4 years?"

PROFILE OF PARTY ENROLLMENT OF ELIGIBLE VOTERS MONROE COUNTY



	DEM Mayor							
	VOTE FOR 1							
	Mary Lupien	Shashi Ranjan Sinha	Malik D Evans	Write-in Totals	Total Votes Cast	Overvotes	Undervotes	Contest Total
04001 LD 4-1	0	0	0	0	0	0	0	0
16001 LD 16-1	0	0	0	0	0	0	1	1
17001 LD 17-1	101	9	92	0	202	0	0	202
17002 LD 17-2	7	3	10	0	20	0	1	21
17003 LD 17-3	123	25	108	2	258	0	0	258
17004 LD 17-4	55	11	56	0	122	0	0	122
17005 LD 17-5	60	16	90	0	166	0	2	168
17006 LD 17-6	57	9	92	0	158	0	1	159
17007 LD 17-7	77	18	146	0	241	1	0	242
17008 LD 17-8	55	12	48	0	115	0	1	116
21001 LD 21-1	6	5	41	1	53	0	1	54
21002 LD 21-2	15	9	57	1	82	0	2	84
21003 LD 21-3	55	16	85	1	157	0	0	157
21004 LD 21-4	17	10	35	0	62	0	1	63
21005 LD 21-5	47	9	47	0	103	0	1	104
21006 LD 21-6	35	16	50	1	102	0	0	102
21007 LD 21-7	8	5	28	0	41	0	4	45
21008 LD 21-8	17	11	28	0	56	0	1	57
21009 LD 21-9	49	8	48	1	106	0	1	107
21010 LD 21-10	7	10	24	0	41	0	0	41
21011 LD 21-11	1	2	10	1	14	0	0	14
21012 LD 21-12	18	10	31	1	60	0	1	61
21013 LD 21-13	22	15	48	0	85	0	1	86
21014 LD 21-14	6	11	27	0	44	0	2	46
21015 LD 21-15	19	5	47	0	71	0	0	71
21016 LD 21-16	6	3	11	0	20	0	0	20
21017 LD 21-17	7	12	21	0	40	0	0	40
21018 LD 21-18	4	1	23	0	28	0	1	29
21019 LD 21-19	13	11	54	1	79	0	0	79
21020 LD 21-20	7	4	29	0	40	0	0	40
22001 LD 22-1	10	6	48	0	64	0	1	65

	DEM Mayor							
	VOTE FOR 1							
	Contest Total	Undervotes	Overvotes	Total Votes Cast	Write-in Totals	Malik D Evans	Shashi Ranjan Sinha	Mary Lupien
22002 LD 22-2	22	1	0	21	0	17	2	2
22003 LD 22-3	20	1	0	19	0	12	4	3
22004 LD 22-4	21	2	0	19	0	15	1	3
22005 LD 22-5	30	1	1	28	0	18	3	7
22006 LD 22-6	28	0	0	28	0	19	6	3
22007 LD 22-7	97	2	0	95	1	46	12	36
22008 LD 22-8	31	1	0	30	0	24	1	5
22009 LD 22-9	24	1	0	23	1	14	1	7
22010 LD 22-10	68	0	0	68	0	47	7	14
22011 LD 22-11	81	0	0	81	1	45	8	27
22012 LD 22-12	16	0	0	16	0	9	2	5
22013 LD 22-13	18	0	0	18	0	14	2	2
22014 LD 22-14	45	1	0	44	0	30	11	3
22015 LD 22-15	51	1	0	50	0	31	7	12
22016 LD 22-16	27	0	0	27	0	22	5	0
22017 LD 22-17	40	0	0	40	0	30	5	5
22018 LD 22-18	20	2	0	18	0	11	5	2
22019 LD 22-19	46	0	0	46	0	31	9	6
22020 LD 22-20	46	0	0	46	0	38	5	3
22021 LD 22-21	21	2	0	19	0	14	3	2
22022 LD 22-22	37	0	0	37	0	28	4	5
22023 LD 22-23	32	0	0	32	0	9	1	22
22024 LD 22-24	41	0	0	41	1	13	4	23
23001 LD 23-1	253	1	0	252	0	126	23	103
23002 LD 23-2	192	1	0	191	0	58	21	112
23003 LD 23-3	352	1	0	351	1	125	47	178
23004 LD 23-4	151	0	0	151	0	83	11	57
23005 LD 23-5	2	0	0	2	0	1	0	1
23006 LD 23-6	116	0	0	116	0	46	9	61
23007 LD 23-7	176	1	1	174	1	69	8	96
23008 LD 23-8	249	0	0	249	0	108	23	118
23009 LD 23-9	174	0	0	174	0	87	15	72

	DEM Mayor							
	VOTE FOR 1							
	Mary Lupien	Shashi Ranjan Sinha	Malik D Evans	Write-in Totals	Total Votes Cast	Overvotes	Undervotes	Contest Total
23010 LD 23-10	45	6	118	0	169	0	0	169
23011 LD 23-11	130	28	100	1	259	0	2	261
23012 LD 23-12	82	26	216	1	325	0	0	325
23013 LD 23-13	35	6	44	0	85	0	0	85
23014 LD 23-14	87	7	74	0	168	0	0	168
23015 LD 23-15	50	3	29	0	82	0	2	84
23016 LD 23-16	63	5	36	0	104	0	1	105
23017 LD 23-17	63	10	35	0	108	0	0	108
23018 LD 23-18	86	6	25	0	117	0	1	118
23019 LD 23-19	19	7	26	0	52	0	0	52
24001 LD 24-1	70	19	125	0	214	0	0	214
24002 LD 24-2	47	3	121	0	171	0	0	171
24003 LD 24-3	69	8	58	0	135	0	0	135
24004 LD 24-4	2	0	0	0	2	0	0	2
24005 LD 24-5	41	10	54	0	105	0	0	105
24006 LD 24-6	40	3	36	0	79	0	0	79
24007 LD 24-7	26	9	26	0	61	0	0	61
24008 LD 24-8	40	5	23	0	68	0	0	68
24009 LD 24-9	8	6	13	0	27	0	0	27
24010 LD 24-10	4	5	13	0	22	0	0	22
24011 LD 24-11	4	0	14	0	18	1	1	20
24012 LD 24-12	74	9	36	1	120	0	0	120
24013 LD 24-13	79	6	47	0	132	0	0	132
24014 LD 24-14	46	2	33	0	81	0	0	81
24015 LD 24-15	49	1	28	0	78	1	0	79
24016 LD 24-16	24	2	8	0	34	0	0	34
24017 LD 24-17	59	1	14	0	74	0	1	75
24018 LD 24-18	36	1	15	0	52	1	0	53
24019 LD 24-19	25	4	29	0	58	0	0	58
25001 LD 25-1	30	13	77	1	121	0	0	121
25002 LD 25-2	18	6	46	1	71	0	1	72
25003 LD 25-3	33	10	80	0	123	0	1	124

	DEM Mayor							
	VOTE FOR 1							
	Mary Lupien	Shashi Ranjan Sinha	Malik D Evans	Write-in Totals	Total Votes Cast	Overvotes	Undervotes	Contest Total
25004 LD 25-4	15	4	33	1	53	2	2	57
25005 LD 25-5	44	17	105	0	166	1	2	169
25006 LD 25-6	18	3	22	0	43	0	1	44
25007 LD 25-7	12	5	47	0	64	0	0	64
25008 LD 25-8	30	18	69	1	118	0	0	118
25009 LD 25-9	3	0	0	0	3	0	0	3
25010 LD 25-10	28	9	45	0	82	0	0	82
25011 LD 25-11	24	9	81	1	115	0	1	116
25012 LD 25-12	0	2	16	1	19	2	1	22
25013 LD 25-13	26	10	75	0	111	0	2	113
25014 LD 25-14	0	0	3	0	3	0	0	3
25015 LD 25-15	8	4	44	0	56	0	0	56
25016 LD 25-16	14	2	26	0	42	0	0	42
25017 LD 25-17	41	11	61	1	114	0	0	114
25018 LD 25-18	0	0	2	0	2	0	0	2
26001 LD 26-1	27	10	48	0	85	0	0	85
26002 LD 26-2	29	12	61	2	104	0	1	105
26003 LD 26-3	21	23	71	1	116	0	2	118
26004 LD 26-4	19	5	36	0	60	0	0	60
26005 LD 26-5	0	0	0	0	0	0	0	0
26006 LD 26-6	11	6	34	0	51	1	0	52
26007 LD 26-7	28	6	39	0	73	0	2	75
26008 LD 26-8	16	10	34	0	60	0	2	62
26009 LD 26-9	8	10	21	0	39	0	0	39
26010 LD 26-10	37	19	64	1	121	0	0	121
26011 LD 26-11	27	11	68	0	106	0	4	110
26012 LD 26-12	20	5	19	0	44	0	0	44
27001 LD 27-1	56	27	120	2	205	0	2	207
27002 LD 27-2	24	14	98	5	141	1	1	143
27003 LD 27-3	46	18	99	1	164	1	0	165
27004 LD 27-4	46	17	142	4	209	0	2	211
27005 LD 27-5	78	33	252	2	365	0	4	369

	DEM Mayor							
	VOTE FOR 1							
	Contest Total	Undervotes	Overvotes	Total Votes Cast	Write-in Totals	Malik D Evans	Shashi Ranjan Sinha	Mary Lupien
27006 LD 27-6	87	2	1	84	0	61	10	13
27007 LD 27-7	64	2	0	62	0	50	1	11
27008 LD 27-8	54	1	0	53	2	44	4	3
27009 LD 27-9	257	2	0	255	1	174	24	56
27010 LD 27-10	0	0	0	0	0	0	0	0
27011 LD 27-11	222	3	0	219	3	142	15	59
28001 LD 28-1	21	1	0	20	1	14	2	3
28002 LD 28-2	35	0	0	35	0	23	7	5
28003 LD 28-3	106	2	1	103	1	76	10	16
28004 LD 28-4	51	0	0	51	0	38	4	9
28005 LD 28-5	64	1	0	63	1	42	12	8
28006 LD 28-6	42	1	0	41	0	28	7	6
28007 LD 28-7	19	2	0	17	0	14	1	2
28008 LD 28-8	29	0	0	29	0	22	4	3
28009 LD 28-9	41	0	0	41	0	27	3	11
28010 LD 28-10	22	0	0	22	1	13	4	4
28011 LD 28-11	33	0	0	33	1	20	6	6
28012 LD 28-12	37	0	0	37	0	24	6	7
28013 LD 28-13	153	0	0	153	5	118	14	16
28014 LD 28-14	45	0	0	45	0	32	7	6
28015 LD 28-15	23	0	0	23	0	14	2	7
29001 LD 29-1	133	2	1	130	0	94	18	18
29002 LD 29-2	40	0	1	39	1	29	5	4
29003 LD 29-3	49	0	0	49	0	30	2	17
29004 LD 29-4	66	1	0	65	2	43	10	10
29005 LD 29-5	54	3	0	51	1	33	7	10
29006 LD 29-6	47	0	0	47	0	32	8	7
29007 LD 29-7	30	2	1	27	0	23	2	2
29008 LD 29-8	39	0	0	39	0	31	4	4
29009 LD 29-9	55	0	0	55	0	39	5	11
29010 LD 29-10	44	1	0	43	0	25	4	14
29011 LD 29-11	73	2	0	71	1	51	9	10

	DEM Mayor							
	VOTE FOR 1							
	Mary Lupien	Shashi Ranjan Sinha	Malik D Evans	Write-in Totals	Total Votes Cast	Overvotes	Undervotes	Contest Total
29012 LD 29-12	7	5	44	1	57	0	1	58
29013 LD 29-13	7	9	28	0	44	0	0	44
29014 LD 29-14	15	5	69	0	89	0	1	90
29015 LD 29-15	6	5	38	0	49	0	3	52
29016 LD 29-16	8	12	45	0	65	0	0	65
29017 LD 29-17	17	4	26	0	47	0	0	47
29018 LD 29-18	2	1	2	1	6	0	0	6
29019 LD 29-19	4	1	7	0	12	0	0	12
29020 LD 29-20	6	5	75	1	87	0	1	88
26013 LD 26-13	0	0	0	0	0	0	0	0
29021 LD 29-21	0	2	3	0	5	0	0	5
22025 LD 22-25	1	2	3	0	6	0	0	6
Totals	4,570	1,362	7,854	68	13,854	19	115	13,988

	DEM Member of City Council At Large													
	VOTE FOR 5													
	Stanley Martin	Victor H Sanchez	Clifford A Florence, Jr	Kevin Stewart	Kelly Cheate	Luis Aponte	Miguel A Melendez, Jr	Ann C Lewis	Lashunda C Leslie-Smith	Josie T McClary	Chiara "Kee Kee" Smith	Mitch Gruber	Miguel Powell	Tonya Noel Stevens
04001 LD 4-1	0	0	0	0	0	0	0	0	0	0	0	0	0	0
16001 LD 16-1	0	0	0	0	0	0	0	0	0	0	0	0	0	0
17001 LD 17-1	117	81	15	100	73	19	79	25	66	52	94	81	26	22
17002 LD 17-2	12	6	3	9	5	3	6	7	6	6	5	8	2	3
17003 LD 17-3	140	94	16	136	110	27	104	32	98	81	126	134	21	17
17004 LD 17-4	64	42	4	57	46	8	50	17	43	39	50	52	11	7
17005 LD 17-5	83	63	15	66	49	17	91	20	67	58	61	90	18	21
17006 LD 17-6	62	46	11	49	50	21	87	21	60	53	43	100	13	6
17007 LD 17-7	99	69	21	73	87	19	132	41	110	105	70	137	15	14
17008 LD 17-8	60	48	16	55	50	8	37	15	43	39	52	47	5	8
21001 LD 21-1	17	18	16	9	10	6	23	10	29	21	27	17	5	4
21002 LD 21-2	31	27	17	20	19	10	39	17	42	30	24	34	18	5
21003 LD 21-3	82	57	7	51	44	17	71	26	73	43	62	82	13	12
21004 LD 21-4	26	15	24	16	18	3	26	20	32	16	19	12	11	7
21005 LD 21-5	56	33	11	50	45	7	35	19	39	23	47	41	12	8
21006 LD 21-6	58	33	17	34	31	11	40	19	43	13	38	45	20	11
21007 LD 21-7	16	15	10	9	9	5	23	8	21	11	12	12	9	3
21008 LD 21-8	17	21	15	18	12	10	25	19	22	16	20	18	6	13
21009 LD 21-9	57	35	18	43	34	9	44	17	46	20	44	40	15	9
21010 LD 21-10	17	10	10	11	5	5	18	5	17	9	16	14	7	1
21011 LD 21-11	8	4	5	1	5	3	8	3	8	3	5	0	4	0
21012 LD 21-12	26	23	16	12	15	12	27	15	42	19	23	20	8	8
21013 LD 21-13	39	25	20	32	22	11	24	16	35	17	41	17	16	10
21014 LD 21-14	16	15	11	13	4	12	21	9	26	13	16	11	8	3
21015 LD 21-15	39	24	20	23	17	4	32	23	32	18	20	21	13	6
21016 LD 21-16	10	6	6	4	5	5	8	6	8	4	7	8	6	3
21017 LD 21-17	13	9	10	12	6	5	17	11	19	8	13	10	5	5
21018 LD 21-18	10	3	9	7	1	7	15	5	18	13	6	18	4	0
21019 LD 21-19	24	16	26	15	11	14	36	22	51	30	28	16	10	9
21020 LD 21-20	12	15	12	8	5	10	16	12	24	11	15	8	14	3
22001 LD 22-1	16	10	18	8	7	12	32	14	33	26	23	27	6	10
22002 LD 22-2	7	4	10	2	3	6	10	9	9	4	7	4	2	2

	DEM Member of City Council At Large					
	VOTE FOR 5					
	Niner M Davis	Write-in Totals	Total Votes Cast	Overvotes	Undervotes	Contest Total
04001 LD 4-1	0	0	0	0	0	0
16001 LD 16-1	0	0	0	0	5	5
17001 LD 17-1	44	1	895	0	115	1,010
17002 LD 17-2	6	1	88	0	17	105
17003 LD 17-3	55	3	1,194	0	96	1,290
17004 LD 17-4	26	0	516	0	94	610
17005 LD 17-5	50	0	769	0	71	840
17006 LD 17-6	35	1	658	0	137	795
17007 LD 17-7	71	1	1,064	10	136	1,210
17008 LD 17-8	27	0	510	0	70	580
21001 LD 21-1	12	0	224	0	46	270
21002 LD 21-2	30	5	368	0	52	420
21003 LD 21-3	42	1	683	5	97	785
21004 LD 21-4	18	0	263	0	52	315
21005 LD 21-5	28	1	455	0	65	520
21006 LD 21-6	19	0	432	5	73	510
21007 LD 21-7	10	2	175	0	50	225
21008 LD 21-8	12	0	244	0	41	285
21009 LD 21-9	19	0	450	0	85	535
21010 LD 21-10	12	2	159	0	46	205
21011 LD 21-11	1	0	58	0	12	70
21012 LD 21-12	9	0	275	0	30	305
21013 LD 21-13	19	1	345	5	80	430
21014 LD 21-14	14	1	193	0	37	230
21015 LD 21-15	17	3	312	5	38	355
21016 LD 21-16	3	0	89	0	11	100
21017 LD 21-17	6	1	150	10	40	200
21018 LD 21-18	12	0	128	0	17	145
21019 LD 21-19	17	0	325	0	70	395
21020 LD 21-20	13	0	178	0	22	200
22001 LD 22-1	19	0	261	5	59	325
22002 LD 22-2	7	0	86	0	24	110

	DEM Member of City Council At Large													
	VOTE FOR 5													
	Stanley Martin	Victor H Sanchez	Clifford A Florence, Jr	Kevin Stewart	Kelly Cheatele	Luis Aponte	Miguel A Melendez, Jr	Ann C Lewis	Lashunda C Leslie-Smith	Josie T McClary	Chiara "Kee Kee" Smith	Mitch Gruber	Miguel Powell	Tonya Noel Stevens
22003 LD 22-3	5	6	4	2	3	6	13	2	6	8	4	7	3	1
22004 LD 22-4	2	3	4	1	0	6	16	2	6	2	6	5	2	2
22005 LD 22-5	8	10	8	7	9	6	7	10	14	9	13	4	8	9
22006 LD 22-6	11	7	8	4	4	4	13	5	13	9	9	9	9	5
22007 LD 22-7	43	29	13	33	28	9	33	16	37	25	38	38	16	11
22008 LD 22-8	12	7	6	7	8	5	9	10	7	8	11	3	7	2
22009 LD 22-9	10	9	7	3	6	2	11	6	11	5	7	4	8	0
22010 LD 22-10	19	13	22	14	7	12	32	28	42	20	33	21	19	11
22011 LD 22-11	27	24	21	21	23	7	22	22	25	21	37	24	16	13
22012 LD 22-12	10	5	4	4	8	1	7	3	7	6	5	1	1	0
22013 LD 22-13	5	4	6	3	3	2	7	3	8	5	6	7	3	3
22014 LD 22-14	14	18	13	13	4	13	21	12	16	12	15	11	7	8
22015 LD 22-15	17	12	5	15	13	2	32	6	24	18	11	33	4	2
22016 LD 22-16	12	10	8	4	1	2	13	6	7	7	5	10	4	1
22017 LD 22-17	18	8	10	11	9	7	17	7	14	11	10	12	6	7
22018 LD 22-18	5	5	2	4	2	6	11	4	3	5	6	1	5	2
22019 LD 22-19	20	9	17	12	9	6	21	11	18	13	9	18	8	7
22020 LD 22-20	14	15	13	8	6	11	22	13	23	12	11	15	11	4
22021 LD 22-21	4	6	2	4	3	5	11	5	6	6	9	4	10	3
22022 LD 22-22	12	9	14	9	6	11	12	9	13	12	16	9	7	5
22023 LD 22-23	17	6	3	11	17	0	11	8	14	8	10	19	2	5
22024 LD 22-24	30	10	7	23	18	2	10	5	11	7	18	11	2	3
23001 LD 23-1	133	69	11	105	99	18	130	31	96	84	98	145	13	24
23002 LD 23-2	116	66	10	93	89	8	66	22	69	42	100	68	11	25
23003 LD 23-3	202	107	8	172	184	18	137	36	124	70	184	165	18	30
23004 LD 23-4	75	53	12	69	44	11	80	16	51	49	56	87	10	7
23005 LD 23-5	2	1	0	1	1	0	1	0	1	0	2	1	0	0
23006 LD 23-6	71	43	4	65	50	18	39	14	44	28	55	55	3	17
23007 LD 23-7	88	52	18	74	68	20	62	29	53	39	87	75	13	27
23008 LD 23-8	146	66	8	109	115	25	89	27	87	80	104	118	18	29
23009 LD 23-9	87	65	11	64	78	16	74	32	62	53	84	90	3	23
23010 LD 23-10	55	54	18	38	35	7	95	30	82	61	42	120	5	14

	DEM Member of City Council At Large					
	VOTE FOR 5					
	Niner M Davis	Write-in Totals	Total Votes Cast	Overvotes	Undervotes	Contest Total
22003 LD 22-3	6	0	76	0	24	100
22004 LD 22-4	2	0	59	0	46	105
22005 LD 22-5	8	0	130	5	15	150
22006 LD 22-6	6	0	116	0	24	140
22007 LD 22-7	20	0	389	5	91	485
22008 LD 22-8	9	0	111	0	44	155
22009 LD 22-9	6	1	96	0	24	120
22010 LD 22-10	22	1	316	0	24	340
22011 LD 22-11	15	2	320	0	85	405
22012 LD 22-12	3	0	65	0	15	80
22013 LD 22-13	6	0	71	0	19	90
22014 LD 22-14	8	0	185	0	40	225
22015 LD 22-15	23	0	217	0	38	255
22016 LD 22-16	5	0	95	0	40	135
22017 LD 22-17	12	0	159	0	41	200
22018 LD 22-18	1	0	62	0	38	100
22019 LD 22-19	14	0	192	0	38	230
22020 LD 22-20	11	0	189	0	41	230
22021 LD 22-21	4	0	82	0	23	105
22022 LD 22-22	6	0	150	0	35	185
22023 LD 22-23	9	0	140	0	20	160
22024 LD 22-24	9	0	166	0	39	205
23001 LD 23-1	75	0	1,131	0	134	1,265
23002 LD 23-2	44	1	830	0	130	960
23003 LD 23-3	68	1	1,524	0	236	1,760
23004 LD 23-4	25	0	645	0	110	755
23005 LD 23-5	0	0	10	0	0	10
23006 LD 23-6	13	0	519	0	61	580
23007 LD 23-7	31	0	736	0	144	880
23008 LD 23-8	57	0	1,078	0	167	1,245
23009 LD 23-9	30	2	774	0	96	870
23010 LD 23-10	63	0	719	5	121	845

	DEM Member of City Council At Large													
	VOTE FOR 5													
	Stanley Martin	Victor H Sanchez	Clifford A Florence, Jr	Kevin Stewart	Kelly Cheate	Luis Aponte	Miguel A Melendez, Jr	Ann C Lewis	Lashunda C Leslie-Smith	Josie T McClary	Chiara "Kee Kee" Smith	Mitch Gruber	Miguel Powell	Tonya Noel Stevens
23011 LD 23-11	154	86	27	122	100	36	88	39	71	51	136	88	16	39
23012 LD 23-12	124	87	18	99	92	40	191	47	147	128	105	213	10	22
23013 LD 23-13	30	39	8	31	20	12	42	9	28	30	27	56	4	3
23014 LD 23-14	98	54	2	82	75	13	62	21	53	55	91	83	10	13
23015 LD 23-15	50	30	5	46	39	7	35	9	23	22	36	37	6	7
23016 LD 23-16	61	35	11	47	54	11	40	12	28	25	47	32	6	11
23017 LD 23-17	71	48	7	62	54	8	35	19	30	22	66	34	5	8
23018 LD 23-18	82	43	4	73	64	11	25	14	36	23	82	35	5	13
23019 LD 23-19	28	21	9	17	19	8	24	9	18	11	18	23	3	7
24001 LD 24-1	98	72	10	79	58	22	121	22	121	74	68	141	8	13
24002 LD 24-2	73	60	8	41	48	13	110	18	106	74	44	125	6	8
24003 LD 24-3	78	32	8	60	47	5	52	19	64	44	59	77	6	9
24004 LD 24-4	2	1	0	2	1	0	0	0	1	0	2	1	0	0
24005 LD 24-5	53	26	3	46	47	8	49	13	56	36	51	56	8	10
24006 LD 24-6	53	27	6	36	29	7	40	10	26	31	32	46	1	8
24007 LD 24-7	32	25	9	22	22	10	27	9	19	17	31	24	3	11
24008 LD 24-8	39	20	3	39	31	6	20	11	16	17	36	30	3	7
24009 LD 24-9	12	8	1	14	11	4	12	6	8	11	13	18	4	3
24010 LD 24-10	9	5	2	4	2	3	8	8	9	4	7	6	6	5
24011 LD 24-11	6	3	3	7	2	0	7	3	6	3	3	1	5	1
24012 LD 24-12	78	38	7	59	61	18	48	11	38	28	57	54	9	12
24013 LD 24-13	93	53	8	70	63	7	43	9	43	33	77	47	8	8
24014 LD 24-14	57	31	3	37	39	8	30	12	27	20	47	35	3	9
24015 LD 24-15	49	21	1	39	42	3	24	4	22	16	38	37	2	9
24016 LD 24-16	22	13	4	13	19	4	7	7	6	8	17	11	2	8
24017 LD 24-17	55	31	6	49	43	7	14	6	12	15	41	20	3	12
24018 LD 24-18	28	18	3	28	30	9	24	7	12	11	31	17	1	7
24019 LD 24-19	39	27	2	35	19	2	20	6	18	11	29	21	6	8
25001 LD 25-1	45	40	13	30	33	7	56	41	48	46	39	72	12	8
25002 LD 25-2	26	27	19	18	17	14	27	18	38	19	21	26	7	7
25003 LD 25-3	44	22	38	23	26	6	44	50	53	30	33	39	8	16
25004 LD 25-4	24	8	5	15	25	5	19	9	21	15	17	25	5	9

	DEM Member of City Council At Large					
	VOTE FOR 5					
	Niner M Davis	Write-in Totals	Total Votes Cast	Overvotes	Undervotes	Contest Total
23011 LD 23-11	41	1	1,095	0	210	1,305
23012 LD 23-12	84	1	1,408	5	212	1,625
23013 LD 23-13	20	0	359	0	66	425
23014 LD 23-14	32	0	744	0	96	840
23015 LD 23-15	20	0	372	0	48	420
23016 LD 23-16	19	1	440	0	85	525
23017 LD 23-17	13	1	483	0	57	540
23018 LD 23-18	14	0	524	0	66	590
23019 LD 23-19	7	0	222	0	38	260
24001 LD 24-1	51	0	958	0	112	1,070
24002 LD 24-2	54	2	790	0	65	855
24003 LD 24-3	30	0	590	0	85	675
24004 LD 24-4	0	0	10	0	0	10
24005 LD 24-5	23	0	485	0	40	525
24006 LD 24-6	17	1	370	0	25	395
24007 LD 24-7	9	0	270	5	30	305
24008 LD 24-8	11	0	289	0	51	340
24009 LD 24-9	5	0	130	0	5	135
24010 LD 24-10	5	0	83	0	27	110
24011 LD 24-11	5	0	55	0	45	100
24012 LD 24-12	20	2	540	0	60	600
24013 LD 24-13	33	1	596	0	64	660
24014 LD 24-14	15	0	373	0	32	405
24015 LD 24-15	16	1	324	5	66	395
24016 LD 24-16	5	1	147	0	23	170
24017 LD 24-17	5	0	319	0	56	375
24018 LD 24-18	11	0	237	0	28	265
24019 LD 24-19	9	0	252	0	38	290
25001 LD 25-1	30	0	520	0	85	605
25002 LD 25-2	18	0	302	0	58	360
25003 LD 25-3	21	1	454	0	166	620
25004 LD 25-4	12	3	217	15	53	285

	DEM Member of City Council At Large													
	VOTE FOR 5													
	Stanley Martin	Victor H Sanchez	Clifford A Florence, Jr	Kevin Stewart	Kelly Cheadle	Luis Aponte	Miguel A Melendez, Jr	Ann C Lewis	Lashunda C Leslie-Smith	Josie T McClary	Chiara "Kee Kee" Smith	Mitch Gruber	Miguel Powell	Tonya Noel Stevens
25005 LD 25-5	56	48	38	38	32	19	76	69	68	53	44	73	35	20
25006 LD 25-6	20	11	6	14	14	0	8	13	12	6	17	9	3	9
25007 LD 25-7	26	10	19	11	15	7	15	32	32	25	27	18	17	16
25008 LD 25-8	44	23	42	30	27	14	37	43	64	29	40	31	20	12
25009 LD 25-9	3	0	0	2	0	1	0	1	2	0	3	0	0	1
25010 LD 25-10	44	18	18	32	25	8	29	19	31	24	37	24	11	10
25011 LD 25-11	52	23	27	23	17	8	49	40	60	47	47	50	17	16
25012 LD 25-12	7	9	6	2	5	4	12	6	15	9	7	9	1	5
25013 LD 25-13	50	27	27	31	13	10	42	39	44	31	36	34	18	12
25014 LD 25-14	1	0	0	1	0	0	3	0	2	2	1	3	0	0
25015 LD 25-15	21	10	20	9	9	8	25	20	26	23	19	20	8	10
25016 LD 25-16	17	11	3	12	13	5	24	4	25	18	17	20	6	4
25017 LD 25-17	48	33	13	37	42	13	55	39	49	34	40	56	7	9
25018 LD 25-18	0	1	0	0	0	1	1	0	1	0	0	0	0	0
26001 LD 26-1	38	29	12	27	31	11	30	26	31	24	32	44	5	14
26002 LD 26-2	36	38	10	32	22	19	56	16	35	31	29	38	19	11
26003 LD 26-3	48	34	29	37	24	21	55	27	55	28	47	35	25	16
26004 LD 26-4	23	21	4	23	16	12	31	11	29	26	22	27	5	7
26005 LD 26-5	0	0	0	0	0	0	0	0	0	0	0	0	0	0
26006 LD 26-6	17	16	11	9	10	13	18	12	22	17	12	18	10	5
26007 LD 26-7	39	25	11	32	36	10	32	19	18	28	22	38	5	7
26008 LD 26-8	20	16	11	18	13	18	15	22	12	17	16	13	3	9
26009 LD 26-9	16	9	7	9	6	7	19	13	25	6	11	13	7	5
26010 LD 26-10	43	37	15	37	42	18	61	27	61	39	40	60	17	19
26011 LD 26-11	50	23	10	33	18	15	67	14	51	35	49	49	12	14
26012 LD 26-12	19	10	3	16	15	8	17	9	14	17	11	26	8	3
27001 LD 27-1	105	57	52	56	40	22	67	68	105	63	89	68	25	31
27002 LD 27-2	51	33	46	30	27	18	50	28	75	58	46	54	19	19
27003 LD 27-3	80	39	26	56	47	16	66	51	70	59	72	71	19	23
27004 LD 27-4	97	38	48	49	27	12	87	69	116	88	74	83	27	21
27005 LD 27-5	138	73	76	86	65	44	160	99	190	159	126	179	55	43
27006 LD 27-6	33	17	30	18	6	7	34	31	46	26	31	32	21	14

	DEM Member of City Council At Large					
	VOTE FOR 5					
	Niner M Davis	Write-in Totals	Total Votes Cast	Overvotes	Undervotes	Contest Total
25005 LD 25-5	53	3	725	5	115	845
25006 LD 25-6	5	0	147	0	73	220
25007 LD 25-7	13	0	283	0	37	320
25008 LD 25-8	36	1	493	0	97	590
25009 LD 25-9	0	0	13	0	2	15
25010 LD 25-10	23	0	353	0	57	410
25011 LD 25-11	40	1	517	5	58	580
25012 LD 25-12	7	0	104	0	6	110
25013 LD 25-13	26	4	444	5	116	565
25014 LD 25-14	2	0	15	0	0	15
25015 LD 25-15	16	0	244	0	36	280
25016 LD 25-16	13	0	192	0	18	210
25017 LD 25-17	29	5	509	0	61	570
25018 LD 25-18	0	0	4	0	6	10
26001 LD 26-1	26	1	381	0	44	425
26002 LD 26-2	23	2	417	0	108	525
26003 LD 26-3	27	1	509	0	81	590
26004 LD 26-4	15	0	272	0	28	300
26005 LD 26-5	0	0	0	0	0	0
26006 LD 26-6	7	0	197	5	58	260
26007 LD 26-7	10	0	332	0	43	375
26008 LD 26-8	12	0	215	0	95	310
26009 LD 26-9	12	0	165	0	30	195
26010 LD 26-10	29	0	545	0	60	605
26011 LD 26-11	30	1	471	0	79	550
26012 LD 26-12	23	0	199	5	16	220
27001 LD 27-1	46	1	895	10	130	1,035
27002 LD 27-2	46	1	601	0	114	715
27003 LD 27-3	33	0	728	0	97	825
27004 LD 27-4	65	1	902	5	148	1,055
27005 LD 27-5	91	1	1,585	0	260	1,845
27006 LD 27-6	25	3	374	0	61	435

	DEM Member of City Council At Large													
	VOTE FOR 5													
	Stanley Martin	Victor H Sanchez	Clifford A Florence, Jr	Kevin Stewart	Kelly Cheate	Luis Aponte	Miguel A Melendez, Jr	Ann C Lewis	Lashunda C Leslie-Smith	Josie T McClary	Chiara "Kee Kee" Smith	Mitch Gruber	Miguel Powell	Tonya Noel Stevens
27007 LD 27-7	23	12	24	14	10	6	20	17	31	21	28	26	12	8
27008 LD 27-8	22	12	16	12	11	12	20	14	23	18	10	12	10	11
27009 LD 27-9	104	77	57	67	54	26	109	79	130	88	78	118	49	29
27010 LD 27-10	0	0	0	0	0	0	0	0	0	0	0	0	0	0
27011 LD 27-11	93	41	55	50	49	20	80	70	119	86	90	84	29	31
28001 LD 28-1	8	6	5	3	7	1	6	10	9	8	5	8	5	1
28002 LD 28-2	14	11	13	7	7	11	20	10	11	11	8	13	8	3
28003 LD 28-3	37	19	28	27	18	20	46	32	43	41	28	29	23	10
28004 LD 28-4	21	15	15	7	10	9	19	16	22	15	17	12	11	5
28005 LD 28-5	23	22	15	11	12	15	27	13	27	22	18	20	10	7
28006 LD 28-6	15	11	12	15	9	8	10	12	11	12	8	10	14	4
28007 LD 28-7	12	7	4	4	4	2	7	5	4	6	5	3	4	2
28008 LD 28-8	8	10	11	9	5	7	11	12	10	7	11	7	8	9
28009 LD 28-9	17	11	9	8	7	4	16	17	23	9	18	11	6	6
28010 LD 28-10	5	5	7	5	6	3	10	7	7	8	8	8	2	3
28011 LD 28-11	12	10	8	7	7	6	16	13	19	10	13	7	4	6
28012 LD 28-12	14	8	4	6	6	14	15	9	17	12	10	6	15	8
28013 LD 28-13	53	35	46	23	20	20	58	55	74	44	39	49	29	20
28014 LD 28-14	12	16	18	9	5	12	21	14	26	15	7	16	12	9
28015 LD 28-15	8	4	5	6	8	6	10	5	9	2	10	7	3	5
29001 LD 29-1	39	55	30	27	22	35	72	24	55	43	31	32	27	20
29002 LD 29-2	13	11	9	5	5	4	17	7	17	9	11	13	2	3
29003 LD 29-3	28	10	2	21	20	5	27	7	24	21	22	20	3	13
29004 LD 29-4	23	18	10	17	15	10	33	11	35	25	19	38	8	8
29005 LD 29-5	22	17	17	14	12	10	19	11	21	15	19	22	10	7
29006 LD 29-6	21	13	11	18	5	8	22	12	21	9	10	15	11	4
29007 LD 29-7	7	3	6	5	4	6	15	5	17	10	13	11	0	7
29008 LD 29-8	12	9	11	9	6	8	16	12	20	14	14	10	7	7
29009 LD 29-9	20	21	10	13	14	10	24	12	32	13	14	26	8	10
29010 LD 29-10	16	18	8	9	6	9	25	12	16	9	19	10	12	5
29011 LD 29-11	27	13	20	14	13	7	25	20	36	22	28	24	11	14
29012 LD 29-12	19	11	12	9	3	10	22	11	23	15	17	13	14	6

	DEM Member of City Council At Large					
	VOTE FOR 5					
	Niner M Davis	Write-in Totals	Total Votes Cast	Overvotes	Undervotes	Contest Total
27007 LD 27-7	15	0	267	0	53	320
27008 LD 27-8	11	0	214	0	56	270
27009 LD 27-9	61	1	1,127	0	158	1,285
27010 LD 27-10	0	0	0	0	0	0
27011 LD 27-11	72	3	972	0	138	1,110
28001 LD 28-1	5	0	87	0	18	105
28002 LD 28-2	8	0	155	0	20	175
28003 LD 28-3	28	0	429	5	96	530
28004 LD 28-4	12	0	206	0	49	255
28005 LD 28-5	20	0	262	0	58	320
28006 LD 28-6	9	0	160	0	50	210
28007 LD 28-7	7	1	77	0	18	95
28008 LD 28-8	2	1	128	0	17	145
28009 LD 28-9	10	0	172	0	33	205
28010 LD 28-10	3	0	87	0	23	110
28011 LD 28-11	9	0	147	0	18	165
28012 LD 28-12	9	0	153	0	32	185
28013 LD 28-13	48	1	614	5	146	765
28014 LD 28-14	10	0	202	0	23	225
28015 LD 28-15	4	0	92	0	23	115
29001 LD 29-1	29	0	541	0	124	665
29002 LD 29-2	11	0	137	0	63	200
29003 LD 29-3	9	0	232	0	13	245
29004 LD 29-4	23	0	293	0	37	330
29005 LD 29-5	7	0	223	0	47	270
29006 LD 29-6	9	0	189	0	46	235
29007 LD 29-7	7	0	116	0	34	150
29008 LD 29-8	8	0	163	10	22	195
29009 LD 29-9	16	0	243	0	32	275
29010 LD 29-10	11	0	185	0	35	220
29011 LD 29-11	22	0	296	0	69	365
29012 LD 29-12	19	0	204	5	81	290

	DEM Member of City Council At Large													
	VOTE FOR 5													
	Stanley Martin	Victor H Sanchez	Clifford A Florence, Jr	Kevin Stewart	Kelly Cheate	Luis Aponte	Miguel A Melendez, Jr	Ann C Lewis	Lashunda C Leslie-Smith	Josie T McClary	Chiara "Kee Kee" Smith	Mitch Gruber	Miguel Powell	Tonya Noel Stevens
29013 LD 29-13	15	12	12	14	3	12	19	17	16	7	19	16	14	3
29014 LD 29-14	27	29	13	24	17	18	50	15	37	32	21	40	6	9
29015 LD 29-15	14	10	12	9	10	4	20	12	26	21	14	17	6	11
29016 LD 29-16	22	21	14	11	12	14	28	14	35	16	17	20	17	8
29017 LD 29-17	19	14	7	20	14	6	24	10	21	17	16	18	5	5
29018 LD 29-18	1	2	4	1	0	2	3	4	4	2	2	0	0	2
29019 LD 29-19	5	3	2	5	4	3	2	6	4	4	7	1	3	1
29020 LD 29-20	24	27	18	19	10	18	41	20	29	35	26	19	17	8
26013 LD 26-13	0	0	0	0	0	0	0	0	0	0	0	0	0	0
29021 LD 29-21	3	2	1	2	0	1	2	1	3	2	2	0	1	0
22025 LD 22-25	1	1	2	0	2	1	2	3	3	2	4	1	0	0
Totals	6,358	4,110	2,162	4,657	4,089	1,658	5,914	2,914	5,856	4,266	5,336	5,851	1,617	1,554

	DEM Member of City Council At Large					
	VOTE FOR 5					
	Niner M Davis	Write-in Totals	Total Votes Cast	Overvotes	Undervotes	Contest Total
29013 LD 29-13	10	0	189	0	31	220
29014 LD 29-14	16	1	355	5	90	450
29015 LD 29-15	13	0	199	5	56	260
29016 LD 29-16	22	0	271	0	54	325
29017 LD 29-17	13	0	209	0	26	235
29018 LD 29-18	3	0	30	0	0	30
29019 LD 29-19	4	0	54	0	6	60
29020 LD 29-20	23	2	336	0	104	440
26013 LD 26-13	0	0	0	0	0	0
29021 LD 29-21	0	0	20	0	5	25
22025 LD 22-25	3	0	25	0	5	30
Totals	3,323	84	59,749	165	10,026	69,940

	DEM Commissioner of Schools								
	VOTE FOR 3								
	Kareem McCullough	Vince Felder	Carnille A Simmons	Heather Feinman	Write-in Totals	Total Votes Cast	Overvotes	Undervotes	Contest Total
04001 LD 4-1	0	0	0	0	0	0	0	0	0
16001 LD 16-1	0	0	0	0	0	0	0	3	3
17001 LD 17-1	126	63	142	116	4	451	0	155	606
17002 LD 17-2	10	9	10	11	0	40	0	23	63
17003 LD 17-3	165	95	174	156	2	592	0	182	774
17004 LD 17-4	69	33	81	69	0	252	0	114	366
17005 LD 17-5	111	53	119	101	0	384	0	120	504
17006 LD 17-6	83	52	98	90	2	325	0	152	477
17007 LD 17-7	151	79	164	130	1	525	3	198	726
17008 LD 17-8	80	33	78	71	0	262	0	86	348
21001 LD 21-1	38	22	37	13	3	113	0	49	162
21002 LD 21-2	53	34	63	35	2	187	0	65	252
21003 LD 21-3	100	51	110	84	3	348	0	123	471
21004 LD 21-4	34	26	37	23	0	120	0	69	189
21005 LD 21-5	62	42	71	47	0	222	3	87	312
21006 LD 21-6	63	33	68	45	1	210	0	96	306
21007 LD 21-7	17	17	23	13	1	71	0	64	135
21008 LD 21-8	36	26	37	22	0	121	0	50	171
21009 LD 21-9	70	29	72	52	3	226	0	95	321
21010 LD 21-10	26	19	29	12	0	86	0	37	123
21011 LD 21-11	7	6	9	5	0	27	0	15	42
21012 LD 21-12	44	27	41	23	3	138	0	45	183
21013 LD 21-13	48	32	55	27	0	162	0	96	258
21014 LD 21-14	26	17	29	9	0	81	0	57	138
21015 LD 21-15	42	33	46	23	0	144	0	69	213
21016 LD 21-16	15	9	17	8	0	49	0	11	60
21017 LD 21-17	25	14	21	16	1	77	0	43	120
21018 LD 21-18	15	17	21	7	1	61	0	26	87
21019 LD 21-19	53	40	52	21	0	166	0	71	237
21020 LD 21-20	24	16	24	14	0	78	0	42	120
22001 LD 22-1	38	23	42	22	0	125	0	70	195
22002 LD 22-2	15	12	13	4	0	44	0	22	66

	DEM Commissioner of Schools								
	VOTE FOR 3								
	Kareem McCullough	Vince Felder	Carnille A Simmons	Heather Feinman	Write-in Totals	Total Votes Cast	Overvotes	Undervotes	Contest Total
22003 LD 22-3	10	5	11	5	0	31	0	29	60
22004 LD 22-4	8	7	14	5	2	36	0	27	63
22005 LD 22-5	19	10	21	15	0	65	3	22	90
22006 LD 22-6	19	17	23	11	0	70	0	14	84
22007 LD 22-7	59	29	59	49	0	196	0	95	291
22008 LD 22-8	19	14	24	10	0	67	0	26	93
22009 LD 22-9	16	7	15	8	1	47	0	25	72
22010 LD 22-10	45	29	52	18	0	144	0	60	204
22011 LD 22-11	52	34	59	23	1	169	0	74	243
22012 LD 22-12	9	7	11	6	0	33	0	15	48
22013 LD 22-13	12	7	11	6	0	36	0	18	54
22014 LD 22-14	30	15	29	15	0	89	0	46	135
22015 LD 22-15	28	12	33	25	0	98	0	55	153
22016 LD 22-16	16	10	11	4	0	41	0	40	81
22017 LD 22-17	19	19	24	16	0	78	0	42	120
22018 LD 22-18	6	6	8	5	0	25	0	35	60
22019 LD 22-19	25	25	29	11	0	90	0	48	138
22020 LD 22-20	31	20	31	16	0	98	0	40	138
22021 LD 22-21	14	9	10	7	0	40	0	23	63
22022 LD 22-22	22	13	20	8	1	64	0	47	111
22023 LD 22-23	18	5	23	21	0	67	0	29	96
22024 LD 22-24	30	17	25	23	0	95	0	28	123
23001 LD 23-1	166	81	181	146	2	576	0	183	759
23002 LD 23-2	123	53	128	125	4	433	0	143	576
23003 LD 23-3	198	82	217	197	2	696	0	360	1,056
23004 LD 23-4	100	46	106	80	2	334	0	119	453
23005 LD 23-5	2	1	2	1	0	6	0	0	6
23006 LD 23-6	76	29	79	75	1	260	0	88	348
23007 LD 23-7	92	56	112	92	0	352	0	176	528
23008 LD 23-8	140	62	156	147	0	505	0	242	747
23009 LD 23-9	119	56	116	98	0	389	0	133	522
23010 LD 23-10	89	64	101	86	9	349	0	158	507

	DEM Commissioner of Schools								
	VOTE FOR 3								
	Kareem McCullough	Vince Felder	Carnille A Simmons	Heather Feinman	Write-in Totals	Total Votes Cast	Overvotes	Undervotes	Contest Total
23011 LD 23-11	157	81	162	125	5	530	0	253	783
23012 LD 23-12	194	87	203	183	1	668	0	307	975
23013 LD 23-13	53	24	51	45	4	177	0	78	255
23014 LD 23-14	108	35	109	106	1	359	0	145	504
23015 LD 23-15	53	32	56	44	0	185	0	67	252
23016 LD 23-16	60	19	70	55	1	205	0	110	315
23017 LD 23-17	70	32	76	63	1	242	0	82	324
23018 LD 23-18	75	20	78	72	0	245	0	109	354
23019 LD 23-19	27	13	36	30	0	106	0	50	156
24001 LD 24-1	131	54	139	116	3	443	0	199	642
24002 LD 24-2	126	45	127	107	0	405	3	105	513
24003 LD 24-3	86	24	93	82	0	285	0	120	405
24004 LD 24-4	1	0	1	1	0	3	0	3	6
24005 LD 24-5	65	24	75	72	0	236	0	79	315
24006 LD 24-6	53	21	64	44	0	182	0	55	237
24007 LD 24-7	38	25	37	36	0	136	0	47	183
24008 LD 24-8	37	18	49	46	0	150	0	54	204
24009 LD 24-9	17	12	20	19	0	68	0	13	81
24010 LD 24-10	17	6	15	7	0	45	0	21	66
24011 LD 24-11	8	7	7	7	0	29	0	31	60
24012 LD 24-12	73	32	83	75	0	263	0	97	360
24013 LD 24-13	81	37	89	78	3	288	0	108	396
24014 LD 24-14	45	21	50	49	0	165	0	78	243
24015 LD 24-15	43	16	47	39	1	146	0	91	237
24016 LD 24-16	17	3	18	17	0	55	0	47	102
24017 LD 24-17	41	14	39	40	0	134	0	91	225
24018 LD 24-18	39	20	33	31	0	123	0	36	159
24019 LD 24-19	35	14	39	22	0	110	0	64	174
25001 LD 25-1	72	43	79	57	3	254	0	109	363
25002 LD 25-2	43	30	44	23	0	140	0	76	216
25003 LD 25-3	64	42	70	35	0	211	0	161	372
25004 LD 25-4	25	18	37	24	2	106	3	62	171

	DEM Commissioner of Schools								
	VOTE FOR 3								
	Kareem McCullough	Vince Felder	Carnille A Simmons	Heather Feinman	Write-in Totals	Total Votes Cast	Overvotes	Undervotes	Contest Total
25005 LD 25-5	103	69	110	64	1	347	0	160	507
25006 LD 25-6	21	14	22	13	0	70	0	62	132
25007 LD 25-7	49	31	41	24	0	145	0	47	192
25008 LD 25-8	76	43	78	34	2	233	0	121	354
25009 LD 25-9	2	1	2	2	0	7	0	2	9
25010 LD 25-10	44	32	49	29	0	154	0	92	246
25011 LD 25-11	76	58	84	29	4	251	0	97	348
25012 LD 25-12	15	10	16	8	1	50	0	16	66
25013 LD 25-13	72	45	71	34	3	225	0	114	339
25014 LD 25-14	3	2	3	1	0	9	0	0	9
25015 LD 25-15	37	29	37	14	0	117	0	51	168
25016 LD 25-16	26	11	31	22	0	90	0	36	126
25017 LD 25-17	68	35	74	58	3	238	0	104	342
25018 LD 25-18	0	1	1	0	0	2	0	4	6
26001 LD 26-1	52	39	55	38	0	184	0	71	255
26002 LD 26-2	55	33	67	49	0	204	0	111	315
26003 LD 26-3	77	59	92	52	0	280	0	74	354
26004 LD 26-4	38	20	40	35	0	133	0	47	180
26005 LD 26-5	0	0	0	0	0	0	0	0	0
26006 LD 26-6	32	25	33	20	0	110	3	43	156
26007 LD 26-7	42	30	53	53	0	178	0	47	225
26008 LD 26-8	33	19	31	23	0	106	0	80	186
26009 LD 26-9	20	20	28	21	1	90	0	27	117
26010 LD 26-10	89	45	85	64	0	283	0	80	363
26011 LD 26-11	70	35	70	68	1	244	0	86	330
26012 LD 26-12	23	19	33	27	0	102	0	30	132
27001 LD 27-1	139	74	132	80	4	429	0	192	621
27002 LD 27-2	87	65	88	41	1	282	0	147	429
27003 LD 27-3	100	68	114	67	0	349	0	146	495
27004 LD 27-4	141	73	148	70	2	434	0	199	633
27005 LD 27-5	235	154	247	151	5	792	0	315	1,107
27006 LD 27-6	60	37	61	24	2	184	0	77	261

	DEM Commissioner of Schools								
	VOTE FOR 3								
	Kareem McCullough	Vince Felder	Carnille A Simmons	Heather Feinman	Write-in Totals	Total Votes Cast	Overvotes	Undervotes	Contest Total
27007 LD 27-7	42	36	41	14	0	133	0	59	192
27008 LD 27-8	31	22	39	18	0	110	0	52	162
27009 LD 27-9	188	109	179	104	6	586	3	182	771
27010 LD 27-10	0	0	0	0	0	0	0	0	0
27011 LD 27-11	139	95	148	75	2	459	0	207	666
28001 LD 28-1	13	9	13	11	0	46	0	17	63
28002 LD 28-2	20	21	21	16	0	78	0	27	105
28003 LD 28-3	59	48	57	25	0	189	3	126	318
28004 LD 28-4	33	25	29	13	0	100	0	53	153
28005 LD 28-5	41	24	43	26	2	136	0	56	192
28006 LD 28-6	21	18	21	12	0	72	0	54	126
28007 LD 28-7	13	10	13	3	1	40	0	17	57
28008 LD 28-8	19	13	18	11	0	61	0	26	87
28009 LD 28-9	28	14	31	15	0	88	0	35	123
28010 LD 28-10	11	6	10	4	0	31	0	35	66
28011 LD 28-11	18	15	21	12	0	66	0	33	99
28012 LD 28-12	27	14	26	14	0	81	0	30	111
28013 LD 28-13	87	55	89	42	0	273	0	186	459
28014 LD 28-14	33	25	33	9	0	100	0	35	135
28015 LD 28-15	13	9	14	8	0	44	0	25	69
29001 LD 29-1	64	60	78	53	0	255	3	141	399
29002 LD 29-2	20	18	21	13	0	72	0	48	120
29003 LD 29-3	30	16	39	31	0	116	0	31	147
29004 LD 29-4	42	30	43	25	0	140	3	55	198
29005 LD 29-5	26	21	27	18	0	92	0	70	162
29006 LD 29-6	29	22	31	13	1	96	0	45	141
29007 LD 29-7	19	12	16	11	0	58	0	32	90
29008 LD 29-8	23	16	21	11	1	72	3	42	117
29009 LD 29-9	36	19	43	29	0	127	0	38	165
29010 LD 29-10	29	18	34	17	0	98	0	34	132
29011 LD 29-11	51	31	48	23	0	153	0	66	219
29012 LD 29-12	28	18	28	16	0	90	0	84	174

	DEM Commissioner of Schools								
	VOTE FOR 3								
	Kareem McCullough	Vince Felder	Carnille A Simmons	Heather Feinman	Write-in Totals	Total Votes Cast	Overvotes	Undervotes	Contest Total
29013 LD 29-13	27	17	31	16	0	91	0	41	132
29014 LD 29-14	46	34	49	37	0	166	0	104	270
29015 LD 29-15	28	20	27	13	0	88	3	65	156
29016 LD 29-16	41	24	46	23	0	134	0	61	195
29017 LD 29-17	36	12	41	24	0	113	0	28	141
29018 LD 29-18	6	1	4	2	0	13	0	5	18
29019 LD 29-19	8	2	8	8	0	26	0	10	36
29020 LD 29-20	39	26	41	21	3	130	0	134	264
26013 LD 26-13	0	0	0	0	0	0	0	0	0
29021 LD 29-21	4	2	4	1	0	11	0	4	15
22025 LD 22-25	4	1	3	3	0	11	0	7	18
Totals	8,569	4,862	9,145	6,428	123	29,127	36	12,801	41,964

	DEM Brighton Member of Town Council							
	VOTE FOR 2							
	Christine E Corrado	Robin R Witt	Clara Sanguinetti	Write-in Totals	Total Votes Cast	Overvotes	Undervotes	Contest Total
45001 Brighton-1	82	52	84	0	218	0	24	242
45002 Brighton-2	29	20	18	0	67	0	5	72
45003 Brighton-3	15	15	10	0	40	0	4	44
45004 Brighton-4	76	57	80	1	214	0	30	244
45005 Brighton-5	166	72	170	0	408	0	42	450
45006 Brighton-6	51	44	49	2	146	0	18	164
45007 Brighton-7	68	61	53	0	182	0	26	208
45008 Brighton-8	53	16	56	0	125	0	9	134
45009 Brighton-9	28	33	20	0	81	0	9	90
45010 Brighton-10	105	33	95	1	234	0	10	244
45011 Brighton-11	32	40	22	1	95	0	23	118
45012 Brighton-12	102	36	106	0	244	0	24	268
45013 Brighton-13	115	71	113	0	299	0	45	344
45014 Brighton-14	27	33	22	0	82	2	12	96
45015 Brighton-15	31	31	29	0	91	0	11	102
45016 Brighton-16	36	22	34	2	94	0	12	106
45017 Brighton-17	117	48	105	0	270	4	16	290
45018 Brighton-18	47	28	38	0	113	2	9	124
45019 Brighton-19	122	41	126	0	289	0	25	314
45020 Brighton-20	22	35	19	1	77	0	15	92
45021 Brighton-21	50	44	37	0	131	0	23	154
45022 Brighton-22	92	40	94	1	227	2	17	246
45023 Brighton-23	74	26	72	0	172	0	10	182
45024 Brighton-24	38	50	31	0	119	2	17	138
45025 Brighton-25	117	72	111	0	300	0	38	338
45026 Brighton-26	17	14	12	0	43	2	5	50
45027 Brighton-27	31	21	20	0	72	0	4	76
45028 Brighton-28	83	47	77	1	208	4	24	236
45029 Brighton-29	14	7	12	1	34	2	4	40
45030 Brighton-30	102	71	80	2	255	4	25	284
45031 Brighton-31	154	74	146	1	375	0	41	416
45032 Brighton-32	89	58	65	4	216	0	28	244

	DEM Brighton Member of Town Council							
	VOTE FOR 2							
	Christine E Corrado	Robin R Witt	Clara Sanguinetti	Write-in Totals	Total Votes Cast	Overvotes	Undervotes	Contest Total
45033 Brighton-33	68	29	65	0	162	0	12	174
45034 Brighton-34	34	31	34	0	99	0	13	112
45035 Brighton-35	38	22	34	0	94	0	10	104
45036 Brighton-36	20	17	18	2	57	0	11	68
45037 Brighton-37	85	40	87	0	212	0	22	234
45038 Brighton-38	59	25	47	0	131	0	7	138
Totals	2,489	1,476	2,291	20	6,276	24	680	6,980

	REP County Legislator - 3rd Legislative District						
	VOTE FOR 1						
	Scott A Hand	Jack A Merritt	Write-in Totals	Total Votes Cast	Overvotes	Undervotes	Contest Total
46001 Chili-1	36	13	0	49	0	0	49
46002 Chili-2	16	14	0	30	0	0	30
46003 Chili-3	9	3	0	12	0	0	12
46004 Chili-4	19	9	0	28	0	0	28
46005 Chili-5	38	28	0	66	0	1	67
46006 Chili-6	1	10	0	11	0	0	11
46007 Chili-7	2	0	0	2	0	0	2
46009 Chili-9	25	15	0	40	0	0	40
46010 Chili-10	25	11	0	36	0	1	37
46011 Chili-11	2	23	0	25	0	0	25
46012 Chili-12	5	7	0	12	0	0	12
46013 Chili-13	19	13	0	32	0	0	32
46014 Chili-14	25	4	0	29	0	0	29
46015 Chili-15	27	19	0	46	0	0	46
46016 Chili-16	49	10	0	59	0	1	60
46017 Chili-17	47	25	0	72	0	0	72
46018 Chili-18	17	6	0	23	0	0	23
46019 Chili-19	10	4	0	14	0	0	14
46020 Chili-20	20	7	0	27	0	0	27
46022 Chili-22	14	3	0	17	0	0	17
46023 Chili-23	3	3	0	6	0	0	6
46024 Chili-24	20	5	0	25	0	0	25
Totals	429	232	0	661	0	3	664

	REP Wheatland Member of Town Council							
	VOTE FOR 2							
	Steven T Call	Timothy Davis	Joseph Snyder	Write-in Totals	Total Votes Cast	Overvotes	Undervotes	Contest Total
64001 Wheatland-1	26	17	21	0	64	0	10	74
64002 Wheatland-2	22	85	11	1	119	0	65	184
64003 Wheatland-3	22	14	22	0	58	0	8	66
64004 Wheatland-4	38	18	30	1	87	0	5	92
64005 Wheatland-5	54	25	49	0	128	0	20	148
Totals	162	159	133	2	456	0	108	564

	REP Member of County Committee - Penfield/057/007									
	VOTE FOR 4									
	Diane Gibson	Anthony T Gibson	Grant M Kirk	David A Hildreth	Robert F Ockenden	Write-in Totals	Total Votes Cast	Overvotes	Undervotes	Contest Total
57007 Penfield-7	2	2	0	2	2	0	8	0	0	8
Totals	2	2	0	2	2	0	8	0	0	8

REP Member of County Committee - Wheatland/064/004												
VOTE FOR 4												
	Chad J Lewis	Corey R Ingham	Betsy T Musshaten	Amy Jay Kosinski	Cassandra L Merritt	Laurie B Czapranski	Michael C Balonek	Write-in Totals	Total Votes Cast	Overvotes	Undervotes	Contest Total
64004 Wheatland-4	30	37	24	3	10	37	8	0	149	0	35	184
Totals	30	37	24	3	10	37	8	0	149	0	35	184

	Sheriff						
	VOTE FOR 1						
	DEM Todd K Baxter	CON Todd K Baxter	Write-in Totals	Total Votes Cast	Overvotes	Undervotes	Contest Total
04001 LD 4-1	0	0	0	0	0	0	0
16001 LD 16-1	5	1	0	6	0	0	6
17001 LD 17-1	226	37	6	269	0	53	322
17002 LD 17-2	37	5	0	42	0	5	47
17003 LD 17-3	344	71	7	422	0	64	486
17004 LD 17-4	151	16	3	170	0	41	211
17005 LD 17-5	242	50	3	295	0	31	326
17006 LD 17-6	209	35	3	247	0	33	280
17007 LD 17-7	350	60	5	415	0	47	462
17008 LD 17-8	153	23	2	178	0	26	204
21001 LD 21-1	71	22	1	94	0	14	108
21002 LD 21-2	125	24	2	151	0	33	184
21003 LD 21-3	174	21	5	200	0	45	245
21004 LD 21-4	60	11	2	73	0	12	85
21005 LD 21-5	105	18	2	125	0	24	149
21006 LD 21-6	106	12	2	120	0	12	132
21007 LD 21-7	53	20	0	73	0	23	96
21008 LD 21-8	62	14	2	78	0	13	91
21009 LD 21-9	114	14	7	135	0	23	158
21010 LD 21-10	49	3	0	52	0	12	64
21011 LD 21-11	19	1	1	21	0	4	25
21012 LD 21-12	76	8	2	86	0	15	101
21013 LD 21-13	79	9	3	91	0	16	107
21014 LD 21-14	65	7	0	72	0	17	89
21015 LD 21-15	54	5	1	60	0	18	78
21016 LD 21-16	39	20	1	60	0	17	77
21017 LD 21-17	41	2	0	43	0	11	54
21018 LD 21-18	37	3	1	41	0	6	47
21019 LD 21-19	78	16	0	94	0	24	118
21020 LD 21-20	30	4	1	35	0	12	47
22001 LD 22-1	67	10	0	77	0	14	91

	Sheriff						
	VOTE FOR 1						
	DEM Todd K Baxter	CON Todd K Baxter	Write-in Totals	Total Votes Cast	Overvotes	Undervotes	Contest Total
22002 LD 22-2	18	3	0	21	0	10	31
22003 LD 22-3	26	6	1	33	0	5	38
22004 LD 22-4	26	1	0	27	0	4	31
22005 LD 22-5	30	3	0	33	0	8	41
22006 LD 22-6	27	1	0	28	0	14	42
22007 LD 22-7	139	21	4	164	0	34	198
22008 LD 22-8	33	7	1	41	0	13	54
22009 LD 22-9	21	4	0	25	0	11	36
22010 LD 22-10	66	3	0	69	0	17	86
22011 LD 22-11	67	7	2	76	0	30	106
22012 LD 22-12	17	2	0	19	0	10	29
22013 LD 22-13	18	0	0	18	0	10	28
22014 LD 22-14	47	3	1	51	0	13	64
22015 LD 22-15	67	4	2	73	0	9	82
22016 LD 22-16	28	0	0	28	0	10	38
22017 LD 22-17	30	6	0	36	0	11	47
22018 LD 22-18	22	0	0	22	0	8	30
22019 LD 22-19	48	1	1	50	0	19	69
22020 LD 22-20	41	6	0	47	0	17	64
22021 LD 22-21	22	3	0	25	0	5	30
22022 LD 22-22	45	1	2	48	0	11	59
22023 LD 22-23	42	1	0	43	0	3	46
22024 LD 22-24	42	2	2	46	0	8	54
22025 LD 22-25	6	2	0	8	0	4	12
23001 LD 23-1	303	41	12	356	0	50	406
23002 LD 23-2	277	32	8	317	0	62	379
23003 LD 23-3	346	36	16	398	0	88	486
23004 LD 23-4	188	19	4	211	0	39	250
23005 LD 23-5	6	1	0	7	0	0	7
23006 LD 23-6	129	14	3	146	0	24	170
23007 LD 23-7	209	19	5	233	0	47	280
23008 LD 23-8	307	32	5	344	0	68	412

	Sheriff						
	VOTE FOR 1						
	DEM Todd K Baxter	CON Todd K Baxter	Write-in Totals	Total Votes Cast	Overvotes	Undervotes	Contest Total
23009 LD 23-9	218	35	3	256	0	31	287
23010 LD 23-10	198	26	1	225	0	44	269
23011 LD 23-11	270	38	6	314	0	67	381
23012 LD 23-12	425	78	6	509	0	59	568
23013 LD 23-13	127	28	2	157	0	17	174
23014 LD 23-14	189	14	4	207	0	55	262
23015 LD 23-15	92	22	1	115	0	20	135
23016 LD 23-16	112	16	1	129	0	43	172
23017 LD 23-17	124	9	1	134	0	38	172
23018 LD 23-18	133	18	2	153	0	31	184
23019 LD 23-19	86	22	1	109	0	18	127
24001 LD 24-1	227	19	4	250	0	44	294
24002 LD 24-2	168	12	3	183	0	32	215
24003 LD 24-3	154	20	0	174	0	27	201
24004 LD 24-4	5	0	0	5	0	1	6
24005 LD 24-5	131	11	2	144	0	25	169
24006 LD 24-6	91	19	1	111	0	12	123
24007 LD 24-7	81	12	1	94	0	15	109
24008 LD 24-8	87	15	4	106	0	12	118
24009 LD 24-9	67	12	1	80	0	9	89
24010 LD 24-10	26	4	0	30	0	10	40
24011 LD 24-11	34	9	0	43	0	10	53
24012 LD 24-12	142	14	7	163	0	27	190
24013 LD 24-13	173	11	0	184	0	43	227
24014 LD 24-14	99	0	4	103	0	26	129
24015 LD 24-15	97	6	1	104	0	28	132
24016 LD 24-16	33	2	1	36	0	8	44
24017 LD 24-17	87	8	3	98	0	20	118
24018 LD 24-18	58	3	4	65	0	9	74
24019 LD 24-19	74	2	1	77	0	11	88
25001 LD 25-1	145	13	4	162	0	24	186
25002 LD 25-2	64	1	1	66	0	23	89

	Sheriff						
	VOTE FOR 1						
	DEM Todd K Baxter	CON Todd K Baxter	Write-in Totals	Total Votes Cast	Overvotes	Undervotes	Contest Total
25003 LD 25-3	153	14	2	169	0	45	214
25004 LD 25-4	67	3	0	70	0	18	88
25005 LD 25-5	160	13	3	176	0	46	222
25006 LD 25-6	40	6	4	50	0	14	64
25007 LD 25-7	83	2	2	87	0	20	107
25008 LD 25-8	132	5	2	139	0	38	177
25009 LD 25-9	4	0	0	4	0	0	4
25010 LD 25-10	95	12	4	111	0	29	140
25011 LD 25-11	129	4	2	135	0	24	159
25012 LD 25-12	30	0	0	30	0	5	35
25013 LD 25-13	108	21	1	130	0	56	186
25014 LD 25-14	5	0	0	5	0	0	5
25015 LD 25-15	55	2	0	57	0	17	74
25016 LD 25-16	55	4	2	61	0	10	71
25017 LD 25-17	138	18	2	158	0	31	189
25018 LD 25-18	0	1	0	1	0	1	2
26001 LD 26-1	153	60	3	216	0	25	241
26002 LD 26-2	179	71	4	254	0	48	302
26003 LD 26-3	189	37	3	229	0	29	258
26004 LD 26-4	146	48	1	195	0	18	213
26005 LD 26-5	0	0	0	0	0	0	0
26006 LD 26-6	84	31	0	115	0	20	135
26007 LD 26-7	155	58	3	216	0	28	244
26008 LD 26-8	77	25	1	103	0	24	127
26009 LD 26-9	75	12	1	88	0	16	104
26010 LD 26-10	193	62	4	259	0	38	297
26011 LD 26-11	137	41	1	179	0	38	217
26012 LD 26-12	83	44	1	128	0	8	136
26013 LD 26-13	0	0	0	0	0	0	0
27001 LD 27-1	213	27	1	241	0	55	296
27002 LD 27-2	126	14	3	143	0	41	184
27003 LD 27-3	192	14	4	210	0	40	250

	Sheriff						
	VOTE FOR 1						
	DEM Todd K Baxter	CON Todd K Baxter	Write-in Totals	Total Votes Cast	Overvotes	Undervotes	Contest Total
27004 LD 27-4	206	8	5	219	0	53	272
27005 LD 27-5	368	33	5	406	0	102	508
27006 LD 27-6	79	5	0	84	0	24	108
27007 LD 27-7	76	7	2	85	0	24	109
27008 LD 27-8	75	20	0	95	0	15	110
27009 LD 27-9	300	18	7	325	0	64	389
27010 LD 27-10	0	0	0	0	0	0	0
27011 LD 27-11	234	16	3	253	0	57	310
28001 LD 28-1	23	6	0	29	0	6	35
28002 LD 28-2	55	6	1	62	0	9	71
28003 LD 28-3	129	24	2	155	0	40	195
28004 LD 28-4	96	24	2	122	0	16	138
28005 LD 28-5	87	26	1	114	0	14	128
28006 LD 28-6	51	5	1	57	0	15	72
28007 LD 28-7	12	0	0	12	0	7	19
28008 LD 28-8	44	6	1	51	0	6	57
28009 LD 28-9	50	6	0	56	0	14	70
28010 LD 28-10	32	2	2	36	0	6	42
28011 LD 28-11	48	12	0	60	0	9	69
28012 LD 28-12	35	4	0	39	0	13	52
28013 LD 28-13	149	9	3	161	0	45	206
28014 LD 28-14	57	19	0	76	0	8	84
28015 LD 28-15	36	8	1	45	0	6	51
29001 LD 29-1	103	23	1	127	0	57	184
29002 LD 29-2	71	7	2	80	0	11	91
29003 LD 29-3	73	12	2	87	0	7	94
29004 LD 29-4	78	12	1	91	0	24	115
29005 LD 29-5	62	14	1	77	0	16	93
29006 LD 29-6	57	3	2	62	0	8	70
29007 LD 29-7	24	3	0	27	0	17	44
29008 LD 29-8	45	5	0	50	0	10	60
29009 LD 29-9	65	13	2	80	0	16	96

	Sheriff						
	VOTE FOR 1						
	DEM Todd K Baxter	CON Todd K Baxter	Write-in Totals	Total Votes Cast	Overvotes	Undervotes	Contest Total
29010 LD 29-10	44	11	0	55	0	19	74
29011 LD 29-11	80	9	1	90	0	21	111
29012 LD 29-12	59	10	0	69	0	17	86
29013 LD 29-13	50	7	0	57	0	9	66
29014 LD 29-14	82	16	2	100	0	18	118
29015 LD 29-15	54	7	0	61	0	17	78
29016 LD 29-16	93	21	5	119	0	17	136
29017 LD 29-17	74	8	0	82	0	20	102
29018 LD 29-18	9	0	0	9	0	0	9
29019 LD 29-19	17	5	1	23	0	6	29
29020 LD 29-20	80	14	2	96	0	36	132
29021 LD 29-21	6	0	0	6	0	1	7
45001 Brighton-1	219	26	3	248	0	22	270
45002 Brighton-2	82	26	1	109	0	11	120
45003 Brighton-3	51	11	0	62	0	4	66
45004 Brighton-4	175	32	7	214	0	25	239
45005 Brighton-5	298	45	7	350	0	50	400
45006 Brighton-6	198	36	4	238	0	30	268
45007 Brighton-7	257	57	7	321	0	31	352
45008 Brighton-8	128	41	1	170	0	22	192
45009 Brighton-9	127	13	4	144	0	17	161
45010 Brighton-10	212	39	2	253	0	21	274
45011 Brighton-11	166	38	4	208	0	21	229
45012 Brighton-12	232	30	4	266	0	21	287
45013 Brighton-13	293	33	5	331	0	26	357
45014 Brighton-14	133	16	0	149	0	8	157
45015 Brighton-15	131	28	1	160	0	6	166
45016 Brighton-16	167	46	2	215	0	26	241
45017 Brighton-17	234	16	1	251	0	16	267
45018 Brighton-18	156	15	4	175	0	12	187
45019 Brighton-19	211	40	6	257	0	32	289
45020 Brighton-20	109	7	1	117	0	11	128

	Sheriff						
	VOTE FOR 1						
	DEM Todd K Baxter	CON Todd K Baxter	Write-in Totals	Total Votes Cast	Overvotes	Undervotes	Contest Total
45021 Brighton-21	135	16	3	154	0	15	169
45022 Brighton-22	179	30	4	213	0	18	231
45023 Brighton-23	161	22	2	185	0	10	195
45024 Brighton-24	179	37	0	216	0	26	242
45025 Brighton-25	285	43	3	331	1	38	370
45026 Brighton-26	129	32	2	163	0	16	179
45027 Brighton-27	128	24	1	153	0	17	170
45028 Brighton-28	221	30	1	252	0	23	275
45029 Brighton-29	72	16	0	88	0	3	91
45030 Brighton-30	334	31	1	366	0	42	408
45031 Brighton-31	298	37	4	339	0	28	367
45032 Brighton-32	187	37	2	226	0	22	248
45033 Brighton-33	205	27	2	234	0	15	249
45034 Brighton-34	122	20	0	142	0	11	153
45035 Brighton-35	123	28	0	151	0	16	167
45036 Brighton-36	84	15	1	100	0	15	115
45037 Brighton-37	216	23	7	246	0	15	261
45038 Brighton-38	143	34	2	179	0	21	200
46001 Chili-1	248	112	5	365	0	43	408
46002 Chili-2	97	107	1	205	0	37	242
46003 Chili-3	104	56	1	161	0	35	196
46004 Chili-4	120	90	5	215	0	47	262
46005 Chili-5	227	172	4	403	0	62	465
46006 Chili-6	80	40	0	120	0	20	140
46007 Chili-7	57	20	0	77	0	10	87
46008 Chili-8	122	99	3	224	0	24	248
46009 Chili-9	203	82	4	289	0	45	334
46010 Chili-10	103	123	1	227	0	26	253
46011 Chili-11	107	65	1	173	0	20	193
46012 Chili-12	89	58	3	150	0	19	169
46013 Chili-13	144	111	0	255	0	35	290
46014 Chili-14	84	74	1	159	0	23	182

	Sheriff						
	VOTE FOR 1						
	DEM Todd K Baxter	CON Todd K Baxter	Write-in Totals	Total Votes Cast	Overvotes	Undervotes	Contest Total
46015 Chili-15	138	122	4	264	0	35	299
46016 Chili-16	165	143	2	310	0	63	373
46017 Chili-17	254	146	0	400	0	64	464
46018 Chili-18	66	54	2	122	0	27	149
46019 Chili-19	53	25	0	78	0	13	91
46020 Chili-20	165	79	3	247	0	22	269
46021 Chili-21	84	33	0	117	0	19	136
46022 Chili-22	155	56	1	212	0	24	236
46023 Chili-23	84	33	2	119	0	13	132
46024 Chili-24	203	123	2	328	0	36	364
47001 Clarkson-1	80	105	3	188	0	35	223
47002 Clarkson-2	13	8	0	21	0	6	27
47003 Clarkson-3	73	41	0	114	0	20	134
47004 Clarkson-4	79	91	1	171	0	41	212
47005 Clarkson-5	111	107	1	219	0	36	255
47006 Clarkson-6	49	43	0	92	0	15	107
48001 East Rochester-1	104	45	0	149	0	21	170
48002 East Rochester-2	229	106	1	336	0	57	393
48003 East Rochester-3	161	68	0	229	0	32	261
48004 East Rochester-4	210	76	2	288	0	53	341
48005 East Rochester-5	115	39	2	156	0	25	181
49001 Gates-1	120	60	2	182	0	32	214
49002 Gates-2	149	76	2	227	0	48	275
49003 Gates-3	70	29	0	99	0	18	117
49004 Gates-4	157	54	1	212	0	42	254
49005 Gates-5	176	98	0	274	0	43	317
49006 Gates-6	113	38	0	151	0	19	170
49007 Gates-7	202	119	5	326	0	54	380
49008 Gates-8	50	44	4	98	0	18	116
49009 Gates-9	78	24	0	102	0	21	123
49010 Gates-10	152	60	3	215	0	23	238
49011 Gates-11	136	67	1	204	0	23	227

	Sheriff						
	VOTE FOR 1						
	DEM Todd K Baxter	CON Todd K Baxter	Write-in Totals	Total Votes Cast	Overvotes	Undervotes	Contest Total
49012 Gates-12	82	64	4	150	0	37	187
49013 Gates-13	82	38	2	122	0	12	134
49014 Gates-14	194	86	4	284	0	58	342
49015 Gates-15	126	49	0	175	0	39	214
49016 Gates-16	95	48	0	143	0	22	165
49017 Gates-17	50	36	1	87	0	15	102
49018 Gates-18	74	81	1	156	0	28	184
49019 Gates-19	182	97	3	282	0	54	336
49020 Gates-20	118	48	0	166	0	31	197
49021 Gates-21	43	28	0	71	0	14	85
49022 Gates-22	30	9	1	40	0	12	52
49023 Gates-23	53	42	0	95	0	14	109
49024 Gates-24	196	95	2	293	0	37	330
50001 Greece-1	94	55	1	150	0	19	169
50002 Greece-2	107	92	0	199	0	34	233
50003 Greece-3	109	70	0	179	0	14	193
50004 Greece-4	78	38	0	116	0	13	129
50005 Greece-5	253	90	4	347	0	45	392
50006 Greece-6	189	98	4	291	0	46	337
50007 Greece-7	84	42	1	127	0	18	145
50008 Greece-8	74	47	0	121	0	13	134
50009 Greece-9	79	32	3	114	0	16	130
50010 Greece-10	75	42	0	117	0	18	135
50011 Greece-11	39	17	0	56	0	9	65
50012 Greece-12	49	21	0	70	0	10	80
50013 Greece-13	76	36	0	112	0	17	129
50014 Greece-14	64	23	0	87	0	12	99
50015 Greece-15	92	57	0	149	0	18	167
50016 Greece-16	56	38	1	95	0	11	106
50017 Greece-17	121	71	3	195	0	35	230
50018 Greece-18	107	75	0	182	0	20	202
50019 Greece-19	118	82	0	200	0	37	237

	Sheriff						
	VOTE FOR 1						
	DEM Todd K Baxter	CON Todd K Baxter	Write-in Totals	Total Votes Cast	Overvotes	Undervotes	Contest Total
50020 Greece-20	72	60	0	132	0	19	151
50021 Greece-21	80	43	2	125	0	16	141
50022 Greece-22	167	92	1	260	0	35	295
50023 Greece-23	134	55	1	190	0	40	230
50024 Greece-24	118	85	1	204	0	27	231
50025 Greece-25	82	36	1	119	0	9	128
50026 Greece-26	58	52	2	112	0	16	128
50027 Greece-27	149	73	0	222	0	30	252
50028 Greece-28	93	93	1	187	0	31	218
50029 Greece-29	89	50	1	140	0	25	165
50030 Greece-30	171	122	1	294	0	45	339
50031 Greece-31	108	43	3	154	0	15	169
50032 Greece-32	55	39	0	94	0	16	110
50033 Greece-33	177	112	0	289	0	41	330
50034 Greece-34	119	82	2	203	0	29	232
50035 Greece-35	98	51	0	149	0	16	165
50036 Greece-36	123	53	1	177	0	32	209
50037 Greece-37	175	102	2	279	0	42	321
50038 Greece-38	60	39	0	99	0	25	124
50039 Greece-39	55	32	1	88	0	18	106
50040 Greece-40	73	39	2	114	0	22	136
50041 Greece-41	108	51	3	162	0	17	179
50042 Greece-42	69	44	0	113	0	16	129
50043 Greece-43	130	95	0	225	0	38	263
50044 Greece-44	146	82	2	230	0	30	260
50045 Greece-45	107	111	3	221	0	44	265
50046 Greece-46	60	28	1	89	0	9	98
50047 Greece-47	99	59	0	158	0	15	173
50048 Greece-48	70	54	2	126	0	21	147
50049 Greece-49	67	34	0	101	0	19	120
50050 Greece-50	83	54	3	140	0	18	158
50051 Greece-51	157	116	1	274	0	44	318

	Sheriff						
	VOTE FOR 1						
	DEM Todd K Baxter	CON Todd K Baxter	Write-in Totals	Total Votes Cast	Overvotes	Undervotes	Contest Total
50052 Greece-52	138	80	0	218	0	21	239
50053 Greece-53	62	53	0	115	0	10	125
50054 Greece-54	68	88	2	158	0	28	186
50055 Greece-55	65	49	1	115	0	25	140
50056 Greece-56	120	55	0	175	0	25	200
50057 Greece-57	106	71	0	177	0	37	214
50058 Greece-58	108	65	1	174	0	35	209
50059 Greece-59	41	10	0	51	0	7	58
50060 Greece-60	74	27	1	102	0	25	127
50061 Greece-61	112	66	3	181	0	24	205
50062 Greece-62	109	55	3	167	0	21	188
50063 Greece-63	81	60	1	142	0	26	168
50064 Greece-64	64	41	1	106	0	19	125
50065 Greece-65	192	91	1	284	1	58	343
50066 Greece-66	42	19	0	61	0	7	68
50067 Greece-67	146	97	2	245	0	27	272
50068 Greece-68	131	83	1	215	0	23	238
50069 Greece-69	62	31	1	94	0	17	111
50070 Greece-70	265	236	0	501	0	88	589
50071 Greece-71	119	62	1	182	0	24	206
50072 Greece-72	143	82	0	225	0	37	262
50073 Greece-73	31	7	0	38	0	4	42
50074 Greece-74	85	39	0	124	0	20	144
50075 Greece-75	56	35	0	91	0	23	114
50076 Greece-76	69	74	0	143	0	24	167
50077 Greece-77	101	49	0	150	0	28	178
50078 Greece-78	50	37	1	88	0	11	99
50079 Greece-79	203	113	3	319	0	54	373
50080 Greece-80	150	81	1	232	0	36	268
50081 Greece-81	89	39	0	128	0	19	147
50082 Greece-82	119	42	1	162	0	13	175
50083 Greece-83	79	41	1	121	0	27	148

	Sheriff						
	VOTE FOR 1						
	DEM Todd K Baxter	CON Todd K Baxter	Write-in Totals	Total Votes Cast	Overvotes	Undervotes	Contest Total
50084 Greece-84	110	62	0	172	0	20	192
50085 Greece-85	120	65	0	185	0	32	217
50086 Greece-86	242	169	3	414	0	50	464
50087 Greece-87	49	20	0	69	0	20	89
50088 Greece-88	133	74	4	211	0	32	243
50089 Greece-89	66	33	0	99	0	16	115
50090 Greece-90	118	126	0	244	0	16	260
50091 Greece-91	160	124	1	285	0	47	332
50092 Greece-92	133	72	2	207	0	34	241
50093 Greece-93	115	60	0	175	0	27	202
50094 Greece-94	38	40	1	79	0	11	90
50095 Greece-95	63	23	0	86	0	5	91
50096 Greece-96	27	13	0	40	0	6	46
50097 Greece-97	168	119	2	289	0	39	328
50098 Greece-98	155	103	2	260	0	38	298
50099 Greece-99	33	25	0	58	0	15	73
50100 Greece-100	148	87	1	236	0	26	262
51001 Hamlin-1	63	44	1	108	0	10	118
51002 Hamlin-2	63	46	0	109	0	30	139
51003 Hamlin-3	54	60	0	114	0	15	129
51004 Hamlin-4	38	51	1	90	0	17	107
51005 Hamlin-5	45	47	0	92	0	20	112
51006 Hamlin-6	62	47	2	111	0	22	133
51007 Hamlin-7	84	84	5	173	0	31	204
51008 Hamlin-8	42	41	0	83	0	17	100
51009 Hamlin-9	36	29	1	66	0	17	83
51010 Hamlin-10	80	60	1	141	0	17	158
52001 Henrietta-1	158	81	2	241	0	26	267
52002 Henrietta-2	136	58	3	197	0	12	209
52003 Henrietta-3	81	15	1	97	0	8	105
52004 Henrietta-4	257	103	0	360	0	47	407
52005 Henrietta-5	171	98	0	269	0	34	303

	Sheriff						
	VOTE FOR 1						
	DEM Todd K Baxter	CON Todd K Baxter	Write-in Totals	Total Votes Cast	Overvotes	Undervotes	Contest Total
52006 Henrietta-6	227	125	0	352	0	54	406
52007 Henrietta-7	273	92	6	371	0	39	410
52008 Henrietta-8	231	108	4	343	0	39	382
52009 Henrietta-9	169	67	2	238	0	34	272
52010 Henrietta-10	425	132	3	560	0	54	614
52011 Henrietta-11	101	32	0	133	0	13	146
52012 Henrietta-12	301	135	6	442	0	59	501
52013 Henrietta-13	122	49	0	171	0	12	183
52014 Henrietta-14	220	86	5	311	0	20	331
52015 Henrietta-15	208	57	1	266	0	31	297
52016 Henrietta-16	140	63	0	203	0	22	225
52017 Henrietta-17	323	66	0	389	0	36	425
52018 Henrietta-18	158	60	1	219	0	25	244
52019 Henrietta-19	122	42	0	164	0	7	171
52020 Henrietta-20	167	68	1	236	0	25	261
52021 Henrietta-21	217	76	1	294	0	38	332
52022 Henrietta-22	211	84	0	295	0	25	320
52023 Henrietta-23	129	39	2	170	0	23	193
52024 Henrietta-24	181	38	4	223	0	23	246
52025 Henrietta-25	253	89	0	342	0	26	368
52026 Henrietta-26	291	155	1	447	0	40	487
52027 Henrietta-27	203	112	0	315	0	29	344
52028 Henrietta-28	185	60	2	247	0	20	267
53001 Irondequoit-1	285	100	6	391	0	48	439
53002 Irondequoit-2	204	67	0	271	0	43	314
53003 Irondequoit-3	140	51	1	192	0	33	225
53004 Irondequoit-4	157	51	1	209	0	42	251
53005 Irondequoit-5	245	71	3	319	0	23	342
53006 Irondequoit-6	233	67	2	302	0	36	338
53007 Irondequoit-7	199	68	3	270	0	36	306
53008 Irondequoit-8	121	55	0	176	0	34	210
53009 Irondequoit-9	113	50	2	165	0	31	196

	Sheriff						
	VOTE FOR 1						
	DEM Todd K Baxter	CON Todd K Baxter	Write-in Totals	Total Votes Cast	Overvotes	Undervotes	Contest Total
53010 Irondequoit-10	264	82	3	349	0	49	398
53011 Irondequoit-11	230	84	2	316	0	47	363
53012 Irondequoit-12	52	18	0	70	0	10	80
53013 Irondequoit-13	218	41	3	262	0	38	300
53014 Irondequoit-14	157	78	3	238	0	44	282
53015 Irondequoit-15	185	66	0	251	0	35	286
53016 Irondequoit-16	248	89	0	337	0	32	369
53017 Irondequoit-17	228	78	10	316	0	43	359
53018 Irondequoit-18	192	64	5	261	0	42	303
53019 Irondequoit-19	145	28	1	174	0	24	198
53020 Irondequoit-20	197	71	1	269	0	29	298
53021 Irondequoit-21	345	101	9	455	0	49	504
53022 Irondequoit-22	166	54	1	221	0	21	242
53023 Irondequoit-23	243	70	5	318	0	41	359
53024 Irondequoit-24	134	43	0	177	0	23	200
53025 Irondequoit-25	264	89	3	356	0	57	413
53026 Irondequoit-26	112	28	0	140	0	14	154
53027 Irondequoit-27	198	69	1	268	0	32	300
53028 Irondequoit-28	188	96	5	289	0	46	335
53029 Irondequoit-29	287	85	1	373	0	44	417
53030 Irondequoit-30	125	48	1	174	0	34	208
53031 Irondequoit-31	115	23	1	139	0	18	157
53032 Irondequoit-32	252	98	4	354	0	47	401
53033 Irondequoit-33	140	44	5	189	0	21	210
53034 Irondequoit-34	170	72	0	242	0	32	274
53035 Irondequoit-35	246	97	1	344	0	54	398
53036 Irondequoit-36	184	52	0	236	0	17	253
53037 Irondequoit-37	178	46	1	225	0	39	264
53038 Irondequoit-38	203	38	0	241	0	31	272
53039 Irondequoit-39	121	33	1	155	0	27	182
53040 Irondequoit-40	118	36	2	156	0	15	171
53041 Irondequoit-41	81	13	2	96	0	13	109

	Sheriff						
	VOTE FOR 1						
	DEM Todd K Baxter	CON Todd K Baxter	Write-in Totals	Total Votes Cast	Overvotes	Undervotes	Contest Total
53042 Irondequoit-42	149	63	2	214	0	37	251
53043 Irondequoit-43	90	31	0	121	0	28	149
53044 Irondequoit-44	240	97	0	337	0	68	405
53045 Irondequoit-45	211	71	1	283	0	41	324
54001 Mendon-1	243	135	2	380	0	37	417
54002 Mendon-2	232	92	1	325	0	50	375
54003 Mendon-3	221	155	3	379	0	54	433
54004 Mendon-4	209	93	1	303	0	43	346
54005 Mendon-5	207	131	1	339	0	50	389
54006 Mendon-6	205	144	2	351	0	42	393
54007 Mendon-7	192	140	2	334	0	61	395
54008 Mendon-8	80	43	0	123	0	15	138
54009 Mendon-9	171	107	3	281	0	43	324
55001 Ogden-1	115	83	2	200	0	38	238
55002 Ogden-2	101	61	1	163	0	25	188
55003 Ogden-3	136	127	2	265	0	32	297
55004 Ogden-4	73	82	2	157	0	22	179
55005 Ogden-5	82	82	0	164	0	23	187
55006 Ogden-6	126	81	1	208	0	16	224
55007 Ogden-7	69	141	0	210	0	45	255
55008 Ogden-8	92	69	1	162	0	22	184
55009 Ogden-9	98	64	0	162	0	20	182
55010 Ogden-10	73	73	1	147	0	21	168
55011 Ogden-11	87	71	4	162	0	24	186
55012 Ogden-12	111	105	1	217	0	47	264
55013 Ogden-13	110	76	1	187	0	29	216
55014 Ogden-14	153	140	3	296	0	40	336
55015 Ogden-15	140	102	1	243	0	35	278
55016 Ogden-16	104	84	1	189	0	36	225
55017 Ogden-17	99	113	1	213	0	41	254
55018 Ogden-18	147	96	4	247	0	22	269
56001 Parma-1	88	70	3	161	0	27	188

	Sheriff						
	VOTE FOR 1						
	DEM Todd K Baxter	CON Todd K Baxter	Write-in Totals	Total Votes Cast	Overvotes	Undervotes	Contest Total
56002 Parma-2	93	86	0	179	0	20	199
56003 Parma-3	60	68	1	129	0	16	145
56004 Parma-4	85	129	1	215	0	29	244
56005 Parma-5	53	41	2	96	0	8	104
56006 Parma-6	91	112	1	204	0	20	224
56007 Parma-7	80	73	0	153	0	21	174
56008 Parma-8	94	81	1	176	0	19	195
56009 Parma-9	71	60	0	131	0	23	154
56010 Parma-10	50	73	2	125	0	25	150
56011 Parma-11	83	74	0	157	0	24	181
56012 Parma-12	82	64	2	148	0	14	162
56013 Parma-13	129	124	1	254	0	35	289
57001 Penfield-1	359	145	1	505	0	52	557
57002 Penfield-2	151	67	0	218	0	17	235
57003 Penfield-3	137	72	1	210	0	34	244
57004 Penfield-4	170	135	0	305	0	40	345
57005 Penfield-5	183	93	3	279	0	26	305
57006 Penfield-6	89	77	2	168	0	17	185
57007 Penfield-7	154	65	2	221	0	28	249
57008 Penfield-8	117	48	1	166	0	19	185
57009 Penfield-9	229	50	0	279	0	26	305
57010 Penfield-10	71	49	0	120	0	11	131
57011 Penfield-11	180	73	0	253	0	32	285
57012 Penfield-12	175	43	1	219	0	31	250
57013 Penfield-13	152	66	0	218	0	32	250
57014 Penfield-14	135	114	6	255	0	35	290
57015 Penfield-15	225	100	1	326	0	35	361
57016 Penfield-16	60	48	0	108	0	14	122
57017 Penfield-17	270	118	2	390	0	35	425
57018 Penfield-18	97	54	1	152	0	16	168
57019 Penfield-19	235	100	0	335	0	40	375
57020 Penfield-20	151	85	1	237	0	34	271

	Sheriff							Contest Total
	VOTE FOR 1							
	DEM Todd K Baxter	CON Todd K Baxter	Write-in Totals	Total Votes Cast	Overvotes	Undervotes		
57021 Penfield-21	207	63	4	274	0	26	300	
57022 Penfield-22	207	41	3	251	0	18	269	
57023 Penfield-23	245	93	0	338	0	36	374	
57024 Penfield-24	190	93	0	283	0	32	315	
57025 Penfield-25	95	60	0	155	0	23	178	
57026 Penfield-26	96	68	1	165	0	14	179	
57027 Penfield-27	148	93	3	244	0	36	280	
57028 Penfield-28	292	99	1	392	0	46	438	
57029 Penfield-29	195	63	1	259	0	30	289	
57030 Penfield-30	257	181	6	444	0	59	503	
57031 Penfield-31	113	72	1	186	0	27	213	
57032 Penfield-32	14	9	2	25	0	6	31	
57033 Penfield-33	37	20	0	57	0	4	61	
57034 Penfield-34	167	70	0	237	0	42	279	
57035 Penfield-35	235	88	1	324	0	29	353	
57036 Penfield-36	173	71	1	245	0	18	263	
57037 Penfield-37	242	191	1	434	0	59	493	
58001 Perinton-1	246	144	0	390	0	49	439	
58002 Perinton-2	192	72	4	268	0	27	295	
58003 Perinton-3	300	134	1	435	0	39	474	
58004 Perinton-4	341	97	2	440	0	42	482	
58005 Perinton-5	240	100	3	343	0	36	379	
58006 Perinton-6	131	57	2	190	0	15	205	
58007 Perinton-7	363	139	4	506	0	55	561	
58008 Perinton-8	277	107	3	387	0	45	432	
58009 Perinton-9	198	101	3	302	0	35	337	
58010 Perinton-10	313	125	0	438	0	40	478	
58011 Perinton-11	157	65	2	224	0	16	240	
58012 Perinton-12	381	152	4	537	0	53	590	
58013 Perinton-13	208	83	0	291	0	35	326	
58014 Perinton-14	407	210	4	621	0	67	688	
58015 Perinton-15	158	68	2	228	0	21	249	

	Sheriff						
	VOTE FOR 1						
	DEM Todd K Baxter	CON Todd K Baxter	Write-in Totals	Total Votes Cast	Overvotes	Undervotes	Contest Total
58016 Perinton-16	119	63	0	182	0	16	198
58017 Perinton-17	415	187	4	606	0	68	674
58018 Perinton-18	302	160	2	464	0	43	507
58019 Perinton-19	237	108	2	347	0	35	382
58020 Perinton-20	145	67	1	213	0	32	245
58021 Perinton-21	327	113	0	440	0	41	481
58022 Perinton-22	301	163	3	467	0	54	521
58023 Perinton-23	230	128	4	362	0	34	396
58024 Perinton-24	241	83	0	324	0	41	365
58025 Perinton-25	17	4	0	21	0	6	27
58026 Perinton-26	121	68	0	189	0	25	214
58027 Perinton-27	203	72	3	278	0	22	300
58028 Perinton-28	252	134	2	388	0	45	433
58029 Perinton-29	191	79	0	270	0	32	302
58030 Perinton-30	277	108	3	388	0	40	428
58031 Perinton-31	417	168	5	590	0	70	660
58032 Perinton-32	285	147	3	435	0	56	491
58033 Perinton-33	200	60	2	262	0	21	283
58034 Perinton-34	226	89	0	315	0	30	345
58035 Perinton-35	256	162	1	419	0	36	455
58036 Perinton-36	57	24	3	84	0	10	94
58037 Perinton-37	99	83	3	185	0	12	197
58038 Perinton-38	215	106	7	328	0	39	367
58039 Perinton-39	190	104	2	296	0	42	338
59001 Pittsford-1	370	150	5	525	0	68	593
59002 Pittsford-2	251	140	2	393	0	48	441
59003 Pittsford-3	297	106	1	404	0	59	463
59004 Pittsford-4	207	102	2	311	0	38	349
59005 Pittsford-5	340	128	0	468	0	59	527
59006 Pittsford-6	258	134	6	398	0	42	440
59007 Pittsford-7	275	106	3	384	0	30	414
59008 Pittsford-8	222	114	1	337	0	35	372

	Sheriff						
	VOTE FOR 1						
	DEM Todd K Baxter	CON Todd K Baxter	Write-in Totals	Total Votes Cast	Overvotes	Undervotes	Contest Total
59009 Pittsford-9	191	92	1	284	0	34	318
59010 Pittsford-10	202	127	1	330	0	28	358
59011 Pittsford-11	157	60	0	217	0	30	247
59012 Pittsford-12	194	87	1	282	0	32	314
59013 Pittsford-13	312	125	3	440	0	59	499
59014 Pittsford-14	190	109	1	300	0	32	332
59015 Pittsford-15	119	42	1	162	0	27	189
59016 Pittsford-16	357	96	1	454	0	53	507
59017 Pittsford-17	239	77	3	319	0	41	360
59018 Pittsford-18	158	53	0	211	0	25	236
59019 Pittsford-19	242	142	0	384	0	56	440
59020 Pittsford-20	208	60	2	270	0	32	302
59021 Pittsford-21	42	16	0	58	0	8	66
59022 Pittsford-22	228	91	3	322	0	39	361
59023 Pittsford-23	152	87	0	239	0	32	271
59024 Pittsford-24	225	89	1	315	0	47	362
59025 Pittsford-25	239	82	0	321	0	33	354
59026 Pittsford-26	170	92	2	264	0	25	289
59027 Pittsford-27	242	109	1	352	0	47	399
59028 Pittsford-28	329	166	5	500	0	37	537
60001 Riga-1	152	140	1	293	0	31	324
60002 Riga-2	103	162	3	268	0	37	305
60003 Riga-3	117	124	0	241	0	23	264
60004 Riga-4	85	104	0	189	0	32	221
60005 Riga-5	78	144	0	222	0	28	250
60006 Riga-6	50	116	2	168	0	30	198
61001 Rush-1	196	138	2	336	0	47	383
61002 Rush-2	109	93	2	204	0	34	238
61003 Rush-3	229	95	2	326	0	49	375
61004 Rush-4	221	143	1	365	0	56	421
62001 Sweden-1	112	48	1	161	0	34	195
62002 Sweden-2	41	12	1	54	0	8	62

	Sheriff						
	VOTE FOR 1						
	DEM Todd K Baxter	CON Todd K Baxter	Write-in Totals	Total Votes Cast	Overvotes	Undervotes	Contest Total
62003 Sweden-3	120	40	1	161	0	28	189
62004 Sweden-4	114	68	0	182	0	23	205
62005 Sweden-5	33	11	1	45	0	5	50
62006 Sweden-6	91	44	0	135	0	24	159
62007 Sweden-7	100	52	1	153	0	14	167
62008 Sweden-8	71	69	1	141	0	26	167
62009 Sweden-9	75	47	1	123	0	21	144
62010 Sweden-10	116	133	2	251	0	41	292
62011 Sweden-11	29	15	1	45	0	7	52
62012 Sweden-12	96	81	6	183	0	28	211
63001 Webster-1	118	62	1	181	0	29	210
63002 Webster-2	168	80	3	251	0	41	292
63003 Webster-3	180	66	1	247	0	30	277
63004 Webster-4	197	95	1	293	0	47	340
63005 Webster-5	215	126	2	343	0	33	376
63006 Webster-6	86	41	0	127	0	15	142
63007 Webster-7	118	76	0	194	0	29	223
63008 Webster-8	327	216	1	544	0	62	606
63009 Webster-9	326	220	3	549	0	84	633
63010 Webster-10	234	209	3	446	0	51	497
63011 Webster-11	126	81	4	211	0	28	239
63012 Webster-12	151	105	0	256	0	37	293
63013 Webster-13	97	77	0	174	0	31	205
63014 Webster-14	151	46	2	199	0	31	230
63015 Webster-15	84	42	0	126	0	20	146
63016 Webster-16	150	80	2	232	0	34	266
63017 Webster-17	108	87	0	195	0	19	214
63018 Webster-18	92	39	0	131	0	20	151
63019 Webster-19	239	118	0	357	0	41	398
63020 Webster-20	274	213	2	489	0	59	548
63021 Webster-21	172	94	0	266	0	33	299
63022 Webster-22	120	77	2	199	0	35	234

	Sheriff						
	VOTE FOR 1						
	DEM Todd K Baxter	CON Todd K Baxter	Write-in Totals	Total Votes Cast	Overvotes	Undervotes	Contest Total
63023 Webster-23	221	140	4	365	0	31	396
63024 Webster-24	307	203	4	514	0	61	575
63025 Webster-25	166	77	1	244	0	38	282
63026 Webster-26	118	73	0	191	0	26	217
63027 Webster-27	244	136	2	382	0	38	420
63028 Webster-28	130	81	1	212	0	21	233
63029 Webster-29	190	104	0	294	0	26	320
63030 Webster-30	105	45	2	152	0	13	165
63031 Webster-31	115	85	3	203	0	41	244
63032 Webster-32	172	99	0	271	0	43	314
63033 Webster-33	143	97	0	240	0	22	262
63034 Webster-34	80	38	0	118	0	21	139
63035 Webster-35	70	17	0	87	0	7	94
63036 Webster-36	145	58	0	203	0	27	230
63037 Webster-37	204	118	1	323	0	41	364
64001 Wheatland-1	123	87	1	211	0	25	236
64002 Wheatland-2	89	108	1	198	0	61	259
64003 Wheatland-3	141	99	2	242	0	31	273
64004 Wheatland-4	107	65	0	172	0	27	199
64005 Wheatland-5	92	150	0	242	0	42	284
Totals	91,185	39,096	1,057	131,338	2	18,406	149,746

County Legislator - 3rd District									
VOTE FOR 1									
	DEM Marvin Stepherson	REP Scott A Hand	CON Scott A Hand	WOR Marvin Stepherson	Write-in Totals	Total Votes Cast	Overvotes	Undervotes	Contest Total
46001 Chili-1	200	127	50	25	1	403	0	5	408
46002 Chili-2	73	109	47	12	0	241	0	1	242
46003 Chili-3	90	65	23	15	0	193	0	3	196
46004 Chili-4	97	110	32	20	0	259	0	3	262
46005 Chili-5	191	167	77	23	0	458	0	7	465
46006 Chili-6	72	47	14	5	0	138	0	2	140
46007 Chili-7	54	13	11	8	0	86	0	1	87
46009 Chili-9	177	102	35	14	1	329	0	5	334
46010 Chili-10	75	106	59	7	0	247	0	6	253
46011 Chili-11	87	58	35	10	1	191	0	2	193
46012 Chili-12	77	60	26	4	0	167	0	2	169
46013 Chili-13	111	123	41	11	0	286	0	4	290
46014 Chili-14	75	66	31	9	0	181	0	1	182
46015 Chili-15	119	106	51	17	0	293	0	6	299
46016 Chili-16	140	162	53	14	0	369	0	4	373
46017 Chili-17	193	191	61	13	0	458	0	6	464
46018 Chili-18	53	57	26	5	0	141	0	8	149
46019 Chili-19	52	19	16	4	0	91	0	0	91
46020 Chili-20	136	72	37	22	0	267	0	2	269
46022 Chili-22	153	48	21	11	0	233	0	3	236
46023 Chili-23	82	31	10	8	0	131	0	1	132
46024 Chili-24	186	107	46	22	0	361	0	3	364
Totals	2,493	1,946	802	279	3	5,523	0	75	5,598

County Legislator - 12th District									
VOTE FOR 1									
	DEM Nazish N Jeffery	REP Leslie Schildt	CON Deborah Campanella	WES Deborah Campanella	Write-in Totals	Total Votes Cast	Overvotes	Undervotes	Contest Total
52003 Henrietta-3	74	17	8	1	0	100	0	5	105
52010 Henrietta-10	402	146	53	2	0	603	0	11	614
52013 Henrietta-13	115	41	24	1	0	181	0	2	183
52025 Henrietta-25	235	79	44	1	0	359	0	9	368
52028 Henrietta-28	170	54	34	3	0	261	0	6	267
60001 Riga-1	113	67	132	8	0	320	0	4	324
60002 Riga-2	64	60	169	9	0	302	0	3	305
60003 Riga-3	89	51	114	8	0	262	0	2	264
60004 Riga-4	62	68	85	5	1	221	0	0	221
60005 Riga-5	46	54	134	14	0	248	0	2	250
60006 Riga-6	43	48	100	7	0	198	0	0	198
64001 Wheatland-1	107	49	75	0	0	231	0	5	236
64002 Wheatland-2	64	85	91	6	0	246	0	13	259
64003 Wheatland-3	125	41	83	11	0	260	1	12	273
64004 Wheatland-4	87	52	50	3	0	192	0	7	199
64005 Wheatland-5	61	98	111	7	0	277	0	7	284
Totals	1,857	1,010	1,307	86	1	4,261	1	88	4,350

	Mayor						
	VOTE FOR 1						
	DEM Malik D Evans	CON Louis Sabo	Write-in Totals	Total Votes Cast	Overvotes	Undervotes	Contest Total
04001 LD 4-1	0	0	0	0	0	0	0
16001 LD 16-1	5	1	0	6	0	0	6
17001 LD 17-1	270	35	7	312	0	10	322
17002 LD 17-2	39	6	0	45	0	2	47
17003 LD 17-3	383	89	6	478	0	8	486
17004 LD 17-4	173	24	2	199	0	12	211
17005 LD 17-5	251	62	3	316	0	10	326
17006 LD 17-6	234	32	7	273	0	7	280
17007 LD 17-7	388	62	6	456	0	6	462
17008 LD 17-8	171	27	2	200	0	4	204
21001 LD 21-1	81	19	0	100	0	8	108
21002 LD 21-2	145	24	1	170	0	14	184
21003 LD 21-3	213	20	6	239	0	6	245
21004 LD 21-4	69	12	1	82	0	3	85
21005 LD 21-5	120	23	3	146	0	3	149
21006 LD 21-6	109	13	2	124	0	8	132
21007 LD 21-7	64	22	1	87	0	9	96
21008 LD 21-8	69	15	3	87	0	4	91
21009 LD 21-9	126	17	6	149	0	9	158
21010 LD 21-10	56	7	0	63	0	1	64
21011 LD 21-11	20	1	2	23	0	2	25
21012 LD 21-12	86	9	2	97	0	4	101
21013 LD 21-13	86	11	3	100	0	7	107
21014 LD 21-14	74	9	1	84	0	5	89
21015 LD 21-15	66	7	1	74	0	4	78
21016 LD 21-16	57	17	2	76	0	1	77
21017 LD 21-17	41	5	5	51	0	3	54
21018 LD 21-18	44	2	0	46	0	1	47
21019 LD 21-19	98	16	0	114	0	4	118
21020 LD 21-20	39	6	0	45	0	2	47
22001 LD 22-1	75	10	1	86	0	5	91

	Mayor						
	VOTE FOR 1						
	DEM Malik D Evans	CON Louis Sabo	Write-in Totals	Total Votes Cast	Overvotes	Undervotes	Contest Total
22002 LD 22-2	29	1	1	31	0	0	31
22003 LD 22-3	28	5	1	34	0	4	38
22004 LD 22-4	25	3	0	28	0	3	31
22005 LD 22-5	38	1	0	39	0	2	41
22006 LD 22-6	38	2	0	40	0	2	42
22007 LD 22-7	166	18	0	184	0	14	198
22008 LD 22-8	45	6	0	51	0	3	54
22009 LD 22-9	31	3	1	35	0	1	36
22010 LD 22-10	77	5	0	82	0	4	86
22011 LD 22-11	83	11	6	100	0	6	106
22012 LD 22-12	24	4	0	28	0	1	29
22013 LD 22-13	22	2	0	24	1	3	28
22014 LD 22-14	57	6	1	64	0	0	64
22015 LD 22-15	74	4	1	79	0	3	82
22016 LD 22-16	34	1	0	35	0	3	38
22017 LD 22-17	40	5	1	46	0	1	47
22018 LD 22-18	27	3	0	30	0	0	30
22019 LD 22-19	61	3	0	64	0	5	69
22020 LD 22-20	58	5	0	63	0	1	64
22021 LD 22-21	24	4	1	29	0	1	30
22022 LD 22-22	51	4	1	56	0	3	59
22023 LD 22-23	43	3	0	46	0	0	46
22024 LD 22-24	48	1	3	52	0	2	54
22025 LD 22-25	7	4	0	11	0	1	12
23001 LD 23-1	349	43	2	394	0	12	406
23002 LD 23-2	310	37	13	360	0	19	379
23003 LD 23-3	416	41	15	472	0	14	486
23004 LD 23-4	215	23	2	240	0	10	250
23005 LD 23-5	6	1	0	7	0	0	7
23006 LD 23-6	145	19	0	164	0	6	170
23007 LD 23-7	254	15	3	272	0	8	280
23008 LD 23-8	348	35	12	395	0	17	412

	Mayor						
	VOTE FOR 1						
	DEM Malik D Evans	CON Louis Sabo	Write-in Totals	Total Votes Cast	Overvotes	Undervotes	Contest Total
23009 LD 23-9	241	35	3	279	0	8	287
23010 LD 23-10	237	18	2	257	0	12	269
23011 LD 23-11	322	30	6	358	0	23	381
23012 LD 23-12	477	78	4	559	0	9	568
23013 LD 23-13	135	33	4	172	0	2	174
23014 LD 23-14	228	19	10	257	0	5	262
23015 LD 23-15	108	22	0	130	1	4	135
23016 LD 23-16	137	18	8	163	0	9	172
23017 LD 23-17	149	14	2	165	0	7	172
23018 LD 23-18	156	19	2	177	0	7	184
23019 LD 23-19	95	24	2	121	0	6	127
24001 LD 24-1	265	20	4	289	0	5	294
24002 LD 24-2	187	18	3	208	0	7	215
24003 LD 24-3	174	19	4	197	0	4	201
24004 LD 24-4	5	1	0	6	0	0	6
24005 LD 24-5	150	12	1	163	0	6	169
24006 LD 24-6	103	16	0	119	0	4	123
24007 LD 24-7	92	15	0	107	0	2	109
24008 LD 24-8	95	16	3	114	0	4	118
24009 LD 24-9	73	13	1	87	0	2	89
24010 LD 24-10	33	4	0	37	0	3	40
24011 LD 24-11	38	7	0	45	0	8	53
24012 LD 24-12	157	17	5	179	0	11	190
24013 LD 24-13	203	13	1	217	0	10	227
24014 LD 24-14	115	1	7	123	0	6	129
24015 LD 24-15	114	14	1	129	0	3	132
24016 LD 24-16	39	3	0	42	0	2	44
24017 LD 24-17	97	10	4	111	0	7	118
24018 LD 24-18	64	3	3	70	0	4	74
24019 LD 24-19	81	3	2	86	0	2	88
25001 LD 25-1	166	15	2	183	0	3	186
25002 LD 25-2	82	2	0	84	0	5	89

	Mayor						
	VOTE FOR 1						
	DEM Malik D Evans	CON Louis Sabo	Write-in Totals	Total Votes Cast	Overvotes	Undervotes	Contest Total
25003 LD 25-3	184	14	2	200	0	14	214
25004 LD 25-4	78	5	1	84	0	4	88
25005 LD 25-5	192	14	1	207	0	15	222
25006 LD 25-6	53	7	0	60	0	4	64
25007 LD 25-7	92	5	3	100	0	7	107
25008 LD 25-8	154	15	1	170	0	7	177
25009 LD 25-9	4	0	0	4	0	0	4
25010 LD 25-10	115	18	3	136	0	4	140
25011 LD 25-11	141	9	2	152	1	6	159
25012 LD 25-12	32	3	0	35	0	0	35
25013 LD 25-13	159	21	0	180	0	6	186
25014 LD 25-14	5	0	0	5	0	0	5
25015 LD 25-15	70	2	0	72	0	2	74
25016 LD 25-16	64	4	1	69	0	2	71
25017 LD 25-17	161	16	5	182	0	7	189
25018 LD 25-18	1	1	0	2	0	0	2
26001 LD 26-1	144	83	3	230	0	11	241
26002 LD 26-2	201	81	1	283	0	19	302
26003 LD 26-3	203	45	2	250	0	8	258
26004 LD 26-4	146	64	1	211	0	2	213
26005 LD 26-5	0	0	0	0	0	0	0
26006 LD 26-6	92	35	0	127	1	7	135
26007 LD 26-7	165	66	0	231	0	13	244
26008 LD 26-8	86	28	1	115	0	12	127
26009 LD 26-9	84	11	2	97	0	7	104
26010 LD 26-10	200	88	2	290	0	7	297
26011 LD 26-11	159	44	2	205	0	12	217
26012 LD 26-12	89	42	1	132	0	4	136
26013 LD 26-13	0	0	0	0	0	0	0
27001 LD 27-1	253	29	7	289	0	7	296
27002 LD 27-2	155	13	11	179	0	5	184
27003 LD 27-3	224	16	3	243	0	7	250

	Mayor						
	VOTE FOR 1						
	DEM Malik D Evans	CON Louis Sabo	Write-in Totals	Total Votes Cast	Overvotes	Undervotes	Contest Total
27004 LD 27-4	238	20	7	265	1	6	272
27005 LD 27-5	447	31	9	487	0	21	508
27006 LD 27-6	94	6	2	102	0	6	108
27007 LD 27-7	96	6	1	103	0	6	109
27008 LD 27-8	84	20	1	105	0	5	110
27009 LD 27-9	350	22	6	378	0	11	389
27010 LD 27-10	0	0	0	0	0	0	0
27011 LD 27-11	274	23	6	303	0	7	310
28001 LD 28-1	27	7	1	35	0	0	35
28002 LD 28-2	58	9	0	67	0	4	71
28003 LD 28-3	144	30	2	176	0	19	195
28004 LD 28-4	108	22	0	130	0	8	138
28005 LD 28-5	87	32	1	120	0	8	128
28006 LD 28-6	62	7	0	69	0	3	72
28007 LD 28-7	17	2	0	19	0	0	19
28008 LD 28-8	41	12	0	53	0	4	57
28009 LD 28-9	57	10	0	67	0	3	70
28010 LD 28-10	33	6	2	41	0	1	42
28011 LD 28-11	45	21	0	66	0	3	69
28012 LD 28-12	45	4	0	49	0	3	52
28013 LD 28-13	184	12	3	199	0	7	206
28014 LD 28-14	58	20	0	78	0	6	84
28015 LD 28-15	38	8	1	47	0	4	51
29001 LD 29-1	139	26	0	165	0	19	184
29002 LD 29-2	73	14	1	88	0	3	91
29003 LD 29-3	75	15	2	92	0	2	94
29004 LD 29-4	94	19	0	113	0	2	115
29005 LD 29-5	77	14	2	93	0	0	93
29006 LD 29-6	59	8	1	68	0	2	70
29007 LD 29-7	36	5	0	41	0	3	44
29008 LD 29-8	48	10	0	58	0	2	60
29009 LD 29-9	75	19	0	94	0	2	96

	Mayor						
	VOTE FOR 1						
	DEM Malik D Evans	CON Louis Sabo	Write-in Totals	Total Votes Cast	Overvotes	Undervotes	Contest Total
29010 LD 29-10	58	11	0	69	0	5	74
29011 LD 29-11	92	12	1	105	0	6	111
29012 LD 29-12	73	7	1	81	0	5	86
29013 LD 29-13	56	6	0	62	0	4	66
29014 LD 29-14	98	18	0	116	0	2	118
29015 LD 29-15	65	9	0	74	0	4	78
29016 LD 29-16	106	20	2	128	0	8	136
29017 LD 29-17	87	11	0	98	0	4	102
29018 LD 29-18	6	3	0	9	0	0	9
29019 LD 29-19	23	4	1	28	0	1	29
29020 LD 29-20	111	10	1	122	0	10	132
29021 LD 29-21	5	0	0	5	0	2	7
Totals	19,192	2,803	330	22,325	5	921	23,251

	Member of City Council At Large													Total Votes Cast	Overvotes
	VOTE FOR 5														
	DEM Stanley Martin	DEM Miguel A Melendez, Jr	DEM Lashunda C Leslie-Smith	DEM Chiara "Kee Kee" Smith	DEM Mitch Gruber	CON Marcus C Williams	WOR Stanley Martin	WOR Victor H Sanchez	WOR Kelly Cheatte	WOR Chiara "Kee Kee" Smith	GRE David Sutiff-Atlas	Write-in Totals			
04001 LD 4-1	0	0	0	0	0	0	0	0	0	0	0	0	0	0	
16001 LD 16-1	4	4	3	4	3	1	1	1	3	1	0	0	25	0	
17001 LD 17-1	175	183	187	172	220	44	71	115	96	79	52	1	1,395	0	
17002 LD 17-2	24	29	29	25	32	9	6	5	5	6	10	0	180	0	
17003 LD 17-3	276	296	295	254	330	84	79	121	136	112	75	6	2,064	0	
17004 LD 17-4	125	124	130	116	137	25	36	58	59	41	28	0	879	0	
17005 LD 17-5	183	222	215	175	229	59	36	71	63	51	45	4	1,353	0	
17006 LD 17-6	143	182	157	152	210	49	49	72	68	51	40	1	1,174	0	
17007 LD 17-7	237	287	285	245	337	76	82	126	120	87	69	17	1,968	0	
17008 LD 17-8	123	127	121	115	136	26	35	51	50	35	34	11	864	0	
21001 LD 21-1	49	55	61	51	63	24	16	22	19	16	8	1	385	0	
21002 LD 21-2	93	112	115	101	113	22	24	43	29	31	22	6	711	0	
21003 LD 21-3	143	143	155	131	172	20	48	71	63	56	44	4	1,050	0	
21004 LD 21-4	50	57	62	55	55	14	7	12	10	7	5	4	338	0	
21005 LD 21-5	81	87	83	82	95	22	32	46	46	40	21	1	636	0	
21006 LD 21-6	85	86	90	78	93	17	17	29	25	25	13	3	561	0	
21007 LD 21-7	49	59	52	49	48	21	11	20	20	11	4	0	344	0	
21008 LD 21-8	50	55	55	52	56	18	9	15	13	14	13	0	350	0	
21009 LD 21-9	94	99	101	92	108	17	27	42	42	30	22	3	677	0	
21010 LD 21-10	43	43	48	37	42	9	5	7	7	8	3	0	252	0	
21011 LD 21-11	16	18	21	18	15	3	2	3	1	2	2	1	102	0	
21012 LD 21-12	68	69	71	65	71	12	9	20	18	12	9	1	425	0	
21013 LD 21-13	65	64	67	62	62	7	13	16	30	19	19	3	427	0	
21014 LD 21-14	52	62	62	53	55	10	6	14	14	10	9	0	347	0	
21015 LD 21-15	48	57	60	47	57	9	13	24	16	15	2	0	348	0	
21016 LD 21-16	36	33	37	34	40	20	9	16	13	14	9	4	265	0	
21017 LD 21-17	30	35	35	28	39	8	7	14	9	9	6	3	223	0	
21018 LD 21-18	30	40	36	30	38	8	2	4	4	5	1	0	198	0	
21019 LD 21-19	76	82	85	73	74	20	6	16	14	12	3	2	463	0	
21020 LD 21-20	26	31	31	28	31	3	5	10	5	7	3	2	182	0	
22001 LD 22-1	57	68	57	50	57	11	5	13	12	11	3	0	344	5	

	Member of City Council At Large	
	VOTE FOR 5	
	Undervotes	Contest Total
04001 LD 4-1	0	0
16001 LD 16-1	5	30
17001 LD 17-1	215	1,610
17002 LD 17-2	55	235
17003 LD 17-3	366	2,430
17004 LD 17-4	176	1,055
17005 LD 17-5	277	1,630
17006 LD 17-6	226	1,400
17007 LD 17-7	342	2,310
17008 LD 17-8	156	1,020
21001 LD 21-1	155	540
21002 LD 21-2	209	920
21003 LD 21-3	175	1,225
21004 LD 21-4	87	425
21005 LD 21-5	109	745
21006 LD 21-6	99	660
21007 LD 21-7	136	480
21008 LD 21-8	105	455
21009 LD 21-9	113	790
21010 LD 21-10	68	320
21011 LD 21-11	23	125
21012 LD 21-12	80	505
21013 LD 21-13	108	535
21014 LD 21-14	98	445
21015 LD 21-15	42	390
21016 LD 21-16	120	385
21017 LD 21-17	47	270
21018 LD 21-18	37	235
21019 LD 21-19	127	590
21020 LD 21-20	53	235

	Member of City Council At Large												Total Votes Cast	Overvotes
	VOTE FOR 5													
	DEM Stanley Martin	DEM Miguel A Melendez, Jr	DEM Lashunda C Leslie-Smith	DEM Chiara "Kee Kee" Smith	DEM Mitch Gruber	CON Marcus C Williams	WOR Stanley Martin	WOR Victor H Sanchez	WOR Kelly Cheatile	WOR Chiara "Kee Kee" Smith	GRE David Sutilff-Atlas	Write-in Totals		
22002 LD 22-2	16	18	18	21	21	3	5	5	4	1	1	0	113	0
22003 LD 22-3	21	29	24	22	23	6	2	6	8	7	4	1	153	0
22004 LD 22-4	15	24	16	17	10	5	3	5	3	5	0	0	103	5
22005 LD 22-5	28	28	27	26	26	5	1	5	8	3	5	0	162	5
22006 LD 22-6	26	27	30	24	25	3	3	5	2	2	0	0	147	5
22007 LD 22-7	118	127	119	113	141	20	28	42	47	37	28	9	829	0
22008 LD 22-8	35	33	35	35	33	8	4	9	8	6	4	0	210	0
22009 LD 22-9	23	22	22	24	21	6	3	6	7	6	4	0	144	0
22010 LD 22-10	52	66	69	61	60	8	1	8	3	2	2	0	332	0
22011 LD 22-11	61	59	62	59	66	10	17	29	28	22	19	2	434	0
22012 LD 22-12	15	15	19	15	14	5	4	6	4	4	2	0	103	0
22013 LD 22-13	16	17	19	17	16	0	2	5	5	5	1	0	103	0
22014 LD 22-14	43	45	53	48	47	7	4	8	8	6	2	0	271	0
22015 LD 22-15	48	54	52	46	63	8	15	16	18	14	8	0	342	0
22016 LD 22-16	21	30	27	22	19	3	1	5	3	3	2	0	136	0
22017 LD 22-17	28	33	35	29	26	5	5	9	6	4	2	0	182	0
22018 LD 22-18	16	22	16	17	15	3	1	4	3	0	2	1	100	0
22019 LD 22-19	46	50	49	45	47	3	11	8	8	11	6	0	284	0
22020 LD 22-20	36	38	44	37	37	7	4	10	5	7	0	0	225	0
22021 LD 22-21	15	23	19	17	18	7	3	3	4	1	3	0	113	0
22022 LD 22-22	35	37	43	30	36	5	4	7	5	7	4	1	214	0
22023 LD 22-23	27	27	25	28	32	3	10	15	16	9	9	0	201	0
22024 LD 22-24	33	36	38	33	38	1	13	19	15	14	6	2	248	0
22025 LD 22-25	7	6	6	5	5	3	0	1	0	0	0	0	33	0
23001 LD 23-1	229	263	241	227	297	57	78	97	111	79	57	3	1,739	0
23002 LD 23-2	195	207	203	182	238	39	98	137	147	122	71	6	1,645	5
23003 LD 23-3	243	299	286	247	338	48	132	160	170	155	92	15	2,185	0
23004 LD 23-4	149	170	163	150	188	29	45	56	51	48	28	4	1,081	0
23005 LD 23-5	6	5	6	6	5	1	0	1	0	0	1	0	31	0
23006 LD 23-6	96	99	96	85	113	19	34	56	61	46	28	4	737	0
23007 LD 23-7	141	171	169	144	199	25	83	81	78	82	44	4	1,221	5
23008 LD 23-8	219	253	254	221	304	43	90	116	129	107	56	1	1,793	0

	Member of City Council At Large	
	VOTE FOR 5	
	Undervotes	Contest Total
22001 LD 22-1	106	455
22002 LD 22-2	42	155
22003 LD 22-3	37	190
22004 LD 22-4	47	155
22005 LD 22-5	38	205
22006 LD 22-6	58	210
22007 LD 22-7	161	990
22008 LD 22-8	60	270
22009 LD 22-9	36	180
22010 LD 22-10	98	430
22011 LD 22-11	96	530
22012 LD 22-12	42	145
22013 LD 22-13	37	140
22014 LD 22-14	49	320
22015 LD 22-15	68	410
22016 LD 22-16	54	190
22017 LD 22-17	53	235
22018 LD 22-18	50	150
22019 LD 22-19	61	345
22020 LD 22-20	95	320
22021 LD 22-21	37	150
22022 LD 22-22	81	295
22023 LD 22-23	29	230
22024 LD 22-24	22	270
22025 LD 22-25	27	60
23001 LD 23-1	291	2,030
23002 LD 23-2	245	1,895
23003 LD 23-3	245	2,430
23004 LD 23-4	169	1,250
23005 LD 23-5	4	35

	Member of City Council At Large													Total Votes Cast	Overvotes
	VOTE FOR 5														
	DEM Stanley Martin	DEM Miguel A Melendez, Jr	DEM Lashunda C Leslie-Smith	DEM Chiara "Kee Kee" Smith	DEM Mitch Gruber	CON Marcus C Williams	WOR Stanley Martin	WOR Victor H Sanchez	WOR Kelly Cheatile	WOR Chiara "Kee Kee" Smith	GRE David Sutilff-Atlas	Write-in Totals			
23009 LD 23-9	159	185	171	161	208	45	57	80	81	60	36	0	1,243	0	
23010 LD 23-10	168	199	179	182	218	25	34	49	51	39	24	0	1,168	0	
23011 LD 23-11	188	209	206	185	240	42	92	129	131	107	82	2	1,613	0	
23012 LD 23-12	336	397	364	324	421	106	70	136	122	86	60	15	2,437	0	
23013 LD 23-13	94	111	97	101	121	37	18	40	46	23	16	4	708	0	
23014 LD 23-14	134	156	149	122	183	14	82	91	105	87	60	1	1,184	0	
23015 LD 23-15	68	73	64	65	83	23	30	39	50	37	29	1	562	0	
23016 LD 23-16	79	84	88	69	104	11	60	75	81	67	27	0	745	0	
23017 LD 23-17	94	107	106	87	117	17	42	58	61	56	42	0	787	0	
23018 LD 23-18	91	97	101	97	114	20	51	71	74	56	50	0	822	0	
23019 LD 23-19	73	82	74	71	76	30	20	35	26	24	17	3	531	0	
24001 LD 24-1	148	204	190	149	226	24	66	75	79	68	73	0	1,302	0	
24002 LD 24-2	114	153	145	117	174	17	36	51	43	40	41	2	933	0	
24003 LD 24-3	102	130	127	109	152	20	51	52	60	54	45	0	902	0	
24004 LD 24-4	4	3	5	4	4	0	1	1	1	1	1	0	25	0	
24005 LD 24-5	88	99	96	86	126	17	43	62	59	50	45	4	775	0	
24006 LD 24-6	64	79	67	59	87	19	28	34	36	36	20	2	531	0	
24007 LD 24-7	54	66	67	59	76	18	23	31	28	24	21	0	467	0	
24008 LD 24-8	62	70	68	62	84	14	24	41	41	27	20	1	514	0	
24009 LD 24-9	54	59	54	52	68	15	9	15	23	11	5	5	370	0	
24010 LD 24-10	21	23	21	22	21	6	2	6	5	2	4	0	133	0	
24011 LD 24-11	24	25	27	22	21	8	3	5	8	5	6	0	154	5	
24012 LD 24-12	90	112	104	85	133	22	65	72	87	65	41	4	880	0	
24013 LD 24-13	127	138	132	124	153	17	62	74	92	63	47	1	1,030	0	
24014 LD 24-14	67	69	69	63	74	2	42	58	57	45	33	2	581	0	
24015 LD 24-15	62	74	69	64	93	12	43	50	62	46	33	0	608	0	
24016 LD 24-16	22	21	22	23	24	2	18	18	22	17	8	0	197	0	
24017 LD 24-17	66	63	60	62	72	11	32	44	48	34	24	0	516	0	
24018 LD 24-18	37	46	36	37	54	3	25	25	35	29	15	2	344	0	
24019 LD 24-19	54	62	62	51	55	2	18	23	23	19	17	0	386	0	
25001 LD 25-1	129	132	132	116	142	22	17	45	37	24	14	1	811	0	
25002 LD 25-2	52	62	61	56	57	8	10	12	9	13	1	1	342	0	

	Member of City Council At Large	
	VOTE FOR 5	
	Undervotes	Contest Total
23006 LD 23-6	113	850
23007 LD 23-7	174	1,400
23008 LD 23-8	267	2,060
23009 LD 23-9	192	1,435
23010 LD 23-10	177	1,345
23011 LD 23-11	292	1,905
23012 LD 23-12	403	2,840
23013 LD 23-13	162	870
23014 LD 23-14	126	1,310
23015 LD 23-15	113	675
23016 LD 23-16	115	860
23017 LD 23-17	73	860
23018 LD 23-18	98	920
23019 LD 23-19	104	635
24001 LD 24-1	168	1,470
24002 LD 24-2	142	1,075
24003 LD 24-3	103	1,005
24004 LD 24-4	5	30
24005 LD 24-5	70	845
24006 LD 24-6	84	615
24007 LD 24-7	78	545
24008 LD 24-8	76	590
24009 LD 24-9	75	445
24010 LD 24-10	67	200
24011 LD 24-11	106	265
24012 LD 24-12	70	950
24013 LD 24-13	105	1,135
24014 LD 24-14	64	645
24015 LD 24-15	52	660
24016 LD 24-16	23	220

	Member of City Council At Large														Overvotes
	VOTE FOR 5														
	DEM Stanley Martin	DEM Miguel A Melendez, Jr	DEM Lashunda C Leslie-Smith	DEM Chiara "Kee Kee" Smith	DEM Mitch Gruber	CON Marcus C Williams	WOR Stanley Martin	WOR Victor H Sanchez	WOR Kelly Cheatile	WOR Chiara "Kee Kee" Smith	GRE David Sutliff-Atlas	Write-in Totals	Total Votes Cast		
25003 LD 25-3	108	125	148	107	131	26	25	40	37	33	18	1	799	5	
25004 LD 25-4	53	54	58	55	62	5	12	21	21	14	15	0	370	0	
25005 LD 25-5	126	149	156	133	147	26	31	37	36	32	16	1	890	0	
25006 LD 25-6	36	28	35	36	29	8	11	10	12	11	10	2	228	0	
25007 LD 25-7	74	72	83	73	66	7	2	2	7	6	5	3	400	0	
25008 LD 25-8	108	113	128	117	107	17	17	23	30	19	15	5	699	0	
25009 LD 25-9	1	2	1	2	3	0	1	3	2	2	3	0	20	0	
25010 LD 25-10	89	84	91	81	88	18	20	27	28	28	12	1	567	0	
25011 LD 25-11	94	108	122	103	103	19	15	24	22	19	11	2	642	5	
25012 LD 25-12	23	26	27	23	24	2	3	7	1	3	4	0	143	5	
25013 LD 25-13	102	109	123	104	105	31	10	21	18	16	20	8	667	0	
25014 LD 25-14	3	5	3	2	5	0	0	0	2	1	0	0	21	0	
25015 LD 25-15	51	54	61	44	49	9	4	7	6	2	4	2	293	0	
25016 LD 25-16	35	58	49	41	55	8	12	17	14	11	6	0	306	0	
25017 LD 25-17	112	120	120	101	136	22	33	50	45	37	17	10	803	0	
25018 LD 25-18	1	2	1	0	0	0	0	1	0	0	0	0	5	0	
26001 LD 26-1	113	124	130	117	140	73	33	57	54	41	19	11	912	0	
26002 LD 26-2	132	163	148	138	173	94	35	60	63	46	33	7	1,092	0	
26003 LD 26-3	151	176	168	154	174	52	26	49	49	36	23	5	1,063	5	
26004 LD 26-4	106	126	123	102	133	56	39	57	54	41	16	4	857	0	
26005 LD 26-5	0	0	0	0	0	0	0	0	0	0	0	0	0	0	
26006 LD 26-6	67	71	80	70	83	34	15	25	19	14	11	1	490	0	
26007 LD 26-7	133	142	133	123	151	69	21	57	51	34	17	3	934	0	
26008 LD 26-8	53	65	64	57	65	31	13	22	18	19	13	0	420	0	
26009 LD 26-9	59	70	70	66	71	23	15	16	20	13	4	0	427	0	
26010 LD 26-10	139	154	149	129	182	80	46	89	81	56	34	11	1,150	0	
26011 LD 26-11	107	142	122	118	141	48	32	51	46	38	23	2	870	0	
26012 LD 26-12	60	72	71	61	78	49	18	39	42	28	14	1	533	0	
26013 LD 26-13	0	0	0	0	0	0	0	0	0	0	0	0	0	0	
27001 LD 27-1	186	184	209	181	200	44	41	48	51	51	29	6	1,230	0	
27002 LD 27-2	103	117	131	115	116	27	23	29	31	30	7	8	737	0	
27003 LD 27-3	146	172	176	154	171	30	46	54	45	46	31	2	1,073	0	

	Member of City Council At Large	
	VOTE FOR 5	
	Undervotes	Contest Total
24017 LD 24-17	74	590
24018 LD 24-18	26	370
24019 LD 24-19	54	440
25001 LD 25-1	119	930
25002 LD 25-2	103	445
25003 LD 25-3	266	1,070
25004 LD 25-4	70	440
25005 LD 25-5	220	1,110
25006 LD 25-6	92	320
25007 LD 25-7	135	535
25008 LD 25-8	186	885
25009 LD 25-9	0	20
25010 LD 25-10	133	700
25011 LD 25-11	148	795
25012 LD 25-12	27	175
25013 LD 25-13	263	930
25014 LD 25-14	4	25
25015 LD 25-15	77	370
25016 LD 25-16	49	355
25017 LD 25-17	142	945
25018 LD 25-18	5	10
26001 LD 26-1	293	1,205
26002 LD 26-2	418	1,510
26003 LD 26-3	222	1,290
26004 LD 26-4	208	1,065
26005 LD 26-5	0	0
26006 LD 26-6	185	675
26007 LD 26-7	286	1,220
26008 LD 26-8	215	635
26009 LD 26-9	93	520

	Member of City Council At Large													Total Votes Cast	Overvotes
	VOTE FOR 5														
	DEM Stanley Martin	DEM Miguel A Melendez, Jr	DEM Lashunda C Leslie-Smith	DEM Chiara "Kee Kee" Smith	DEM Mitch Gruber	CON Marcus C Williams	WOR Stanley Martin	WOR Victor H Sanchez	WOR Kelly Cheattle	WOR Chiara "Kee Kee" Smith	GRE David Sutilff-Atlas	Write-in Totals			
27004 LD 27-4	168	189	225	180	187	21	30	41	39	36	18	2	1,136	10	
27005 LD 27-5	320	371	373	326	374	59	58	78	75	61	34	6	2,135	0	
27006 LD 27-6	65	65	83	68	69	11	7	12	10	12	4	3	409	0	
27007 LD 27-7	72	73	86	73	69	8	8	17	13	10	7	0	436	0	
27008 LD 27-8	54	66	62	59	64	22	15	22	26	17	10	0	417	0	
27009 LD 27-9	247	271	290	248	275	42	38	56	53	55	32	3	1,610	0	
27010 LD 27-10	0	0	0	0	0	0	0	0	0	0	0	0	0	0	
27011 LD 27-11	191	213	232	195	224	29	40	54	43	42	29	1	1,293	0	
28001 LD 28-1	18	14	17	16	22	8	4	10	9	7	4	1	130	0	
28002 LD 28-2	53	53	54	51	54	7	3	12	7	4	4	1	303	0	
28003 LD 28-3	98	119	113	107	117	37	22	32	27	22	15	0	709	0	
28004 LD 28-4	84	94	93	88	87	24	10	30	19	12	9	0	550	0	
28005 LD 28-5	72	79	79	69	73	32	9	26	18	16	5	3	481	0	
28006 LD 28-6	46	47	48	42	41	6	2	7	11	9	3	0	262	0	
28007 LD 28-7	10	11	10	10	11	4	0	2	4	1	0	0	63	0	
28008 LD 28-8	33	38	38	33	35	15	5	8	4	6	5	0	220	0	
28009 LD 28-9	41	39	49	44	40	8	5	10	7	11	3	0	257	0	
28010 LD 28-10	18	23	28	23	25	9	3	5	3	6	0	2	145	10	
28011 LD 28-11	30	38	42	35	39	14	11	15	16	10	8	0	258	0	
28012 LD 28-12	36	35	39	32	33	11	6	5	7	9	4	0	217	0	
28013 LD 28-13	135	158	163	142	139	24	15	21	17	17	9	4	844	0	
28014 LD 28-14	45	49	51	49	53	21	8	18	15	8	8	0	325	0	
28015 LD 28-15	26	31	30	29	31	12	6	7	12	5	2	2	193	0	
29001 LD 29-1	87	125	117	101	102	25	14	19	19	15	7	1	632	0	
29002 LD 29-2	62	63	64	62	66	14	5	14	13	5	1	5	374	0	
29003 LD 29-3	53	52	50	46	57	13	17	27	30	22	17	1	385	0	
29004 LD 29-4	61	72	71	67	83	18	15	21	21	19	14	0	462	0	
29005 LD 29-5	60	67	65	63	65	18	13	11	12	11	6	2	393	0	
29006 LD 29-6	44	47	44	42	41	9	6	15	11	8	2	0	269	0	
29007 LD 29-7	24	24	30	24	24	4	4	7	5	3	0	0	149	0	
29008 LD 29-8	31	40	42	39	38	12	4	10	6	6	1	0	229	0	
29009 LD 29-9	49	56	60	54	54	19	14	22	20	16	6	5	375	0	

	Member of City Council At Large	
	VOTE FOR 5	
	Undervotes	Contest Total
26010 LD 26-10	335	1,485
26011 LD 26-11	215	1,085
26012 LD 26-12	147	680
26013 LD 26-13	0	0
27001 LD 27-1	250	1,480
27002 LD 27-2	183	920
27003 LD 27-3	177	1,250
27004 LD 27-4	214	1,360
27005 LD 27-5	405	2,540
27006 LD 27-6	131	540
27007 LD 27-7	109	545
27008 LD 27-8	133	550
27009 LD 27-9	335	1,945
27010 LD 27-10	0	0
27011 LD 27-11	257	1,550
28001 LD 28-1	45	175
28002 LD 28-2	52	355
28003 LD 28-3	266	975
28004 LD 28-4	140	690
28005 LD 28-5	159	640
28006 LD 28-6	98	360
28007 LD 28-7	32	95
28008 LD 28-8	65	285
28009 LD 28-9	93	350
28010 LD 28-10	55	210
28011 LD 28-11	87	345
28012 LD 28-12	43	260
28013 LD 28-13	186	1,030
28014 LD 28-14	95	420
28015 LD 28-15	62	255

	Member of City Council At Large													Total Votes Cast	Overvotes
	VOTE FOR 5														
	DEM Stanley Martin	DEM Miguel A Melendez, Jr	DEM Lashunda C Leslie-Smith	DEM Chiara "Kee Kee" Smith	DEM Mitch Gruber	CON Marcus C Williams	WOR Stanley Martin	WOR Victor H Sanchez	WOR Kelly Cheatle	WOR Chiara "Kee Kee" Smith	GRE David Sutliff-Atlas	Write-in Totals			
29010 LD 29-10	41	48	51	45	44	15	6	19	10	15	6	0	300	0	
29011 LD 29-11	77	79	76	76	74	16	9	12	13	11	6	4	453	0	
29012 LD 29-12	50	54	56	55	49	12	1	4	2	1	4	0	288	0	
29013 LD 29-13	31	40	45	37	36	9	12	17	15	15	7	0	264	0	
29014 LD 29-14	75	83	81	66	86	22	11	18	22	14	15	0	493	0	
29015 LD 29-15	46	63	62	49	52	11	3	6	9	6	3	0	310	0	
29016 LD 29-16	86	92	100	91	88	25	13	15	20	15	8	8	561	0	
29017 LD 29-17	60	75	72	63	71	15	15	22	16	20	6	5	440	0	
29018 LD 29-18	8	8	8	8	6	2	0	1	0	1	0	0	42	0	
29019 LD 29-19	17	18	19	17	16	9	1	2	0	0	1	0	100	0	
29020 LD 29-20	70	83	85	74	68	20	6	10	7	7	7	5	442	0	
29021 LD 29-21	4	6	5	4	4	0	0	0	0	0	0	0	23	0	
Totals	12,984	14,690	14,692	13,022	15,494	3,312	3,619	5,317	5,249	4,260	2,782	342	95,763	75	

	Member of City Council At Large	
	VOTE FOR 5	
	Undervotes	Contest Total
29001 LD 29-1	288	920
29002 LD 29-2	81	455
29003 LD 29-3	85	470
29004 LD 29-4	113	575
29005 LD 29-5	72	465
29006 LD 29-6	81	350
29007 LD 29-7	71	220
29008 LD 29-8	71	300
29009 LD 29-9	105	480
29010 LD 29-10	70	370
29011 LD 29-11	102	555
29012 LD 29-12	142	430
29013 LD 29-13	66	330
29014 LD 29-14	97	590
29015 LD 29-15	80	390
29016 LD 29-16	119	680
29017 LD 29-17	70	510
29018 LD 29-18	3	45
29019 LD 29-19	45	145
29020 LD 29-20	218	660
29021 LD 29-21	12	35
Totals	20,417	116,255

Commissioner of Schools										
VOTE FOR 3										
	DEM Kareem McCullough	DEM Camille A Simmons	DEM Heather Feinman	WOR Kareem McCullough	WOR Camille A Simmons	Write-in Totals	Total Votes Cast	Overvotes	Undervotes	Contest Total
04001 LD 4-1	0	0	0	0	0	0	0	0	0	0
16001 LD 16-1	4	4	4	1	1	0	14	0	4	18
17001 LD 17-1	186	180	243	78	89	2	778	0	188	966
17002 LD 17-2	32	28	31	7	7	0	105	0	36	141
17003 LD 17-3	287	282	363	108	105	7	1,152	0	306	1,458
17004 LD 17-4	135	127	151	33	37	0	483	0	150	633
17005 LD 17-5	207	208	250	48	51	3	767	0	211	978
17006 LD 17-6	167	167	216	52	52	1	655	0	185	840
17007 LD 17-7	279	287	358	92	92	9	1,117	0	269	1,386
17008 LD 17-8	125	125	165	41	42	7	505	0	107	612
21001 LD 21-1	62	57	67	19	16	1	222	0	102	324
21002 LD 21-2	119	112	119	26	28	5	409	0	143	552
21003 LD 21-3	146	147	177	58	58	1	587	0	148	735
21004 LD 21-4	54	57	58	12	15	3	199	0	56	255
21005 LD 21-5	95	94	99	33	35	1	357	0	90	447
21006 LD 21-6	85	89	99	22	21	1	317	0	79	396
21007 LD 21-7	57	55	54	14	12	1	193	0	95	288
21008 LD 21-8	55	55	59	15	14	1	199	0	74	273
21009 LD 21-9	104	103	123	30	33	0	393	0	81	474
21010 LD 21-10	45	43	40	6	5	0	139	0	53	192
21011 LD 21-11	18	20	17	2	2	0	59	0	16	75
21012 LD 21-12	72	74	75	13	14	2	250	0	53	303
21013 LD 21-13	67	66	70	16	15	1	235	0	86	321
21014 LD 21-14	60	63	63	10	11	0	207	0	60	267
21015 LD 21-15	56	58	61	16	14	0	205	0	29	234
21016 LD 21-16	40	38	41	15	14	3	151	0	80	231
21017 LD 21-17	37	36	40	7	8	1	129	0	33	162
21018 LD 21-18	36	34	37	4	3	1	115	0	26	141
21019 LD 21-19	86	85	78	12	10	0	271	0	83	354
21020 LD 21-20	32	31	29	5	8	0	105	0	36	141
22001 LD 22-1	64	58	55	12	14	0	203	0	70	273

	Commissioner of Schools									
	VOTE FOR 3									
	DEM Kareem McCullough	DEM Camille A Simmons	DEM Heather Feinman	WOR Kareem McCullough	WOR Camille A Simmons	Write-in Totals	Total Votes Cast	Overvotes	Undervotes	Contest Total
22002 LD 22-2	20	21	17	4	4	0	66	0	27	93
22003 LD 22-3	22	23	27	5	4	0	81	0	33	114
22004 LD 22-4	19	21	18	4	6	0	68	0	25	93
22005 LD 22-5	27	31	28	5	5	0	96	0	27	123
22006 LD 22-6	32	28	24	2	3	0	89	0	37	126
22007 LD 22-7	127	122	145	38	36	2	470	0	124	594
22008 LD 22-8	37	36	37	7	10	0	127	0	35	162
22009 LD 22-9	21	24	21	7	6	1	80	0	28	108
22010 LD 22-10	68	63	62	3	6	0	202	0	56	258
22011 LD 22-11	64	65	71	21	22	1	244	0	74	318
22012 LD 22-12	17	17	17	4	4	0	59	0	28	87
22013 LD 22-13	18	19	18	2	3	0	60	0	24	84
22014 LD 22-14	49	48	50	6	7	0	160	0	32	192
22015 LD 22-15	42	46	60	12	12	3	175	0	71	246
22016 LD 22-16	26	25	22	3	3	0	79	0	35	114
22017 LD 22-17	32	33	30	6	4	0	105	0	36	141
22018 LD 22-18	20	20	17	1	2	0	60	0	30	90
22019 LD 22-19	46	46	49	11	9	0	161	0	46	207
22020 LD 22-20	42	40	36	8	6	0	132	0	60	192
22021 LD 22-21	21	17	18	2	2	0	60	0	30	90
22022 LD 22-22	41	33	37	6	5	0	122	0	55	177
22023 LD 22-23	29	29	37	10	10	0	115	0	23	138
22024 LD 22-24	36	37	42	11	12	1	139	0	23	162
22025 LD 22-25	9	7	6	0	0	0	22	0	14	36
23001 LD 23-1	256	253	311	72	72	3	967	0	251	1,218
23002 LD 23-2	215	211	304	101	111	2	944	0	193	1,137
23003 LD 23-3	281	285	388	134	141	4	1,233	0	225	1,458
23004 LD 23-4	162	168	195	42	47	2	616	0	134	750
23005 LD 23-5	6	6	6	0	0	0	18	0	3	21
23006 LD 23-6	98	98	137	41	40	3	417	0	93	510
23007 LD 23-7	164	154	225	77	84	1	705	0	135	840
23008 LD 23-8	241	242	331	95	89	0	998	0	238	1,236

Commissioner of Schools Rochester										
VOTE FOR 3										
	DEM Kareem McCullough	DEM Camille A Simmons	DEM Heather Feinman	WOR Kareem McCullough	WOR Camille A Simmons	Write-in Totals	Total Votes Cast	Overvotes	Undervotes	Contest Total
23009 LD 23-9	178	175	226	65	65	0	709	0	152	861
23010 LD 23-10	191	189	218	39	39	0	676	0	131	807
23011 LD 23-11	215	209	278	105	104	3	914	0	229	1,143
23012 LD 23-12	362	372	435	87	86	13	1,355	0	349	1,704
23013 LD 23-13	98	100	118	29	26	3	374	0	148	522
23014 LD 23-14	145	150	207	86	82	3	673	0	113	786
23015 LD 23-15	76	75	96	33	33	1	314	0	91	405
23016 LD 23-16	83	85	128	60	58	0	414	0	102	516
23017 LD 23-17	102	103	141	50	48	1	445	0	71	516
23018 LD 23-18	101	101	146	55	54	4	461	0	91	552
23019 LD 23-19	79	81	92	23	22	2	299	0	82	381
24001 LD 24-1	183	179	232	67	64	2	727	0	155	882
24002 LD 24-2	142	141	163	43	45	2	536	0	109	645
24003 LD 24-3	106	101	157	58	56	0	478	0	125	603
24004 LD 24-4	5	4	6	1	2	0	18	0	0	18
24005 LD 24-5	99	97	140	45	51	3	435	0	72	507
24006 LD 24-6	71	67	93	36	36	3	306	0	63	369
24007 LD 24-7	69	65	87	25	25	0	271	0	56	327
24008 LD 24-8	78	78	98	24	24	1	303	0	51	354
24009 LD 24-9	61	61	65	9	9	3	208	0	59	267
24010 LD 24-10	23	22	27	4	6	0	82	0	38	120
24011 LD 24-11	32	26	29	4	4	0	95	0	64	159
24012 LD 24-12	98	94	153	72	73	3	493	0	77	570
24013 LD 24-13	125	119	184	76	79	3	586	0	95	681
24014 LD 24-14	71	69	100	41	45	0	326	0	61	387
24015 LD 24-15	67	68	100	48	46	0	329	0	67	396
24016 LD 24-16	20	20	35	18	16	0	109	0	23	132
24017 LD 24-17	59	60	94	34	34	3	284	0	70	354
24018 LD 24-18	42	38	61	25	26	2	194	0	28	222
24019 LD 24-19	59	60	73	18	18	0	228	0	36	264
25001 LD 25-1	135	135	157	28	29	0	484	0	74	558
25002 LD 25-2	63	68	63	7	12	0	213	0	54	267

	Commissioner of Schools									
	VOTE FOR 3									
	DEM Kareem McCullough	DEM Camille A Simmons	DEM Heather Feinman	WOR Kareem McCullough	WOR Camille A Simmons	Write-in Totals	Total Votes Cast	Overvotes	Undervotes	Contest Total
25003 LD 25-3	137	128	130	33	29	0	457	0	185	642
25004 LD 25-4	56	58	67	14	15	0	210	0	54	264
25005 LD 25-5	147	139	148	37	43	0	514	0	152	666
25006 LD 25-6	35	32	39	13	14	1	134	0	58	192
25007 LD 25-7	77	82	62	9	4	0	234	0	87	321
25008 LD 25-8	126	125	120	16	17	1	405	0	126	531
25009 LD 25-9	4	4	4	0	0	0	12	0	0	12
25010 LD 25-10	84	86	92	26	25	0	313	0	107	420
25011 LD 25-11	114	117	107	16	16	1	371	0	106	477
25012 LD 25-12	26	29	30	4	4	0	93	0	12	105
25013 LD 25-13	130	111	98	14	17	4	374	0	184	558
25014 LD 25-14	4	4	5	1	1	0	15	0	0	15
25015 LD 25-15	56	56	48	3	5	2	170	0	52	222
25016 LD 25-16	46	47	52	10	11	0	166	0	47	213
25017 LD 25-17	121	118	139	41	39	3	461	0	106	567
25018 LD 25-18	2	1	0	0	0	0	3	0	3	6
26001 LD 26-1	123	122	145	49	45	6	490	0	233	723
26002 LD 26-2	149	150	176	52	55	6	588	0	318	906
26003 LD 26-3	170	169	186	38	36	3	602	0	172	774
26004 LD 26-4	128	122	150	43	46	1	490	0	149	639
26005 LD 26-5	0	0	0	0	0	0	0	0	0	0
26006 LD 26-6	77	81	85	19	19	0	281	0	124	405
26007 LD 26-7	133	134	154	39	37	0	497	0	235	732
26008 LD 26-8	66	59	66	17	21	1	230	0	151	381
26009 LD 26-9	69	68	74	17	17	1	246	0	66	312
26010 LD 26-10	162	159	199	57	58	9	644	0	247	891
26011 LD 26-11	129	124	145	38	39	4	479	0	172	651
26012 LD 26-12	71	68	87	27	29	1	283	0	125	408
26013 LD 26-13	0	0	0	0	0	0	0	0	0	0
27001 LD 27-1	205	195	216	50	53	1	720	0	168	888
27002 LD 27-2	123	122	128	29	26	2	430	0	122	552
27003 LD 27-3	164	167	187	45	47	0	610	0	140	750

	Commissioner of Schools									
	VOTE FOR 3									
	DEM Kareem McCullough	DEM Camille A Simmons	DEM Heather Feinman	WOR Kareem McCullough	WOR Camille A Simmons	Write-in Totals	Total Votes Cast	Overvotes	Undervotes	Contest Total
27004 LD 27-4	196	197	183	34	29	1	640	0	176	816
27005 LD 27-5	358	356	361	67	61	3	1,206	0	318	1,524
27006 LD 27-6	71	72	61	10	10	2	226	0	98	324
27007 LD 27-7	82	83	75	10	9	0	259	0	68	327
27008 LD 27-8	63	61	65	20	23	0	232	0	98	330
27009 LD 27-9	280	280	292	48	43	1	944	0	223	1,167
27010 LD 27-10	0	0	0	0	0	0	0	0	0	0
27011 LD 27-11	221	217	225	38	40	0	741	0	189	930
28001 LD 28-1	19	19	22	5	6	0	71	0	34	105
28002 LD 28-2	55	55	56	6	4	3	179	0	34	213
28003 LD 28-3	112	119	119	28	27	0	405	0	180	585
28004 LD 28-4	96	88	94	22	22	1	323	0	91	414
28005 LD 28-5	82	87	79	16	17	1	282	0	102	384
28006 LD 28-6	48	44	45	11	9	0	157	0	59	216
28007 LD 28-7	12	13	12	0	0	0	37	0	20	57
28008 LD 28-8	36	39	36	12	11	0	134	0	37	171
28009 LD 28-9	51	44	36	4	8	0	143	0	67	210
28010 LD 28-10	26	30	27	6	4	1	94	0	32	126
28011 LD 28-11	45	43	46	10	11	0	155	0	52	207
28012 LD 28-12	42	34	34	6	8	0	124	0	32	156
28013 LD 28-13	155	150	140	20	23	4	492	0	126	618
28014 LD 28-14	49	48	56	14	13	0	180	0	72	252
28015 LD 28-15	32	29	29	7	7	1	105	0	48	153
29001 LD 29-1	110	109	106	18	18	1	362	0	190	552
29002 LD 29-2	64	67	65	9	9	3	217	0	56	273
29003 LD 29-3	55	53	69	22	24	0	223	0	59	282
29004 LD 29-4	72	72	82	18	17	0	261	0	84	345
29005 LD 29-5	67	68	64	9	11	0	219	0	60	279
29006 LD 29-6	50	47	47	8	9	0	161	0	49	210
29007 LD 29-7	30	25	23	4	5	0	87	0	45	132
29008 LD 29-8	42	40	38	4	6	0	130	0	50	180
29009 LD 29-9	55	55	63	15	17	3	208	0	80	288

	Commissioner of Schools									
	VOTE FOR 3									
	DEM Kareem McCullough	DEM Camille A Simmons	DEM Heather Feinman	WOR Kareem McCullough	WOR Camille A Simmons	Write-in Totals	Total Votes Cast	Overvotes	Undervotes	Contest Total
29010 LD 29-10	45	45	48	14	15	0	167	0	55	222
29011 LD 29-11	81	78	79	9	11	3	261	0	72	333
29012 LD 29-12	62	56	48	2	3	0	171	0	87	258
29013 LD 29-13	41	42	42	13	12	0	150	0	48	198
29014 LD 29-14	85	81	85	14	14	0	279	0	75	354
29015 LD 29-15	59	54	53	5	3	0	174	0	60	234
29016 LD 29-16	101	97	95	12	13	7	325	0	83	408
29017 LD 29-17	69	69	80	18	17	3	256	0	50	306
29018 LD 29-18	8	8	8	0	0	0	24	0	3	27
29019 LD 29-19	22	18	18	0	1	0	59	0	28	87
29020 LD 29-20	79	79	66	11	6	3	244	0	152	396
29021 LD 29-21	5	5	6	0	0	0	16	0	5	21
Totals	14,605	14,416	16,647	4,218	4,272	217	54,375	0	15,378	69,753

Brighton Supervisor						
VOTE FOR 1						
	DEM William W Moehle	Write-in Totals	Total Votes Cast	Overvotes	Undervotes	Contest Total
45001 Brighton-1	226	10	236	0	34	270
45002 Brighton-2	96	0	96	0	24	120
45003 Brighton-3	59	1	60	0	6	66
45004 Brighton-4	189	19	208	0	31	239
45005 Brighton-5	315	26	341	0	59	400
45006 Brighton-6	207	6	213	0	55	268
45007 Brighton-7	286	5	291	0	61	352
45008 Brighton-8	130	11	141	0	51	192
45009 Brighton-9	140	1	141	0	20	161
45010 Brighton-10	235	5	240	0	34	274
45011 Brighton-11	189	7	196	0	33	229
45012 Brighton-12	240	10	250	0	37	287
45013 Brighton-13	300	18	318	0	39	357
45014 Brighton-14	145	0	145	0	12	157
45015 Brighton-15	149	2	151	0	15	166
45016 Brighton-16	178	6	184	0	57	241
45017 Brighton-17	247	3	250	0	17	267
45018 Brighton-18	160	3	163	0	24	187
45019 Brighton-19	225	24	249	0	40	289
45020 Brighton-20	114	1	115	0	13	128
45021 Brighton-21	140	9	149	0	20	169
45022 Brighton-22	176	19	195	0	36	231
45023 Brighton-23	168	6	174	0	21	195
45024 Brighton-24	197	0	197	0	45	242
45025 Brighton-25	298	15	313	0	57	370
45026 Brighton-26	143	1	144	0	35	179
45027 Brighton-27	142	0	142	0	28	170
45028 Brighton-28	232	11	243	0	32	275
45029 Brighton-29	74	5	79	0	12	91
45030 Brighton-30	359	2	361	0	47	408
45031 Brighton-31	300	20	320	0	47	367

	Brighton Supervisor					
	VOTE FOR 1					
	DEM William W Moehle	Write-in Totals	Total Votes Cast	Overvotes	Undervotes	Contest Total
45032 Brighton-32	192	19	211	0	37	248
45033 Brighton-33	204	7	211	0	38	249
45034 Brighton-34	135	1	136	0	17	153
45035 Brighton-35	139	0	139	0	28	167
45036 Brighton-36	91	2	93	0	22	115
45037 Brighton-37	225	9	234	0	27	261
45038 Brighton-38	169	1	170	0	30	200
Totals	7,214	285	7,499	0	1,241	8,740

Brighton Town Clerk						
VOTE FOR 1						
	DEM Daniel E Aman	Write-in Totals	Total Votes Cast	Overvotes	Undervotes	Contest Total
45001 Brighton-1	248	1	249	0	21	270
45002 Brighton-2	102	0	102	0	18	120
45003 Brighton-3	60	1	61	0	5	66
45004 Brighton-4	219	2	221	0	18	239
45005 Brighton-5	342	4	346	0	54	400
45006 Brighton-6	225	2	227	0	41	268
45007 Brighton-7	294	4	298	0	54	352
45008 Brighton-8	149	0	149	0	43	192
45009 Brighton-9	142	0	142	0	19	161
45010 Brighton-10	250	3	253	0	21	274
45011 Brighton-11	196	3	199	0	30	229
45012 Brighton-12	263	3	266	0	21	287
45013 Brighton-13	328	1	329	0	28	357
45014 Brighton-14	148	0	148	0	9	157
45015 Brighton-15	150	0	150	0	16	166
45016 Brighton-16	189	1	190	0	51	241
45017 Brighton-17	248	0	248	0	19	267
45018 Brighton-18	173	0	173	0	14	187
45019 Brighton-19	253	4	257	0	32	289
45020 Brighton-20	118	0	118	0	10	128
45021 Brighton-21	151	0	151	0	18	169
45022 Brighton-22	198	1	199	0	32	231
45023 Brighton-23	180	1	181	0	14	195
45024 Brighton-24	198	0	198	0	44	242
45025 Brighton-25	323	1	324	0	46	370
45026 Brighton-26	150	0	150	0	29	179
45027 Brighton-27	149	0	149	0	21	170
45028 Brighton-28	246	0	246	0	29	275
45029 Brighton-29	82	0	82	0	9	91
45030 Brighton-30	366	1	367	0	41	408
45031 Brighton-31	327	2	329	0	38	367

	Brighton Town Clerk					
	VOTE FOR 1					
	DEM Daniel E Aman	Write-in Totals	Total Votes Cast	Overvotes	Undervotes	Contest Total
45032 Brighton-32	219	1	220	0	28	248
45033 Brighton-33	219	0	219	0	30	249
45034 Brighton-34	137	1	138	0	15	153
45035 Brighton-35	141	0	141	0	26	167
45036 Brighton-36	95	0	95	0	20	115
45037 Brighton-37	242	0	242	0	19	261
45038 Brighton-38	173	1	174	0	26	200
Totals	7,693	38	7,731	0	1,009	8,740

Brighton Member of Town Council								
VOTE FOR 2								
	DEM Christine E Corrado	DEM Clara Sanguinetti	WOR Robin R Witt	Write-in Totals	Total Votes Cast	Overvotes	Undervotes	Contest Total
45001 Brighton-1	210	211	79	0	500	0	40	540
45002 Brighton-2	80	78	36	1	195	0	45	240
45003 Brighton-3	49	48	19	2	118	0	14	132
45004 Brighton-4	169	184	74	7	434	0	44	478
45005 Brighton-5	294	319	95	13	721	0	79	800
45006 Brighton-6	194	182	73	3	452	0	84	536
45007 Brighton-7	234	243	113	6	596	0	108	704
45008 Brighton-8	136	136	27	1	300	0	84	384
45009 Brighton-9	105	119	62	0	286	0	36	322
45010 Brighton-10	220	220	63	8	511	0	37	548
45011 Brighton-11	167	158	66	4	395	0	63	458
45012 Brighton-12	217	231	67	5	520	0	54	574
45013 Brighton-13	275	271	95	0	641	0	73	714
45014 Brighton-14	111	125	52	0	288	0	26	314
45015 Brighton-15	123	126	47	0	296	0	36	332
45016 Brighton-16	164	173	31	3	371	0	111	482
45017 Brighton-17	223	213	41	2	479	0	55	534
45018 Brighton-18	141	146	52	0	339	0	35	374
45019 Brighton-19	232	237	56	4	529	0	49	578
45020 Brighton-20	86	93	47	1	227	0	29	256
45021 Brighton-21	126	126	49	1	302	0	36	338
45022 Brighton-22	166	177	45	4	392	0	70	462
45023 Brighton-23	162	152	36	0	350	2	38	390
45024 Brighton-24	165	164	63	1	393	0	91	484
45025 Brighton-25	270	277	108	1	656	0	84	740
45026 Brighton-26	130	126	43	0	299	0	59	358
45027 Brighton-27	128	126	42	0	296	0	44	340
45028 Brighton-28	211	214	62	1	488	0	62	550
45029 Brighton-29	67	70	22	0	159	0	23	182
45030 Brighton-30	320	299	85	3	707	0	109	816
45031 Brighton-31	290	288	80	4	662	0	72	734

	Brighton Member of Town Council							
	VOTE FOR 2							
	DEM Christine E. Corrado	DEM Clara Sanguinetti	WOR Robin R Witt	Write-in Totals	Total Votes Cast	Overvotes	Undervotes	Contest Total
45032 Brighton-32	190	179	80	4	453	0	43	496
45033 Brighton-33	204	201	49	0	454	0	44	498
45034 Brighton-34	127	117	40	0	284	0	22	306
45035 Brighton-35	120	126	35	0	281	0	53	334
45036 Brighton-36	76	84	31	0	191	0	39	230
45037 Brighton-37	203	209	65	1	478	0	44	522
45038 Brighton-38	152	151	43	0	346	0	54	400
Totals	6,537	6,599	2,173	80	15,389	2	2,089	17,480

	Chili Supervisor						
	VOTE FOR 1						
	REP David J Dunning	CON David J Dunning	Write-in Totals	Total Votes Cast	Overvotes	Undervotes	Contest Total
46001 Chili-1	181	90	11	282	0	126	408
46002 Chili-2	145	58	6	209	0	33	242
46003 Chili-3	87	35	7	129	0	67	196
46004 Chili-4	136	57	8	201	0	61	262
46005 Chili-5	213	122	7	342	0	123	465
46006 Chili-6	68	26	2	96	0	44	140
46007 Chili-7	36	20	2	58	0	29	87
46008 Chili-8	114	71	4	189	0	59	248
46009 Chili-9	146	71	13	230	0	104	334
46010 Chili-10	129	74	2	205	0	48	253
46011 Chili-11	83	47	5	135	0	58	193
46012 Chili-12	81	46	5	132	0	37	169
46013 Chili-13	154	67	3	224	0	66	290
46014 Chili-14	93	45	1	139	0	43	182
46015 Chili-15	135	67	8	210	0	89	299
46016 Chili-16	194	74	4	272	0	101	373
46017 Chili-17	243	101	2	346	0	118	464
46018 Chili-18	72	32	2	106	0	43	149
46019 Chili-19	28	25	2	55	0	36	91
46020 Chili-20	111	78	9	198	0	71	269
46021 Chili-21	51	33	3	87	0	49	136
46022 Chili-22	78	42	12	132	0	104	236
46023 Chili-23	53	22	7	82	0	50	132
46024 Chili-24	161	75	16	252	0	112	364
Totals	2,792	1,378	141	4,311	0	1,671	5,982

	Chili Town Clerk						
	VOTE FOR 1						
	REP Virginia L Ignatowski	CON Virginia L Ignatowski	Write-in Totals	Total Votes Cast	Overvotes	Undervotes	Contest Total
46001 Chili-1	196	90	7	293	0	115	408
46002 Chili-2	149	66	0	215	0	27	242
46003 Chili-3	97	34	6	137	0	59	196
46004 Chili-4	142	59	5	206	0	56	262
46005 Chili-5	221	126	5	352	0	113	465
46006 Chili-6	70	30	2	102	0	38	140
46007 Chili-7	35	22	1	58	0	29	87
46008 Chili-8	120	74	1	195	0	53	248
46009 Chili-9	150	72	10	232	0	102	334
46010 Chili-10	135	75	2	212	0	41	253
46011 Chili-11	87	49	2	138	0	55	193
46012 Chili-12	84	44	2	130	0	39	169
46013 Chili-13	165	66	0	231	0	59	290
46014 Chili-14	102	47	0	149	0	33	182
46015 Chili-15	141	70	4	215	0	84	299
46016 Chili-16	197	82	1	280	0	93	373
46017 Chili-17	255	102	1	358	0	106	464
46018 Chili-18	76	34	2	112	0	37	149
46019 Chili-19	30	24	2	56	0	35	91
46020 Chili-20	125	76	5	206	0	63	269
46021 Chili-21	53	36	4	93	0	43	136
46022 Chili-22	82	37	10	129	0	107	236
46023 Chili-23	58	22	6	86	0	46	132
46024 Chili-24	168	78	8	254	0	110	364
Totals	2,938	1,415	86	4,439	0	1,543	5,982

Chili Member of Town Council									
VOTE FOR 2									
	REP Mark L DeCory	REP Tracy A DiFlorio	CON Mark L DeCory	CON Tracy A DiFlorio	Write-in Totals	Total Votes Cast	Overvotes	Undervotes	Contest Total
46001 Chili-1	179	183	86	87	16	551	0	265	816
46002 Chili-2	139	137	65	64	3	408	0	76	484
46003 Chili-3	84	86	36	32	12	250	0	142	392
46004 Chili-4	137	143	59	56	10	405	0	119	524
46005 Chili-5	204	207	120	123	16	670	0	260	930
46006 Chili-6	64	65	26	25	2	182	0	98	280
46007 Chili-7	30	30	22	24	2	108	0	66	174
46008 Chili-8	110	113	69	72	4	368	0	128	496
46009 Chili-9	138	143	68	72	18	439	0	229	668
46010 Chili-10	123	132	75	80	2	412	0	94	506
46011 Chili-11	81	81	46	48	7	263	0	123	386
46012 Chili-12	79	84	47	44	4	258	0	80	338
46013 Chili-13	151	153	63	70	2	439	0	141	580
46014 Chili-14	89	95	49	48	2	283	0	81	364
46015 Chili-15	131	136	65	66	8	406	0	192	598
46016 Chili-16	191	190	77	82	1	541	0	205	746
46017 Chili-17	242	247	91	101	1	682	0	246	928
46018 Chili-18	71	74	32	33	2	212	0	86	298
46019 Chili-19	23	23	27	26	4	103	0	79	182
46020 Chili-20	106	104	72	78	11	371	0	167	538
46021 Chili-21	47	47	31	35	4	164	0	108	272
46022 Chili-22	76	79	38	41	19	253	0	219	472
46023 Chili-23	48	55	25	22	11	161	0	103	264
46024 Chili-24	152	151	79	84	19	485	0	243	728
Totals	2,695	2,758	1,368	1,413	180	8,414	0	3,550	11,964

Clarkson Supervisor							
VOTE FOR 1							
	REP Ursula M Liotta	CON Ursula M Liotta	Write-in Totals	Total Votes Cast	Overvotes	Undervotes	Contest Total
47001 Clarkson-1	117	53	5	175	0	48	223
47002 Clarkson-2	14	7	0	21	0	6	27
47003 Clarkson-3	59	34	2	95	0	39	134
47004 Clarkson-4	116	56	2	174	0	38	212
47005 Clarkson-5	97	81	4	182	0	73	255
47006 Clarkson-6	50	23	0	73	0	34	107
Totals	453	254	13	720	0	238	958

Clarkson Member of Town Council									
VOTE FOR 2									
	REP David M Howlett	REP Kathy K Delorme	CON David M Howlett	CON Kathy K Delorme	Write-in Totals	Total Votes Cast	Overvotes	Undervotes	Contest Total
47001 Clarkson-1	124	115	50	53	6	348	0	98	446
47002 Clarkson-2	13	13	7	6	0	39	0	15	54
47003 Clarkson-3	62	58	31	31	3	185	0	83	268
47004 Clarkson-4	119	110	55	59	0	343	0	81	424
47005 Clarkson-5	102	99	74	77	7	359	0	151	510
47006 Clarkson-6	51	50	23	21	0	145	0	69	214
Totals	471	445	240	247	16	1,419	0	497	1,916

Clarkson Member of Town Council - 2 Year Term						
VOTE FOR 1						
	REP Tom Guarino	Write-in Totals	Total Votes Cast	Overvotes	Undervotes	Contest Total
47001 Clarkson-1	156	3	159	0	64	223
47002 Clarkson-2	19	0	19	0	8	27
47003 Clarkson-3	82	3	85	0	49	134
47004 Clarkson-4	159	0	159	0	53	212
47005 Clarkson-5	166	4	170	0	85	255
47006 Clarkson-6	69	0	69	0	38	107
Totals	651	10	661	0	297	958

Clarkson Superintendent of Highways							
VOTE FOR 1							
	REP Robert M Viscardi	CON Robert M Viscardi	Write-in Totals	Total Votes Cast	Overvotes	Undervotes	Contest Total
47001 Clarkson-1	117	54	3	174	0	49	223
47002 Clarkson-2	12	7	0	19	0	8	27
47003 Clarkson-3	67	29	2	98	0	36	134
47004 Clarkson-4	118	53	0	171	0	41	212
47005 Clarkson-5	110	69	4	183	0	72	255
47006 Clarkson-6	54	22	1	77	0	30	107
Totals	478	234	10	722	0	236	958

	Gates Supervisor						
	VOTE FOR 1						
	REP Cosmo Giunta	CON Cosmo Giunta	Write-in Totals	Total Votes Cast	Overvotes	Undervotes	Contest Total
49001 Gates-1	77	58	12	147	0	67	214
49002 Gates-2	133	61	8	202	0	73	275
49003 Gates-3	63	18	1	82	0	35	117
49004 Gates-4	121	57	7	185	0	69	254
49005 Gates-5	152	71	7	230	0	87	317
49006 Gates-6	67	30	9	106	0	64	170
49007 Gates-7	190	82	11	283	0	97	380
49008 Gates-8	69	18	2	89	0	27	116
49009 Gates-9	50	20	0	70	0	53	123
49010 Gates-10	111	51	8	170	0	68	238
49011 Gates-11	83	64	5	152	0	75	227
49012 Gates-12	104	47	3	154	0	33	187
49013 Gates-13	59	32	7	98	0	36	134
49014 Gates-14	178	64	15	257	0	85	342
49015 Gates-15	110	42	3	155	0	59	214
49016 Gates-16	86	29	9	124	0	41	165
49017 Gates-17	43	23	5	71	0	31	102
49018 Gates-18	110	39	4	153	0	31	184
49019 Gates-19	182	64	8	254	0	82	336
49020 Gates-20	91	44	8	143	0	54	197
49021 Gates-21	50	21	1	72	0	13	85
49022 Gates-22	23	12	1	36	0	16	52
49023 Gates-23	49	25	2	76	0	33	109
49024 Gates-24	135	83	12	230	0	100	330
Totals	2,336	1,055	148	3,539	0	1,329	4,868

Gates Member of Town Council											
VOTE FOR 2											
	DEM Kristin M Zava	DEM Amanda W McGinnis	REP Lee Cordero	REP Andrew Loughlin	CON Lee Cordero	CON Andrew Loughlin	Write-in Totals	Total Votes Cast	Overvotes	Undervotes	Contest Total
49001 Gates-1	111	112	50	58	39	39	1	410	0	18	428
49002 Gates-2	132	130	91	98	34	35	0	520	0	30	550
49003 Gates-3	60	54	47	42	10	11	0	224	0	10	234
49004 Gates-4	132	124	91	85	29	28	0	489	0	19	508
49005 Gates-5	157	156	109	112	41	39	0	614	0	20	634
49006 Gates-6	106	103	39	46	18	19	0	331	0	9	340
49007 Gates-7	168	174	152	143	48	49	0	734	0	26	760
49008 Gates-8	40	41	61	61	11	12	0	226	0	6	232
49009 Gates-9	62	67	35	34	11	13	0	222	0	24	246
49010 Gates-10	130	133	76	75	27	27	0	468	0	8	476
49011 Gates-11	118	113	66	67	31	43	0	438	0	16	454
49012 Gates-12	71	69	85	87	28	25	0	365	0	9	374
49013 Gates-13	78	73	36	36	16	19	0	258	0	10	268
49014 Gates-14	156	162	137	133	33	33	1	655	0	29	684
49015 Gates-15	101	100	79	79	21	18	0	398	0	30	428
49016 Gates-16	83	74	58	63	17	18	0	313	0	17	330
49017 Gates-17	48	49	33	34	15	14	0	193	0	11	204
49018 Gates-18	53	51	90	94	33	34	0	355	0	13	368
49019 Gates-19	140	135	143	153	41	42	0	654	0	18	672
49020 Gates-20	91	85	66	64	27	29	3	365	0	29	394
49021 Gates-21	28	29	39	41	13	11	0	161	0	9	170
49022 Gates-22	27	28	16	15	7	6	0	99	0	5	104
49023 Gates-23	48	46	42	38	16	17	0	207	0	11	218
49024 Gates-24	167	171	104	109	42	45	0	638	0	22	660
Totals	2,307	2,279	1,745	1,767	608	626	5	9,337	0	399	9,736

Greece Supervisor								
VOTE FOR 1								
	DEM Jeffery L McCann	REP Bill Murphy	CON Jeffery L McCann	Write-in Totals	Total Votes Cast	Overvotes	Undervotes	Contest Total
50001 Greece-1	87	66	16	0	169	0	0	169
50002 Greece-2	91	117	25	0	233	0	0	233
50003 Greece-3	97	69	22	0	188	0	5	193
50004 Greece-4	63	53	10	0	126	0	3	129
50005 Greece-5	239	114	29	3	385	0	7	392
50006 Greece-6	182	112	32	3	329	0	8	337
50007 Greece-7	82	52	10	0	144	0	1	145
50008 Greece-8	67	51	11	0	129	0	5	134
50009 Greece-9	69	51	7	1	128	0	2	130
50010 Greece-10	65	51	15	0	131	0	4	135
50011 Greece-11	39	23	2	0	64	0	1	65
50012 Greece-12	46	30	2	0	78	0	2	80
50013 Greece-13	68	50	7	0	125	0	4	129
50014 Greece-14	65	29	5	0	99	0	0	99
50015 Greece-15	84	63	18	0	165	0	2	167
50016 Greece-16	44	56	4	0	104	0	2	106
50017 Greece-17	113	96	19	0	228	0	2	230
50018 Greece-18	91	88	20	0	199	0	3	202
50019 Greece-19	107	112	17	0	236	0	1	237
50020 Greece-20	65	68	16	0	149	0	2	151
50021 Greece-21	73	53	13	1	140	0	1	141
50022 Greece-22	138	131	26	0	295	0	0	295
50023 Greece-23	118	83	19	2	222	0	8	230
50024 Greece-24	100	103	28	0	231	0	0	231
50025 Greece-25	74	38	15	0	127	0	1	128
50026 Greece-26	57	62	9	0	128	0	0	128
50027 Greece-27	129	98	24	0	251	0	1	252
50028 Greece-28	82	106	27	1	216	0	2	218
50029 Greece-29	84	71	10	0	165	0	0	165
50030 Greece-30	163	140	29	3	335	0	4	339
50031 Greece-31	99	61	8	0	168	0	1	169

	Greece Supervisor							
	VOTE FOR 1							
	DEM Jeffrey L McCann	REP Bill Murphy	CON Jeffrey L McCann	Write-in Totals	Total Votes Cast	Overvotes	Undervotes	Contest Total
50032 Greece-32	54	45	9	0	108	0	2	110
50033 Greece-33	159	143	25	1	328	0	2	330
50034 Greece-34	110	88	27	1	226	0	6	232
50035 Greece-35	88	61	13	0	162	0	3	165
50036 Greece-36	112	79	14	1	206	0	3	209
50037 Greece-37	166	133	20	0	319	0	2	321
50038 Greece-38	51	60	12	0	123	0	1	124
50039 Greece-39	54	44	8	0	106	0	0	106
50040 Greece-40	60	54	16	1	131	0	5	136
50041 Greece-41	100	60	17	1	178	0	1	179
50042 Greece-42	69	46	8	0	123	0	6	129
50043 Greece-43	114	110	35	0	259	0	4	263
50044 Greece-44	128	114	16	0	258	0	2	260
50045 Greece-45	91	142	30	0	263	0	2	265
50046 Greece-46	56	31	8	1	96	0	2	98
50047 Greece-47	91	61	17	2	171	0	2	173
50048 Greece-48	52	78	16	1	147	0	0	147
50049 Greece-49	67	40	9	0	116	0	4	120
50050 Greece-50	77	70	11	0	158	0	0	158
50051 Greece-51	146	138	30	2	316	0	2	318
50052 Greece-52	115	98	26	0	239	0	0	239
50053 Greece-53	62	50	9	0	121	0	4	125
50054 Greece-54	64	100	19	0	183	0	3	186
50055 Greece-55	57	72	10	0	139	0	1	140
50056 Greece-56	107	77	14	0	198	0	2	200
50057 Greece-57	95	96	20	1	212	0	2	214
50058 Greece-58	96	95	14	0	205	0	4	209
50059 Greece-59	39	8	9	0	56	0	2	58
50060 Greece-60	66	51	9	0	126	0	1	127
50061 Greece-61	111	69	22	1	203	0	2	205
50062 Greece-62	108	61	16	0	185	0	3	188
50063 Greece-63	60	89	17	0	166	0	2	168

		Greece Supervisor							
		VOTE FOR 1							
		DEM Jeffrey L McCann	REP Bill Murphy	CON Jeffrey L McCann	Write-in Totals	Total Votes Cast	Overvotes	Undervotes	Contest Total
50064	Greece-64	53	59	6	2	120	0	5	125
50065	Greece-65	183	123	30	0	336	0	7	343
50066	Greece-66	40	20	3	2	65	0	3	68
50067	Greece-67	131	110	27	0	268	0	4	272
50068	Greece-68	124	86	27	0	237	0	1	238
50069	Greece-69	55	43	11	0	109	0	2	111
50070	Greece-70	229	275	74	4	582	0	7	589
50071	Greece-71	107	85	10	0	202	0	4	206
50072	Greece-72	138	91	31	0	260	0	2	262
50073	Greece-73	27	13	1	0	41	0	1	42
50074	Greece-74	79	54	8	0	141	0	3	144
50075	Greece-75	53	53	7	0	113	0	1	114
50076	Greece-76	55	95	15	0	165	0	2	167
50077	Greece-77	85	77	13	0	175	0	3	178
50078	Greece-78	45	44	8	1	98	0	1	99
50079	Greece-79	173	170	21	4	368	0	5	373
50080	Greece-80	124	120	22	1	267	0	1	268
50081	Greece-81	82	54	9	0	145	0	2	147
50082	Greece-82	120	39	15	1	175	0	0	175
50083	Greece-83	77	56	10	0	143	0	5	148
50084	Greece-84	94	76	19	0	189	0	3	192
50085	Greece-85	107	85	22	0	214	1	2	217
50086	Greece-86	213	195	53	1	462	0	2	464
50087	Greece-87	44	42	2	0	88	0	1	89
50088	Greece-88	127	85	29	0	241	1	1	243
50089	Greece-89	64	40	10	0	114	0	1	115
50090	Greece-90	100	113	47	0	260	0	0	260
50091	Greece-91	143	159	26	0	328	0	4	332
50092	Greece-92	124	85	23	1	233	0	8	241
50093	Greece-93	110	72	19	0	201	0	1	202
50094	Greece-94	33	45	11	0	89	0	1	90
50095	Greece-95	46	35	8	0	89	0	2	91

	Greece Supervisor							
	VOTE FOR 1							
	DEM Jeffrey L McCann	REP Bill Murphy	CON Jeffrey L McCann	Write-in Totals	Total Votes Cast	Overvotes	Undervotes	Contest Total
50096 Greece-96	23	22	1	0	46	0	0	46
50097 Greece-97	160	138	28	0	326	0	2	328
50098 Greece-98	143	115	37	0	295	0	3	298
50099 Greece-99	27	38	6	0	71	0	2	73
50100 Greece-100	135	99	27	0	261	0	1	262
Totals	9,379	7,871	1,737	44	19,031	2	240	19,273

Greece Member of Town Council Ward 1							
VOTE FOR 1							
	REP David Diponzio	CON David Diponzio	Write-in Totals	Total Votes Cast	Overvotes	Undervotes	Contest Total
50001 Greece-1	86	32	2	120	0	49	169
50006 Greece-6	146	82	12	240	0	97	337
50007 Greece-7	65	31	4	100	0	45	145
50011 Greece-11	29	15	0	44	0	21	65
50012 Greece-12	38	14	3	55	0	25	80
50021 Greece-21	51	33	7	91	0	50	141
50025 Greece-25	53	28	1	82	0	46	128
50030 Greece-30	157	76	2	235	0	104	339
50035 Greece-35	72	34	2	108	0	57	165
50041 Greece-41	74	42	3	119	0	60	179
50043 Greece-43	113	63	8	184	0	79	263
50046 Greece-46	39	26	3	68	0	30	98
50047 Greece-47	80	39	6	125	0	48	173
50057 Greece-57	100	52	4	156	0	58	214
50071 Greece-71	108	37	2	147	0	59	206
50074 Greece-74	68	29	2	99	0	45	144
50078 Greece-78	49	20	1	70	0	29	99
50079 Greece-79	198	65	4	267	0	106	373
50082 Greece-82	58	37	10	105	0	70	175
50084 Greece-84	89	45	1	135	0	57	192
50089 Greece-89	51	26	1	78	0	37	115
50094 Greece-94	53	24	1	78	0	12	90
50098 Greece-98	141	74	4	219	0	79	298
50099 Greece-99	42	14	0	56	0	17	73
Totals	1,960	938	83	2,981	0	1,280	4,261

Greece Member of Town Council Ward 2								
VOTE FOR 1								
	DEM Jim Leary	REP Spencer Bernard	CON Spencer Bernard	Write-in Totals	Total Votes Cast	Overvotes	Undervotes	Contest Total
50003 Greece-3	96	61	33	0	190	0	3	193
50004 Greece-4	69	44	12	0	125	0	4	129
50013 Greece-13	67	50	6	0	123	0	6	129
50015 Greece-15	78	67	20	0	165	0	2	167
50020 Greece-20	58	64	25	0	147	0	4	151
50026 Greece-26	50	53	21	0	124	0	4	128
50031 Greece-31	101	50	15	0	166	0	3	169
50036 Greece-36	108	69	26	1	204	0	5	209
50039 Greece-39	52	38	14	0	104	0	2	106
50042 Greece-42	69	43	9	0	121	0	8	129
50050 Greece-50	73	61	22	1	157	0	1	158
50052 Greece-52	117	96	24	0	237	0	2	239
50053 Greece-53	57	43	21	0	121	0	4	125
50056 Greece-56	107	81	9	0	197	0	3	200
50058 Greece-58	102	83	22	0	207	0	2	209
50060 Greece-60	60	52	13	0	125	0	2	127
50062 Greece-62	101	52	29	0	182	0	6	188
50064 Greece-64	59	55	8	1	123	0	2	125
50072 Greece-72	132	85	41	0	258	0	4	262
50075 Greece-75	48	52	10	0	110	0	4	114
50077 Greece-77	87	68	18	0	173	0	5	178
50080 Greece-80	118	111	30	0	259	0	9	268
50085 Greece-85	98	84	29	0	211	0	6	217
50088 Greece-88	127	75	34	0	236	0	7	243
50090 Greece-90	114	99	43	0	256	0	4	260
50095 Greece-95	50	27	11	0	88	0	3	91
50096 Greece-96	21	21	3	0	45	0	1	46
50097 Greece-97	144	139	37	0	320	0	8	328
Totals	2,363	1,823	585	3	4,774	0	114	4,888

Greece Member of Town Council Ward 3									
VOTE FOR 1									
	DEM Amorette A Miller	REP Michael Bloomer	CON Michael Bloomer	WOR Amorette A Miller	Write-in Totals	Total Votes Cast	Overvotes	Undervotes	Contest Total
50005 Greece-5	216	107	29	33	0	385	0	7	392
50008 Greece-8	61	46	13	13	0	133	0	1	134
50009 Greece-9	58	46	11	10	0	125	0	5	130
50010 Greece-10	56	52	17	9	0	134	0	1	135
50014 Greece-14	57	28	6	8	0	99	0	0	99
50017 Greece-17	94	89	27	12	0	222	0	8	230
50018 Greece-18	86	75	32	8	0	201	0	1	202
50023 Greece-23	112	75	21	10	0	218	0	12	230
50029 Greece-29	76	70	13	5	0	164	0	1	165
50032 Greece-32	43	43	14	8	0	108	0	2	110
50037 Greece-37	139	123	26	27	0	315	0	6	321
50040 Greece-40	68	45	18	5	0	136	0	0	136
50049 Greece-49	60	43	14	1	0	118	0	2	120
50051 Greece-51	127	124	50	14	0	315	0	3	318
50055 Greece-55	50	69	17	4	0	140	0	0	140
50059 Greece-59	38	9	7	1	0	55	0	3	58
50061 Greece-61	94	56	36	16	0	202	0	3	205
50065 Greece-65	168	121	38	9	0	336	1	6	343
50067 Greece-67	113	101	41	14	0	269	0	3	272
50069 Greece-69	48	40	10	11	0	109	0	2	111
50073 Greece-73	26	13	1	1	0	41	0	1	42
50083 Greece-83	66	56	13	12	0	147	0	1	148
50087 Greece-87	40	35	11	2	0	88	0	1	89
50093 Greece-93	109	69	18	4	0	200	0	2	202
Totals	2,005	1,535	483	237	0	4,260	1	71	4,332

Greece Member of Town Council Ward 4							
VOTE FOR 1							
	REP Rick Antelli, Jr	CON Rick Antelli, Jr	Write-in Totals	Total Votes Cast	Overvotes	Undervotes	Contest Total
50002 Greece-2	125	44	0	169	0	64	233
50016 Greece-16	63	18	0	81	0	25	106
50019 Greece-19	114	64	1	179	0	58	237
50022 Greece-22	149	66	12	227	0	68	295
50024 Greece-24	117	53	1	171	0	60	231
50027 Greece-27	119	60	3	182	0	70	252
50028 Greece-28	118	56	3	177	0	41	218
50033 Greece-33	165	70	2	237	0	93	330
50034 Greece-34	116	52	6	174	0	58	232
50038 Greece-38	68	28	0	96	0	28	124
50044 Greece-44	129	52	5	186	0	74	260
50045 Greece-45	154	50	3	207	0	58	265
50048 Greece-48	81	33	3	117	0	30	147
50054 Greece-54	90	49	1	140	0	46	186
50063 Greece-63	103	24	1	128	0	40	168
50066 Greece-66	26	17	2	45	0	23	68
50068 Greece-68	109	58	2	169	0	69	238
50070 Greece-70	328	119	6	453	0	136	589
50076 Greece-76	113	33	0	146	0	21	167
50081 Greece-81	67	36	2	105	0	42	147
50086 Greece-86	221	110	1	332	0	132	464
50091 Greece-91	157	91	4	252	0	80	332
50092 Greece-92	108	43	6	157	0	84	241
50100 Greece-100	124	68	1	193	0	69	262
Totals	2,964	1,294	65	4,323	0	1,469	5,792

Greece Receiver of Taxes							
VOTE FOR 1							
	REP Andrew Conlon	CON Andrew Conlon	Write-in Totals	Total Votes Cast	Overvotes	Undervotes	Contest Total
50001 Greece-1	90	32	2	124	0	45	169
50002 Greece-2	125	46	0	171	0	62	233
50003 Greece-3	88	56	2	146	0	47	193
50004 Greece-4	68	22	2	92	0	37	129
50005 Greece-5	166	83	11	260	0	132	392
50006 Greece-6	153	82	10	245	0	92	337
50007 Greece-7	68	31	4	103	0	42	145
50008 Greece-8	64	31	2	97	0	37	134
50009 Greece-9	68	32	2	102	0	28	130
50010 Greece-10	65	33	0	98	0	37	135
50011 Greece-11	34	12	0	46	0	19	65
50012 Greece-12	40	14	0	54	0	26	80
50013 Greece-13	71	21	0	92	0	37	129
50014 Greece-14	44	23	1	68	0	31	99
50015 Greece-15	81	42	3	126	0	41	167
50016 Greece-16	60	21	0	81	0	25	106
50017 Greece-17	134	47	2	183	0	47	230
50018 Greece-18	109	45	0	154	0	48	202
50019 Greece-19	120	63	1	184	0	53	237
50020 Greece-20	88	41	2	131	0	20	151
50021 Greece-21	58	32	6	96	0	45	141
50022 Greece-22	153	64	8	225	0	70	295
50023 Greece-23	109	50	4	163	0	67	230
50024 Greece-24	119	56	0	175	0	56	231
50025 Greece-25	51	33	1	85	0	43	128
50026 Greece-26	63	37	0	100	0	28	128
50027 Greece-27	119	64	2	185	0	67	252
50028 Greece-28	120	56	3	179	0	39	218
50029 Greece-29	96	29	1	126	0	39	165
50030 Greece-30	164	75	2	241	0	98	339
50031 Greece-31	66	38	2	106	0	63	169

	Greece Receiver of Taxes						
	VOTE FOR 1						
	REP Andrew Conlon	CON Andrew Conlon	Write-in Totals	Total Votes Cast	Overvotes	Undervotes	Contest Total
50032 Greece-32	55	24	1	80	0	30	110
50033 Greece-33	170	76	2	248	0	82	330
50034 Greece-34	120	56	3	179	0	53	232
50035 Greece-35	74	32	2	108	0	57	165
50036 Greece-36	96	47	1	144	0	65	209
50037 Greece-37	175	55	3	233	0	88	321
50038 Greece-38	71	28	0	99	0	25	124
50039 Greece-39	49	26	1	76	0	30	106
50040 Greece-40	66	29	2	97	0	39	136
50041 Greece-41	73	46	2	121	0	58	179
50042 Greece-42	58	28	2	88	0	41	129
50043 Greece-43	124	59	7	190	0	73	263
50044 Greece-44	135	57	2	194	0	66	260
50045 Greece-45	168	47	2	217	0	48	265
50046 Greece-46	40	28	1	69	0	29	98
50047 Greece-47	81	40	3	124	0	49	173
50048 Greece-48	86	30	2	118	0	29	147
50049 Greece-49	48	26	0	74	0	46	120
50050 Greece-50	76	40	4	120	0	38	158
50051 Greece-51	161	81	2	244	0	74	318
50052 Greece-52	124	51	1	176	0	63	239
50053 Greece-53	53	31	1	85	0	40	125
50054 Greece-54	98	50	1	149	0	37	186
50055 Greece-55	83	35	3	121	0	19	140
50056 Greece-56	109	38	2	149	0	51	200
50057 Greece-57	112	49	4	165	0	49	214
50058 Greece-58	118	47	1	166	0	43	209
50059 Greece-59	18	11	0	29	0	29	58
50060 Greece-60	68	27	4	99	0	28	127
50061 Greece-61	83	68	4	155	0	50	205
50062 Greece-62	67	49	1	117	0	71	188
50063 Greece-63	104	29	0	133	0	35	168

	Greece Receiver of Taxes						
	VOTE FOR 1						
	REP Andrew Conlon	CON Andrew Conlon	Write-in Totals	Total Votes Cast	Overvotes	Undervotes	Contest Total
50064 Greece-64	72	14	4	90	0	35	125
50065 Greece-65	153	84	2	239	0	104	343
50066 Greece-66	27	15	2	44	0	24	68
50067 Greece-67	142	60	4	206	0	66	272
50068 Greece-68	114	63	2	179	0	59	238
50069 Greece-69	53	24	2	79	0	32	111
50070 Greece-70	341	125	6	472	0	117	589
50071 Greece-71	114	37	1	152	0	54	206
50072 Greece-72	121	70	1	192	0	70	262
50073 Greece-73	19	6	0	25	0	17	42
50074 Greece-74	72	29	1	102	0	42	144
50075 Greece-75	68	17	2	87	0	27	114
50076 Greece-76	111	33	0	144	0	23	167
50077 Greece-77	85	33	1	119	0	59	178
50078 Greece-78	51	20	1	72	0	27	99
50079 Greece-79	215	64	3	282	0	91	373
50080 Greece-80	153	55	2	210	0	58	268
50081 Greece-81	71	33	2	106	0	41	147
50082 Greece-82	56	37	7	100	0	75	175
50083 Greece-83	68	35	0	103	0	45	148
50084 Greece-84	93	45	0	138	0	54	192
50085 Greece-85	113	40	2	155	0	62	217
50086 Greece-86	237	106	1	344	0	120	464
50087 Greece-87	49	18	0	67	0	22	89
50088 Greece-88	109	71	5	185	0	58	243
50089 Greece-89	54	25	1	80	0	35	115
50090 Greece-90	143	71	3	217	0	43	260
50091 Greece-91	164	100	2	266	0	66	332
50092 Greece-92	110	49	6	165	0	76	241
50093 Greece-93	104	44	2	150	0	52	202
50094 Greece-94	56	23	1	80	0	10	90
50095 Greece-95	43	15	0	58	0	33	91

	Greece Receiver of Taxes						
	VOTE FOR 1						
	REP Andrew Conlon	CON Andrew Conlon	Write-in Totals	Total Votes Cast	Overvotes	Undervotes	Contest Total
50096 Greece-96	25	8	0	33	0	13	46
50097 Greece-97	174	71	6	251	0	77	328
50098 Greece-98	147	70	3	220	0	78	298
50099 Greece-99	44	16	0	60	0	13	73
50100 Greece-100	128	68	0	196	0	66	262
Totals	9,716	4,345	212	14,273	0	5,000	19,273

	Hamlin Supervisor						
	VOTE FOR 1						
	REP Steven J Baase	CON Steven J Baase	Write-in Totals	Total Votes Cast	Overvotes	Undervotes	Contest Total
51001 Hamlin-1	59	29	0	88	0	30	118
51002 Hamlin-2	81	31	2	114	0	25	139
51003 Hamlin-3	61	34	0	95	0	34	129
51004 Hamlin-4	54	33	3	90	0	17	107
51005 Hamlin-5	54	38	1	93	0	19	112
51006 Hamlin-6	74	35	0	109	0	24	133
51007 Hamlin-7	100	36	9	145	0	59	204
51008 Hamlin-8	50	31	2	83	0	17	100
51009 Hamlin-9	44	22	2	68	0	15	83
51010 Hamlin-10	74	39	6	119	0	39	158
Totals	651	328	25	1,004	0	279	1,283

Hamlin Member of Town Council											
VOTE FOR 2											
	DEM Sharon S Steigenwald	DEM Steve Klafehn	REP Jennifer M Goodrich Voelkl	REP Ricky D Wright	CON Jennifer M Goodrich Voelkl	CON Ricky D Wright	Write-in Totals	Total Votes Cast	Overvotes	Undervotes	Contest Total
51001 Hamlin-1	59	57	39	42	19	16	0	232	0	4	236
51002 Hamlin-2	54	56	62	66	15	15	0	268	0	10	278
51003 Hamlin-3	52	53	46	50	26	22	0	249	0	9	258
51004 Hamlin-4	30	33	45	46	26	23	0	203	0	11	214
51005 Hamlin-5	39	40	44	42	25	24	0	214	0	10	224
51006 Hamlin-6	48	41	55	58	27	28	2	259	0	7	266
51007 Hamlin-7	84	74	87	79	30	29	4	387	0	21	408
51008 Hamlin-8	37	34	39	37	21	22	0	190	0	10	200
51009 Hamlin-9	31	26	37	37	14	15	0	160	0	6	166
51010 Hamlin-10	67	64	53	60	27	30	1	302	0	14	316
Totals	501	478	507	517	230	224	7	2,464	0	102	2,566

Hamlin Superintendent of Highways							
VOTE FOR 1							
	REP Michael E German	CON Michael E German	Write-in Totals	Total Votes Cast	Overvotes	Undervotes	Contest Total
51001 Hamlin-1	59	27	1	87	0	31	118
51002 Hamlin-2	77	31	1	109	0	30	139
51003 Hamlin-3	62	37	0	99	0	30	129
51004 Hamlin-4	57	35	1	93	0	14	107
51005 Hamlin-5	55	37	1	93	0	19	112
51006 Hamlin-6	73	35	1	109	0	24	133
51007 Hamlin-7	104	44	6	154	0	50	204
51008 Hamlin-8	48	29	1	78	0	22	100
51009 Hamlin-9	46	23	0	69	0	14	83
51010 Hamlin-10	78	45	1	124	0	34	158
Totals	659	343	13	1,015	0	268	1,283

Henrietta Supervisor								
VOTE FOR 1								
	DEM Stephen L. Schultz	REP Corey Brown	CON Corey Brown	Write-in Totals	Total Votes Cast	Overvotes	Undervotes	Contest Total
52001 Henrietta-1	168	76	22	0	266	0	1	267
52002 Henrietta-2	151	38	20	0	209	0	0	209
52003 Henrietta-3	82	16	6	0	104	0	1	105
52004 Henrietta-4	286	82	34	0	402	0	5	407
52005 Henrietta-5	186	75	34	2	297	0	6	303
52006 Henrietta-6	239	132	34	0	405	0	1	406
52007 Henrietta-7	291	75	39	0	405	0	5	410
52008 Henrietta-8	246	103	31	0	380	0	2	382
52009 Henrietta-9	186	60	22	0	268	0	4	272
52010 Henrietta-10	454	114	39	0	607	0	7	614
52011 Henrietta-11	99	31	13	0	143	0	3	146
52012 Henrietta-12	324	128	43	1	496	0	5	501
52013 Henrietta-13	131	35	16	0	182	0	1	183
52014 Henrietta-14	243	59	26	0	328	0	3	331
52015 Henrietta-15	219	48	25	0	292	0	5	297
52016 Henrietta-16	143	54	20	1	218	0	7	225
52017 Henrietta-17	325	72	24	0	421	0	4	425
52018 Henrietta-18	170	57	16	0	243	0	1	244
52019 Henrietta-19	125	27	16	0	168	0	3	171
52020 Henrietta-20	180	56	24	0	260	0	1	261
52021 Henrietta-21	237	65	30	0	332	0	0	332
52022 Henrietta-22	241	52	25	0	318	0	2	320
52023 Henrietta-23	121	51	18	0	190	0	3	193
52024 Henrietta-24	188	30	23	0	241	0	5	246
52025 Henrietta-25	275	65	23	0	363	0	5	368
52026 Henrietta-26	323	117	44	0	484	0	3	487
52027 Henrietta-27	228	85	28	1	342	0	2	344
52028 Henrietta-28	191	55	21	0	267	0	0	267
Totals	6,052	1,858	716	5	8,631	0	85	8,716

Henrietta Member of Town Council											
VOTE FOR 2											
	DEM Millie Sefranek	DEM Kristina J Owens	REP Patrick Herman	REP Timothy Ochs	CON Patrick Herman	CON Timothy Ochs	Write-in Totals	Total Votes Cast	Overvotes	Undervotes	Contest Total
52001 Henrietta-1	150	143	92	84	28	30	0	527	0	7	534
52002 Henrietta-2	131	126	47	49	27	29	0	409	0	9	418
52003 Henrietta-3	73	71	22	26	7	7	0	206	0	4	210
52004 Henrietta-4	256	259	105	93	39	45	0	797	0	17	814
52005 Henrietta-5	161	162	86	87	46	47	0	589	0	17	606
52006 Henrietta-6	217	217	140	145	38	36	0	793	0	19	812
52007 Henrietta-7	277	266	84	84	40	48	3	802	0	18	820
52008 Henrietta-8	209	215	125	120	42	40	0	751	0	13	764
52009 Henrietta-9	166	163	72	75	27	26	0	529	0	15	544
52010 Henrietta-10	409	412	139	136	48	50	1	1,195	0	33	1,228
52011 Henrietta-11	84	85	37	38	16	14	2	276	0	16	292
52012 Henrietta-12	289	294	143	152	52	53	0	983	0	19	1,002
52013 Henrietta-13	112	112	45	45	23	22	0	359	0	7	366
52014 Henrietta-14	208	209	78	79	38	39	0	651	2	9	662
52015 Henrietta-15	199	206	60	67	24	20	0	576	0	18	594
52016 Henrietta-16	127	127	68	68	20	20	0	430	0	20	450
52017 Henrietta-17	319	307	73	77	31	27	0	834	0	16	850
52018 Henrietta-18	149	151	67	64	21	24	0	476	0	12	488
52019 Henrietta-19	112	114	32	36	20	20	0	334	0	8	342
52020 Henrietta-20	149	151	67	69	31	32	0	499	0	23	522
52021 Henrietta-21	212	216	79	77	36	35	0	655	0	9	664
52022 Henrietta-22	205	200	64	74	36	34	0	613	0	27	640
52023 Henrietta-23	108	118	57	52	19	18	0	372	0	14	386
52024 Henrietta-24	182	179	40	39	20	18	0	478	0	14	492
52025 Henrietta-25	251	242	79	86	29	28	0	715	2	19	736
52026 Henrietta-26	278	276	137	144	57	58	0	950	0	24	974
52027 Henrietta-27	201	200	103	103	34	37	0	678	0	10	688
52028 Henrietta-28	172	173	61	69	26	24	0	525	0	9	534
Totals	5,406	5,394	2,202	2,238	875	881	6	17,002	4	426	17,432

	Irondequoit Supervisor						
	VOTE FOR 1						
	DEM John Perticone	REP Anthony Costanza	Write-in Totals	Total Votes Cast	Overvotes	Undervotes	Contest Total
53001 Irondequoit-1	282	137	11	430	0	9	439
53002 Irondequoit-2	198	102	13	313	0	1	314
53003 Irondequoit-3	149	68	6	223	0	2	225
53004 Irondequoit-4	147	92	11	250	0	1	251
53005 Irondequoit-5	243	89	4	336	0	6	342
53006 Irondequoit-6	229	84	25	338	0	0	338
53007 Irondequoit-7	232	64	7	303	0	3	306
53008 Irondequoit-8	127	70	9	206	0	4	210
53009 Irondequoit-9	105	83	5	193	0	3	196
53010 Irondequoit-10	284	106	4	394	0	4	398
53011 Irondequoit-11	227	125	6	358	0	5	363
53012 Irondequoit-12	52	20	5	77	1	2	80
53013 Irondequoit-13	216	74	6	296	0	4	300
53014 Irondequoit-14	162	104	11	277	0	5	282
53015 Irondequoit-15	191	85	5	281	0	5	286
53016 Irondequoit-16	256	104	4	364	0	5	369
53017 Irondequoit-17	240	88	22	350	0	9	359
53018 Irondequoit-18	193	92	11	296	0	7	303
53019 Irondequoit-19	147	40	5	192	0	6	198
53020 Irondequoit-20	196	93	8	297	0	1	298
53021 Irondequoit-21	335	133	30	498	0	6	504
53022 Irondequoit-22	159	73	8	240	0	2	242
53023 Irondequoit-23	247	93	12	352	0	7	359
53024 Irondequoit-24	138	42	13	193	0	7	200
53025 Irondequoit-25	259	131	10	400	0	13	413
53026 Irondequoit-26	104	40	6	150	0	4	154
53027 Irondequoit-27	202	93	5	300	0	0	300
53028 Irondequoit-28	192	132	4	328	0	7	335
53029 Irondequoit-29	292	109	4	405	0	12	417
53030 Irondequoit-30	137	67	1	205	0	3	208
53031 Irondequoit-31	111	33	9	153	0	4	157

	Irondequoit Supervisor						
	VOTE FOR 1						
	DEM John Peritone	REP Anthony Costanza	Write-in Totals	Total Votes Cast	Overvotes	Undervotes	Contest Total
53032 Irondequoit-32	245	137	7	389	0	12	401
53033 Irondequoit-33	123	59	18	200	0	10	210
53034 Irondequoit-34	163	99	10	272	0	2	274
53035 Irondequoit-35	256	135	2	393	0	5	398
53036 Irondequoit-36	183	56	10	249	0	4	253
53037 Irondequoit-37	181	73	3	257	0	7	264
53038 Irondequoit-38	192	50	21	263	0	9	272
53039 Irondequoit-39	113	51	6	170	0	12	182
53040 Irondequoit-40	109	54	6	169	0	2	171
53041 Irondequoit-41	71	29	6	106	0	3	109
53042 Irondequoit-42	171	78	2	251	0	0	251
53043 Irondequoit-43	91	51	2	144	0	5	149
53044 Irondequoit-44	245	147	4	396	1	8	405
53045 Irondequoit-45	214	94	7	315	0	9	324
Totals	8,409	3,779	384	12,572	2	235	12,809

Irondequoit Member of Town Council												
VOTE FOR 2												
	DEM Ann E Cunningham	DEM Peter R Wehner	REP Lisa Barrett	REP Michael Voigt	CON Lisa Barrett	CON Michael Voigt	WOR Ann E Cunningham	Write-in Totals	Total Votes Cast	Overvotes	Undervotes	Contest Total
53001 Irondequoit-1	253	277	116	110	35	34	29	0	854	0	24	878
53002 Irondequoit-2	174	187	82	79	24	25	26	1	598	0	30	628
53003 Irondequoit-3	127	141	62	59	15	14	21	0	439	0	11	450
53004 Irondequoit-4	132	139	86	86	20	16	10	2	491	0	11	502
53005 Irondequoit-5	210	226	76	60	29	30	35	0	666	0	18	684
53006 Irondequoit-6	198	229	72	80	30	23	28	0	660	0	16	676
53007 Irondequoit-7	191	220	63	49	33	31	17	0	604	0	8	612
53008 Irondequoit-8	103	114	74	67	19	15	13	0	405	0	15	420
53009 Irondequoit-9	90	101	71	68	15	15	7	5	372	0	20	392
53010 Irondequoit-10	234	264	100	96	28	20	22	3	767	0	29	796
53011 Irondequoit-11	194	218	91	93	41	39	28	2	706	0	20	726
53012 Irondequoit-12	44	48	26	23	4	3	6	1	155	0	5	160
53013 Irondequoit-13	178	211	70	63	13	14	37	1	587	0	13	600
53014 Irondequoit-14	136	158	90	89	29	26	24	0	552	0	12	564
53015 Irondequoit-15	162	184	78	73	18	16	20	2	553	0	19	572
53016 Irondequoit-16	232	244	85	75	31	32	19	4	722	0	16	738
53017 Irondequoit-17	197	239	79	82	28	24	50	2	701	0	17	718
53018 Irondequoit-18	167	182	90	84	16	24	15	1	579	0	27	606
53019 Irondequoit-19	133	141	35	37	11	9	19	0	385	0	11	396
53020 Irondequoit-20	163	179	82	84	23	21	28	0	580	0	16	596
53021 Irondequoit-21	283	330	107	112	43	37	62	6	980	0	28	1,008
53022 Irondequoit-22	143	153	66	65	16	17	16	1	477	0	7	484
53023 Irondequoit-23	201	237	83	81	21	22	47	2	694	0	24	718
53024 Irondequoit-24	118	133	41	31	21	21	20	4	389	0	11	400
53025 Irondequoit-25	228	244	118	111	25	28	30	0	784	0	42	826
53026 Irondequoit-26	95	95	32	28	9	9	16	2	286	0	22	308
53027 Irondequoit-27	168	189	82	85	17	17	30	0	588	0	12	600
53028 Irondequoit-28	165	177	103	105	31	33	24	0	638	0	32	670
53029 Irondequoit-29	225	272	95	88	31	27	62	0	800	4	30	834
53030 Irondequoit-30	104	121	66	58	14	15	22	0	400	0	16	416
53031 Irondequoit-31	93	105	26	26	14	14	15	2	295	0	19	314

	Irondequoit Member of Town Council											
	VOTE FOR 2											
	DEM Ann E Cunningham	DEM Peter R Wehner	REP Lisa Barrett	REP Michael Voigt	CON Lisa Barrett	CON Michael Voigt	WOR Ann E Cunningham	Write-in Totals	Total Votes Cast	Overvotes	Undervotes	Contest Total
53032 Irondequoit-32	220	234	117	117	30	28	28	0	774	0	28	802
53033 Irondequoit-33	112	126	58	49	18	14	18	0	395	0	25	420
53034 Irondequoit-34	141	156	88	86	26	23	16	0	536	0	12	548
53035 Irondequoit-35	210	236	111	100	39	40	36	0	772	0	24	796
53036 Irondequoit-36	163	182	54	42	17	16	22	0	496	0	10	506
53037 Irondequoit-37	150	162	64	63	23	18	16	0	496	0	32	528
53038 Irondequoit-38	171	187	46	43	15	14	32	1	509	0	35	544
53039 Irondequoit-39	108	106	47	43	14	11	11	0	340	0	24	364
53040 Irondequoit-40	98	110	48	49	11	7	8	0	331	0	11	342
53041 Irondequoit-41	73	73	25	21	8	4	6	2	212	0	6	218
53042 Irondequoit-42	134	153	70	68	26	20	17	0	488	0	14	502
53043 Irondequoit-43	75	78	49	48	13	10	14	0	287	0	11	298
53044 Irondequoit-44	201	222	139	133	28	22	27	0	772	0	38	810
53045 Irondequoit-45	199	200	84	72	24	29	19	1	628	0	20	648
Totals	7,196	7,983	3,347	3,181	996	927	1,068	45	24,743	4	871	25,618

Mendon Supervisor								
VOTE FOR 1								
	DEM Joe Alati	REP Brent Rosiek	CON Brent Rosiek	Write-in Totals	Total Votes Cast	Overvotes	Undervotes	Contest Total
54001 Mendon-1	222	134	56	0	412	0	5	417
54002 Mendon-2	214	118	37	1	370	0	5	375
54003 Mendon-3	210	161	60	1	432	0	1	433
54004 Mendon-4	205	100	36	1	342	0	4	346
54005 Mendon-5	212	120	55	0	387	0	2	389
54006 Mendon-6	204	126	58	2	390	0	3	393
54007 Mendon-7	178	153	62	0	393	0	2	395
54008 Mendon-8	78	43	16	0	137	0	1	138
54009 Mendon-9	177	115	27	0	319	0	5	324
Totals	1,700	1,070	407	5	3,182	0	28	3,210

Mendon Town Clerk							
VOTE FOR 1							
	REP Michelle Booth	CON Michelle Booth	Write-in Totals	Total Votes Cast	Overvotes	Undervotes	Contest Total
54001 Mendon-1	217	91	2	310	0	107	417
54002 Mendon-2	190	78	7	275	0	100	375
54003 Mendon-3	225	97	10	332	0	101	433
54004 Mendon-4	156	69	7	232	0	114	346
54005 Mendon-5	186	83	5	274	0	115	389
54006 Mendon-6	189	86	4	279	1	113	393
54007 Mendon-7	205	88	0	293	0	102	395
54008 Mendon-8	60	29	0	89	0	49	138
54009 Mendon-9	174	56	1	231	0	93	324
Totals	1,602	677	36	2,315	1	894	3,210

Mendon Member of Town Council											
VOTE FOR 2											
	DEM Tanner A Cheek	DEM Rebecca L Kreuzer	REP Danielle Liberatore	REP David Smith	CON Danielle Liberatore	CON David Smith	Write-in Totals	Total Votes Cast	Overvotes	Undervotes	Contest Total
54001 Mendon-1	223	206	144	132	59	57	0	821	0	13	834
54002 Mendon-2	229	200	109	113	38	30	1	720	0	30	750
54003 Mendon-3	209	195	155	159	64	67	0	849	0	17	866
54004 Mendon-4	211	201	96	98	35	35	0	676	0	16	692
54005 Mendon-5	213	188	117	124	55	64	0	761	0	17	778
54006 Mendon-6	209	187	126	126	61	61	0	770	0	16	786
54007 Mendon-7	176	166	152	157	63	57	0	771	0	19	790
54008 Mendon-8	83	70	42	39	17	17	0	268	0	8	276
54009 Mendon-9	174	155	121	121	31	30	1	633	0	15	648
Totals	1,727	1,568	1,062	1,069	423	418	2	6,269	0	151	6,420

Mendon Member of Town Council - 2 Year Term							
VOTE FOR 1							
	REP Thomas G Voorhees	CON Thomas G Voorhees	Write-in Totals	Total Votes Cast	Overvotes	Undervotes	Contest Total
54001 Mendon-1	213	92	2	307	0	110	417
54002 Mendon-2	188	77	6	271	0	104	375
54003 Mendon-3	221	101	9	331	0	102	433
54004 Mendon-4	156	62	6	224	0	122	346
54005 Mendon-5	177	87	2	266	0	123	389
54006 Mendon-6	191	83	3	277	0	116	393
54007 Mendon-7	199	92	0	291	0	104	395
54008 Mendon-8	60	26	0	86	0	52	138
54009 Mendon-9	166	57	3	226	0	98	324
Totals	1,571	677	31	2,279	0	931	3,210

Mendon Superintendent of Highways							
VOTE FOR 1							
	REP Peter Doyle	CON Peter Doyle	Write-in Totals	Total Votes Cast	Overvotes	Undervotes	Contest Total
54001 Mendon-1	211	90	1	302	0	115	417
54002 Mendon-2	189	76	5	270	0	105	375
54003 Mendon-3	220	103	9	332	0	101	433
54004 Mendon-4	154	66	5	225	0	121	346
54005 Mendon-5	175	86	3	264	0	125	389
54006 Mendon-6	185	85	4	274	0	119	393
54007 Mendon-7	204	89	0	293	0	102	395
54008 Mendon-8	61	25	0	86	0	52	138
54009 Mendon-9	171	54	4	229	0	95	324
Totals	1,570	674	31	2,275	0	935	3,210

	Ogden Supervisor						
	VOTE FOR 1						
	REP Michael T Zale	CON Michael T Zale	Write-in Totals	Total Votes Cast	Overvotes	Undervotes	Contest Total
55001 Ogden-1	115	61	4	180	0	58	238
55002 Ogden-2	94	52	6	152	0	36	188
55003 Ogden-3	160	63	3	226	0	71	297
55004 Ogden-4	100	48	0	148	0	31	179
55005 Ogden-5	98	54	2	154	0	33	187
55006 Ogden-6	95	43	6	144	0	80	224
55007 Ogden-7	141	77	2	220	0	35	255
55008 Ogden-8	100	41	1	142	0	42	184
55009 Ogden-9	97	35	2	134	0	48	182
55010 Ogden-10	89	36	2	127	0	41	168
55011 Ogden-11	83	59	1	143	0	43	186
55012 Ogden-12	161	61	4	226	0	38	264
55013 Ogden-13	118	44	2	164	0	52	216
55014 Ogden-14	178	78	6	262	0	74	336
55015 Ogden-15	139	70	6	215	0	63	278
55016 Ogden-16	124	55	2	181	0	44	225
55017 Ogden-17	131	72	4	207	0	47	254
55018 Ogden-18	120	78	4	202	0	67	269
Totals	2,143	1,027	57	3,227	0	903	4,130

Ogden Member of Town Council											
VOTE FOR 2											
	DEM Linda S Gibbard	DEM Jaime J Eskine-Petit	REP Steven G Toms	REP Joshua M Hinman	CON Steven G Toms	CON Joshua M Hinman	Write-in Totals	Total Votes Cast	Overvotes	Undervotes	Contest Total
55001 Ogden-1	108	102	84	86	40	42	0	462	0	14	476
55002 Ogden-2	84	81	71	66	34	34	0	370	0	6	376
55003 Ogden-3	118	113	132	129	49	47	0	588	0	6	594
55004 Ogden-4	65	59	74	77	38	35	0	348	0	10	358
55005 Ogden-5	67	60	87	94	28	33	0	369	0	5	374
55006 Ogden-6	123	116	75	76	24	25	0	439	0	9	448
55007 Ogden-7	65	63	134	126	53	54	0	495	0	15	510
55008 Ogden-8	78	72	73	70	32	32	0	357	0	11	368
55009 Ogden-9	87	79	69	68	21	26	0	350	0	14	364
55010 Ogden-10	58	54	77	73	27	30	0	319	0	17	336
55011 Ogden-11	73	72	67	68	43	41	0	364	0	8	372
55012 Ogden-12	88	81	123	125	43	40	0	500	0	28	528
55013 Ogden-13	102	94	84	88	27	27	0	422	0	10	432
55014 Ogden-14	141	133	129	126	59	58	0	646	0	26	672
55015 Ogden-15	116	110	107	107	48	48	0	536	0	20	556
55016 Ogden-16	80	83	97	96	44	39	0	439	0	11	450
55017 Ogden-17	85	83	104	103	62	59	0	496	0	12	508
55018 Ogden-18	126	117	87	89	48	48	0	515	0	23	538
Totals	1,664	1,572	1,674	1,667	720	718	0	8,015	0	245	8,260

	Ogden Superintendent of Highways						
	VOTE FOR 1						
	REP Douglas J Case	CON Douglas J Case	Write-in Totals	Total Votes Cast	Overvotes	Undervotes	Contest Total
55001 Ogden-1	113	62	6	181	0	57	238
55002 Ogden-2	97	53	7	157	0	31	188
55003 Ogden-3	166	61	1	228	0	69	297
55004 Ogden-4	97	46	0	143	0	36	179
55005 Ogden-5	106	50	2	158	0	29	187
55006 Ogden-6	100	42	6	148	0	76	224
55007 Ogden-7	150	67	2	219	0	36	255
55008 Ogden-8	96	47	0	143	0	41	184
55009 Ogden-9	97	35	3	135	0	47	182
55010 Ogden-10	92	34	2	128	0	40	168
55011 Ogden-11	87	58	1	146	0	40	186
55012 Ogden-12	159	60	4	223	0	41	264
55013 Ogden-13	122	43	0	165	0	51	216
55014 Ogden-14	177	83	7	267	0	69	336
55015 Ogden-15	139	69	4	212	0	66	278
55016 Ogden-16	125	52	1	178	0	47	225
55017 Ogden-17	136	67	4	207	0	47	254
55018 Ogden-18	123	76	4	203	0	66	269
Totals	2,182	1,005	54	3,241	0	889	4,130

Parma Supervisor							
VOTE FOR 1							
	REP Dave Ciuffo	CON Dave Ciuffo	Write-in Totals	Total Votes Cast	Overvotes	Undervotes	Contest Total
56001 Parma-1	72	46	2	120	0	68	188
56002 Parma-2	100	52	7	159	0	40	199
56003 Parma-3	65	44	5	114	0	31	145
56004 Parma-4	118	65	5	188	0	56	244
56005 Parma-5	44	27	5	76	0	28	104
56006 Parma-6	122	71	2	195	0	29	224
56007 Parma-7	84	45	5	134	0	40	174
56008 Parma-8	84	51	3	138	0	57	195
56009 Parma-9	69	41	1	111	0	43	154
56010 Parma-10	61	52	2	115	0	35	150
56011 Parma-11	77	48	1	126	0	55	181
56012 Parma-12	82	33	13	128	0	34	162
56013 Parma-13	140	86	6	232	0	57	289
Totals	1,118	661	57	1,836	0	573	2,409

Parma Town Clerk							
VOTE FOR 1							
	REP Carrie Fracassi	CON Carrie Fracassi	Write-in Totals	Total Votes Cast	Overvotes	Undervotes	Contest Total
56001 Parma-1	80	48	2	130	0	58	188
56002 Parma-2	101	54	4	159	0	40	199
56003 Parma-3	70	42	4	116	0	29	145
56004 Parma-4	123	72	4	199	0	45	244
56005 Parma-5	48	26	4	78	0	26	104
56006 Parma-6	124	71	1	196	0	28	224
56007 Parma-7	89	38	4	131	0	43	174
56008 Parma-8	88	55	2	145	0	50	195
56009 Parma-9	73	40	0	113	0	41	154
56010 Parma-10	64	57	1	122	0	28	150
56011 Parma-11	81	46	1	128	0	53	181
56012 Parma-12	83	42	5	130	0	32	162
56013 Parma-13	140	89	4	233	0	56	289
Totals	1,164	680	36	1,880	0	529	2,409

Parma Member of Town Council									
VOTE FOR 2									
	REP Daryl Masianka	REP Mike Zilloux	CON Daryl Masianka	CON Mike Zilloux	Write-in Totals	Total Votes Cast	Overvotes	Undervotes	Contest Total
56001 Parma-1	69	70	53	49	4	245	0	131	376
56002 Parma-2	100	97	52	51	3	303	0	95	398
56003 Parma-3	64	65	40	41	9	219	0	71	290
56004 Parma-4	115	110	73	75	7	380	0	108	488
56005 Parma-5	45	45	27	27	7	151	0	57	208
56006 Parma-6	115	116	72	69	1	373	0	75	448
56007 Parma-7	84	84	41	40	8	257	0	91	348
56008 Parma-8	81	79	56	55	4	275	0	115	390
56009 Parma-9	71	72	39	38	2	222	0	86	308
56010 Parma-10	60	56	51	52	4	223	0	77	300
56011 Parma-11	75	75	49	47	2	248	0	114	362
56012 Parma-12	81	82	36	32	10	241	0	83	324
56013 Parma-13	137	141	86	84	4	452	0	126	578
Totals	1,097	1,092	675	660	65	3,589	0	1,229	4,818

Parma Superintendent of Highways							
VOTE FOR 1							
	REP Jim Christ	CON Jim Christ	Write-in Totals	Total Votes Cast	Overvotes	Undervotes	Contest Total
56001 Parma-1	75	46	2	123	0	65	188
56002 Parma-2	101	55	2	158	0	41	199
56003 Parma-3	68	43	4	115	0	30	145
56004 Parma-4	122	69	4	195	0	49	244
56005 Parma-5	48	27	3	78	0	26	104
56006 Parma-6	121	72	1	194	0	30	224
56007 Parma-7	87	41	5	133	0	41	174
56008 Parma-8	87	55	4	146	0	49	195
56009 Parma-9	77	38	1	116	0	38	154
56010 Parma-10	67	48	1	116	0	34	150
56011 Parma-11	80	48	1	129	0	52	181
56012 Parma-12	89	36	5	130	0	32	162
56013 Parma-13	152	85	1	238	0	51	289
Totals	1,174	663	34	1,871	0	538	2,409

	Penfield Supervisor								
	VOTE FOR 1								
	DEM Kevin D Berry	REP Jeffrey N Leenhouts	CON Jeffrey N Leenhouts	WOR Kevin D Berry	Write-in Totals	Total Votes Cast	Overvotes	Undervotes	Contest Total
57001 Penfield-1	289	166	57	42	0	554	0	3	557
57002 Penfield-2	131	69	23	11	0	234	0	1	235
57003 Penfield-3	120	90	27	3	0	240	0	4	244
57004 Penfield-4	139	149	44	13	0	345	0	0	345
57005 Penfield-5	154	94	38	17	0	303	0	2	305
57006 Penfield-6	70	76	30	9	0	185	0	0	185
57007 Penfield-7	130	76	29	12	1	248	0	1	249
57008 Penfield-8	93	64	14	12	0	183	0	2	185
57009 Penfield-9	195	70	22	14	0	301	0	4	305
57010 Penfield-10	59	49	16	6	0	130	0	1	131
57011 Penfield-11	146	97	28	11	0	282	0	3	285
57012 Penfield-12	150	61	23	13	0	247	0	3	250
57013 Penfield-13	132	68	36	8	0	244	0	6	250
57014 Penfield-14	112	119	45	10	1	287	0	3	290
57015 Penfield-15	181	128	36	11	0	356	1	4	361
57016 Penfield-16	52	54	11	5	0	122	0	0	122
57017 Penfield-17	212	123	62	27	0	424	0	1	425
57018 Penfield-18	81	50	26	10	0	167	0	1	168
57019 Penfield-19	206	115	36	15	0	372	0	3	375
57020 Penfield-20	129	91	34	12	0	266	0	5	271
57021 Penfield-21	172	76	32	16	0	296	0	4	300
57022 Penfield-22	188	47	17	16	0	268	0	1	269
57023 Penfield-23	203	122	33	15	0	373	0	1	374
57024 Penfield-24	141	115	40	17	0	313	0	2	315
57025 Penfield-25	78	67	27	5	0	177	0	1	178
57026 Penfield-26	81	73	21	4	0	179	0	0	179
57027 Penfield-27	116	124	32	6	0	278	0	2	280
57028 Penfield-28	239	129	39	26	0	433	1	4	438
57029 Penfield-29	181	61	25	18	0	285	0	4	289
57030 Penfield-30	213	195	77	17	0	502	0	1	503
57031 Penfield-31	87	100	20	4	0	211	0	2	213

	Penfield Supervisor								
	VOTE FOR 1								
	DEM Kevin D Berry	REP Jeffrey N Leenhouts	CON Jeffrey N Leenhouts	WOR Kevin D Berry	Write-in Totals	Total Votes Cast	Overvotes	Undervotes	Contest Total
57032 Penfield-32	10	19	0	2	0	31	0	0	31
57033 Penfield-33	34	12	13	2	0	61	0	0	61
57034 Penfield-34	133	100	33	7	0	273	0	6	279
57035 Penfield-35	209	90	37	14	0	350	0	3	353
57036 Penfield-36	142	81	19	18	0	260	0	3	263
57037 Penfield-37	195	209	71	13	2	490	0	3	493
Totals	5,203	3,429	1,173	461	4	10,270	2	84	10,356

Penfield Town Clerk							
VOTE FOR 1							
	REP Amy M Steklof	CON Amy M Steklof	Write-in Totals	Total Votes Cast	Overvotes	Undervotes	Contest Total
57001 Penfield-1	240	113	5	358	0	199	557
57002 Penfield-2	103	42	3	148	0	87	235
57003 Penfield-3	126	38	3	167	0	77	244
57004 Penfield-4	180	73	8	261	0	84	345
57005 Penfield-5	127	67	10	204	0	101	305
57006 Penfield-6	103	40	8	151	0	34	185
57007 Penfield-7	122	50	4	176	0	73	249
57008 Penfield-8	102	33	1	136	0	49	185
57009 Penfield-9	128	51	4	183	0	122	305
57010 Penfield-10	76	30	2	108	0	23	131
57011 Penfield-11	147	49	8	204	0	81	285
57012 Penfield-12	112	47	6	165	0	85	250
57013 Penfield-13	95	61	7	163	0	87	250
57014 Penfield-14	148	74	2	224	0	66	290
57015 Penfield-15	165	76	5	246	0	115	361
57016 Penfield-16	69	21	1	91	0	31	122
57017 Penfield-17	195	99	9	303	0	122	425
57018 Penfield-18	80	37	5	122	0	46	168
57019 Penfield-19	193	64	10	267	0	108	375
57020 Penfield-20	121	64	6	191	0	80	271
57021 Penfield-21	123	65	4	192	0	108	300
57022 Penfield-22	92	46	10	148	0	121	269
57023 Penfield-23	178	69	11	258	0	116	374
57024 Penfield-24	166	68	4	238	0	77	315
57025 Penfield-25	85	44	1	130	0	48	178
57026 Penfield-26	98	32	3	133	0	46	179
57027 Penfield-27	158	54	5	217	0	63	280
57028 Penfield-28	188	95	5	288	0	150	438
57029 Penfield-29	117	61	6	184	0	105	289
57030 Penfield-30	260	112	9	381	0	122	503
57031 Penfield-31	124	38	5	167	0	46	213

	Penfield Town Clerk						
	VOTE FOR 1						
	REP Amy M Steklof	CON Amy M Steklof	Write-in Totals	Total Votes Cast	Overvotes	Undervotes	Contest Total
57032 Penfield-32	21	5	1	27	0	4	31
57033 Penfield-33	24	19	0	43	0	18	61
57034 Penfield-34	143	55	1	199	0	80	279
57035 Penfield-35	147	69	14	230	0	123	353
57036 Penfield-36	134	45	5	184	0	79	263
57037 Penfield-37	245	115	3	363	0	130	493
Totals	4,935	2,121	194	7,250	0	3,106	10,356

	Penfield Member of Town Council												
	VOTE FOR 2												
	DEM Bill Lang	DEM Jon P Getz	REP Candace M Lee	REP Robert F Ockenden	CON Candace M Lee	CON Robert F Ockenden	WOR Bill Lang	WOR Jon P Getz	Write-in Totals	Total Votes Cast	Overvotes	Undervotes	Contest Total
57001 Penfield-1	301	291	147	154	61	55	46	46	0	1,101	0	13	1,114
57002 Penfield-2	133	128	65	66	26	24	9	12	0	463	0	7	470
57003 Penfield-3	120	123	88	93	23	18	5	6	0	476	0	12	488
57004 Penfield-4	140	131	136	142	51	46	16	14	0	676	0	14	690
57005 Penfield-5	162	158	87	82	41	38	20	18	0	606	0	4	610
57006 Penfield-6	74	74	76	78	26	26	7	8	0	369	0	1	370
57007 Penfield-7	132	119	69	86	30	33	9	9	1	488	0	10	498
57008 Penfield-8	94	92	56	64	19	18	12	11	0	366	0	4	370
57009 Penfield-9	209	199	59	53	23	26	16	16	0	601	0	9	610
57010 Penfield-10	57	54	54	46	13	14	9	10	0	257	0	5	262
57011 Penfield-11	155	146	87	96	22	25	13	15	1	560	0	10	570
57012 Penfield-12	156	151	54	52	24	21	15	17	0	490	0	10	500
57013 Penfield-13	139	136	70	62	33	34	8	6	1	489	0	11	500
57014 Penfield-14	114	114	112	103	46	42	15	15	2	563	0	17	580
57015 Penfield-15	194	194	109	110	39	36	17	14	0	713	2	7	722
57016 Penfield-16	55	56	46	45	15	13	6	5	0	241	0	3	244
57017 Penfield-17	217	207	121	118	65	61	25	29	0	843	0	7	850
57018 Penfield-18	84	83	46	45	27	29	11	11	0	336	0	0	336
57019 Penfield-19	203	197	105	113	45	39	20	16	0	738	0	12	750
57020 Penfield-20	129	123	81	85	42	36	14	15	0	525	0	17	542
57021 Penfield-21	172	175	72	70	31	32	18	16	0	586	0	14	600
57022 Penfield-22	186	184	48	40	17	16	18	17	0	526	0	12	538
57023 Penfield-23	205	204	115	114	36	35	11	12	0	732	0	16	748
57024 Penfield-24	142	145	109	105	43	42	19	19	0	624	0	6	630
57025 Penfield-25	79	73	66	63	28	28	5	7	0	349	0	7	356
57026 Penfield-26	81	79	68	65	21	23	5	7	0	349	0	9	358
57027 Penfield-27	119	119	115	121	35	33	6	6	0	554	0	6	560
57028 Penfield-28	246	239	109	119	46	43	27	27	1	857	2	17	876
57029 Penfield-29	180	174	58	62	26	26	19	22	0	567	0	11	578
57030 Penfield-30	222	215	193	184	73	69	21	20	0	997	0	9	1,006
57031 Penfield-31	93	90	95	93	19	18	4	3	0	415	0	11	426

	Penfield Member of Town Council												Contest Total
	VOTE FOR 2												
	DEM Bill Lang	DEM Jon P Getz	REP Candace M Lee	REP Robert F Ockenden	CON Candace M Lee	CON Robert F Ockenden	WOR Bill Lang	WOR Jon P Getz	Write-in Totals	Total Votes Cast	Overvotes	Undervotes	
57032 Penfield-32	10	8	20	19	0	2	0	1	0	60	0	2	62
57033 Penfield-33	35	32	11	13	12	13	2	2	0	120	0	2	122
57034 Penfield-34	136	133	95	100	33	27	10	10	0	544	0	14	558
57035 Penfield-35	216	216	82	79	40	38	12	12	0	695	0	11	706
57036 Penfield-36	149	147	70	76	19	19	19	18	0	517	0	9	526
57037 Penfield-37	209	193	199	196	72	72	15	16	0	972	0	14	986
Totals	5,348	5,202	3,193	3,212	1,222	1,170	504	508	6	20,365	4	343	20,712

Perinton Supervisor									
VOTE FOR 1									
	DEM Jennifer M Townsend	REP Ciaran Hanna	CON Ciaran Hanna	WOR Jennifer M Townsend	Write-in Totals	Total Votes Cast	Overvotes	Undervotes	Contest Total
58001 Perinton-1	198	161	61	17	0	437	0	2	439
58002 Perinton-2	171	73	32	15	2	293	0	2	295
58003 Perinton-3	236	152	63	19	1	471	0	3	474
58004 Perinton-4	283	126	42	29	0	480	0	2	482
58005 Perinton-5	180	139	35	24	1	379	0	0	379
58006 Perinton-6	101	69	22	12	0	204	0	1	205
58007 Perinton-7	275	198	51	33	0	557	0	4	561
58008 Perinton-8	226	145	37	22	0	430	0	2	432
58009 Perinton-9	155	134	36	10	0	335	0	2	337
58010 Perinton-10	258	142	45	30	0	475	0	3	478
58011 Perinton-11	117	79	24	18	0	238	0	2	240
58012 Perinton-12	321	187	58	22	0	588	0	2	590
58013 Perinton-13	188	95	26	15	0	324	0	2	326
58014 Perinton-14	339	234	81	29	0	683	0	5	688
58015 Perinton-15	122	89	27	11	0	249	0	0	249
58016 Perinton-16	98	65	26	9	0	198	0	0	198
58017 Perinton-17	356	200	73	44	0	673	0	1	674
58018 Perinton-18	229	207	48	16	0	500	0	7	507
58019 Perinton-19	205	132	30	12	1	380	0	2	382
58020 Perinton-20	123	94	20	7	0	244	0	1	245
58021 Perinton-21	265	129	58	27	0	479	0	2	481
58022 Perinton-22	240	203	55	17	2	517	0	4	521
58023 Perinton-23	175	169	40	11	1	396	0	0	396
58024 Perinton-24	182	135	35	9	0	361	0	4	365
58025 Perinton-25	15	11	0	1	0	27	0	0	27
58026 Perinton-26	108	80	19	6	0	213	0	1	214
58027 Perinton-27	177	86	19	14	0	296	0	4	300
58028 Perinton-28	221	159	30	20	0	430	0	3	433
58029 Perinton-29	166	86	37	12	1	302	0	0	302
58030 Perinton-30	218	143	45	21	0	427	0	1	428
58031 Perinton-31	316	246	71	24	1	658	0	2	660

	Perinton Supervisor								
	VOTE FOR 1								
	DEM Jennifer M Townsend	REP Ciaran Hanna	CON Ciaran Hanna	WOR Jennifer M Townsend	Write-in Totals	Total Votes Cast	Overvotes	Undervotes	Contest Total
58032 Perinton-32	228	206	44	9	0	487	0	4	491
58033 Perinton-33	160	84	23	13	2	282	0	1	283
58034 Perinton-34	198	100	37	9	0	344	0	1	345
58035 Perinton-35	228	156	42	19	0	445	0	10	455
58036 Perinton-36	46	32	9	7	0	94	0	0	94
58037 Perinton-37	82	78	34	3	0	197	0	0	197
58038 Perinton-38	178	135	39	14	0	366	0	1	367
58039 Perinton-39	147	139	35	15	0	336	0	2	338
Totals	7,531	5,098	1,509	645	12	14,795	0	83	14,878

Perinton Town Clerk									
VOTE FOR 1									
	DEM Andrew G Gilchrist	REP Janelle Reed	CON Janelle Reed	WOR Andrew G Gilchrist	Write-in Totals	Total Votes Cast	Overvotes	Undervotes	Contest Total
58001 Perinton-1	194	162	59	19	0	434	0	5	439
58002 Perinton-2	164	80	34	13	0	291	0	4	295
58003 Perinton-3	245	142	64	14	1	466	0	8	474
58004 Perinton-4	282	125	45	26	1	479	0	3	482
58005 Perinton-5	173	143	38	20	1	375	0	4	379
58006 Perinton-6	102	68	21	11	0	202	0	3	205
58007 Perinton-7	285	183	49	37	0	554	0	7	561
58008 Perinton-8	220	143	38	26	1	428	0	4	432
58009 Perinton-9	151	137	35	11	0	334	0	3	337
58010 Perinton-10	252	142	50	30	0	474	0	4	478
58011 Perinton-11	116	84	19	20	0	239	0	1	240
58012 Perinton-12	325	177	63	22	0	587	0	3	590
58013 Perinton-13	166	116	30	13	0	325	0	1	326
58014 Perinton-14	342	233	77	29	0	681	0	7	688
58015 Perinton-15	122	83	30	13	0	248	0	1	249
58016 Perinton-16	97	72	20	8	0	197	0	1	198
58017 Perinton-17	342	212	76	39	0	669	0	5	674
58018 Perinton-18	206	222	49	15	0	492	0	15	507
58019 Perinton-19	182	145	38	12	0	377	0	5	382
58020 Perinton-20	119	94	19	9	0	241	0	4	245
58021 Perinton-21	249	140	59	27	0	475	0	6	481
58022 Perinton-22	230	213	57	15	0	515	0	6	521
58023 Perinton-23	178	156	41	15	1	391	0	5	396
58024 Perinton-24	183	139	30	7	0	359	0	6	365
58025 Perinton-25	15	10	0	2	0	27	0	0	27
58026 Perinton-26	99	84	22	7	0	212	0	2	214
58027 Perinton-27	169	96	19	11	0	295	0	5	300
58028 Perinton-28	210	169	35	14	0	428	0	5	433
58029 Perinton-29	164	84	38	13	1	300	0	2	302
58030 Perinton-30	201	148	55	23	0	427	0	1	428
58031 Perinton-31	313	250	70	20	0	653	0	7	660

	Perinton Town Clerk								
	VOTE FOR 1								
	DEM Andrew G Glichrist	REP Janelle Reed	CON Janelle Reed	WOR Andrew G Glichrist	Write-in Totals	Total Votes Cast	Overvotes	Undervotes	Contest Total
58032 Perinton-32	233	201	44	10	0	488	0	3	491
58033 Perinton-33	173	74	23	11	0	281	0	2	283
58034 Perinton-34	201	91	37	11	0	340	0	5	345
58035 Perinton-35	209	170	53	16	0	448	0	7	455
58036 Perinton-36	43	35	8	8	0	94	0	0	94
58037 Perinton-37	84	79	30	3	0	196	0	1	197
58038 Perinton-38	172	139	37	12	0	360	0	7	367
58039 Perinton-39	145	135	38	14	0	332	0	6	338
Totals	7,356	5,176	1,550	626	6	14,714	0	164	14,878

Perinton Member of Town Council												
VOTE FOR 2												
	DEM Emily E Mischler	DEM David M Masterson	REP David Belaskas	REP Mike Clalini	CON David Belaskas	CON Mike Clalini	WOR Emily E Mischler	Write-in Totals	Total Votes Cast	Overvotes	Undervotes	Contest Total
58001 Perinton-1	210	214	150	146	58	59	21	0	858	0	20	878
58002 Perinton-2	177	185	72	68	31	29	14	4	580	0	10	590
58003 Perinton-3	259	257	143	126	61	60	21	2	929	0	19	948
58004 Perinton-4	305	311	117	112	42	35	30	0	952	0	12	964
58005 Perinton-5	204	210	122	111	35	36	29	2	749	0	9	758
58006 Perinton-6	107	115	63	62	23	21	13	0	404	0	6	410
58007 Perinton-7	307	342	169	144	48	41	48	3	1,102	0	20	1,122
58008 Perinton-8	236	251	138	127	35	35	25	1	848	0	16	864
58009 Perinton-9	165	185	127	109	27	34	15	0	662	0	12	674
58010 Perinton-10	261	282	139	128	46	43	36	0	935	0	21	956
58011 Perinton-11	123	144	77	67	18	18	25	0	472	0	8	480
58012 Perinton-12	343	353	166	151	63	63	28	0	1,167	0	13	1,180
58013 Perinton-13	187	182	103	95	34	28	11	0	640	0	12	652
58014 Perinton-14	379	390	207	195	77	69	35	0	1,352	0	24	1,376
58015 Perinton-15	126	145	77	75	26	25	17	0	491	0	7	498
58016 Perinton-16	107	110	60	59	17	21	12	0	386	0	10	396
58017 Perinton-17	368	384	183	191	73	78	49	0	1,326	0	22	1,348
58018 Perinton-18	231	274	197	184	40	33	17	0	976	0	38	1,014
58019 Perinton-19	209	212	132	112	32	37	17	0	751	0	13	764
58020 Perinton-20	129	132	92	82	17	19	7	1	479	0	11	490
58021 Perinton-21	268	293	119	115	53	59	34	0	941	0	21	962
58022 Perinton-22	253	252	194	190	55	52	19	2	1,017	0	25	1,042
58023 Perinton-23	200	207	140	132	37	39	22	2	779	0	13	792
58024 Perinton-24	195	203	125	111	33	32	9	0	708	0	22	730
58025 Perinton-25	16	17	8	9	1	1	2	0	54	0	0	54
58026 Perinton-26	113	113	74	72	20	22	7	0	421	0	7	428
58027 Perinton-27	173	193	89	84	19	19	14	0	591	0	9	600
58028 Perinton-28	228	241	161	147	31	29	17	0	854	0	12	866
58029 Perinton-29	178	177	79	78	33	35	14	1	595	0	9	604
58030 Perinton-30	225	232	135	119	51	50	27	0	839	0	17	856
58031 Perinton-31	355	357	217	199	71	61	29	1	1,290	0	30	1,320

	Perinton Member of Town Council											Contest Total
	VOTE FOR 2											
	DEM Emily E Mischler	DEM David M Masterson	REP David Belaskas	REP Mike Cialini	CON David Belaskas	CON Mike Cialini	WOR Emily E Mischler	Write-in Totals	Total Votes Cast	Overvotes	Undervotes	
58032 Perinton-32	244	260	187	172	48	39	17	0	967	0	15	982
58033 Perinton-33	190	189	60	60	22	18	13	0	552	0	14	566
58034 Perinton-34	211	219	87	86	32	29	12	0	676	0	14	690
58035 Perinton-35	226	236	159	159	44	52	16	0	892	0	18	910
58036 Perinton-36	48	50	32	26	8	11	6	0	181	0	7	188
58037 Perinton-37	89	91	74	72	30	29	6	0	391	0	3	394
58038 Perinton-38	189	186	126	118	39	40	17	0	715	0	19	734
58039 Perinton-39	165	168	125	109	33	36	17	1	654	0	22	676
Totals	7,999	8,362	4,725	4,402	1,463	1,437	768	20	29,176	0	580	29,756

Pittsford Supervisor									
VOTE FOR 1									
	DEM Cathy Kosykar	REP William A Smith, Jr	CON William A Smith, Jr	WOR Cathy Kosykar	Write-in Totals	Total Votes Cast	Overvotes	Undervotes	Contest Total
59001 Pittsford-1	257	248	56	28	1	590	0	3	593
59002 Pittsford-2	203	186	37	14	0	440	0	1	441
59003 Pittsford-3	211	198	35	13	0	457	0	6	463
59004 Pittsford-4	156	146	36	10	0	348	0	1	349
59005 Pittsford-5	252	195	52	24	0	523	0	4	527
59006 Pittsford-6	176	210	42	10	0	438	0	2	440
59007 Pittsford-7	196	151	48	18	0	413	0	1	414
59008 Pittsford-8	165	178	23	4	0	370	0	2	372
59009 Pittsford-9	112	160	37	9	0	318	0	0	318
59010 Pittsford-10	136	169	41	12	0	358	0	0	358
59011 Pittsford-11	119	91	23	11	0	244	0	3	247
59012 Pittsford-12	140	128	34	9	0	311	0	3	314
59013 Pittsford-13	236	200	43	19	0	498	0	1	499
59014 Pittsford-14	130	160	30	10	0	330	0	2	332
59015 Pittsford-15	97	68	14	10	0	189	0	0	189
59016 Pittsford-16	267	164	46	23	0	500	0	7	507
59017 Pittsford-17	177	133	28	21	0	359	0	1	360
59018 Pittsford-18	118	81	18	13	0	230	0	6	236
59019 Pittsford-19	141	219	64	10	0	434	0	6	440
59020 Pittsford-20	157	107	26	8	1	299	0	3	302
59021 Pittsford-21	25	28	6	7	0	66	0	0	66
59022 Pittsford-22	182	117	42	15	1	357	0	4	361
59023 Pittsford-23	100	117	40	11	1	269	0	2	271
59024 Pittsford-24	163	161	34	3	0	361	0	1	362
59025 Pittsford-25	173	141	31	8	0	353	0	1	354
59026 Pittsford-26	112	131	34	12	0	289	0	0	289
59027 Pittsford-27	181	174	30	9	2	396	0	3	399
59028 Pittsford-28	207	249	62	16	0	534	0	3	537
Totals	4,589	4,310	1,012	357	6	10,274	0	66	10,340

Pittsford Member of Town Council													
VOTE FOR 2													
	DEM Michael E Arcuri	DEM Cha Ron Sattler-Leblanc	REP Kim K Taylor	REP Scott E Wallman	CON Kim K Taylor	CON Scott E Wallman	WOR Michael E Arcuri	WOR Cha Ron Sattler-Leblanc	Write-in Totals	Total Votes Cast	Overvotes	Undervotes	Contest Total
59001 Pittsford-1	274	259	238	224	55	50	38	33	1	1,172	0	14	1,186
59002 Pittsford-2	209	195	187	165	44	37	15	14	0	866	0	16	882
59003 Pittsford-3	244	226	179	166	33	33	14	12	0	907	0	19	926
59004 Pittsford-4	178	163	126	117	38	41	11	11	0	685	0	13	698
59005 Pittsford-5	264	249	192	182	49	48	31	28	0	1,043	0	11	1,054
59006 Pittsford-6	199	182	186	177	46	51	13	13	0	867	0	13	880
59007 Pittsford-7	229	218	129	117	43	42	22	22	0	822	0	6	828
59008 Pittsford-8	174	165	173	162	22	23	8	8	0	735	0	9	744
59009 Pittsford-9	143	126	144	131	36	35	10	8	0	633	0	3	636
59010 Pittsford-10	149	137	163	155	41	38	13	15	0	711	0	5	716
59011 Pittsford-11	123	126	78	81	25	23	15	12	0	483	0	11	494
59012 Pittsford-12	155	149	123	115	30	26	10	9	0	617	0	11	628
59013 Pittsford-13	241	238	199	168	44	46	25	24	1	986	0	12	998
59014 Pittsford-14	140	123	161	141	31	30	15	9	0	650	0	14	664
59015 Pittsford-15	97	93	64	65	15	15	10	11	0	370	0	8	378
59016 Pittsford-16	297	271	161	143	36	37	21	20	1	987	0	27	1,014
59017 Pittsford-17	203	197	111	98	29	31	23	21	0	713	0	7	720
59018 Pittsford-18	125	120	78	74	17	16	15	15	0	460	0	12	472
59019 Pittsford-19	152	138	219	205	61	68	11	8	0	862	0	18	880
59020 Pittsford-20	171	164	102	87	26	25	8	11	0	594	0	10	604
59021 Pittsford-21	27	25	28	28	5	6	6	6	0	131	0	1	132
59022 Pittsford-22	191	179	119	107	35	40	16	17	0	704	0	18	722
59023 Pittsford-23	118	104	109	97	42	41	13	9	0	533	0	9	542
59024 Pittsford-24	178	182	147	134	33	31	4	2	1	712	0	12	724
59025 Pittsford-25	191	174	131	118	30	29	12	12	0	697	0	11	708
59026 Pittsford-26	135	125	111	105	35	38	12	13	1	575	0	3	578
59027 Pittsford-27	199	182	171	158	31	31	8	6	0	786	0	12	798
59028 Pittsford-28	247	239	227	202	55	52	19	18	0	1,059	0	15	1,074
Totals	5,053	4,749	4,056	3,722	987	983	418	387	5	20,360	0	320	20,680

Riga Supervisor							
VOTE FOR 1							
	REP Brad Obrocta	CON Brad Obrocta	Write-in Totals	Total Votes Cast	Overvotes	Undervotes	Contest Total
60001 Riga-1	148	98	3	249	0	75	324
60002 Riga-2	138	115	2	255	0	50	305
60003 Riga-3	124	79	1	204	0	60	264
60004 Riga-4	110	70	3	183	0	38	221
60005 Riga-5	119	97	1	217	0	33	250
60006 Riga-6	103	68	3	174	0	24	198
Totals	742	527	13	1,282	0	280	1,562

Riga Town Clerk							
VOTE FOR 1							
	REP Kimberly Pape	CON Kimberly Pape	Write-in Totals	Total Votes Cast	Overvotes	Undervotes	Contest Total
60001 Riga-1	145	103	2	250	0	74	324
60002 Riga-2	143	119	2	264	0	41	305
60003 Riga-3	128	81	1	210	0	54	264
60004 Riga-4	114	69	1	184	0	37	221
60005 Riga-5	129	93	1	223	0	27	250
60006 Riga-6	109	70	2	181	0	17	198
Totals	768	535	9	1,312	0	250	1,562

Riga Member of Town Council									
VOTE FOR 2									
	REP Christopher Vossler	REP James M Fodje	CON Christopher Vossler	CON James M Fodje	Write-in Totals	Total Votes Cast	Overvotes	Undervotes	Contest Total
60001 Riga-1	144	147	100	98	5	494	0	154	648
60002 Riga-2	133	133	114	108	4	492	0	118	610
60003 Riga-3	119	113	79	78	0	389	0	139	528
60004 Riga-4	113	112	65	64	7	361	0	81	442
60005 Riga-5	121	123	92	88	2	426	0	74	500
60006 Riga-6	104	104	68	67	5	348	0	48	396
Totals	734	732	518	503	23	2,510	0	614	3,124

Riga Superintendent of Highways							
VOTE FOR 1							
	REP Stephen Flagler	CON Stephen Flagler	Write-in Totals	Total Votes Cast	Overvotes	Undervotes	Contest Total
60001 Riga-1	149	97	5	251	0	73	324
60002 Riga-2	141	120	2	263	0	42	305
60003 Riga-3	126	81	0	207	0	57	264
60004 Riga-4	119	66	2	187	0	34	221
60005 Riga-5	126	95	1	222	0	28	250
60006 Riga-6	106	67	4	177	0	21	198
Totals	767	526	14	1,307	0	255	1,562

Rush Supervisor									
VOTE FOR 1									
	DEM Lee Hankins	REP Daniel V Woolaver	CON Daniel V Woolaver	RNT Lee Hankins	Write-in Totals	Total Votes Cast	Overvotes	Undervotes	Contest Total
61001 Rush-1	200	103	46	31	0	380	0	3	383
61002 Rush-2	99	82	32	22	0	235	0	3	238
61003 Rush-3	194	111	33	31	0	369	0	6	375
61004 Rush-4	207	146	36	28	0	417	0	4	421
Totals	700	442	147	112	0	1,401	0	16	1,417

	Rush Member of Town Council												
	VOTE FOR 2												
	DEM Marianne Rizzo	DEM David McGlashon	REP Jeffrey M Koppers	REP Daniel J Chase	CON Jeffrey M Koppers	CON Daniel J Chase	RNT Marianne Rizzo	RNT David McGlashon	Write-in Totals	Total Votes Cast	Overvotes	Undervotes	Contest Total
61001 Rush-1	178	165	111	133	50	62	27	25	0	751	0	15	766
61002 Rush-2	90	83	91	101	28	34	19	17	0	463	0	13	476
61003 Rush-3	194	189	103	118	38	39	28	32	1	742	0	8	750
61004 Rush-4	186	191	148	168	44	47	25	22	1	832	0	10	842
Totals	648	628	453	520	160	182	99	96	2	2,788	0	46	2,834

Sweden Supervisor							
VOTE FOR 1							
	REP Patricia Hayles	CON Patricia Hayles	Write-in Totals	Total Votes Cast	Overvotes	Undervotes	Contest Total
62001 Sweden-1	84	47	2	133	0	62	195
62002 Sweden-2	20	12	2	34	0	28	62
62003 Sweden-3	91	34	6	131	0	58	189
62004 Sweden-4	98	41	7	146	0	59	205
62005 Sweden-5	15	7	1	23	0	27	50
62006 Sweden-6	65	31	6	102	0	57	159
62007 Sweden-7	72	39	4	115	0	52	167
62008 Sweden-8	72	44	5	121	0	46	167
62009 Sweden-9	70	28	2	100	0	44	144
62010 Sweden-10	144	72	4	220	0	72	292
62011 Sweden-11	20	14	0	34	0	18	52
62012 Sweden-12	81	58	7	146	0	65	211
Totals	832	427	46	1,305	0	588	1,893

Sweden Town Clerk							
VOTE FOR 1							
	REP Karen M Sweeting	CON Karen M Sweeting	Write-in Totals	Total Votes Cast	Overvotes	Undervotes	Contest Total
62001 Sweden-1	94	44	2	140	0	55	195
62002 Sweden-2	23	15	2	40	0	22	62
62003 Sweden-3	95	40	2	137	0	52	189
62004 Sweden-4	104	47	2	153	0	52	205
62005 Sweden-5	15	8	1	24	0	26	50
62006 Sweden-6	63	34	3	100	0	59	159
62007 Sweden-7	80	46	1	127	0	40	167
62008 Sweden-8	73	50	3	126	0	41	167
62009 Sweden-9	73	32	2	107	0	37	144
62010 Sweden-10	153	83	3	239	0	53	292
62011 Sweden-11	17	15	0	32	0	20	52
62012 Sweden-12	89	60	6	155	0	56	211
Totals	879	474	27	1,380	0	513	1,893

Sweden Member of Town Council										
VOTE FOR 2										
	DEM Roy G Schnurr	REP Scott E Maar	REP Gary J Sullivan	CON Scott E Maar	CON Gary J Sullivan	Write-in Totals	Total Votes Cast	Overvotes	Undervotes	Contest Total
62001 Sweden-1	102	69	75	32	38	0	316	0	74	390
62002 Sweden-2	45	15	21	5	7	1	94	0	30	124
62003 Sweden-3	108	76	71	27	25	1	308	0	70	378
62004 Sweden-4	99	68	94	36	44	3	344	0	66	410
62005 Sweden-5	35	12	11	5	6	1	70	0	30	100
62006 Sweden-6	79	55	54	29	28	2	247	0	71	318
62007 Sweden-7	86	61	62	34	39	2	284	0	50	334
62008 Sweden-8	64	64	64	43	47	2	284	0	50	334
62009 Sweden-9	64	61	62	22	27	3	239	0	49	288
62010 Sweden-10	110	129	134	64	67	3	507	0	77	584
62011 Sweden-11	29	13	14	10	14	0	80	0	24	104
62012 Sweden-12	95	71	73	54	52	6	351	0	71	422
Totals	916	694	735	361	394	24	3,124	0	662	3,786

Webster Supervisor									
VOTE FOR 1									
	DEM Alex Scialdone	REP Sean T Hanna	CON Sean T Hanna	WOR Alex Scialdone	Write-in Totals	Total Votes Cast	Overvotes	Undervotes	Contest Total
63001 Webster-1	94	78	25	10	1	208	0	2	210
63002 Webster-2	141	95	31	22	0	289	0	3	292
63003 Webster-3	154	90	24	8	0	276	0	1	277
63004 Webster-4	157	124	40	14	1	336	0	4	340
63005 Webster-5	152	144	50	28	0	374	0	2	376
63006 Webster-6	72	50	13	6	0	141	0	1	142
63007 Webster-7	91	97	22	8	0	218	0	5	223
63008 Webster-8	272	229	74	25	1	601	0	5	606
63009 Webster-9	269	249	90	20	0	628	0	5	633
63010 Webster-10	198	193	84	19	0	494	0	3	497
63011 Webster-11	94	100	27	17	0	238	0	1	239
63012 Webster-12	122	113	47	8	1	291	0	2	293
63013 Webster-13	79	88	24	12	0	203	0	2	205
63014 Webster-14	131	66	19	9	0	225	0	5	230
63015 Webster-15	65	53	18	9	0	145	0	1	146
63016 Webster-16	125	100	33	7	0	265	0	1	266
63017 Webster-17	91	79	36	7	0	213	0	1	214
63018 Webster-18	81	48	15	6	0	150	0	1	151
63019 Webster-19	194	142	48	12	0	396	0	2	398
63020 Webster-20	232	201	88	19	0	540	0	8	548
63021 Webster-21	134	120	30	11	0	295	0	4	299
63022 Webster-22	102	84	34	12	0	232	0	2	234
63023 Webster-23	187	134	52	23	0	396	0	0	396
63024 Webster-24	264	209	76	23	0	572	0	3	575
63025 Webster-25	141	95	37	7	0	280	0	2	282
63026 Webster-26	88	86	31	11	0	216	0	1	217
63027 Webster-27	213	133	50	18	0	414	0	6	420
63028 Webster-28	105	87	28	13	0	233	0	0	233
63029 Webster-29	153	119	36	7	0	315	0	5	320
63030 Webster-30	92	52	14	6	0	164	0	1	165
63031 Webster-31	87	99	43	9	0	238	0	6	244

	Webster Supervisor								
	VOTE FOR 1								
	DEM Alex Scaldone	REP Sean T Hanna	CON Sean T Hanna	WOR Alex Scaldone	Write-in Totals	Total Votes Cast	Overvotes	Undervotes	Contest Total
63032 Webster-32	139	114	49	10	1	313	0	1	314
63033 Webster-33	129	83	40	9	0	261	0	1	262
63034 Webster-34	66	47	20	5	0	138	0	1	139
63035 Webster-35	59	26	5	4	0	94	0	0	94
63036 Webster-36	131	75	13	7	0	226	0	4	230
63037 Webster-37	158	152	36	18	0	364	0	0	364
Totals	5,062	4,054	1,402	459	5	10,982	0	92	11,074

Webster Member of Town Council													
VOTE FOR 2													
	DEM Garrett J Wagner	DEM Nick Hunter	REP Ginny Nguyen	REP Chris Brown	CON Ginny Nguyen	CON Chris Brown	WOR Garrett J Wagner	WOR Nick Hunter	Write-in Totals	Total Votes Cast	Overvotes	Undervotes	Contest Total
63001 Webster-1	98	99	75	66	26	29	7	8	1	409	0	11	420
63002 Webster-2	147	140	87	90	31	29	22	22	0	568	0	16	584
63003 Webster-3	158	155	84	77	23	25	10	9	1	542	0	12	554
63004 Webster-4	155	153	121	108	42	37	17	23	0	656	0	24	680
63005 Webster-5	159	160	133	119	54	50	28	27	0	730	0	22	752
63006 Webster-6	72	70	49	41	12	14	9	10	0	277	0	7	284
63007 Webster-7	96	94	96	88	18	20	13	11	0	436	0	10	446
63008 Webster-8	272	276	219	210	78	72	32	31	0	1,190	0	22	1,212
63009 Webster-9	275	278	239	218	87	91	28	28	0	1,244	0	22	1,266
63010 Webster-10	190	186	204	189	81	81	23	23	0	977	0	17	994
63011 Webster-11	96	93	105	92	23	27	14	14	0	464	0	14	478
63012 Webster-12	120	126	104	103	48	47	8	9	1	566	0	20	586
63013 Webster-13	79	82	86	79	29	25	12	10	0	402	0	8	410
63014 Webster-14	128	129	67	57	23	19	9	10	0	442	0	18	460
63015 Webster-15	72	64	51	49	16	15	11	10	0	288	0	4	292
63016 Webster-16	128	128	94	89	36	29	7	9	2	522	0	10	532
63017 Webster-17	87	88	82	77	39	36	8	7	0	424	0	4	428
63018 Webster-18	82	87	46	43	14	12	3	9	0	296	0	6	302
63019 Webster-19	192	195	133	132	49	47	18	11	0	777	0	19	796
63020 Webster-20	225	229	214	191	81	85	22	20	0	1,067	0	29	1,096
63021 Webster-21	141	141	118	104	29	29	13	13	0	588	0	10	598
63022 Webster-22	96	102	89	77	33	32	12	13	0	454	0	14	468
63023 Webster-23	186	181	130	117	56	56	23	26	0	775	0	17	792
63024 Webster-24	254	266	204	193	82	78	27	20	0	1,124	0	26	1,150
63025 Webster-25	143	140	96	89	32	33	9	9	0	551	0	13	564
63026 Webster-26	94	97	81	77	30	32	11	9	0	431	0	3	434
63027 Webster-27	206	204	135	123	50	55	18	23	1	815	2	23	840
63028 Webster-28	109	100	87	85	26	24	17	15	0	463	0	3	466
63029 Webster-29	155	155	114	112	37	35	9	9	0	626	0	14	640
63030 Webster-30	89	87	55	48	19	15	6	5	0	324	0	6	330
63031 Webster-31	91	90	95	87	47	41	9	8	0	468	0	20	488

	Webster Member of Town Council												
	VOTE FOR 2												
	DEM Garrett J Wagner	DEM Nick Hunter	REP Ginny Nguyen	REP Chris Brown	CON Ginny Nguyen	CON Chris Brown	WOR Garrett J Wagner	WOR Nick Hunter	Write-in Totals	Total Votes Cast	Overvotes	Undervotes	Contest Total
63032 Webster-32	138	129	120	106	49	47	14	12	1	616	0	12	628
63033 Webster-33	116	113	98	86	38	38	7	12	1	509	0	15	524
63034 Webster-34	64	60	51	49	20	17	7	4	0	272	0	6	278
63035 Webster-35	60	58	25	24	4	4	5	5	0	185	0	3	188
63036 Webster-36	137	133	70	67	14	13	9	7	0	450	0	10	460
63037 Webster-37	161	169	140	137	36	37	21	20	0	721	0	7	728
Totals	5,071	5,057	3,997	3,699	1,412	1,376	518	511	8	21,649	2	497	22,148

Wheatland Supervisor							
VOTE FOR 1							
	REP Jim Kirch	CON Jim Kirch	Write-in Totals	Total Votes Cast	Overvotes	Undervotes	Contest Total
64001 Wheatland-1	99	75	5	179	0	57	236
64002 Wheatland-2	115	63	7	185	0	74	259
64003 Wheatland-3	119	87	4	210	0	63	273
64004 Wheatland-4	98	57	3	158	0	41	199
64005 Wheatland-5	152	84	3	239	0	45	284
Totals	583	366	22	971	0	280	1,251

Wheatland Member of Town Council									
VOTE FOR 2									
	REP Steven T Call	REP Timothy Davis	CON Joseph Snyder	CON Timothy Davis	Write-in Totals	Total Votes Cast	Overvotes	Undervotes	Contest Total
64001 Wheatland-1	120	87	91	62	4	364	0	108	472
64002 Wheatland-2	80	137	73	76	1	367	0	151	518
64003 Wheatland-3	156	86	131	62	4	439	0	107	546
64004 Wheatland-4	116	61	88	39	4	308	0	90	398
64005 Wheatland-5	152	95	154	71	2	474	0	94	568
Totals	624	466	537	310	15	1,952	0	550	2,502

Wheatland Superintendent of Highways							
VOTE FOR 1							
	REP Brian Turner	CON Brian Turner	Write-in Totals	Total Votes Cast	Overvotes	Undervotes	Contest Total
64001 Wheatland-1	100	76	3	179	0	57	236
64002 Wheatland-2	129	70	0	199	0	60	259
64003 Wheatland-3	118	82	3	203	0	70	273
64004 Wheatland-4	92	59	2	153	0	46	199
64005 Wheatland-5	151	92	1	244	0	40	284
Totals	590	379	9	978	0	273	1,251

East Rochester Village Trustee													
VOTE FOR 2													
	DEM Melissa Graco-Lopes	DEM Nicole M Walton	REP Ted Conners	REP Kelley L Swagler	CON Ted Conners	CON Kelley L Swagler	WER Melissa Graco-Lopes	WER Nicole M Walton	Write-in Totals	Total Votes Cast	Overvotes	Undervotes	Contest Total
48001 East Rochester-1	79	82	62	58	22	21	6	5	0	335	0	5	340
48002 East Rochester-2	170	177	140	148	53	51	18	17	0	774	4	8	786
48003 East Rochester-3	134	131	95	93	21	21	11	10	0	516	0	6	522
48004 East Rochester-4	173	169	114	110	23	30	28	29	0	676	0	6	682
48005 East Rochester-5	92	90	55	54	19	21	14	15	0	360	0	2	362
Totals	648	649	466	463	138	144	77	76	0	2,661	4	27	2,692

Supreme Court Justice - 7th Judicial District													
VOTE FOR 2													
	DEM David Siguenza	DEM Darius Lind	REP Joe Dinofo	REP Kristina Kity Karle	CON Joe Dinofo	CON Kristina Kity Karle	JDI David Siguenza	JDI Darius Lind	Write-in Totals	Total Votes Cast	Overvotes	Undervotes	Contest Total
04001 LD 4-1	0	0	0	0	0	0	0	0	0	0	0	0	0
16001 LD 16-1	3	5	1	1	1	1	0	0	0	12	0	0	12
17001 LD 17-1	224	214	38	28	26	16	32	31	0	609	0	35	644
17002 LD 17-2	30	24	5	4	3	2	5	6	0	79	0	15	94
17003 LD 17-3	323	316	62	52	46	45	43	44	0	931	0	41	972
17004 LD 17-4	149	144	17	14	15	14	19	19	0	391	0	31	422
17005 LD 17-5	228	219	38	30	30	27	25	25	1	623	0	29	652
17006 LD 17-6	194	184	41	37	17	14	24	23	0	534	0	26	560
17007 LD 17-7	317	306	58	47	36	35	47	42	0	888	0	36	924
17008 LD 17-8	139	132	26	19	19	13	21	21	1	391	0	17	408
21001 LD 21-1	63	64	22	15	12	9	2	4	0	191	0	25	216
21002 LD 21-2	122	107	21	15	14	13	11	13	2	318	0	50	368
21003 LD 21-3	183	181	21	15	10	13	16	19	0	458	0	32	490
21004 LD 21-4	53	53	11	6	7	6	2	6	0	144	0	26	170
21005 LD 21-5	100	103	21	12	9	9	11	11	0	276	0	22	298
21006 LD 21-6	94	86	14	9	10	7	5	6	0	231	0	33	264
21007 LD 21-7	56	50	18	12	9	8	5	4	0	162	0	30	192
21008 LD 21-8	63	59	11	9	8	7	4	4	0	165	0	17	182
21009 LD 21-9	114	116	12	13	10	9	14	10	0	298	0	18	316
21010 LD 21-10	49	42	1	3	1	2	1	2	0	101	0	27	128
21011 LD 21-11	19	17	2	3	1	1	0	1	0	44	0	6	50
21012 LD 21-12	73	71	7	5	6	8	4	4	1	179	0	23	202
21013 LD 21-13	69	73	8	5	5	3	6	6	0	175	0	39	214
21014 LD 21-14	62	58	7	3	7	7	3	4	0	151	0	27	178
21015 LD 21-15	55	52	7	3	7	4	7	8	0	143	0	13	156
21016 LD 21-16	41	40	20	10	4	4	9	8	0	136	0	18	154
21017 LD 21-17	36	36	6	5	1	2	4	4	0	94	0	14	108
21018 LD 21-18	39	34	3	4	1	0	3	1	0	85	0	9	94
21019 LD 21-19	84	72	13	10	9	8	3	2	0	201	0	35	236
21020 LD 21-20	31	31	3	2	4	4	2	3	0	80	0	14	94
22001 LD 22-1	60	58	8	6	7	5	1	4	0	149	0	33	182

	Supreme Court Justice - 7th Judicial District												
	VOTE FOR 2												
	DEM David Siguenza	DEM Darius Lind	REP Joe Dinolfo	REP Kristina Kitty Karle	CON Joe Dinolfo	CON Kristina Kitty Karle	JDI David Siguenza	JDI Darius Lind	Write-in Totals	Total Votes Cast	Overvotes	Undervotes	Contest Total
22002 LD 22-2	16	16	3	3	3	1	1	3	0	46	0	16	62
22003 LD 22-3	23	21	5	4	3	2	1	1	0	60	0	16	76
22004 LD 22-4	21	20	2	3	1	0	2	2	0	51	0	11	62
22005 LD 22-5	27	28	1	3	2	0	2	3	0	66	0	16	82
22006 LD 22-6	31	28	1	1	3	1	3	1	0	69	0	15	84
22007 LD 22-7	133	133	19	14	15	12	20	18	0	364	0	32	396
22008 LD 22-8	40	41	7	5	2	3	0	1	0	99	0	9	108
22009 LD 22-9	23	22	2	5	2	1	3	4	0	62	0	10	72
22010 LD 22-10	61	62	9	4	1	0	2	3	0	142	0	30	172
22011 LD 22-11	74	68	7	4	4	7	8	6	0	178	0	34	212
22012 LD 22-12	19	19	2	2	0	1	3	2	0	48	0	10	58
22013 LD 22-13	13	17	2	1	1	0	2	1	0	37	0	19	56
22014 LD 22-14	45	42	6	4	5	3	3	4	0	112	0	16	128
22015 LD 22-15	61	59	5	4	7	5	7	5	0	153	0	11	164
22016 LD 22-16	28	24	2	1	0	0	1	2	0	58	0	18	76
22017 LD 22-17	34	29	3	3	2	2	1	2	0	76	0	18	94
22018 LD 22-18	20	14	2	3	1	0	3	2	0	45	0	15	60
22019 LD 22-19	54	49	3	4	2	2	4	5	0	123	0	15	138
22020 LD 22-20	38	35	4	1	5	4	1	1	0	89	0	39	128
22021 LD 22-21	20	17	3	3	2	2	2	2	0	51	0	9	60
22022 LD 22-22	39	38	3	1	3	0	4	2	0	90	0	28	118
22023 LD 22-23	35	33	4	3	3	1	3	4	0	86	0	6	92
22024 LD 22-24	40	39	1	3	3	1	9	8	0	104	0	4	108
22025 LD 22-25	7	6	1	0	2	1	0	0	0	17	0	7	24
23001 LD 23-1	302	286	36	37	24	21	42	38	0	786	0	26	812
23002 LD 23-2	273	260	30	32	17	14	47	47	0	720	0	38	758
23003 LD 23-3	345	327	43	41	9	7	80	77	0	929	0	43	972
23004 LD 23-4	190	177	13	19	18	17	24	20	0	478	0	22	500
23005 LD 23-5	6	6	0	0	1	1	0	0	0	14	0	0	14
23006 LD 23-6	122	126	18	12	10	10	18	17	0	333	0	7	340
23007 LD 23-7	205	198	18	19	13	3	33	35	0	524	0	36	560
23008 LD 23-8	297	283	35	32	21	19	47	41	0	775	0	49	824

	Supreme Court Justice - 7th Judicial District												
	VOTE FOR 2												
	DEM David Siguenza	DEM Darius Lind	REP Joe Dinolfo	REP Kristina Kity Karle	CON Joe Dinolfo	CON Kristina Kity Karle	JDI David Siguenza	JDI Darius Lind	Write-in Totals	Total Votes Cast	Overvotes	Undervotes	Contest Total
23009 LD 23-9	198	204	37	25	16	14	24	24	1	543	0	31	574
23010 LD 23-10	203	195	28	28	13	14	19	17	0	517	0	21	538
23011 LD 23-11	250	241	36	30	24	18	48	49	0	696	0	66	762
23012 LD 23-12	413	389	63	57	44	41	44	38	0	1,089	0	47	1,136
23013 LD 23-13	127	116	22	26	13	12	8	6	0	330	0	18	348
23014 LD 23-14	196	188	8	10	7	9	40	42	0	500	0	24	524
23015 LD 23-15	90	89	14	17	9	9	11	10	0	249	0	21	270
23016 LD 23-16	120	116	11	12	4	4	25	29	0	321	0	23	344
23017 LD 23-17	124	119	9	11	8	6	28	25	0	330	0	14	344
23018 LD 23-18	121	127	17	14	8	9	29	27	0	352	0	16	368
23019 LD 23-19	74	68	26	18	13	14	12	15	0	240	0	14	254
24001 LD 24-1	233	217	19	17	9	13	31	25	1	565	0	23	588
24002 LD 24-2	163	154	17	22	10	6	24	20	0	416	0	14	430
24003 LD 24-3	143	144	15	9	12	9	29	27	0	388	0	14	402
24004 LD 24-4	5	5	1	0	0	0	1	0	0	12	0	0	12
24005 LD 24-5	121	120	10	9	9	9	26	23	0	327	0	11	338
24006 LD 24-6	84	82	16	11	11	10	10	11	0	235	0	11	246
24007 LD 24-7	70	70	14	12	9	7	15	11	0	208	0	10	218
24008 LD 24-8	84	81	11	10	12	7	12	14	0	231	0	5	236
24009 LD 24-9	64	64	8	3	12	8	7	3	0	169	0	9	178
24010 LD 24-10	23	20	6	4	1	2	2	3	0	61	0	19	80
24011 LD 24-11	27	21	9	9	3	5	5	2	0	81	4	21	106
24012 LD 24-12	141	131	13	14	10	9	25	23	0	366	0	14	380
24013 LD 24-13	174	170	15	9	6	6	31	33	0	444	0	10	454
24014 LD 24-14	96	92	6	7	3	0	19	21	0	244	0	14	258
24015 LD 24-15	96	94	6	6	3	5	24	22	0	256	0	8	264
24016 LD 24-16	29	32	2	1	2	2	5	6	0	79	0	9	88
24017 LD 24-17	83	82	9	7	6	4	16	16	0	223	0	13	236
24018 LD 24-18	53	53	3	3	2	1	9	8	2	134	0	14	148
24019 LD 24-19	71	72	2	3	0	0	9	8	0	165	0	11	176
25001 LD 25-1	142	140	18	11	7	7	12	13	0	350	4	18	372
25002 LD 25-2	69	58	5	3	1	3	5	4	0	148	0	30	178

	Supreme Court Justice - 7th Judicial District												Contest Total
	VOTE FOR 2												
	DEM David Siguenza	DEM Darius Lind	REP Joe Dinolfo	REP Kristina Kity Karle	CON Joe Dinolfo	CON Kristina Kity Karle	JDI David Siguenza	JDI Darius Lind	Write-in Totals	Total Votes Cast	Overvotes	Undervotes	
25003 LD 25-3	130	130	18	14	12	11	14	11	1	341	2	85	428
25004 LD 25-4	67	63	9	7	2	2	5	5	0	160	0	16	176
25005 LD 25-5	150	139	18	18	7	5	13	10	0	360	0	84	444
25006 LD 25-6	32	33	12	7	3	4	6	7	0	104	0	24	128
25007 LD 25-7	74	73	7	5	6	4	2	1	0	172	0	42	214
25008 LD 25-8	127	124	7	5	4	3	7	6	2	285	0	69	354
25009 LD 25-9	3	3	0	0	0	0	1	1	0	8	0	0	8
25010 LD 25-10	95	97	11	10	5	8	8	8	0	242	0	38	280
25011 LD 25-11	116	115	5	4	7	6	9	9	0	271	0	47	318
25012 LD 25-12	29	26	1	2	0	1	3	3	0	65	0	5	70
25013 LD 25-13	117	112	14	8	11	8	4	7	0	281	0	91	372
25014 LD 25-14	5	4	0	0	0	0	0	0	0	9	0	1	10
25015 LD 25-15	51	49	4	2	4	4	1	2	0	117	0	31	148
25016 LD 25-16	50	50	9	8	3	2	4	3	0	129	0	13	142
25017 LD 25-17	138	132	18	16	7	7	18	15	2	353	0	25	378
25018 LD 25-18	1	0	0	0	1	0	0	1	0	3	0	1	4
26001 LD 26-1	112	109	57	46	46	44	16	13	0	443	0	39	482
26002 LD 26-2	164	149	75	53	35	38	14	13	0	541	0	63	604
26003 LD 26-3	157	161	51	43	19	18	13	11	0	473	0	43	516
26004 LD 26-4	119	116	53	41	23	19	14	16	0	401	0	25	426
26005 LD 26-5	0	0	0	0	0	0	0	0	0	0	0	0	0
26006 LD 26-6	72	67	30	21	22	17	5	5	0	239	2	29	270
26007 LD 26-7	130	122	65	55	27	26	20	13	0	458	0	30	488
26008 LD 26-8	63	61	27	22	16	13	5	4	0	211	0	43	254
26009 LD 26-9	64	66	15	13	9	10	7	7	1	192	0	16	208
26010 LD 26-10	174	162	63	56	38	36	13	13	0	555	2	37	594
26011 LD 26-11	122	121	45	40	18	18	21	19	0	404	0	30	434
26012 LD 26-12	74	68	27	20	24	24	10	11	0	258	0	14	272
26013 LD 26-13	0	0	0	0	0	0	0	0	0	0	0	0	0
27001 LD 27-1	197	203	23	21	25	16	17	21	0	523	0	69	592
27002 LD 27-2	129	128	10	9	11	11	6	5	0	309	0	59	368
27003 LD 27-3	182	184	21	16	10	8	16	17	0	454	0	46	500

	Supreme Court Justice - 7th Judicial District												Contest Total
	VOTE FOR 2												
	DEM David Siguenza	DEM Darius Lind	REP Joe Dinolfo	REP Kristina Kity Karle	CON Joe Dinolfo	CON Kristina Kity Karle	JDI David Siguenza	JDI Darius Lind	Write-in Totals	Total Votes Cast	Overvotes	Undervotes	
27004 LD 27-4	200	196	14	7	8	14	10	12	0	461	4	79	544
27005 LD 27-5	364	349	36	21	25	23	32	31	1	882	0	134	1,016
27006 LD 27-6	63	66	3	6	8	5	5	4	0	160	0	56	216
27007 LD 27-7	69	83	6	3	3	4	6	6	0	180	0	38	218
27008 LD 27-8	69	63	12	12	13	9	6	7	0	191	0	29	220
27009 LD 27-9	278	277	27	22	15	8	23	23	1	674	0	104	778
27010 LD 27-10	0	0	0	0	0	0	0	0	0	0	0	0	0
27011 LD 27-11	225	228	20	15	11	10	15	16	2	542	0	78	620
28001 LD 28-1	17	17	8	9	2	1	3	3	0	60	0	10	70
28002 LD 28-2	54	54	6	5	6	3	1	1	0	130	0	12	142
28003 LD 28-3	118	111	33	23	9	11	8	6	1	320	0	70	390
28004 LD 28-4	92	87	18	14	15	12	6	5	0	249	0	27	276
28005 LD 28-5	74	69	25	21	12	15	2	2	0	220	0	36	256
28006 LD 28-6	50	47	6	4	3	2	3	4	1	120	0	24	144
28007 LD 28-7	12	10	3	1	1	1	1	1	0	30	0	8	38
28008 LD 28-8	36	39	3	4	6	6	3	3	0	100	0	14	114
28009 LD 28-9	42	43	6	7	4	3	2	2	0	109	0	31	140
28010 LD 28-10	22	26	6	3	1	3	3	3	0	67	0	17	84
28011 LD 28-11	43	34	12	9	8	11	4	3	0	124	0	14	138
28012 LD 28-12	33	35	6	4	2	0	4	4	0	88	0	16	104
28013 LD 28-13	161	143	12	9	5	7	10	9	1	357	0	55	412
28014 LD 28-14	51	45	17	12	8	8	0	4	0	145	0	23	168
28015 LD 28-15	27	30	11	7	6	4	2	1	0	88	0	14	102
29001 LD 29-1	103	98	24	22	12	9	14	6	0	288	0	80	368
29002 LD 29-2	62	61	15	12	5	6	3	1	0	165	0	17	182
29003 LD 29-3	62	57	14	10	7	7	13	13	0	183	0	5	188
29004 LD 29-4	74	76	13	9	10	7	10	11	0	210	0	20	230
29005 LD 29-5	56	61	14	7	11	9	3	6	0	167	0	19	186
29006 LD 29-6	43	43	10	6	4	4	2	4	0	116	0	24	140
29007 LD 29-7	24	25	1	2	4	1	2	2	0	61	0	27	88
29008 LD 29-8	39	36	7	5	5	4	0	0	0	96	0	24	120
29009 LD 29-9	65	57	14	5	9	12	5	5	0	172	0	20	192

	Supreme Court Justice - 7th Judicial District												Contest Total
	VOTE FOR 2												
	DEM David Siguenza	DEM Darius Lind	REP Joe Dinolfo	REP Kristina Kity Karle	CON Joe Dinolfo	CON Kristina Kity Karle	JDI David Siguenza	JDI Darius Lind	Write-in Totals	Total Votes Cast	Overvotes	Undervotes	
29010 LD 29-10	52	51	7	5	6	8	5	4	0	138	0	10	148
29011 LD 29-11	75	77	12	10	9	3	5	4	0	195	0	27	222
29012 LD 29-12	51	48	12	11	3	3	0	1	0	129	0	43	172
29013 LD 29-13	42	43	9	3	3	3	6	4	0	113	0	19	132
29014 LD 29-14	79	76	18	11	12	11	5	6	0	218	0	18	236
29015 LD 29-15	45	45	10	5	7	3	1	5	0	121	0	35	156
29016 LD 29-16	94	89	19	12	10	7	1	1	2	235	0	37	272
29017 LD 29-17	68	70	8	8	8	8	6	6	0	182	0	22	204
29018 LD 29-18	9	8	0	0	0	0	0	0	0	17	0	1	18
29019 LD 29-19	19	19	8	6	0	1	0	0	0	53	0	5	58
29020 LD 29-20	70	71	13	10	9	7	9	2	0	191	0	73	264
29021 LD 29-21	6	4	1	0	0	0	0	0	0	11	0	3	14
45001 Brighton-1	206	208	34	35	10	12	16	13	0	534	0	6	540
45002 Brighton-2	72	70	22	19	17	14	10	11	1	236	0	4	240
45003 Brighton-3	48	42	11	14	3	4	3	3	0	128	0	4	132
45004 Brighton-4	174	163	34	36	11	12	16	15	0	461	0	17	478
45005 Brighton-5	281	275	66	67	17	17	27	26	0	776	0	24	800
45006 Brighton-6	196	185	50	53	12	11	9	9	2	527	0	9	536
45007 Brighton-7	237	233	60	49	22	27	28	24	0	680	0	24	704
45008 Brighton-8	114	106	53	52	14	15	7	4	0	365	0	19	384
45009 Brighton-9	123	115	19	19	5	5	14	15	0	315	0	7	322
45010 Brighton-10	206	205	43	36	17	17	7	8	0	539	0	9	548
45011 Brighton-11	159	154	31	29	21	22	18	19	0	453	0	5	458
45012 Brighton-12	212	204	35	32	17	15	21	21	0	557	0	17	574
45013 Brighton-13	262	255	50	41	18	12	22	25	0	685	0	29	714
45014 Brighton-14	120	118	12	10	8	7	15	16	0	306	0	8	314
45015 Brighton-15	126	120	20	17	15	15	8	7	0	328	0	4	332
45016 Brighton-16	143	143	64	66	17	18	5	6	0	462	0	20	482
45017 Brighton-17	211	200	29	28	14	11	10	8	0	511	0	23	534
45018 Brighton-18	153	153	15	18	6	5	11	11	0	372	0	2	374
45019 Brighton-19	213	198	44	41	24	24	8	6	0	558	0	20	578
45020 Brighton-20	100	99	10	8	5	4	10	9	0	245	0	11	256

	Supreme Court Justice - 7th Judicial District												
	VOTE FOR 2												
	DEM David Siguenza	DEM Darius Lind	REP Joe Dinolfo	REP Kristina Kity Karle	CON Joe Dinolfo	CON Kristina Kity Karle	JDI David Siguenza	JDI Darius Lind	Write-in Totals	Total Votes Cast	Overvotes	Undervotes	Contest Total
45021 Brighton-21	136	127	18	13	6	6	9	9	2	326	0	12	338
45022 Brighton-22	167	164	38	35	13	13	10	9	2	451	0	11	462
45023 Brighton-23	144	136	29	25	10	12	12	10	0	378	0	12	390
45024 Brighton-24	150	149	63	46	20	19	9	9	0	465	0	19	484
45025 Brighton-25	275	263	47	42	20	18	26	23	1	715	4	21	740
45026 Brighton-26	117	116	30	27	16	14	8	12	1	341	0	17	358
45027 Brighton-27	115	106	26	28	17	14	11	9	0	326	0	14	340
45028 Brighton-28	206	195	41	30	20	15	12	12	0	531	0	19	550
45029 Brighton-29	56	54	19	18	8	9	7	7	0	178	0	4	182
45030 Brighton-30	296	292	64	51	15	20	20	19	0	777	0	39	816
45031 Brighton-31	285	276	53	40	18	16	11	13	0	712	0	22	734
45032 Brighton-32	182	182	30	26	19	20	16	15	2	492	0	4	496
45033 Brighton-33	180	177	38	36	16	16	14	12	0	489	0	9	498
45034 Brighton-34	116	112	28	20	4	8	8	5	0	301	0	5	306
45035 Brighton-35	109	108	29	25	14	14	11	8	0	318	0	16	334
45036 Brighton-36	78	73	13	12	11	11	11	12	0	221	0	9	230
45037 Brighton-37	201	199	34	28	14	11	12	12	0	511	0	11	522
45038 Brighton-38	140	136	33	29	21	17	7	7	0	390	0	10	400
46001 Chili-1	189	187	140	122	60	58	17	13	0	786	0	30	816
46002 Chili-2	71	66	115	108	49	47	5	4	0	465	0	19	484
46003 Chili-3	92	86	68	67	25	27	7	5	0	377	0	15	392
46004 Chili-4	100	99	111	108	41	39	7	9	0	514	0	10	524
46005 Chili-5	183	178	174	161	97	84	14	13	1	905	0	25	930
46006 Chili-6	77	65	47	43	16	16	2	1	0	267	0	13	280
46007 Chili-7	55	53	15	13	12	13	1	2	0	164	0	10	174
46008 Chili-8	97	94	95	87	47	53	6	4	0	483	0	13	496
46009 Chili-9	173	165	110	96	41	41	11	11	0	648	0	20	668
46010 Chili-10	76	68	107	93	65	62	3	6	0	480	0	26	506
46011 Chili-11	92	84	57	53	37	32	10	9	0	374	0	12	386
46012 Chili-12	74	69	58	56	30	29	2	5	0	323	0	15	338
46013 Chili-13	113	106	123	114	45	44	8	8	0	561	0	19	580
46014 Chili-14	77	70	67	59	35	37	6	6	0	357	0	7	364

	Supreme Court Justice - 7th Judicial District												
	VOTE FOR 2												
	DEM David Siguenza	DEM Darius Lind	REP Joe Dinolfo	REP Kristina Kity Karle	CON Joe Dinolfo	CON Kristina Kity Karle	JDI David Siguenza	JDI Darius Lind	Write-in Totals	Total Votes Cast	Overvotes	Undervotes	Contest Total
46015 Chili-15	119	107	112	106	56	51	8	7	0	566	0	32	598
46016 Chili-16	134	135	169	161	56	49	7	8	0	719	0	27	746
46017 Chili-17	184	184	204	174	68	72	10	7	0	903	0	25	928
46018 Chili-18	55	56	59	61	27	25	3	4	0	290	0	8	298
46019 Chili-19	49	46	21	21	18	16	4	4	0	179	0	3	182
46020 Chili-20	137	127	75	74	45	43	11	10	0	522	0	16	538
46021 Chili-21	74	68	34	33	22	21	1	2	0	255	2	15	272
46022 Chili-22	148	139	47	48	22	23	9	9	0	445	0	27	472
46023 Chili-23	81	72	36	29	14	14	2	6	0	254	2	8	264
46024 Chili-24	176	165	121	106	51	48	17	14	1	699	0	29	728
47001 Clarkson-1	64	59	111	102	46	45	4	3	0	434	0	12	446
47002 Clarkson-2	7	6	12	12	8	7	0	0	0	52	0	2	54
47003 Clarkson-3	64	61	54	48	14	14	2	2	0	259	0	9	268
47004 Clarkson-4	51	47	108	98	46	46	6	3	0	405	0	19	424
47005 Clarkson-5	96	97	93	85	52	56	5	3	0	487	0	23	510
47006 Clarkson-6	45	44	40	38	22	17	0	0	0	206	0	8	214
48001 East Rochester-1	80	76	62	61	21	21	5	5	0	331	0	9	340
48002 East Rochester-2	172	173	141	120	58	61	13	10	0	748	4	34	786
48003 East Rochester-3	147	140	81	75	25	25	6	6	0	505	0	17	522
48004 East Rochester-4	166	167	104	96	26	28	29	28	0	644	0	38	682
48005 East Rochester-5	88	83	56	56	20	18	12	12	0	345	0	17	362
49001 Gates-1	106	107	60	53	43	40	3	4	0	416	0	12	428
49002 Gates-2	128	122	99	91	37	38	4	3	0	522	0	28	550
49003 Gates-3	55	56	45	41	9	10	4	3	0	223	0	11	234
49004 Gates-4	126	117	99	83	26	23	9	8	0	491	0	17	508
49005 Gates-5	149	145	114	107	45	44	6	8	0	618	0	16	634
49006 Gates-6	98	92	45	45	21	20	6	5	0	332	0	8	340
49007 Gates-7	169	152	162	133	45	48	7	9	0	725	0	35	760
49008 Gates-8	38	36	64	62	13	12	1	2	0	228	0	4	232
49009 Gates-9	60	59	37	36	12	13	1	3	0	221	0	25	246
49010 Gates-10	115	120	85	72	31	28	9	8	0	468	0	8	476
49011 Gates-11	104	98	69	69	40	40	7	6	0	433	0	21	454

	Supreme Court Justice - 7th Judicial District												
	VOTE FOR 2												
	DEM David Siguenza	DEM Darius Lind	REP Joe Dinolfo	REP Kristina Kity Karle	CON Joe Dinolfo	CON Kristina Kity Karle	JDI David Siguenza	JDI Darius Lind	Write-in Totals	Total Votes Cast	Overvotes	Undervotes	Contest Total
49012 Gates-12	63	60	98	86	25	24	4	4	0	364	0	10	374
49013 Gates-13	68	70	40	31	22	16	6	6	0	259	0	9	268
49014 Gates-14	139	145	147	134	34	32	6	6	0	643	0	41	684
49015 Gates-15	96	89	84	75	22	22	7	6	0	401	0	27	428
49016 Gates-16	74	71	67	63	18	17	2	2	0	314	4	12	330
49017 Gates-17	45	49	38	33	14	14	1	3	0	197	0	7	204
49018 Gates-18	46	52	97	83	36	34	4	2	0	354	0	14	368
49019 Gates-19	134	124	155	145	38	41	11	8	0	656	0	16	672
49020 Gates-20	90	82	69	55	33	27	7	4	0	367	0	27	394
49021 Gates-21	26	29	41	39	13	10	1	1	0	160	0	10	170
49022 Gates-22	29	28	14	12	6	6	2	2	0	99	0	5	104
49023 Gates-23	40	38	46	38	19	21	0	1	0	203	0	15	218
49024 Gates-24	149	149	107	98	53	49	10	8	0	623	4	33	660
50001 Greece-1	77	71	69	66	22	19	2	4	0	330	0	8	338
50002 Greece-2	91	80	105	101	35	35	1	4	0	452	0	14	466
50003 Greece-3	89	84	61	57	37	35	6	5	0	374	0	12	386
50004 Greece-4	62	58	51	48	14	16	2	0	0	251	0	7	258
50005 Greece-5	219	206	124	114	33	39	14	13	0	762	0	22	784
50006 Greece-6	159	149	120	104	43	47	16	11	0	649	0	25	674
50007 Greece-7	75	71	46	44	18	23	2	2	0	281	0	9	290
50008 Greece-8	64	56	48	45	18	18	4	4	0	257	0	11	268
50009 Greece-9	55	57	46	41	19	16	5	4	1	244	0	16	260
50010 Greece-10	58	55	54	52	16	20	5	4	0	264	0	6	270
50011 Greece-11	33	30	24	22	4	5	1	2	0	121	0	9	130
50012 Greece-12	42	38	29	24	7	8	2	2	0	152	0	8	160
50013 Greece-13	62	59	54	51	9	8	0	0	0	243	2	13	258
50014 Greece-14	59	56	28	26	8	7	6	7	0	197	0	1	198
50015 Greece-15	73	71	63	64	30	19	2	2	0	324	0	10	334
50016 Greece-16	40	36	53	49	11	8	2	3	0	202	0	10	212
50017 Greece-17	97	88	97	90	34	30	5	4	0	445	0	15	460
50018 Greece-18	81	67	85	84	30	27	9	8	0	391	0	13	404
50019 Greece-19	91	89	101	92	36	31	4	4	0	448	0	26	474

Supreme Court Justice - 7th Judicial District													
VOTE FOR 2													
	DEM David Siguenza	DEM Darius Lind	REP Joe Dinolfo	REP Kristina Kitty Karle	CON Joe Dinolfo	CON Kristina Kitty Karle	JDI David Siguenza	JDI Darius Lind	Write-in Totals	Total Votes Cast	Overvotes	Undervotes	Contest Total
50020 Greece-20	53	49	69	63	25	27	1	2	0	289	0	13	302
50021 Greece-21	68	65	41	39	26	23	8	5	0	275	0	7	282
50022 Greece-22	125	120	130	116	36	32	9	6	0	574	0	16	590
50023 Greece-23	100	95	100	82	24	27	3	2	0	433	0	27	460
50024 Greece-24	89	82	103	97	34	33	6	4	0	448	0	14	462
50025 Greece-25	65	60	43	36	16	17	5	4	0	246	0	10	256
50026 Greece-26	49	43	55	49	26	26	2	1	0	251	0	5	256
50027 Greece-27	118	112	96	88	33	26	5	3	0	481	0	23	504
50028 Greece-28	69	67	110	92	32	40	5	1	0	416	2	18	436
50029 Greece-29	73	70	76	72	16	14	3	2	0	326	0	4	330
50030 Greece-30	131	127	140	130	49	51	9	3	0	640	0	38	678
50031 Greece-31	88	83	55	44	24	23	3	2	0	322	0	16	338
50032 Greece-32	47	43	44	39	13	14	6	6	0	212	0	8	220
50033 Greece-33	135	124	149	139	37	37	5	4	0	630	0	30	660
50034 Greece-34	101	92	94	90	34	31	3	4	0	449	0	15	464
50035 Greece-35	82	79	57	57	22	24	2	3	0	326	0	4	330
50036 Greece-36	92	87	83	71	30	28	3	2	1	397	0	21	418
50037 Greece-37	148	142	129	120	29	27	16	15	0	626	4	12	642
50038 Greece-38	46	37	57	59	12	15	2	2	0	230	0	18	248
50039 Greece-39	50	50	40	38	15	12	1	1	0	207	0	5	212
50040 Greece-40	59	56	51	47	19	19	5	4	0	260	0	12	272
50041 Greece-41	93	83	59	53	24	21	8	6	0	347	0	11	358
50042 Greece-42	59	61	48	42	12	13	3	3	0	241	0	17	258
50043 Greece-43	109	103	98	92	44	44	11	3	1	505	0	21	526
50044 Greece-44	114	108	109	100	27	24	7	4	0	493	2	25	520
50045 Greece-45	86	72	143	133	38	35	5	3	0	515	0	15	530
50046 Greece-46	48	50	27	25	13	14	6	5	0	188	0	8	196
50047 Greece-47	84	82	62	51	24	25	5	5	0	338	0	8	346
50048 Greece-48	46	46	74	66	21	25	6	3	0	287	0	7	294
50049 Greece-49	62	60	45	36	13	12	3	1	0	232	0	8	240
50050 Greece-50	65	62	67	62	20	18	3	3	1	301	0	15	316
50051 Greece-51	112	113	135	120	63	58	7	7	0	615	0	21	636

Supreme Court Justice - 7th Judicial District													
VOTE FOR 2													
	DEM David Siguenza	DEM Darius Lind	REP Joe Dinolfo	REP Kristina Kitty Karle	CON Joe Dinolfo	CON Kristina Kitty Karle	JDI David Siguenza	JDI Darius Lind	Write-in Totals	Total Votes Cast	Overvotes	Undervotes	Contest Total
50052 Greece-52	101	93	105	91	31	26	7	4	0	458	0	20	478
50053 Greece-53	51	58	43	41	21	19	2	1	0	236	0	14	250
50054 Greece-54	63	52	86	85	38	33	2	1	0	360	0	12	372
50055 Greece-55	50	48	74	67	17	16	1	1	0	274	0	6	280
50056 Greece-56	100	90	84	73	12	17	4	4	1	385	0	15	400
50057 Greece-57	85	73	90	91	33	31	4	1	0	408	0	20	428
50058 Greece-58	90	81	90	85	27	24	2	2	0	401	0	17	418
50059 Greece-59	35	32	9	11	6	6	2	2	0	103	0	13	116
50060 Greece-60	56	53	54	49	12	13	4	3	0	244	0	10	254
50061 Greece-61	97	91	62	57	41	37	6	6	0	397	0	13	410
50062 Greece-62	95	94	54	50	30	29	3	4	0	359	0	17	376
50063 Greece-63	59	58	82	78	25	20	2	2	0	326	0	10	336
50064 Greece-64	47	47	59	54	10	9	4	4	2	236	0	14	250
50065 Greece-65	154	144	136	120	38	42	9	8	0	651	2	33	686
50066 Greece-66	36	34	25	17	9	9	1	1	0	132	0	4	136
50067 Greece-67	112	103	105	100	40	40	8	9	0	517	0	27	544
50068 Greece-68	97	93	91	85	39	38	7	5	0	455	0	21	476
50069 Greece-69	49	46	44	39	14	12	5	6	0	215	0	7	222
50070 Greece-70	196	178	293	273	97	92	8	8	1	1,146	0	32	1,178
50071 Greece-71	95	100	82	70	22	20	2	2	0	393	0	19	412
50072 Greece-72	127	112	97	84	39	41	3	0	0	503	0	21	524
50073 Greece-73	25	25	16	11	3	0	1	0	0	81	0	3	84
50074 Greece-74	71	65	51	44	19	18	5	2	0	275	0	13	288
50075 Greece-75	42	44	58	51	7	8	3	1	0	214	0	14	228
50076 Greece-76	49	44	92	86	24	24	2	0	0	321	0	13	334
50077 Greece-77	81	72	76	69	17	17	1	3	0	336	0	20	356
50078 Greece-78	38	35	42	40	13	12	6	5	0	191	0	7	198
50079 Greece-79	151	141	177	163	37	38	6	4	0	717	2	27	746
50080 Greece-80	105	100	121	110	36	33	6	3	0	514	0	22	536
50081 Greece-81	69	69	56	52	19	17	3	3	0	288	0	6	294
50082 Greece-82	113	110	33	30	20	22	8	8	0	344	0	6	350
50083 Greece-83	64	59	60	60	16	13	6	4	0	282	0	14	296

Supreme Court Justice - 7th Judicial District													
VOTE FOR 2													
	DEM David Siguenza	DEM Darius Lind	REP Joe Dinolfo	REP Kristina Kitty Karle	CON Joe Dinolfo	CON Kristina Kitty Karle	JDI David Siguenza	JDI Darius Lind	Write-in Totals	Total Votes Cast	Overvotes	Undervotes	Contest Total
50084 Greece-84	88	78	79	76	27	21	4	3	0	376	0	8	384
50085 Greece-85	94	80	90	79	26	31	6	4	0	410	2	22	434
50086 Greece-86	176	162	198	172	84	80	9	4	0	885	6	37	928
50087 Greece-87	39	37	39	33	14	10	2	0	0	174	0	4	178
50088 Greece-88	114	110	90	72	37	39	4	5	1	472	0	14	486
50089 Greece-89	55	51	44	35	14	14	1	0	0	214	0	16	230
50090 Greece-90	79	78	118	111	56	52	6	4	0	504	0	16	520
50091 Greece-91	128	117	137	131	64	58	3	4	0	642	0	22	664
50092 Greece-92	104	97	94	85	29	28	9	9	2	457	0	25	482
50093 Greece-93	105	98	79	70	18	19	3	1	0	393	0	11	404
50094 Greece-94	30	31	42	38	19	18	0	0	0	178	0	2	180
50095 Greece-95	48	45	29	24	9	10	4	3	0	172	2	8	182
50096 Greece-96	18	21	25	19	2	3	1	0	0	89	0	3	92
50097 Greece-97	129	114	151	140	44	40	3	2	0	623	0	33	656
50098 Greece-98	131	112	116	104	49	47	4	4	0	567	4	25	596
50099 Greece-99	21	23	39	39	12	11	0	0	0	145	0	1	146
50100 Greece-100	119	111	105	94	40	37	5	3	1	515	0	9	524
51001 Hamlin-1	54	55	44	36	18	20	1	0	0	228	0	8	236
51002 Hamlin-2	51	45	66	64	17	14	2	5	0	264	2	12	278
51003 Hamlin-3	51	43	47	48	26	29	4	3	0	251	0	7	258
51004 Hamlin-4	24	27	50	45	26	26	4	3	2	207	0	7	214
51005 Hamlin-5	33	33	48	42	25	26	3	3	0	213	0	11	224
51006 Hamlin-6	46	41	62	54	28	28	0	0	2	261	0	5	266
51007 Hamlin-7	76	68	91	88	32	33	2	2	0	392	0	16	408
51008 Hamlin-8	30	34	42	36	22	22	3	1	0	190	0	10	200
51009 Hamlin-9	25	24	42	41	13	13	0	0	0	158	0	8	166
51010 Hamlin-10	57	60	63	58	30	22	2	2	0	294	0	22	316
52001 Henrietta-1	130	133	98	88	30	27	7	6	0	519	0	15	534
52002 Henrietta-2	114	112	54	57	29	26	12	9	0	413	0	5	418
52003 Henrietta-3	63	64	24	21	10	9	6	4	0	201	0	9	210
52004 Henrietta-4	230	233	106	103	50	47	8	8	0	785	0	29	814
52005 Henrietta-5	149	143	96	90	49	46	11	7	0	591	0	15	606

	Supreme Court Justice - 7th Judicial District												
	VOTE FOR 2												
	DEM David Siguenza	DEM Darius Lind	REP Joe Dinolfo	REP Kristina Kity Karle	CON Joe Dinolfo	CON Kristina Kity Karle	JDI David Siguenza	JDI Darius Lind	Write-in Totals	Total Votes Cast	Overvotes	Undervotes	Contest Total
52006 Henrietta-6	188	190	156	149	39	37	13	13	0	785	0	27	812
52007 Henrietta-7	246	248	95	90	52	48	13	12	2	806	0	14	820
52008 Henrietta-8	193	189	130	127	43	39	9	13	0	743	0	21	764
52009 Henrietta-9	150	149	81	72	28	28	7	6	0	521	0	23	544
52010 Henrietta-10	393	383	149	135	52	51	15	16	0	1,194	0	34	1,228
52011 Henrietta-11	81	79	38	35	19	20	2	3	2	279	0	13	292
52012 Henrietta-12	266	267	162	151	56	57	12	11	0	982	0	20	1,002
52013 Henrietta-13	100	105	51	39	23	23	8	6	0	355	0	11	366
52014 Henrietta-14	188	183	88	89	39	39	11	10	0	647	0	15	662
52015 Henrietta-15	188	188	68	68	29	28	10	7	0	586	0	8	594
52016 Henrietta-16	119	119	75	66	21	20	9	6	0	435	0	15	450
52017 Henrietta-17	295	286	90	84	24	29	11	10	0	829	0	21	850
52018 Henrietta-18	136	130	77	69	25	28	6	8	0	479	0	9	488
52019 Henrietta-19	105	105	40	37	20	17	6	4	0	334	0	8	342
52020 Henrietta-20	136	133	74	74	37	27	10	9	0	500	0	22	522
52021 Henrietta-21	199	183	84	76	37	40	15	14	0	648	0	16	664
52022 Henrietta-22	193	185	82	69	40	38	6	5	0	618	0	22	640
52023 Henrietta-23	101	102	64	51	22	19	4	5	0	368	0	18	386
52024 Henrietta-24	161	161	46	40	26	23	8	9	0	474	0	18	492
52025 Henrietta-25	235	223	90	79	34	37	12	10	0	720	0	16	736
52026 Henrietta-26	246	245	163	147	60	55	14	14	0	944	0	30	974
52027 Henrietta-27	185	185	114	104	39	35	8	5	0	675	0	13	688
52028 Henrietta-28	163	155	69	67	25	26	6	4	0	515	0	19	534
53001 Irondequoit-1	240	237	147	124	41	37	15	9	0	850	2	26	878
53002 Irondequoit-2	173	152	105	90	29	27	15	14	0	605	0	23	628
53003 Irondequoit-3	126	120	71	62	18	16	9	9	0	431	0	19	450
53004 Irondequoit-4	132	128	103	84	16	16	5	5	0	489	0	13	502
53005 Irondequoit-5	215	212	82	69	29	27	15	15	0	664	0	20	684
53006 Irondequoit-6	204	187	91	74	36	32	12	15	0	651	0	25	676
53007 Irondequoit-7	170	165	87	69	40	44	12	10	0	597	0	15	612
53008 Irondequoit-8	92	89	87	75	18	19	9	9	0	398	0	22	420
53009 Irondequoit-9	74	74	96	83	15	11	7	7	0	367	0	25	392

	Supreme Court Justice - 7th Judicial District												Contest Total
	VOTE FOR 2												
	DEM David Siguenza	DEM Darius Lind	REP Joe Dinolfo	REP Kristina Kity Karle	CON Joe Dinolfo	CON Kristina Kity Karle	JDI David Siguenza	JDI Darius Lind	Write-in Totals	Total Votes Cast	Overvotes	Undervotes	
53010 Irondequoit-10	216	210	124	119	31	26	19	16	0	761	0	35	796
53011 Irondequoit-11	210	196	101	99	43	42	12	7	0	710	0	16	726
53012 Irondequoit-12	44	43	34	24	2	4	2	2	0	155	0	5	160
53013 Irondequoit-13	191	178	82	68	14	17	19	14	0	583	0	17	600
53014 Irondequoit-14	144	134	95	91	28	30	15	13	0	550	0	14	564
53015 Irondequoit-15	165	157	86	71	23	22	9	7	0	540	0	32	572
53016 Irondequoit-16	216	210	108	94	39	33	6	4	0	710	2	26	738
53017 Irondequoit-17	213	195	93	81	30	32	29	28	0	701	0	17	718
53018 Irondequoit-18	156	161	98	87	29	23	12	13	0	579	0	27	606
53019 Irondequoit-19	130	125	42	35	12	12	16	16	0	388	0	8	396
53020 Irondequoit-20	166	156	99	82	23	26	10	6	0	568	0	28	596
53021 Irondequoit-21	302	292	139	117	36	37	25	28	2	978	0	30	1,008
53022 Irondequoit-22	134	129	83	71	21	17	7	6	1	469	0	15	484
53023 Irondequoit-23	215	204	95	93	21	16	21	24	0	689	0	29	718
53024 Irondequoit-24	117	119	52	34	24	24	6	8	0	384	0	16	400
53025 Irondequoit-25	214	204	140	117	42	32	17	15	0	781	0	45	826
53026 Irondequoit-26	102	89	31	36	11	8	4	6	0	287	0	21	308
53027 Irondequoit-27	168	149	105	90	22	28	7	7	0	576	0	24	600
53028 Irondequoit-28	158	162	115	108	37	34	16	9	0	639	0	31	670
53029 Irondequoit-29	238	229	104	101	32	32	34	35	0	805	4	25	834
53030 Irondequoit-30	106	103	75	59	16	17	13	13	0	402	0	14	416
53031 Irondequoit-31	89	85	44	38	12	15	9	6	0	298	0	16	314
53032 Irondequoit-32	199	188	142	129	36	31	23	22	0	770	0	32	802
53033 Irondequoit-33	121	118	61	54	21	15	7	2	0	399	0	21	420
53034 Irondequoit-34	143	130	109	89	21	26	4	6	0	528	2	18	548
53035 Irondequoit-35	219	203	113	108	46	45	15	17	0	766	0	30	796
53036 Irondequoit-36	157	146	66	59	20	21	11	9	0	489	0	17	506
53037 Irondequoit-37	153	148	70	57	20	21	19	13	0	501	0	27	528
53038 Irondequoit-38	181	169	57	51	16	16	9	11	0	510	0	34	544
53039 Irondequoit-39	106	97	57	49	12	14	5	1	0	341	0	23	364
53040 Irondequoit-40	100	92	46	45	16	14	7	7	0	327	0	15	342
53041 Irondequoit-41	72	67	25	25	7	5	3	5	1	210	0	8	218

	Supreme Court Justice - 7th Judicial District												Contest Total
	VOTE FOR 2												
	DEM David Siguenza	DEM Darius Lind	REP Joe Dinolfo	REP Kristina Kity Karle	CON Joe Dinolfo	CON Kristina Kity Karle	JDI David Siguenza	JDI Darius Lind	Write-in Totals	Total Votes Cast	Overvotes	Undervotes	
53042 Irondequoit-42	122	109	91	76	34	28	9	12	0	481	0	21	502
53043 Irondequoit-43	78	69	49	46	14	11	6	7	0	280	0	18	298
53044 Irondequoit-44	188	180	160	141	32	31	19	17	0	768	0	42	810
53045 Irondequoit-45	177	172	107	99	33	24	5	3	0	620	0	28	648
54001 Mendon-1	218	200	141	136	57	61	6	6	1	826	0	8	834
54002 Mendon-2	202	194	112	105	38	45	14	13	0	723	0	27	750
54003 Mendon-3	192	180	162	162	71	64	12	10	0	853	0	13	866
54004 Mendon-4	195	190	99	94	34	37	8	9	0	666	0	26	692
54005 Mendon-5	184	190	126	124	58	62	11	10	0	765	0	13	778
54006 Mendon-6	185	182	138	126	64	62	3	4	0	764	0	22	786
54007 Mendon-7	171	164	154	138	65	67	2	2	0	763	0	27	790
54008 Mendon-8	77	71	42	40	17	19	1	2	0	269	0	7	276
54009 Mendon-9	158	151	126	118	30	30	9	5	0	627	0	21	648
55001 Ogden-1	99	103	91	78	43	36	2	2	0	454	0	22	476
55002 Ogden-2	77	74	73	67	36	35	5	3	0	370	0	6	376
55003 Ogden-3	114	105	135	129	48	46	1	0	0	578	0	16	594
55004 Ogden-4	57	51	83	78	39	39	2	1	0	350	0	8	358
55005 Ogden-5	56	55	94	80	36	36	3	4	0	364	0	10	374
55006 Ogden-6	110	107	82	76	25	25	9	5	0	439	0	9	448
55007 Ogden-7	60	56	129	124	61	58	3	2	0	493	0	17	510
55008 Ogden-8	75	69	73	70	33	31	1	3	0	355	0	13	368
55009 Ogden-9	74	73	77	65	28	29	4	4	0	354	0	10	364
55010 Ogden-10	56	48	76	75	31	28	4	3	0	321	0	15	336
55011 Ogden-11	74	73	65	64	41	40	2	2	0	361	0	11	372
55012 Ogden-12	85	69	135	118	43	41	4	4	0	499	0	29	528
55013 Ogden-13	89	86	94	83	28	28	5	5	1	419	0	13	432
55014 Ogden-14	117	120	142	131	66	65	2	3	0	646	0	26	672
55015 Ogden-15	106	105	110	104	54	53	0	1	0	533	0	23	556
55016 Ogden-16	72	71	101	97	39	37	6	7	0	430	0	20	450
55017 Ogden-17	73	70	109	103	59	61	12	9	0	496	0	12	508
55018 Ogden-18	113	107	100	91	47	46	7	5	0	516	0	22	538
56001 Parma-1	81	75	60	60	42	40	4	5	0	367	0	9	376

	Supreme Court Justice - 7th Judicial District												Contest Total
	VOTE FOR 2												
	DEM David Siguenza	DEM Darius Lind	REP Joe Dinolfo	REP Kristina Kity Karle	CON Joe Dinolfo	CON Kristina Kity Karle	JDI David Siguenza	JDI Darius Lind	Write-in Totals	Total Votes Cast	Overvotes	Undervotes	
56002 Parma-2	68	62	86	71	42	44	10	7	0	390	0	8	398
56003 Parma-3	54	51	56	51	35	29	3	2	0	281	0	9	290
56004 Parma-4	67	64	109	112	55	55	4	6	2	474	0	14	488
56005 Parma-5	42	38	41	35	21	19	2	1	0	199	0	9	208
56006 Parma-6	59	58	108	105	53	49	4	2	0	438	0	10	448
56007 Parma-7	60	61	81	72	28	30	2	2	0	336	0	12	348
56008 Parma-8	70	68	72	69	39	38	4	2	0	362	0	28	390
56009 Parma-9	60	64	64	64	27	26	1	1	0	307	0	1	308
56010 Parma-10	44	42	58	50	44	45	5	2	0	290	0	10	300
56011 Parma-11	78	75	64	61	36	34	5	5	0	358	0	4	362
56012 Parma-12	59	59	68	60	27	30	6	6	0	315	0	9	324
56013 Parma-13	93	84	129	119	67	65	3	2	1	563	0	15	578
57001 Penfield-1	312	309	156	141	62	53	28	27	0	1,088	0	26	1,114
57002 Penfield-2	135	127	68	61	27	23	9	6	0	456	2	12	470
57003 Penfield-3	116	111	100	93	24	20	4	5	0	473	0	15	488
57004 Penfield-4	137	132	148	141	51	48	14	10	0	681	0	9	690
57005 Penfield-5	170	168	82	78	37	40	13	11	1	600	0	10	610
57006 Penfield-6	75	71	80	74	28	26	4	8	0	366	0	4	370
57007 Penfield-7	131	130	83	72	30	28	7	6	1	488	0	10	498
57008 Penfield-8	87	87	72	65	20	16	9	6	0	362	2	6	370
57009 Penfield-9	202	200	65	52	24	26	12	14	0	595	0	15	610
57010 Penfield-10	51	53	51	46	20	20	8	7	0	256	0	6	262
57011 Penfield-11	150	149	102	89	28	23	8	6	0	555	0	15	570
57012 Penfield-12	164	152	56	43	25	23	10	11	0	484	0	16	500
57013 Penfield-13	136	131	68	63	37	39	6	10	0	490	0	10	500
57014 Penfield-14	111	111	120	115	45	45	5	6	0	558	0	22	580
57015 Penfield-15	202	192	107	111	41	34	10	10	0	707	2	13	722
57016 Penfield-16	60	60	50	49	11	9	2	2	0	243	0	1	244
57017 Penfield-17	234	212	124	114	57	54	22	19	1	837	0	13	850
57018 Penfield-18	88	87	48	51	26	27	4	3	0	334	0	2	336
57019 Penfield-19	210	197	112	105	40	40	12	12	0	728	0	22	750
57020 Penfield-20	133	129	85	83	39	38	7	8	2	524	0	18	542

Supreme Court Justice - 7th Judicial District													
VOTE FOR 2													
	DEM David Siguenza	DEM Darius Lind	REP Joe Dinolfo	REP Kristina Kitty Karle	CON Joe Dinolfo	CON Kristina Kitty Karle	JDI David Siguenza	JDI Darius Lind	Write-in Totals	Total Votes Cast	Overvotes	Undervotes	Contest Total
57021 Penfield-21	179	176	71	65	35	33	14	12	0	585	0	15	600
57022 Penfield-22	195	187	49	43	17	17	8	10	0	526	0	12	538
57023 Penfield-23	206	200	116	116	35	33	11	15	0	732	0	16	748
57024 Penfield-24	156	145	110	95	43	48	16	11	0	624	0	6	630
57025 Penfield-25	79	74	72	69	26	25	0	1	0	346	0	10	356
57026 Penfield-26	82	81	72	66	20	19	5	5	0	350	0	8	358
57027 Penfield-27	117	116	125	117	36	35	3	3	0	552	0	8	560
57028 Penfield-28	245	244	127	110	47	44	16	15	0	848	0	28	876
57029 Penfield-29	178	172	62	64	28	27	16	14	0	561	0	17	578
57030 Penfield-30	220	216	190	187	78	73	11	10	2	987	0	19	1,006
57031 Penfield-31	90	94	98	91	22	19	2	2	0	418	0	8	426
57032 Penfield-32	9	12	20	19	0	0	1	0	0	61	0	1	62
57033 Penfield-33	35	34	13	11	11	13	1	2	0	120	0	2	122
57034 Penfield-34	137	130	107	95	32	33	4	5	0	543	0	15	558
57035 Penfield-35	210	211	93	83	36	37	9	10	0	689	0	17	706
57036 Penfield-36	147	144	88	80	23	22	9	7	0	520	0	6	526
57037 Penfield-37	202	194	210	197	74	74	10	9	0	970	0	16	986
58001 Perinton-1	215	212	144	137	61	59	14	10	0	852	0	26	878
58002 Perinton-2	180	176	79	69	34	32	6	7	0	583	0	7	590
58003 Perinton-3	248	242	149	128	65	61	12	14	2	921	0	27	948
58004 Perinton-4	304	292	129	110	41	38	14	13	0	941	0	23	964
58005 Perinton-5	199	193	128	114	36	34	18	21	2	745	0	13	758
58006 Perinton-6	108	104	71	62	20	17	6	8	0	396	0	14	410
58007 Perinton-7	323	307	176	146	49	42	16	20	0	1,079	0	43	1,122
58008 Perinton-8	231	226	143	128	41	40	12	14	1	836	0	28	864
58009 Perinton-9	173	166	121	115	36	36	7	8	2	664	0	10	674
58010 Perinton-10	280	265	140	129	43	44	17	13	0	931	0	25	956
58011 Perinton-11	128	132	77	67	20	24	11	11	0	470	0	10	480
58012 Perinton-12	343	334	170	155	67	65	10	14	0	1,158	0	22	1,180
58013 Perinton-13	171	168	117	105	32	31	6	7	0	637	0	15	652
58014 Perinton-14	366	359	213	203	80	72	27	24	0	1,344	0	32	1,376
58015 Perinton-15	136	142	88	66	24	24	7	4	0	491	0	7	498

	Supreme Court Justice - 7th Judicial District												Contest Total
	VOTE FOR 2												
	DEM David Siguenza	DEM Darius Lind	REP Joe Dinolfo	REP Kristina Kity Karle	CON Joe Dinolfo	CON Kristina Kity Karle	JDI David Siguenza	JDI Darius Lind	Write-in Totals	Total Votes Cast	Overvotes	Undervotes	
58016 Perinton-16	104	98	63	58	24	23	4	7	0	381	0	15	396
58017 Perinton-17	359	357	211	195	82	78	21	20	0	1,323	0	25	1,348
58018 Perinton-18	230	226	211	185	48	40	13	15	0	968	0	46	1,014
58019 Perinton-19	202	206	133	116	40	33	8	6	0	744	0	20	764
58020 Perinton-20	128	125	95	84	19	18	5	3	0	477	0	13	490
58021 Perinton-21	268	260	132	126	64	57	16	17	0	940	0	22	962
58022 Perinton-22	248	238	202	177	62	55	13	9	2	1,006	0	36	1,042
58023 Perinton-23	196	195	147	131	36	40	13	12	2	772	0	20	792
58024 Perinton-24	193	190	132	111	37	31	9	8	0	711	2	17	730
58025 Perinton-25	17	18	9	7	0	0	1	2	0	54	0	0	54
58026 Perinton-26	114	106	79	76	21	20	3	4	0	423	0	5	428
58027 Perinton-27	168	167	105	90	25	21	6	5	0	587	0	13	600
58028 Perinton-28	213	206	171	158	35	30	13	12	0	838	0	28	866
58029 Perinton-29	173	164	89	78	32	37	8	8	1	590	0	14	604
58030 Perinton-30	225	211	145	124	54	50	13	14	0	836	0	20	856
58031 Perinton-31	336	338	237	193	62	58	26	22	0	1,272	0	48	1,320
58032 Perinton-32	243	234	194	180	50	47	7	9	0	964	0	18	982
58033 Perinton-33	189	175	69	61	23	23	6	10	0	556	0	10	566
58034 Perinton-34	204	202	94	84	38	36	5	6	0	669	0	21	690
58035 Perinton-35	203	214	189	152	59	52	8	6	1	884	0	26	910
58036 Perinton-36	46	50	33	27	10	9	4	4	0	183	0	5	188
58037 Perinton-37	83	85	80	73	27	28	6	4	0	386	0	8	394
58038 Perinton-38	188	174	130	119	41	41	9	9	0	711	0	23	734
58039 Perinton-39	162	157	129	110	42	30	7	10	0	647	0	29	676
59001 Pittsford-1	325	316	200	174	40	48	28	22	0	1,153	0	33	1,186
59002 Pittsford-2	215	218	157	158	41	38	14	12	0	853	0	29	882
59003 Pittsford-3	262	248	165	150	33	26	12	12	0	908	0	18	926
59004 Pittsford-4	187	183	121	104	41	43	4	6	0	689	0	9	698
59005 Pittsford-5	306	289	157	150	44	46	19	20	0	1,031	0	23	1,054
59006 Pittsford-6	220	203	171	148	49	43	14	11	0	859	0	21	880
59007 Pittsford-7	250	245	113	98	43	46	12	12	0	819	0	9	828
59008 Pittsford-8	188	176	152	145	24	22	7	7	0	721	0	23	744

	Supreme Court Justice - 7th Judicial District												Contest Total
	VOTE FOR 2												
	DEM David Siguenza	DEM Darius Lind	REP Joe Dinolfo	REP Kristina Kity Karle	CON Joe Dinolfo	CON Kristina Kity Karle	JDI David Siguenza	JDI Darius Lind	Write-in Totals	Total Votes Cast	Overvotes	Undervotes	
59009 Pittsford-9	155	156	119	108	34	37	9	7	0	625	0	11	636
59010 Pittsford-10	171	158	145	136	40	33	8	9	0	700	0	16	716
59011 Pittsford-11	135	129	71	79	25	25	7	7	1	479	0	15	494
59012 Pittsford-12	167	170	104	93	32	26	10	11	0	613	0	15	628
59013 Pittsford-13	278	270	165	152	43	42	13	15	1	979	0	19	998
59014 Pittsford-14	162	158	131	117	29	32	4	6	0	639	0	25	664
59015 Pittsford-15	103	102	61	51	14	14	6	5	0	356	0	22	378
59016 Pittsford-16	319	305	136	122	38	36	8	9	0	973	0	41	1,014
59017 Pittsford-17	230	220	89	88	24	24	12	13	0	700	0	20	720
59018 Pittsford-18	137	128	75	71	15	12	6	8	0	452	0	20	472
59019 Pittsford-19	176	172	192	174	60	58	9	6	0	847	0	33	880
59020 Pittsford-20	191	186	83	75	21	23	6	6	0	591	0	13	604
59021 Pittsford-21	31	29	25	24	6	6	5	5	0	131	0	1	132
59022 Pittsford-22	199	204	113	99	37	34	10	10	0	706	0	16	722
59023 Pittsford-23	128	124	96	86	41	39	6	5	0	525	0	17	542
59024 Pittsford-24	201	185	129	115	29	32	4	5	0	700	0	24	724
59025 Pittsford-25	200	191	122	112	33	29	5	6	0	698	0	10	708
59026 Pittsford-26	148	135	109	100	32	29	8	9	0	570	0	8	578
59027 Pittsford-27	213	207	155	136	28	31	5	4	0	779	0	19	798
59028 Pittsford-28	277	262	202	182	55	52	12	14	0	1,056	0	18	1,074
60001 Riga-1	126	115	112	106	77	75	9	6	0	626	0	22	648
60002 Riga-2	74	71	115	110	102	103	3	3	0	581	0	29	610
60003 Riga-3	99	91	102	93	59	59	5	3	0	511	0	17	528
60004 Riga-4	65	63	91	90	53	55	3	1	0	421	0	21	442
60005 Riga-5	56	53	104	103	80	79	4	3	0	482	0	18	500
60006 Riga-6	42	39	99	94	54	53	2	2	0	385	0	11	396
61001 Rush-1	164	155	133	128	62	63	13	12	0	730	0	36	766
61002 Rush-2	83	72	102	96	42	40	7	5	0	447	0	29	476
61003 Rush-3	190	179	125	113	41	40	14	16	1	719	0	31	750
61004 Rush-4	180	177	158	153	57	63	11	7	0	806	0	36	842
62001 Sweden-1	92	89	67	60	29	27	9	8	0	381	0	9	390
62002 Sweden-2	43	40	13	14	3	4	2	2	0	121	0	3	124

	Supreme Court Justice - 7th Judicial District												Contest Total
	VOTE FOR 2												
	DEM David Siguenza	DEM Darius Lind	REP Joe Dinolfo	REP Kristina Kity Karle	CON Joe Dinolfo	CON Kristina Kity Karle	JDI David Siguenza	JDI Darius Lind	Write-in Totals	Total Votes Cast	Overvotes	Undervotes	
62003 Sweden-3	98	93	66	57	16	17	7	5	0	359	0	19	378
62004 Sweden-4	100	92	65	66	33	32	5	4	0	397	0	13	410
62005 Sweden-5	32	32	12	8	4	3	0	1	1	93	0	7	100
62006 Sweden-6	75	75	51	46	25	23	7	5	0	307	0	11	318
62007 Sweden-7	82	76	52	53	29	31	4	5	0	332	0	2	334
62008 Sweden-8	59	56	61	56	41	43	6	6	0	328	0	6	334
62009 Sweden-9	62	59	61	62	19	16	1	2	2	284	0	4	288
62010 Sweden-10	90	87	121	119	68	66	6	5	0	562	0	22	584
62011 Sweden-11	29	29	11	10	9	10	1	1	0	100	0	4	104
62012 Sweden-12	89	83	72	66	44	42	5	5	0	406	2	14	422
63001 Webster-1	104	95	73	70	28	30	3	3	0	406	0	14	420
63002 Webster-2	144	138	103	92	31	31	12	11	0	562	0	22	584
63003 Webster-3	160	152	87	78	26	23	7	4	0	537	0	17	554
63004 Webster-4	171	168	112	104	45	47	8	8	0	663	0	17	680
63005 Webster-5	176	162	140	124	53	45	11	11	0	722	0	30	752
63006 Webster-6	77	62	58	47	16	14	3	3	0	280	0	4	284
63007 Webster-7	98	97	95	90	21	25	4	5	0	435	0	11	446
63008 Webster-8	269	269	229	213	83	85	19	18	0	1,185	0	27	1,212
63009 Webster-9	280	268	241	243	97	90	12	14	0	1,245	0	21	1,266
63010 Webster-10	193	175	214	195	81	84	15	18	0	975	0	19	994
63011 Webster-11	99	99	106	92	26	25	9	8	0	464	0	14	478
63012 Webster-12	129	123	114	98	48	46	4	5	0	567	2	17	586
63013 Webster-13	84	86	87	85	26	25	4	4	0	401	0	9	410
63014 Webster-14	126	122	73	67	21	19	8	6	0	442	0	18	460
63015 Webster-15	68	66	51	50	19	16	11	9	0	290	0	2	292
63016 Webster-16	129	119	100	90	34	32	7	5	0	516	0	16	532
63017 Webster-17	91	88	81	79	38	37	3	3	2	422	0	6	428
63018 Webster-18	84	82	45	44	16	13	6	3	0	293	0	9	302
63019 Webster-19	195	195	144	134	48	45	11	9	0	781	0	15	796
63020 Webster-20	217	205	219	206	92	85	17	16	0	1,057	0	39	1,096
63021 Webster-21	145	141	117	100	34	34	6	7	2	586	0	12	598
63022 Webster-22	108	101	94	79	31	33	3	4	0	453	0	15	468

	Supreme Court Justice - 7th Judicial District												
	VOTE FOR 2												
	DEM David Siguenza	DEM Darius Lind	REP Joe Dinolfo	REP Kristina Kitty Karle	CON Joe Dinolfo	CON Kristina Kitty Karle	JDI David Siguenza	JDI Darius Lind	Write-in Totals	Total Votes Cast	Overvotes	Undervotes	Contest Total
63023 Webster-23	191	182	131	123	55	55	15	14	0	766	0	26	792
63024 Webster-24	259	253	217	188	89	87	13	11	0	1,117	0	33	1,150
63025 Webster-25	134	138	96	92	37	32	9	7	0	545	0	19	564
63026 Webster-26	92	93	86	80	30	32	7	7	0	427	0	7	434
63027 Webster-27	207	199	136	121	59	60	16	14	0	812	6	22	840
63028 Webster-28	114	113	85	81	28	26	8	6	0	461	0	5	466
63029 Webster-29	153	145	125	111	37	39	5	7	0	622	0	18	640
63030 Webster-30	95	81	58	50	13	15	5	6	0	323	0	7	330
63031 Webster-31	96	91	100	92	43	45	2	3	0	472	0	16	488
63032 Webster-32	142	130	118	111	47	48	7	5	0	608	0	20	628
63033 Webster-33	108	101	93	86	46	48	9	10	0	501	0	23	524
63034 Webster-34	63	62	51	44	20	20	5	4	0	269	0	9	278
63035 Webster-35	60	56	26	23	4	4	3	4	0	180	0	8	188
63036 Webster-36	133	133	77	66	14	14	5	4	0	446	0	14	460
63037 Webster-37	166	167	146	135	41	35	10	12	0	712	0	16	728
64001 Wheatland-1	108	112	68	59	50	49	8	6	0	460	0	12	472
64002 Wheatland-2	71	63	114	104	52	50	2	2	0	458	0	60	518
64003 Wheatland-3	121	117	79	70	54	54	6	8	0	509	0	37	546
64004 Wheatland-4	83	77	59	50	44	38	5	4	1	361	0	37	398
64005 Wheatland-5	72	66	129	122	72	71	2	1	0	535	0	33	568
Totals	78,987	76,048	45,818	41,482	17,127	16,438	5,591	5,254	97	286,842	96	12,554	299,492

	Family Court Judge								
	VOTE FOR 1								
	DEM Tonia M Ettlinger	REP Mallorie C Rulison	CON Mallorie C Rulison	WOR Tonia M Ettlinger	Write-in Totals	Total Votes Cast	Overvotes	Undervotes	Contest Total
04001 LD 4-1	0	0	0	0	0	0	0	0	0
16001 LD 16-1	5	0	1	0	0	6	0	0	6
17001 LD 17-1	201	30	18	69	0	318	0	4	322
17002 LD 17-2	33	3	2	5	0	43	0	4	47
17003 LD 17-3	315	45	41	73	0	474	0	12	486
17004 LD 17-4	137	14	13	41	0	205	0	6	211
17005 LD 17-5	222	33	30	36	1	322	0	4	326
17006 LD 17-6	184	38	18	35	0	275	0	5	280
17007 LD 17-7	295	46	36	71	0	448	0	14	462
17008 LD 17-8	137	22	14	28	0	201	0	3	204
21001 LD 21-1	66	17	8	10	0	101	0	7	108
21002 LD 21-2	113	17	17	20	0	167	0	17	184
21003 LD 21-3	162	18	10	46	0	236	0	9	245
21004 LD 21-4	65	7	3	5	1	81	0	4	85
21005 LD 21-5	96	11	8	27	0	142	0	7	149
21006 LD 21-6	94	9	7	15	0	125	0	7	132
21007 LD 21-7	55	18	6	8	0	87	0	9	96
21008 LD 21-8	54	10	6	11	0	81	0	10	91
21009 LD 21-9	110	10	8	25	0	153	0	5	158
21010 LD 21-10	49	1	2	7	0	59	0	5	64
21011 LD 21-11	19	2	1	3	0	25	0	0	25
21012 LD 21-12	72	7	6	11	1	97	0	4	101
21013 LD 21-13	72	7	2	16	0	97	0	10	107
21014 LD 21-14	71	1	4	6	0	82	0	7	89
21015 LD 21-15	52	4	5	12	0	73	0	5	78
21016 LD 21-16	43	16	4	11	0	74	0	3	77
21017 LD 21-17	34	4	2	5	0	45	0	9	54
21018 LD 21-18	40	2	0	3	0	45	0	2	47
21019 LD 21-19	83	10	7	10	0	110	0	8	118
21020 LD 21-20	34	3	4	4	0	45	0	2	47
22001 LD 22-1	67	7	4	7	0	85	0	6	91

	Family Court Judge								
	VOTE FOR 1								
	DEM Tonia M Ettinger	REP Mallorie C Rulison	CON Mallorie C Rulison	WOR Tonia M Ettinger	Write-in Totals	Total Votes Cast	Overvotes	Undervotes	Contest Total
22002 LD 22-2	21	1	2	2	0	26	0	5	31
22003 LD 22-3	23	3	3	3	0	32	0	6	38
22004 LD 22-4	22	1	2	4	0	29	0	2	31
22005 LD 22-5	32	1	0	1	0	34	0	7	41
22006 LD 22-6	34	0	1	3	0	38	0	4	42
22007 LD 22-7	133	16	11	30	0	190	0	8	198
22008 LD 22-8	37	4	2	5	0	48	0	6	54
22009 LD 22-9	25	2	5	3	0	35	0	1	36
22010 LD 22-10	72	4	2	4	0	82	0	4	86
22011 LD 22-11	74	4	2	19	0	99	0	7	106
22012 LD 22-12	20	4	0	2	0	26	0	3	29
22013 LD 22-13	16	1	0	1	0	18	0	10	28
22014 LD 22-14	48	3	2	6	0	59	0	5	64
22015 LD 22-15	59	5	6	11	0	81	0	1	82
22016 LD 22-16	29	2	0	2	0	33	0	5	38
22017 LD 22-17	31	3	3	4	0	41	0	6	47
22018 LD 22-18	21	2	1	1	0	25	0	5	30
22019 LD 22-19	53	2	0	11	0	66	0	3	69
22020 LD 22-20	43	0	2	6	0	51	0	13	64
22021 LD 22-21	21	2	1	1	0	25	0	5	30
22022 LD 22-22	43	2	1	7	0	53	0	6	59
22023 LD 22-23	36	3	0	6	0	45	0	1	46
22024 LD 22-24	40	3	0	10	0	53	0	1	54
22025 LD 22-25	8	0	1	1	0	10	0	2	12
23001 LD 23-1	272	38	21	66	0	397	0	9	406
23002 LD 23-2	225	24	17	103	0	369	0	10	379
23003 LD 23-3	292	32	12	129	0	465	0	21	486
23004 LD 23-4	177	10	19	40	0	246	0	4	250
23005 LD 23-5	6	0	1	0	0	7	0	0	7
23006 LD 23-6	105	11	9	42	0	167	0	3	170
23007 LD 23-7	171	12	10	72	0	265	0	15	280
23008 LD 23-8	267	22	21	86	0	396	0	16	412

	Family Court Judge								
	VOTE FOR 1								
	DEM Tonia M Eitinger	REP Mallorie C Rullison	CON Mallorie C Rullison	WOR Tonia M Eitinger	Write-in Totals	Total Votes Cast	Overvotes	Undervotes	Contest Total
23009 LD 23-9	184	32	13	48	1	278	0	9	287
23010 LD 23-10	199	22	11	27	0	259	0	10	269
23011 LD 23-11	219	24	17	94	0	354	0	27	381
23012 LD 23-12	395	50	46	63	0	554	0	14	568
23013 LD 23-13	116	17	13	20	0	166	0	8	174
23014 LD 23-14	167	7	7	79	0	260	0	2	262
23015 LD 23-15	80	16	9	25	0	130	0	5	135
23016 LD 23-16	99	10	4	52	0	165	0	7	172
23017 LD 23-17	104	9	6	48	0	167	0	5	172
23018 LD 23-18	109	13	9	49	0	180	0	4	184
23019 LD 23-19	77	15	18	15	0	125	0	2	127
24001 LD 24-1	203	17	11	55	0	286	0	8	294
24002 LD 24-2	151	15	8	38	0	212	0	3	215
24003 LD 24-3	131	11	11	45	0	198	0	3	201
24004 LD 24-4	4	1	0	1	0	6	0	0	6
24005 LD 24-5	113	8	6	38	0	165	0	4	169
24006 LD 24-6	76	10	11	24	0	121	0	2	123
24007 LD 24-7	66	11	8	19	0	104	0	5	109
24008 LD 24-8	79	8	8	22	0	117	0	1	118
24009 LD 24-9	62	5	12	8	0	87	0	2	89
24010 LD 24-10	27	4	1	3	0	35	0	5	40
24011 LD 24-11	30	12	5	0	0	47	0	6	53
24012 LD 24-12	106	14	7	61	0	188	0	2	190
24013 LD 24-13	141	11	7	64	0	223	0	4	227
24014 LD 24-14	84	5	0	39	0	128	0	1	129
24015 LD 24-15	82	6	4	35	0	127	0	5	132
24016 LD 24-16	24	1	1	16	0	42	0	2	44
24017 LD 24-17	73	6	3	31	0	113	0	5	118
24018 LD 24-18	45	4	1	22	1	73	0	1	74
24019 LD 24-19	70	2	0	13	0	85	0	3	88
25001 LD 25-1	141	13	8	20	0	182	0	4	186
25002 LD 25-2	73	3	0	6	0	82	0	7	89

	Family Court Judge								
	VOTE FOR 1								
	DEM Tonia M Ettinger	REP Mallorie C Rulison	CON Mallorie C Rulison	WOR Tonia M Ettinger	Write-in Totals	Total Votes Cast	Overvotes	Undervotes	Contest Total
25003 LD 25-3	146	9	11	29	0	195	0	19	214
25004 LD 25-4	65	5	0	10	0	80	0	8	88
25005 LD 25-5	149	15	5	26	0	195	0	27	222
25006 LD 25-6	38	5	4	7	0	54	0	10	64
25007 LD 25-7	75	2	4	9	0	90	0	17	107
25008 LD 25-8	127	5	4	18	0	154	0	23	177
25009 LD 25-9	2	1	0	1	0	4	0	0	4
25010 LD 25-10	95	9	5	19	0	128	0	12	140
25011 LD 25-11	127	3	1	14	0	145	0	14	159
25012 LD 25-12	28	3	0	2	0	33	0	2	35
25013 LD 25-13	128	10	10	10	0	158	0	28	186
25014 LD 25-14	3	2	0	0	0	5	0	0	5
25015 LD 25-15	60	1	4	3	0	68	0	6	74
25016 LD 25-16	47	10	2	9	0	68	0	3	71
25017 LD 25-17	126	19	6	33	1	185	0	4	189
25018 LD 25-18	0	1	0	0	0	1	0	1	2
26001 LD 26-1	121	45	37	29	0	232	0	9	241
26002 LD 26-2	157	56	31	30	0	274	0	28	302
26003 LD 26-3	171	34	17	21	0	243	0	15	258
26004 LD 26-4	118	45	15	28	0	206	0	7	213
26005 LD 26-5	0	0	0	0	0	0	0	0	0
26006 LD 26-6	79	20	19	8	0	126	0	9	135
26007 LD 26-7	130	53	29	23	0	235	0	9	244
26008 LD 26-8	67	20	12	14	0	113	0	14	127
26009 LD 26-9	71	12	9	7	1	100	0	4	104
26010 LD 26-10	158	59	33	34	0	284	1	12	297
26011 LD 26-11	127	38	18	27	0	210	0	7	217
26012 LD 26-12	78	25	21	10	0	134	0	2	136
26013 LD 26-13	0	0	0	0	0	0	0	0	0
27001 LD 27-1	210	19	15	38	0	282	0	14	296
27002 LD 27-2	136	4	8	23	0	171	0	13	184
27003 LD 27-3	171	19	6	44	0	240	0	10	250

	Family Court Judge								
	VOTE FOR 1								
	DEM Tonia M Ettinger	REP Mallorie C Rulison	CON Mallorie C Rulison	WOR Tonia M Ettinger	Write-in Totals	Total Votes Cast	Overvotes	Undervotes	Contest Total
27004 LD 27-4	211	6	8	28	0	253	1	18	272
27005 LD 27-5	375	16	17	62	1	471	0	37	508
27006 LD 27-6	84	4	2	7	0	97	0	11	108
27007 LD 27-7	81	5	4	7	0	97	0	12	109
27008 LD 27-8	70	13	11	8	0	102	0	8	110
27009 LD 27-9	291	21	8	40	0	360	0	29	389
27010 LD 27-10	0	0	0	0	0	0	0	0	0
27011 LD 27-11	230	13	11	32	0	286	0	24	310
28001 LD 28-1	20	7	4	2	0	33	0	2	35
28002 LD 28-2	58	3	4	3	0	68	0	3	71
28003 LD 28-3	119	24	9	17	0	169	1	25	195
28004 LD 28-4	92	15	12	10	0	129	0	9	138
28005 LD 28-5	78	19	16	7	1	121	0	7	128
28006 LD 28-6	53	6	2	4	0	65	0	7	72
28007 LD 28-7	12	2	1	0	0	15	0	4	19
28008 LD 28-8	45	3	5	3	0	56	0	1	57
28009 LD 28-9	46	4	2	6	0	58	0	12	70
28010 LD 28-10	31	1	0	5	0	37	1	4	42
28011 LD 28-11	40	11	8	4	0	63	0	6	69
28012 LD 28-12	37	2	0	7	0	46	0	6	52
28013 LD 28-13	162	7	6	11	1	187	0	19	206
28014 LD 28-14	52	11	9	6	0	78	0	6	84
28015 LD 28-15	33	7	5	4	1	50	0	1	51
29001 LD 29-1	110	22	12	9	0	153	0	31	184
29002 LD 29-2	68	10	4	4	0	86	0	5	91
29003 LD 29-3	60	8	5	19	0	92	0	2	94
29004 LD 29-4	77	11	8	13	0	109	0	6	115
29005 LD 29-5	64	7	8	6	0	85	0	8	93
29006 LD 29-6	44	9	3	6	0	62	0	8	70
29007 LD 29-7	36	2	1	1	0	40	0	4	44
29008 LD 29-8	44	3	4	2	0	53	0	7	60
29009 LD 29-9	63	9	9	9	0	90	0	6	96

	Family Court Judge								
	VOTE FOR 1								
	DEM Tonia M Ettinger	REP Mallorie C Rulison	CON Mallorie C Rulison	WOR Tonia M Ettinger	Write-in Totals	Total Votes Cast	Overvotes	Undervotes	Contest Total
29010 LD 29-10	50	5	5	11	0	71	0	3	74
29011 LD 29-11	83	10	3	5	0	101	0	10	111
29012 LD 29-12	53	9	4	3	0	69	0	17	86
29013 LD 29-13	47	4	2	8	0	61	0	5	66
29014 LD 29-14	83	16	7	8	0	114	0	4	118
29015 LD 29-15	60	4	3	4	1	72	0	6	78
29016 LD 29-16	98	13	8	8	1	128	0	8	136
29017 LD 29-17	73	5	7	13	0	98	0	4	102
29018 LD 29-18	8	0	0	0	0	8	0	1	9
29019 LD 29-19	21	7	0	1	0	29	0	0	29
29020 LD 29-20	76	12	7	10	0	105	0	27	132
29021 LD 29-21	5	0	0	0	0	5	0	2	7
45001 Brighton-1	195	31	11	32	0	269	0	1	270
45002 Brighton-2	71	15	18	12	0	116	0	4	120
45003 Brighton-3	41	10	3	11	0	65	0	1	66
45004 Brighton-4	165	32	9	28	0	234	0	5	239
45005 Brighton-5	266	58	18	49	0	391	0	9	400
45006 Brighton-6	181	45	8	28	1	263	0	5	268
45007 Brighton-7	221	53	25	49	0	348	0	4	352
45008 Brighton-8	118	48	15	7	0	188	0	4	192
45009 Brighton-9	110	16	6	28	0	160	0	1	161
45010 Brighton-10	199	38	16	17	0	270	0	4	274
45011 Brighton-11	149	30	20	28	0	227	0	2	229
45012 Brighton-12	204	32	20	27	0	283	0	4	287
45013 Brighton-13	268	43	14	27	1	353	0	4	357
45014 Brighton-14	104	12	7	33	0	156	0	1	157
45015 Brighton-15	121	20	12	12	0	165	0	1	166
45016 Brighton-16	145	64	15	11	0	235	0	6	241
45017 Brighton-17	218	23	11	10	0	262	1	4	267
45018 Brighton-18	139	15	6	27	0	187	0	0	187
45019 Brighton-19	198	41	26	16	0	281	0	8	289
45020 Brighton-20	97	7	2	19	0	125	0	3	128

	Family Court Judge								
	VOTE FOR 1								
	DEM Tonia M Ettinger	REP Mallorie C Rulison	CON Mallorie C Rulison	WOR Tonia M Ettinger	Write-in Totals	Total Votes Cast	Overvotes	Undervotes	Contest Total
45021 Brighton-21	118	20	7	22	0	167	0	2	169
45022 Brighton-22	166	34	11	11	3	225	0	6	231
45023 Brighton-23	136	26	12	17	0	191	0	4	195
45024 Brighton-24	150	51	14	17	2	234	1	7	242
45025 Brighton-25	255	43	15	53	0	366	1	3	370
45026 Brighton-26	112	27	13	21	1	174	0	5	179
45027 Brighton-27	109	28	11	17	0	165	0	5	170
45028 Brighton-28	203	27	12	26	0	268	0	7	275
45029 Brighton-29	51	22	8	9	0	90	0	1	91
45030 Brighton-30	303	43	19	32	0	397	1	10	408
45031 Brighton-31	275	38	17	28	0	358	0	9	367
45032 Brighton-32	168	20	18	39	1	246	0	2	248
45033 Brighton-33	176	38	15	17	0	246	0	3	249
45034 Brighton-34	103	24	6	20	0	153	0	0	153
45035 Brighton-35	112	27	11	10	0	160	0	7	167
45036 Brighton-36	75	10	12	16	0	113	0	2	115
45037 Brighton-37	188	29	11	30	0	258	0	3	261
45038 Brighton-38	128	32	19	16	0	195	0	5	200
46001 Chili-1	201	125	56	22	0	404	0	4	408
46002 Chili-2	69	108	47	14	0	238	0	4	242
46003 Chili-3	91	68	25	9	0	193	0	3	196
46004 Chili-4	95	111	31	22	0	259	0	3	262
46005 Chili-5	198	158	83	19	1	459	0	6	465
46006 Chili-6	69	47	14	5	0	135	0	5	140
46007 Chili-7	51	15	11	8	0	85	0	2	87
46008 Chili-8	100	90	45	12	0	247	0	1	248
46009 Chili-9	177	103	39	10	1	330	0	4	334
46010 Chili-10	77	100	65	9	0	251	0	2	253
46011 Chili-11	89	59	36	8	0	192	0	1	193
46012 Chili-12	76	57	28	5	0	166	0	3	169
46013 Chili-13	111	117	47	12	0	287	0	3	290
46014 Chili-14	72	63	36	8	0	179	0	3	182

	Family Court Judge								
	VOTE FOR 1								
	DEM Tonia M Ettinger	REP Mallorie C Rulison	CON Mallorie C Rulison	WOR Tonia M Ettinger	Write-in Totals	Total Votes Cast	Overvotes	Undervotes	Contest Total
46015 Chili-15	119	105	51	15	0	290	0	9	299
46016 Chili-16	137	165	53	12	0	367	0	6	373
46017 Chili-17	197	181	65	12	0	455	0	9	464
46018 Chili-18	55	55	26	7	0	143	0	6	149
46019 Chili-19	52	19	16	4	0	91	0	0	91
46020 Chili-20	128	74	43	18	1	264	0	5	269
46021 Chili-21	75	33	19	7	0	134	0	2	136
46022 Chili-22	151	46	21	13	0	231	0	5	236
46023 Chili-23	76	34	10	10	0	130	0	2	132
46024 Chili-24	173	110	50	21	1	355	0	9	364
47001 Clarkson-1	59	103	46	9	0	217	0	6	223
47002 Clarkson-2	9	11	6	0	0	26	0	1	27
47003 Clarkson-3	63	50	15	4	0	132	0	2	134
47004 Clarkson-4	54	101	46	6	0	207	0	5	212
47005 Clarkson-5	102	82	53	11	0	248	1	6	255
47006 Clarkson-6	46	37	20	1	0	104	0	3	107
48001 East Rochester-1	78	60	19	9	0	166	0	4	170
48002 East Rochester-2	176	116	54	30	0	376	2	15	393
48003 East Rochester-3	144	72	27	9	1	253	0	8	261
48004 East Rochester-4	166	98	25	36	1	326	0	15	341
48005 East Rochester-5	92	53	15	16	0	176	0	5	181
49001 Gates-1	105	51	37	12	0	205	0	9	214
49002 Gates-2	123	90	33	17	0	263	0	12	275
49003 Gates-3	58	45	7	6	0	116	0	1	117
49004 Gates-4	126	91	19	13	0	249	0	5	254
49005 Gates-5	148	106	44	16	0	314	0	3	317
49006 Gates-6	102	41	18	9	0	170	0	0	170
49007 Gates-7	169	136	42	19	0	366	0	14	380
49008 Gates-8	36	60	11	7	0	114	0	2	116
49009 Gates-9	63	38	9	6	0	116	0	7	123
49010 Gates-10	111	71	32	20	0	234	0	4	238
49011 Gates-11	105	61	41	13	0	220	0	7	227

	Family Court Judge								
	VOTE FOR 1								
	DEM Tonia M Ettinger	REP Mallorie C Rulison	CON Mallorie C Rulison	WOR Tonia M Ettinger	Write-in Totals	Total Votes Cast	Overvotes	Undervotes	Contest Total
49012 Gates-12	67	79	29	9	0	184	0	3	187
49013 Gates-13	69	36	16	12	0	133	0	1	134
49014 Gates-14	146	135	28	16	0	325	0	17	342
49015 Gates-15	96	80	24	6	0	206	0	8	214
49016 Gates-16	74	60	18	7	0	159	2	4	165
49017 Gates-17	50	33	14	2	0	99	0	3	102
49018 Gates-18	56	89	30	1	0	176	0	8	184
49019 Gates-19	133	137	42	15	0	327	0	9	336
49020 Gates-20	91	62	29	11	0	193	0	4	197
49021 Gates-21	31	40	11	2	0	84	0	1	85
49022 Gates-22	30	14	7	1	0	52	0	0	52
49023 Gates-23	45	38	20	1	0	104	0	5	109
49024 Gates-24	162	97	40	17	0	316	0	14	330
50001 Greece-1	79	64	21	4	0	168	0	1	169
50002 Greece-2	81	106	35	9	0	231	0	2	233
50003 Greece-3	92	56	36	6	0	190	0	3	193
50004 Greece-4	61	48	13	3	0	125	0	4	129
50005 Greece-5	218	113	35	21	0	387	1	4	392
50006 Greece-6	164	104	38	26	0	332	0	5	337
50007 Greece-7	71	43	21	7	0	142	0	3	145
50008 Greece-8	62	44	18	8	0	132	0	2	134
50009 Greece-9	56	43	14	10	0	123	0	7	130
50010 Greece-10	49	49	22	13	0	133	0	2	135
50011 Greece-11	28	25	6	3	0	62	0	3	65
50012 Greece-12	44	26	5	4	0	79	0	1	80
50013 Greece-13	60	52	8	5	0	125	0	4	129
50014 Greece-14	55	26	8	10	0	99	0	0	99
50015 Greece-15	70	66	25	4	0	165	0	2	167
50016 Greece-16	38	48	8	7	0	101	0	5	106
50017 Greece-17	100	90	28	8	0	226	0	4	230
50018 Greece-18	85	74	29	10	0	198	0	4	202
50019 Greece-19	90	98	28	11	1	228	0	9	237

	Family Court Judge								
	VOTE FOR 1								
	DEM Tonia M Ettinger	REP Mallorie C Rulison	CON Mallorie C Rulison	WOR Tonia M Ettinger	Write-in Totals	Total Votes Cast	Overvotes	Undervotes	Contest Total
50020 Greece-20	51	69	24	3	0	147	0	4	151
50021 Greece-21	65	41	24	8	0	138	0	3	141
50022 Greece-22	125	121	29	14	0	289	0	6	295
50023 Greece-23	114	76	21	9	0	220	0	10	230
50024 Greece-24	91	103	28	6	0	228	0	3	231
50025 Greece-25	69	40	15	4	0	128	0	0	128
50026 Greece-26	46	46	27	5	0	124	0	4	128
50027 Greece-27	116	89	34	8	0	247	0	5	252
50028 Greece-28	74	101	37	1	0	213	0	5	218
50029 Greece-29	74	69	15	6	0	164	0	1	165
50030 Greece-30	138	132	53	6	0	329	0	10	339
50031 Greece-31	96	44	21	6	0	167	0	2	169
50032 Greece-32	47	41	13	8	0	109	0	1	110
50033 Greece-33	140	131	38	12	0	321	0	9	330
50034 Greece-34	98	86	33	9	0	226	0	6	232
50035 Greece-35	77	48	24	14	0	163	0	2	165
50036 Greece-36	97	77	23	6	1	204	0	5	209
50037 Greece-37	141	121	29	25	0	316	0	5	321
50038 Greece-38	45	51	16	4	0	116	0	8	124
50039 Greece-39	50	39	12	5	0	106	0	0	106
50040 Greece-40	61	46	19	8	0	134	0	2	136
50041 Greece-41	93	52	20	10	0	175	0	4	179
50042 Greece-42	58	43	15	8	0	124	0	5	129
50043 Greece-43	103	98	42	12	0	255	0	8	263
50044 Greece-44	115	105	28	5	0	253	0	7	260
50045 Greece-45	83	139	32	8	0	262	0	3	265
50046 Greece-46	50	26	12	6	0	94	0	4	98
50047 Greece-47	79	61	24	6	0	170	0	3	173
50048 Greece-48	46	67	24	7	0	144	0	3	147
50049 Greece-49	66	39	9	5	0	119	0	1	120
50050 Greece-50	68	61	21	5	0	155	0	3	158
50051 Greece-51	118	120	57	17	0	312	1	5	318

	Family Court Judge								
	VOTE FOR 1								
	DEM Tonia M Ettinger	REP Mallorie C Rulison	CON Mallorie C Rulison	WOR Tonia M Ettinger	Write-in Totals	Total Votes Cast	Overvotes	Undervotes	Contest Total
50052 Greece-52	101	91	35	6	0	233	0	6	239
50053 Greece-53	54	43	19	2	0	118	0	7	125
50054 Greece-54	57	89	29	6	0	181	0	5	186
50055 Greece-55	51	68	15	5	0	139	0	1	140
50056 Greece-56	96	81	12	8	0	197	0	3	200
50057 Greece-57	83	87	32	6	0	208	0	6	214
50058 Greece-58	90	85	27	3	0	205	0	4	209
50059 Greece-59	37	10	5	2	0	54	0	4	58
50060 Greece-60	55	49	18	3	0	125	0	2	127
50061 Greece-61	91	59	34	18	0	202	0	3	205
50062 Greece-62	95	52	29	7	0	183	0	5	188
50063 Greece-63	57	82	21	4	0	164	0	4	168
50064 Greece-64	48	56	11	4	1	120	0	5	125
50065 Greece-65	164	115	37	14	0	330	0	13	343
50066 Greece-66	33	20	8	4	0	65	0	3	68
50067 Greece-67	117	99	41	12	0	269	0	3	272
50068 Greece-68	105	85	36	7	0	233	0	5	238
50069 Greece-69	46	41	12	9	0	108	0	3	111
50070 Greece-70	203	273	88	9	1	574	0	15	589
50071 Greece-71	103	74	18	5	0	200	0	6	206
50072 Greece-72	126	89	38	6	0	259	0	3	262
50073 Greece-73	27	12	2	0	0	41	0	1	42
50074 Greece-74	74	44	17	4	0	139	0	5	144
50075 Greece-75	45	57	7	4	0	113	0	1	114
50076 Greece-76	48	88	24	2	0	162	0	5	167
50077 Greece-77	82	68	17	2	1	170	1	7	178
50078 Greece-78	35	41	9	9	0	94	0	5	99
50079 Greece-79	151	170	38	6	0	365	0	8	373
50080 Greece-80	103	119	31	10	0	263	0	5	268
50081 Greece-81	73	53	14	5	0	145	0	2	147
50082 Greece-82	110	29	21	13	0	173	0	2	175
50083 Greece-83	66	59	12	8	0	145	0	3	148

	Family Court Judge								
	VOTE FOR 1								
	DEM Tonia M Ettinger	REP Mallorie C Rulison	CON Mallorie C Rulison	WOR Tonia M Ettinger	Write-in Totals	Total Votes Cast	Overvotes	Undervotes	Contest Total
50084 Greece-84	87	75	23	6	0	191	0	1	192
50085 Greece-85	89	87	27	5	0	208	0	9	217
50086 Greece-86	182	180	76	13	0	451	1	12	464
50087 Greece-87	42	35	12	0	0	89	0	0	89
50088 Greece-88	115	71	39	10	1	236	0	7	243
50089 Greece-89	58	39	13	3	0	113	0	2	115
50090 Greece-90	84	113	50	7	0	254	0	6	260
50091 Greece-91	127	132	62	5	0	326	0	6	332
50092 Greece-92	107	88	26	12	1	234	0	7	241
50093 Greece-93	107	71	16	6	0	200	0	2	202
50094 Greece-94	31	38	19	2	0	90	0	0	90
50095 Greece-95	48	29	8	5	0	90	0	1	91
50096 Greece-96	20	23	1	1	0	45	0	1	46
50097 Greece-97	143	127	42	7	0	319	0	9	328
50098 Greece-98	125	111	43	12	0	291	1	6	298
50099 Greece-99	25	36	11	1	0	73	0	0	73
50100 Greece-100	117	98	35	10	0	260	1	1	262
51001 Hamlin-1	58	38	18	3	0	117	0	1	118
51002 Hamlin-2	53	60	15	6	0	134	0	5	139
51003 Hamlin-3	51	46	24	5	0	126	0	3	129
51004 Hamlin-4	30	46	27	3	0	106	0	1	107
51005 Hamlin-5	33	45	29	4	0	111	0	1	112
51006 Hamlin-6	45	56	25	3	1	130	0	3	133
51007 Hamlin-7	71	87	30	12	0	200	0	4	204
51008 Hamlin-8	29	40	22	4	0	95	0	5	100
51009 Hamlin-9	26	40	15	0	0	81	0	2	83
51010 Hamlin-10	63	61	24	5	0	153	0	5	158
52001 Henrietta-1	136	83	28	13	0	260	0	7	267
52002 Henrietta-2	113	53	25	16	0	207	0	2	209
52003 Henrietta-3	62	23	6	12	0	103	0	2	105
52004 Henrietta-4	239	102	42	14	0	397	0	10	407
52005 Henrietta-5	146	95	43	14	0	298	0	5	303

	Family Court Judge								
	VOTE FOR 1								
	DEM Tonia M Ettinger	REP Mallorie C Rulison	CON Mallorie C Rulison	WOR Tonia M Ettinger	Write-in Totals	Total Votes Cast	Overvotes	Undervotes	Contest Total
52006 Henrietta-6	187	150	34	28	0	399	0	7	406
52007 Henrietta-7	246	90	47	23	1	407	0	3	410
52008 Henrietta-8	184	126	42	24	0	376	0	6	382
52009 Henrietta-9	150	78	26	13	0	267	0	5	272
52010 Henrietta-10	393	137	47	29	0	606	0	8	614
52011 Henrietta-11	80	36	15	11	0	142	0	4	146
52012 Henrietta-12	277	142	51	28	0	498	0	3	501
52013 Henrietta-13	107	42	21	10	0	180	0	3	183
52014 Henrietta-14	190	78	37	22	1	328	0	3	331
52015 Henrietta-15	180	66	22	24	1	293	0	4	297
52016 Henrietta-16	116	68	19	18	0	221	0	4	225
52017 Henrietta-17	296	82	23	19	0	420	0	5	425
52018 Henrietta-18	127	67	28	19	0	241	0	3	244
52019 Henrietta-19	101	35	19	15	0	170	0	1	171
52020 Henrietta-20	133	67	33	21	0	254	0	7	261
52021 Henrietta-21	192	80	35	22	0	329	0	3	332
52022 Henrietta-22	191	78	33	12	0	314	0	6	320
52023 Henrietta-23	112	53	16	8	0	189	0	4	193
52024 Henrietta-24	154	39	21	25	0	239	0	7	246
52025 Henrietta-25	237	78	29	21	0	365	0	3	368
52026 Henrietta-26	253	140	54	32	0	479	0	8	487
52027 Henrietta-27	185	102	38	12	0	337	0	7	344
52028 Henrietta-28	155	64	27	13	0	259	0	8	267
53001 Irondequoit-1	236	124	36	33	0	429	0	10	439
53002 Irondequoit-2	166	96	23	25	0	310	0	4	314
53003 Irondequoit-3	119	62	19	20	0	220	0	5	225
53004 Irondequoit-4	129	97	11	13	0	250	0	1	251
53005 Irondequoit-5	205	69	30	31	0	335	0	7	342
53006 Irondequoit-6	201	76	31	24	0	332	0	6	338
53007 Irondequoit-7	175	68	41	18	1	303	0	3	306
53008 Irondequoit-8	94	77	17	15	1	204	0	6	210
53009 Irondequoit-9	90	80	12	9	0	191	0	5	196

	Family Court Judge								
	VOTE FOR 1								
	DEM Tonia M Etinger	REP Mallorie C Rulison	CON Mallorie C Rulison	WOR Tonia M Etinger	Write-in Totals	Total Votes Cast	Overvotes	Undervotes	Contest Total
53010 Irondequoit-10	214	115	29	25	0	383	0	15	398
53011 Irondequoit-11	191	93	40	30	1	355	0	8	363
53012 Irondequoit-12	41	27	3	6	0	77	0	3	80
53013 Irondequoit-13	177	68	16	34	0	295	0	5	300
53014 Irondequoit-14	137	89	32	20	0	278	0	4	282
53015 Irondequoit-15	157	75	27	16	0	275	0	11	286
53016 Irondequoit-16	215	91	33	17	0	356	0	13	369
53017 Irondequoit-17	193	80	31	48	1	353	0	6	359
53018 Irondequoit-18	166	94	19	16	1	296	0	7	303
53019 Irondequoit-19	131	39	11	16	0	197	0	1	198
53020 Irondequoit-20	162	81	27	20	1	291	0	7	298
53021 Irondequoit-21	284	119	35	56	0	494	0	10	504
53022 Irondequoit-22	135	70	21	13	0	239	0	3	242
53023 Irondequoit-23	196	87	21	47	0	351	0	8	359
53024 Irondequoit-24	117	39	23	18	0	197	0	3	200
53025 Irondequoit-25	212	130	35	23	0	400	0	13	413
53026 Irondequoit-26	99	29	8	12	0	148	0	6	154
53027 Irondequoit-27	164	86	22	21	0	293	0	7	300
53028 Irondequoit-28	163	110	29	22	0	324	0	11	335
53029 Irondequoit-29	225	95	31	54	0	405	2	10	417
53030 Irondequoit-30	106	65	15	21	0	207	0	1	208
53031 Irondequoit-31	96	30	14	10	0	150	0	7	157
53032 Irondequoit-32	213	126	29	25	0	393	0	8	401
53033 Irondequoit-33	115	56	18	18	0	207	0	3	210
53034 Irondequoit-34	139	98	16	16	0	269	0	5	274
53035 Irondequoit-35	208	108	41	34	1	392	0	6	398
53036 Irondequoit-36	142	57	27	23	0	249	0	4	253
53037 Irondequoit-37	154	65	21	16	0	256	0	8	264
53038 Irondequoit-38	168	52	14	26	0	260	0	12	272
53039 Irondequoit-39	106	51	9	7	0	173	0	9	182
53040 Irondequoit-40	90	49	19	8	0	166	0	5	171
53041 Irondequoit-41	71	23	3	10	0	107	0	2	109

	Family Court Judge								
	VOTE FOR 1								
	DEM Tonia M Eitinger	REP Mallorie C Rulison	CON Mallorie C Rulison	WOR Tonia M Eitinger	Write-in Totals	Total Votes Cast	Overvotes	Undervotes	Contest Total
53042 Irondequoit-42	114	77	36	18	0	245	0	6	251
53043 Irondequoit-43	72	44	12	14	0	142	0	7	149
53044 Irondequoit-44	199	139	30	22	0	390	0	15	405
53045 Irondequoit-45	181	87	30	17	0	315	0	9	324
54001 Mendon-1	217	128	55	14	1	415	0	2	417
54002 Mendon-2	199	111	39	18	0	367	0	8	375
54003 Mendon-3	190	156	61	25	0	432	0	1	433
54004 Mendon-4	189	96	35	20	0	340	0	6	346
54005 Mendon-5	192	116	60	17	0	385	0	4	389
54006 Mendon-6	189	125	62	11	0	387	0	6	393
54007 Mendon-7	176	139	63	10	0	388	0	7	395
54008 Mendon-8	76	38	20	3	0	137	0	1	138
54009 Mendon-9	162	117	29	11	0	319	0	5	324
55001 Ogden-1	99	83	37	7	0	226	0	12	238
55002 Ogden-2	77	64	37	7	0	185	0	3	188
55003 Ogden-3	115	122	45	7	0	289	0	8	297
55004 Ogden-4	58	80	36	2	0	176	0	3	179
55005 Ogden-5	56	80	33	11	1	181	0	6	187
55006 Ogden-6	111	74	23	13	0	221	0	3	224
55007 Ogden-7	59	132	56	6	0	253	0	2	255
55008 Ogden-8	73	72	31	4	0	180	0	4	184
55009 Ogden-9	73	68	27	10	0	178	0	4	182
55010 Ogden-10	55	73	27	6	0	161	0	7	168
55011 Ogden-11	80	63	38	2	0	183	0	3	186
55012 Ogden-12	77	128	45	4	0	254	0	10	264
55013 Ogden-13	95	88	22	7	0	212	0	4	216
55014 Ogden-14	117	132	62	14	0	325	0	11	336
55015 Ogden-15	110	103	48	8	0	269	0	9	278
55016 Ogden-16	80	97	33	8	0	218	0	7	225
55017 Ogden-17	77	103	56	11	0	247	0	7	254
55018 Ogden-18	107	92	48	17	0	264	0	5	269
56001 Parma-1	78	54	41	9	0	182	0	6	188

	Family Court Judge								
	VOTE FOR 1								
	DEM Tonia M Ettinger	REP Mallorie C Rulison	CON Mallorie C Rulison	WOR Tonia M Ettinger	Write-in Totals	Total Votes Cast	Overvotes	Undervotes	Contest Total
56002 Parma-2	70	73	41	12	0	196	0	3	199
56003 Parma-3	49	54	28	8	0	139	0	6	145
56004 Parma-4	76	102	53	6	1	238	0	6	244
56005 Parma-5	41	34	18	8	0	101	0	3	104
56006 Parma-6	59	106	54	4	0	223	0	1	224
56007 Parma-7	63	78	25	5	0	171	0	3	174
56008 Parma-8	68	72	38	9	1	188	0	7	195
56009 Parma-9	66	61	26	1	0	154	0	0	154
56010 Parma-10	44	54	44	4	0	146	0	4	150
56011 Parma-11	81	57	32	8	0	178	0	3	181
56012 Parma-12	62	60	28	10	1	161	0	1	162
56013 Parma-13	91	122	60	11	0	284	0	5	289
57001 Penfield-1	310	140	54	43	0	547	0	10	557
57002 Penfield-2	134	60	26	12	0	232	0	3	235
57003 Penfield-3	118	92	22	7	0	239	0	5	244
57004 Penfield-4	141	138	49	14	0	342	0	3	345
57005 Penfield-5	167	73	40	24	0	304	0	1	305
57006 Penfield-6	74	72	29	10	0	185	0	0	185
57007 Penfield-7	138	71	29	6	0	244	0	5	249
57008 Penfield-8	96	53	22	10	0	181	0	4	185
57009 Penfield-9	209	58	24	10	0	301	0	4	305
57010 Penfield-10	54	49	16	10	0	129	0	2	131
57011 Penfield-11	151	95	23	13	0	282	0	3	285
57012 Penfield-12	165	43	24	13	0	245	0	5	250
57013 Penfield-13	135	65	35	12	0	247	0	3	250
57014 Penfield-14	117	116	42	11	0	286	0	4	290
57015 Penfield-15	201	100	37	14	0	352	0	9	361
57016 Penfield-16	55	48	13	5	0	121	0	1	122
57017 Penfield-17	226	110	50	33	0	419	0	6	425
57018 Penfield-18	88	48	24	7	0	167	0	1	168
57019 Penfield-19	212	103	39	16	0	370	0	5	375
57020 Penfield-20	127	82	42	13	0	264	0	7	271

	Family Court Judge								
	VOTE FOR 1								
	DEM Tonia M Eitinger	REP Mallorie C Rulison	CON Mallorie C Rulison	WOR Tonia M Eitinger	Write-in Totals	Total Votes Cast	Overvotes	Undervotes	Contest Total
57021 Penfield-21	180	66	29	20	0	295	0	5	300
57022 Penfield-22	193	44	15	13	0	265	0	4	269
57023 Penfield-23	208	111	33	14	0	366	0	8	374
57024 Penfield-24	157	95	40	21	0	313	0	2	315
57025 Penfield-25	83	63	26	4	0	176	0	2	178
57026 Penfield-26	82	69	20	6	0	177	0	2	179
57027 Penfield-27	130	110	33	4	0	277	0	3	280
57028 Penfield-28	246	112	44	29	0	431	0	7	438
57029 Penfield-29	177	57	24	23	0	281	0	8	289
57030 Penfield-30	224	183	72	18	0	497	0	6	503
57031 Penfield-31	98	89	16	8	0	211	0	2	213
57032 Penfield-32	10	20	0	1	0	31	0	0	31
57033 Penfield-33	33	12	12	2	0	59	0	2	61
57034 Penfield-34	142	95	30	8	0	275	0	4	279
57035 Penfield-35	223	78	36	10	0	347	0	6	353
57036 Penfield-36	143	82	21	17	0	263	0	0	263
57037 Penfield-37	205	194	75	13	0	487	0	6	493
58001 Perinton-1	217	140	57	17	0	431	0	8	439
58002 Perinton-2	167	75	34	15	0	291	0	4	295
58003 Perinton-3	257	131	58	18	1	465	0	9	474
58004 Perinton-4	301	107	40	24	0	472	0	10	482
58005 Perinton-5	197	117	35	25	1	375	0	4	379
58006 Perinton-6	106	63	19	14	0	202	0	3	205
58007 Perinton-7	317	147	44	40	0	548	0	13	561
58008 Perinton-8	240	125	37	22	0	424	0	8	432
58009 Perinton-9	172	113	35	10	0	330	0	7	337
58010 Perinton-10	268	129	41	33	0	471	0	7	478
58011 Perinton-11	132	67	18	20	0	237	0	3	240
58012 Perinton-12	338	159	62	23	0	582	0	8	590
58013 Perinton-13	175	106	30	9	0	320	0	6	326
58014 Perinton-14	370	192	81	32	0	675	0	13	688
58015 Perinton-15	143	72	18	13	0	246	0	3	249

	Family Court Judge								
	VOTE FOR 1								
	DEM Tonia M Ettinger	REP Mallorie C Rulison	CON Mallorie C Rulison	WOR Tonia M Ettinger	Write-in Totals	Total Votes Cast	Overvotes	Undervotes	Contest Total
58016 Perinton-16	101	62	18	10	0	191	0	7	198
58017 Perinton-17	356	189	71	48	0	664	0	10	674
58018 Perinton-18	240	187	43	17	0	487	0	20	507
58019 Perinton-19	211	116	30	13	0	370	0	12	382
58020 Perinton-20	131	87	19	8	0	245	0	0	245
58021 Perinton-21	263	123	55	29	0	470	0	11	481
58022 Perinton-22	246	189	56	16	1	508	0	13	521
58023 Perinton-23	200	132	39	16	1	388	0	8	396
58024 Perinton-24	194	125	36	7	0	362	0	3	365
58025 Perinton-25	17	8	0	2	0	27	0	0	27
58026 Perinton-26	112	76	20	6	0	214	0	0	214
58027 Perinton-27	168	93	18	17	1	297	0	3	300
58028 Perinton-28	222	156	29	16	0	423	0	10	433
58029 Perinton-29	170	78	34	15	0	297	0	5	302
58030 Perinton-30	225	123	47	24	1	420	0	8	428
58031 Perinton-31	352	199	68	25	0	644	0	16	660
58032 Perinton-32	246	180	45	16	0	487	0	4	491
58033 Perinton-33	181	63	23	13	0	280	0	3	283
58034 Perinton-34	205	92	30	11	0	338	0	7	345
58035 Perinton-35	209	169	55	13	0	446	0	9	455
58036 Perinton-36	47	29	9	7	0	92	0	2	94
58037 Perinton-37	89	72	29	4	0	194	0	3	197
58038 Perinton-38	185	122	40	16	0	363	0	4	367
58039 Perinton-39	162	115	37	17	0	331	0	7	338
59001 Pittsford-1	319	177	42	41	1	580	1	12	593
59002 Pittsford-2	225	156	33	16	0	430	0	11	441
59003 Pittsford-3	264	154	26	11	0	455	0	8	463
59004 Pittsford-4	188	112	34	11	0	345	0	4	349
59005 Pittsford-5	302	145	42	30	0	519	0	8	527
59006 Pittsford-6	219	163	45	8	0	435	0	5	440
59007 Pittsford-7	249	103	41	17	0	410	0	4	414
59008 Pittsford-8	190	139	25	10	0	364	0	8	372

	Family Court Judge								
	VOTE FOR 1								
	DEM Tonia M Eitinger	REP Mallorie C Rulison	CON Mallorie C Rulison	WOR Tonia M Eitinger	Write-in Totals	Total Votes Cast	Overvotes	Undervotes	Contest Total
59009 Pittsford-9	154	107	39	13	0	313	0	5	318
59010 Pittsford-10	164	140	33	14	0	351	0	7	358
59011 Pittsford-11	132	73	22	14	0	241	0	6	247
59012 Pittsford-12	171	96	24	15	1	307	0	7	314
59013 Pittsford-13	277	148	38	29	0	492	0	7	499
59014 Pittsford-14	149	137	29	10	0	325	0	7	332
59015 Pittsford-15	101	59	15	10	0	185	0	4	189
59016 Pittsford-16	316	116	33	24	0	489	0	18	507
59017 Pittsford-17	220	83	29	21	0	353	0	7	360
59018 Pittsford-18	132	69	13	13	0	227	0	9	236
59019 Pittsford-19	176	171	60	11	1	419	0	21	440
59020 Pittsford-20	183	83	23	11	0	300	0	2	302
59021 Pittsford-21	35	21	5	5	0	66	0	0	66
59022 Pittsford-22	201	99	35	18	0	353	0	8	361
59023 Pittsford-23	132	84	41	10	0	267	0	4	271
59024 Pittsford-24	206	109	31	7	0	353	0	9	362
59025 Pittsford-25	205	110	28	10	0	353	0	1	354
59026 Pittsford-26	137	105	32	13	0	287	0	2	289
59027 Pittsford-27	209	143	31	7	0	390	0	9	399
59028 Pittsford-28	275	176	54	19	1	525	0	12	537
60001 Riga-1	117	114	71	14	0	316	0	8	324
60002 Riga-2	74	115	100	7	0	296	0	9	305
60003 Riga-3	100	102	54	3	0	259	0	5	264
60004 Riga-4	64	90	51	6	0	211	0	10	221
60005 Riga-5	49	104	78	10	0	241	0	9	250
60006 Riga-6	42	89	58	5	0	194	0	4	198
61001 Rush-1	165	127	59	16	0	367	0	16	383
61002 Rush-2	81	101	38	9	1	230	0	8	238
61003 Rush-3	189	114	43	20	1	367	0	8	375
61004 Rush-4	177	144	59	23	0	403	0	18	421
62001 Sweden-1	94	58	27	13	0	192	0	3	195
62002 Sweden-2	39	14	3	5	0	61	0	1	62

	Family Court Judge								
	VOTE FOR 1								
	DEM Tonia M Eitinger	REP Mallorie C Rullison	CON Mallorie C Rullison	WOR Tonia M Eitinger	Write-in Totals	Total Votes Cast	Overvotes	Undervotes	Contest Total
62003 Sweden-3	100	50	20	13	0	183	0	6	189
62004 Sweden-4	99	64	31	6	0	200	0	5	205
62005 Sweden-5	33	8	2	4	0	47	0	3	50
62006 Sweden-6	77	44	23	11	0	155	0	4	159
62007 Sweden-7	82	44	31	9	0	166	0	1	167
62008 Sweden-8	57	57	39	9	0	162	0	5	167
62009 Sweden-9	65	54	18	4	1	142	0	2	144
62010 Sweden-10	94	115	59	13	0	281	0	11	292
62011 Sweden-11	29	12	9	2	0	52	0	0	52
62012 Sweden-12	87	65	45	10	0	207	0	4	211
63001 Webster-1	102	67	25	10	0	204	0	6	210
63002 Webster-2	142	91	31	21	0	285	0	7	292
63003 Webster-3	158	82	22	9	0	271	0	6	277
63004 Webster-4	165	107	41	17	0	330	0	10	340
63005 Webster-5	166	125	46	28	0	365	0	11	376
63006 Webster-6	71	48	13	7	0	139	0	3	142
63007 Webster-7	96	93	18	13	0	220	0	3	223
63008 Webster-8	276	218	70	29	0	593	0	13	606
63009 Webster-9	283	229	88	20	0	620	0	13	633
63010 Webster-10	196	191	81	19	0	487	0	10	497
63011 Webster-11	96	97	25	16	0	234	0	5	239
63012 Webster-12	128	104	47	9	0	288	0	5	293
63013 Webster-13	81	87	25	10	0	203	0	2	205
63014 Webster-14	131	63	20	8	1	223	0	7	230
63015 Webster-15	71	49	15	8	0	143	0	3	146
63016 Webster-16	125	97	30	9	0	261	0	5	266
63017 Webster-17	92	72	34	10	1	209	0	5	214
63018 Webster-18	86	42	14	5	0	147	0	4	151
63019 Webster-19	202	130	47	12	0	391	0	7	398
63020 Webster-20	226	202	86	20	0	534	0	14	548
63021 Webster-21	146	105	33	11	0	295	0	4	299
63022 Webster-22	101	83	31	10	0	225	0	9	234

	Family Court Judge								
	VOTE FOR 1								
	DEM Tonia M Etinger	REP Mallorie C Rulison	CON Mallorie C Rulison	WOR Tonia M Etinger	Write-in Totals	Total Votes Cast	Overvotes	Undervotes	Contest Total
63023 Webster-23	201	115	54	19	0	389	0	7	396
63024 Webster-24	263	203	74	23	0	563	0	12	575
63025 Webster-25	136	96	31	9	0	272	0	10	282
63026 Webster-26	95	76	33	9	0	213	0	4	217
63027 Webster-27	210	128	52	20	0	410	0	10	420
63028 Webster-28	114	79	24	11	0	228	0	5	233
63029 Webster-29	161	110	33	6	0	310	0	10	320
63030 Webster-30	92	49	15	7	0	163	0	2	165
63031 Webster-31	97	95	41	8	0	241	0	3	244
63032 Webster-32	135	114	46	12	0	307	0	7	314
63033 Webster-33	118	85	42	9	0	254	0	8	262
63034 Webster-34	63	43	21	7	0	134	0	5	139
63035 Webster-35	61	23	4	6	0	94	0	0	94
63036 Webster-36	129	73	13	8	0	223	0	7	230
63037 Webster-37	171	137	36	18	0	362	0	2	364
64001 Wheatland-1	102	62	53	14	0	231	0	5	236
64002 Wheatland-2	66	107	52	8	0	233	0	26	259
64003 Wheatland-3	131	69	47	14	0	261	0	12	273
64004 Wheatland-4	85	55	36	8	0	184	0	15	199
64005 Wheatland-5	66	126	73	8	0	273	0	11	284
Totals	78,402	41,599	15,915	9,824	66	145,806	22	3,918	149,746

Chili Town Justice									
VOTE FOR 2									
	REP Eric W Stowe	REP Ronald G Evangalista	CON Eric W Stowe	CON Ronald G Evangalista	Write-in Totals	Total Votes Cast	Overvotes	Undervotes	Contest Total
46001 Chili-1	172	171	92	90	13	538	0	278	816
46002 Chili-2	143	137	60	57	4	401	0	83	484
46003 Chili-3	87	86	36	37	12	258	0	134	392
46004 Chili-4	146	140	57	58	5	406	0	118	524
46005 Chili-5	204	205	123	123	10	665	0	265	930
46006 Chili-6	69	66	25	24	2	186	0	94	280
46007 Chili-7	32	27	22	24	2	107	0	67	174
46008 Chili-8	115	116	71	70	2	374	0	122	496
46009 Chili-9	146	142	73	73	14	448	0	220	668
46010 Chili-10	119	115	85	87	0	406	0	100	506
46011 Chili-11	80	75	52	52	4	263	0	123	386
46012 Chili-12	81	77	43	42	6	249	0	89	338
46013 Chili-13	153	150	67	69	3	442	0	138	580
46014 Chili-14	87	84	50	50	0	271	0	93	364
46015 Chili-15	133	130	71	71	9	414	0	184	598
46016 Chili-16	203	185	77	79	0	544	0	202	746
46017 Chili-17	238	234	104	100	1	677	0	251	928
46018 Chili-18	72	68	33	35	2	210	0	88	298
46019 Chili-19	29	30	22	19	3	103	0	79	182
46020 Chili-20	116	108	68	71	8	371	0	167	538
46021 Chili-21	48	48	37	34	2	169	0	103	272
46022 Chili-22	87	75	41	41	19	263	0	209	472
46023 Chili-23	54	51	23	26	11	165	0	99	264
46024 Chili-24	159	156	76	74	18	483	0	245	728
Totals	2,773	2,676	1,408	1,406	150	8,413	0	3,551	11,964

Clarkson Town Justice							
VOTE FOR 1							
	REP Ian E Penders	CON Ian E Penders	Write-in Totals	Total Votes Cast	Overvotes	Undervotes	Contest Total
47001 Clarkson-1	102	45	8	155	0	68	223
47002 Clarkson-2	11	4	0	15	0	12	27
47003 Clarkson-3	58	25	3	86	0	48	134
47004 Clarkson-4	107	48	2	157	0	55	212
47005 Clarkson-5	99	69	4	172	0	83	255
47006 Clarkson-6	45	18	4	67	0	40	107
Totals	422	209	21	652	0	306	958

Gates Town Justice											
VOTE FOR 2											
	DEM Sarah J Kizemien	DEM Autumn J Young	REP Frank Cassara	REP Peter P Pupateilli	CON Frank Cassara	CON Peter P Pupateilli	Write-in Totals	Total Votes Cast	Overvotes	Undervotes	Contest Total
49001 Gates-1	115	112	54	52	40	37	1	411	0	17	428
49002 Gates-2	128	126	101	97	36	36	0	524	0	26	550
49003 Gates-3	62	59	44	38	12	10	0	225	0	9	234
49004 Gates-4	125	129	91	93	24	24	1	487	0	21	508
49005 Gates-5	150	154	109	108	44	43	0	608	0	26	634
49006 Gates-6	104	101	46	43	19	18	0	331	0	9	340
49007 Gates-7	180	170	151	137	44	45	1	728	0	32	760
49008 Gates-8	38	37	62	61	13	14	0	225	0	7	232
49009 Gates-9	63	63	37	36	12	15	0	226	0	20	246
49010 Gates-10	131	128	71	72	32	33	1	468	0	8	476
49011 Gates-11	114	115	64	61	38	41	0	433	0	21	454
49012 Gates-12	67	67	86	79	33	32	0	364	0	10	374
49013 Gates-13	74	76	36	34	19	18	0	257	0	11	268
49014 Gates-14	144	148	146	133	35	31	0	637	0	47	684
49015 Gates-15	96	90	86	83	22	22	0	399	0	29	428
49016 Gates-16	73	68	64	68	19	20	0	312	4	14	330
49017 Gates-17	46	46	39	38	14	15	0	198	0	6	204
49018 Gates-18	53	54	92	94	31	27	0	351	0	17	368
49019 Gates-19	148	137	144	149	39	39	0	656	0	16	672
49020 Gates-20	88	86	73	65	27	32	0	371	0	23	394
49021 Gates-21	27	28	41	43	12	9	0	160	0	10	170
49022 Gates-22	30	29	15	15	5	5	2	101	0	3	104
49023 Gates-23	44	43	40	40	19	20	0	206	0	12	218
49024 Gates-24	176	167	104	105	42	38	0	632	0	28	660
Totals	2,276	2,233	1,796	1,744	631	624	6	9,310	4	422	9,736

Greece Town Justice											
VOTE FOR 3											
	REP Shannon J Pero	REP Deb Crowder	REP Brett C Granville	CON Shannon J Pero	CON Deb Crowder	CON Brett C Granville	Write-in Totals	Total Votes Cast	Overvotes	Undervotes	Contest Total
50001 Greece-1	82	83	81	35	29	32	6	348	0	159	507
50002 Greece-2	119	117	116	44	42	42	0	480	0	219	699
50003 Greece-3	80	74	72	55	55	56	10	402	0	177	579
50004 Greece-4	62	63	61	24	24	26	5	265	0	122	387
50005 Greece-5	161	154	155	88	83	77	27	745	0	431	1,176
50006 Greece-6	142	144	146	80	83	79	29	703	0	308	1,011
50007 Greece-7	62	60	61	36	35	34	8	296	0	139	435
50008 Greece-8	60	59	57	28	23	24	3	254	0	148	402
50009 Greece-9	62	60	55	30	31	30	7	275	0	115	390
50010 Greece-10	63	64	64	30	29	30	0	280	0	125	405
50011 Greece-11	31	29	30	13	12	12	0	127	0	68	195
50012 Greece-12	37	36	34	17	16	18	0	158	0	82	240
50013 Greece-13	65	64	65	22	20	18	0	254	0	133	387
50014 Greece-14	42	42	45	15	17	13	5	179	0	118	297
50015 Greece-15	79	80	79	41	39	38	6	362	0	139	501
50016 Greece-16	62	59	61	16	17	15	0	230	0	88	318
50017 Greece-17	118	111	113	47	48	47	3	487	0	203	690
50018 Greece-18	106	97	94	41	47	47	0	432	0	174	606
50019 Greece-19	108	108	109	58	54	56	4	497	0	214	711
50020 Greece-20	80	77	78	45	45	41	3	369	0	84	453
50021 Greece-21	50	50	51	35	34	33	12	265	0	158	423
50022 Greece-22	154	148	147	61	63	61	19	653	0	232	885
50023 Greece-23	109	100	101	41	48	42	13	454	0	236	690
50024 Greece-24	112	109	111	55	56	57	0	500	0	193	693
50025 Greece-25	47	45	43	34	31	33	3	236	0	148	384
50026 Greece-26	59	58	56	43	42	43	0	301	0	83	384
50027 Greece-27	118	113	108	60	57	59	6	521	0	235	756
50028 Greece-28	118	112	114	51	53	54	4	506	0	148	654
50029 Greece-29	90	87	82	25	24	26	3	337	0	158	495
50030 Greece-30	154	153	153	71	76	72	7	686	0	331	1,017
50031 Greece-31	67	64	64	32	36	36	4	303	0	204	507

Greece Town Justice											
VOTE FOR 3											
	REP Shannon J Pero	REP Deb Crowder	REP Brett C Granville	CON Shannon J Pero	CON Deb Crowder	CON Brett C Granville	Write-in Totals	Total Votes Cast	Overvotes	Undervotes	Contest Total
50032 Greece-32	50	49	47	21	24	21	3	215	0	115	330
50033 Greece-33	162	159	151	72	72	74	6	696	0	294	990
50034 Greece-34	114	114	110	50	49	51	6	494	0	202	696
50035 Greece-35	70	72	71	35	29	32	6	315	0	180	495
50036 Greece-36	93	87	90	46	46	49	1	412	0	215	627
50037 Greece-37	153	150	150	70	75	70	7	675	0	288	963
50038 Greece-38	63	62	66	24	27	22	0	264	0	108	372
50039 Greece-39	47	46	46	25	25	26	6	221	0	97	318
50040 Greece-40	62	61	62	32	32	30	6	285	0	123	408
50041 Greece-41	73	73	74	42	39	41	8	350	0	187	537
50042 Greece-42	53	57	52	25	28	30	1	246	0	141	387
50043 Greece-43	122	117	118	54	56	56	12	535	0	254	789
50044 Greece-44	123	117	113	56	55	51	8	523	0	257	780
50045 Greece-45	157	156	158	50	51	48	4	624	0	171	795
50046 Greece-46	35	34	34	30	30	28	3	194	0	100	294
50047 Greece-47	75	71	76	43	46	46	5	362	0	157	519
50048 Greece-48	82	79	80	29	30	28	9	337	0	104	441
50049 Greece-49	51	46	46	22	24	21	0	210	0	150	360
50050 Greece-50	74	69	78	37	39	35	5	337	0	137	474
50051 Greece-51	153	152	153	77	83	74	6	698	0	256	954
50052 Greece-52	129	118	119	45	49	49	3	512	0	205	717
50053 Greece-53	54	54	54	29	31	28	1	251	0	124	375
50054 Greece-54	103	97	99	40	48	43	0	430	0	128	558
50055 Greece-55	79	76	76	30	29	33	5	328	0	92	420
50056 Greece-56	95	90	95	42	46	41	1	410	0	190	600
50057 Greece-57	103	94	99	47	52	48	15	458	0	184	642
50058 Greece-58	109	102	105	46	46	43	3	454	0	173	627
50059 Greece-59	18	16	15	10	14	11	0	84	0	90	174
50060 Greece-60	64	59	62	28	29	24	10	276	0	105	381
50061 Greece-61	77	72	72	68	64	63	15	431	0	184	615
50062 Greece-62	64	62	62	55	52	53	3	351	0	213	564
50063 Greece-63	98	96	97	30	32	29	0	382	0	122	504

Greece Town Justice												
VOTE FOR 3												
	REP Shannon J Pero	REP Deb Crowder	REP Brett C Granville	CON Shannon J Pero	CON Deb Crowder	CON Brett C Granville	Write-in Totals	Total Votes Cast	Overvotes	Undervotes	Contest Total	
50064 Greece-64	67	66	65	16	15	15	7	251	0	124	375	
50065 Greece-65	149	152	145	76	78	76	6	682	0	347	1,029	
50066 Greece-66	26	25	26	16	15	15	6	129	0	75	204	
50067 Greece-67	131	133	128	58	55	57	7	569	0	247	816	
50068 Greece-68	105	104	102	66	58	61	3	499	0	215	714	
50069 Greece-69	56	52	53	22	26	22	6	237	0	96	333	
50070 Greece-70	323	315	316	122	124	121	12	1,333	0	434	1,767	
50071 Greece-71	106	108	106	42	39	40	3	444	0	174	618	
50072 Greece-72	116	107	109	61	61	54	3	511	0	275	786	
50073 Greece-73	19	18	17	5	5	4	0	68	0	58	126	
50074 Greece-74	70	68	70	27	30	27	3	295	0	137	432	
50075 Greece-75	66	66	67	15	12	13	2	241	0	101	342	
50076 Greece-76	108	99	105	32	36	32	0	412	0	89	501	
50077 Greece-77	81	76	76	35	37	35	3	343	0	191	534	
50078 Greece-78	50	49	48	16	15	18	3	199	0	98	297	
50079 Greece-79	197	188	192	67	69	66	9	788	0	331	1,119	
50080 Greece-80	139	138	134	63	59	62	5	600	0	204	804	
50081 Greece-81	69	71	67	37	36	34	6	320	0	121	441	
50082 Greece-82	62	61	62	35	36	35	24	315	0	210	525	
50083 Greece-83	71	68	65	32	29	32	1	298	0	146	444	
50084 Greece-84	98	92	93	36	39	37	0	395	0	181	576	
50085 Greece-85	108	104	105	45	42	40	0	444	0	207	651	
50086 Greece-86	207	213	208	110	113	114	4	969	0	423	1,392	
50087 Greece-87	44	44	42	19	18	18	0	185	0	82	267	
50088 Greece-88	94	92	90	69	64	74	14	497	0	232	729	
50089 Greece-89	44	45	40	27	26	26	1	209	0	136	345	
50090 Greece-90	138	132	137	67	72	69	7	622	0	158	780	
50091 Greece-91	154	151	153	98	97	98	8	759	0	237	996	
50092 Greece-92	111	110	105	45	47	43	13	474	0	249	723	
50093 Greece-93	98	98	101	41	39	38	6	421	0	185	606	
50094 Greece-94	49	46	50	24	26	24	3	222	0	48	270	
50095 Greece-95	33	37	33	15	15	14	0	147	0	126	273	

	Greece Town Justice										
	VOTE FOR 3										
	REP Shannon J Pero	REP Deb Crowder	REP Brett C Granville	CON Shannon J Pero	CON Deb Crowder	CON Brett C Granville	Write-in Totals	Total Votes Cast	Overvotes	Undervotes	Contest Total
50096 Greece-96	27	25	25	7	8	9	0	101	0	37	138
50097 Greece-97	161	156	151	74	78	73	15	708	0	276	984
50098 Greece-98	140	140	135	69	68	70	9	631	0	263	894
50099 Greece-99	43	42	41	15	14	15	0	170	0	49	219
50100 Greece-100	119	116	112	73	70	70	0	560	0	226	786
Totals	9,183	8,934	8,910	4,260	4,292	4,200	534	40,313	0	17,506	57,819

Irondequoit Town Justice									
VOTE FOR 2									
	DEM Alison Camp	DEM Joseph J Valentino	WOR Alison Camp	WOR Joseph J Valentino	Write-in Totals	Total Votes Cast	Overvotes	Undervotes	Contest Total
53001 Irondequoit-1	276	275	68	74	2	695	0	183	878
53002 Irondequoit-2	195	206	53	53	0	507	0	121	628
53003 Irondequoit-3	127	130	36	41	5	339	0	111	450
53004 Irondequoit-4	158	161	34	36	1	390	0	112	502
53005 Irondequoit-5	227	235	57	57	6	582	0	102	684
53006 Irondequoit-6	217	237	49	50	8	561	0	115	676
53007 Irondequoit-7	207	216	41	40	3	507	0	105	612
53008 Irondequoit-8	111	117	44	39	3	314	0	106	420
53009 Irondequoit-9	100	107	31	30	11	279	0	113	392
53010 Irondequoit-10	247	261	54	61	6	629	0	167	796
53011 Irondequoit-11	220	227	62	65	11	585	0	141	726
53012 Irondequoit-12	51	56	9	11	2	129	0	31	160
53013 Irondequoit-13	196	197	59	59	3	514	0	86	600
53014 Irondequoit-14	156	156	48	52	4	416	0	148	564
53015 Irondequoit-15	178	185	45	49	5	462	0	110	572
53016 Irondequoit-16	251	263	47	52	2	615	0	123	738
53017 Irondequoit-17	213	223	79	76	6	597	0	121	718
53018 Irondequoit-18	183	190	54	55	9	491	0	115	606
53019 Irondequoit-19	140	136	30	31	0	337	0	59	396
53020 Irondequoit-20	184	193	51	53	4	485	0	111	596
53021 Irondequoit-21	318	330	96	96	13	853	0	155	1,008
53022 Irondequoit-22	165	164	31	35	5	400	0	84	484
53023 Irondequoit-23	213	215	78	83	4	593	0	125	718
53024 Irondequoit-24	128	137	37	36	1	339	0	61	400
53025 Irondequoit-25	254	263	67	63	2	649	0	177	826
53026 Irondequoit-26	103	103	20	18	2	246	0	62	308
53027 Irondequoit-27	195	203	44	50	4	496	0	104	600
53028 Irondequoit-28	185	182	67	68	2	504	0	166	670
53029 Irondequoit-29	256	258	102	101	2	719	0	115	834
53030 Irondequoit-30	116	129	45	49	0	339	0	77	416
53031 Irondequoit-31	100	104	24	24	6	258	0	56	314

	Irondequoit Town Justice								
	VOTE FOR 2								
	DEM Alison Camp	DEM Joseph J Valentino	WOR Alison Camp	WOR Joseph J Valentino	Write-in Totals	Total Votes Cast	Overvotes	Undervotes	Contest Total
53032 Irondequoit-32	229	247	63	63	2	604	0	198	802
53033 Irondequoit-33	119	128	38	37	8	330	0	90	420
53034 Irondequoit-34	161	164	42	45	0	412	0	136	548
53035 Irondequoit-35	228	239	75	79	1	622	0	174	796
53036 Irondequoit-36	168	173	44	48	0	433	0	73	506
53037 Irondequoit-37	165	168	39	42	0	414	0	114	528
53038 Irondequoit-38	183	193	41	39	1	457	0	87	544
53039 Irondequoit-39	119	117	23	23	2	284	0	80	364
53040 Irondequoit-40	114	123	21	25	2	285	0	57	342
53041 Irondequoit-41	77	75	13	14	0	179	0	39	218
53042 Irondequoit-42	144	157	49	55	4	409	0	93	502
53043 Irondequoit-43	82	83	24	28	2	219	0	79	298
53044 Irondequoit-44	236	254	62	65	0	617	0	193	810
53045 Irondequoit-45	217	218	45	46	0	526	0	122	648
Totals	7,912	8,198	2,141	2,216	154	20,621	0	4,997	25,618

Mendon Town Justice							
VOTE FOR 1							
	REP Amanda Balling	CON Amanda Balling	Write-in Totals	Total Votes Cast	Overvotes	Undervotes	Contest Total
54001 Mendon-1	206	97	1	304	0	113	417
54002 Mendon-2	184	77	6	267	0	108	375
54003 Mendon-3	216	102	5	323	0	110	433
54004 Mendon-4	149	71	7	227	0	119	346
54005 Mendon-5	184	86	3	273	0	116	389
54006 Mendon-6	189	80	2	271	0	122	393
54007 Mendon-7	197	92	2	291	0	104	395
54008 Mendon-8	61	26	0	87	0	51	138
54009 Mendon-9	169	52	3	224	0	100	324
Totals	1,555	683	29	2,267	0	943	3,210

	Ogden Town Justice							
	VOTE FOR 1							
	DEM Andrew D Kleehammer	REP Christopher T Mears	CON Christopher T Mears	Write-in Totals	Total Votes Cast	Overvotes	Undervotes	Contest Total
55001 Ogden-1	92	93	43	0	228	0	10	238
55002 Ogden-2	80	69	34	0	183	0	5	188
55003 Ogden-3	118	130	45	0	293	0	4	297
55004 Ogden-4	58	79	39	1	177	0	2	179
55005 Ogden-5	55	89	41	0	185	0	2	187
55006 Ogden-6	118	77	24	0	219	0	5	224
55007 Ogden-7	61	133	57	0	251	0	4	255
55008 Ogden-8	75	73	29	0	177	0	7	184
55009 Ogden-9	81	68	28	0	177	0	5	182
55010 Ogden-10	55	77	27	1	160	0	8	168
55011 Ogden-11	78	64	43	0	185	0	1	186
55012 Ogden-12	87	126	43	0	256	0	8	264
55013 Ogden-13	96	91	25	0	212	0	4	216
55014 Ogden-14	123	143	59	0	325	0	11	336
55015 Ogden-15	104	112	53	0	269	0	9	278
55016 Ogden-16	80	99	39	0	218	0	7	225
55017 Ogden-17	80	111	59	0	250	0	4	254
55018 Ogden-18	123	90	48	0	261	0	8	269
Totals	1,564	1,724	736	2	4,026	0	104	4,130

Penfield Town Justice							
VOTE FOR 1							
	REP James P Mulley, Jr	CON James P Mulley, Jr	Write-in Totals	Total Votes Cast	Overvotes	Undervotes	Contest Total
57001 Penfield-1	229	116	5	350	0	207	557
57002 Penfield-2	104	42	4	150	0	85	235
57003 Penfield-3	130	36	3	169	0	75	244
57004 Penfield-4	181	75	9	265	0	80	345
57005 Penfield-5	124	69	11	204	0	101	305
57006 Penfield-6	98	44	13	155	0	30	185
57007 Penfield-7	125	47	4	176	0	73	249
57008 Penfield-8	101	35	1	137	0	48	185
57009 Penfield-9	118	54	4	176	0	129	305
57010 Penfield-10	76	26	2	104	0	27	131
57011 Penfield-11	146	50	8	204	0	81	285
57012 Penfield-12	103	42	7	152	0	98	250
57013 Penfield-13	92	64	7	163	0	87	250
57014 Penfield-14	156	68	3	227	0	63	290
57015 Penfield-15	162	77	5	244	0	117	361
57016 Penfield-16	65	22	1	88	0	34	122
57017 Penfield-17	196	92	7	295	0	130	425
57018 Penfield-18	72	41	4	117	0	51	168
57019 Penfield-19	190	62	7	259	0	116	375
57020 Penfield-20	123	67	4	194	0	77	271
57021 Penfield-21	117	65	5	187	0	113	300
57022 Penfield-22	93	44	9	146	0	123	269
57023 Penfield-23	180	64	9	253	0	121	374
57024 Penfield-24	159	69	4	232	0	83	315
57025 Penfield-25	80	45	1	126	0	52	178
57026 Penfield-26	98	29	4	131	0	48	179
57027 Penfield-27	150	57	6	213	0	67	280
57028 Penfield-28	195	92	6	293	0	145	438
57029 Penfield-29	117	58	7	182	0	107	289
57030 Penfield-30	259	106	9	374	0	129	503
57031 Penfield-31	122	40	5	167	0	46	213

	Penfield Town Justice						
	VOTE FOR 1						
	REP James P Mulley, Jr	CON James P Mulley, Jr	Write-in Totals	Total Votes Cast	Overvotes	Undervotes	Contest Total
57032 Penfield-32	21	5	1	27	0	4	31
57033 Penfield-33	22	16	0	38	0	23	61
57034 Penfield-34	141	54	1	196	0	83	279
57035 Penfield-35	150	67	15	232	0	121	353
57036 Penfield-36	132	43	6	181	0	82	263
57037 Penfield-37	255	108	2	365	0	128	493
Totals	4,882	2,091	199	7,172	0	3,184	10,356

Perinton Town Justice									
VOTE FOR 1									
	DEM Charles D Steinman	REP Matthew Lenhard	CON Matthew Lenhard	WOR Charles D Steinman	Write-in Totals	Total Votes Cast	Overvotes	Undervotes	Contest Total
58001 Perinton-1	216	141	55	17	0	429	0	10	439
58002 Perinton-2	174	73	29	15	2	293	0	2	295
58003 Perinton-3	255	137	52	16	1	461	0	13	474
58004 Perinton-4	300	105	40	27	0	472	0	10	482
58005 Perinton-5	204	112	29	26	1	372	0	7	379
58006 Perinton-6	102	64	22	14	0	202	0	3	205
58007 Perinton-7	313	158	43	39	0	553	0	8	561
58008 Perinton-8	235	124	37	21	0	417	0	15	432
58009 Perinton-9	169	125	31	11	0	336	0	1	337
58010 Perinton-10	275	128	39	29	0	471	0	7	478
58011 Perinton-11	129	69	17	19	0	234	0	6	240
58012 Perinton-12	346	154	63	21	0	584	0	6	590
58013 Perinton-13	169	109	33	11	0	322	0	4	326
58014 Perinton-14	363	205	79	31	0	678	0	10	688
58015 Perinton-15	144	73	22	10	0	249	0	0	249
58016 Perinton-16	110	54	18	11	0	193	0	5	198
58017 Perinton-17	349	194	76	48	0	667	0	7	674
58018 Perinton-18	236	191	40	19	0	486	0	21	507
58019 Perinton-19	202	127	29	12	0	370	0	12	382
58020 Perinton-20	127	86	19	8	0	240	0	5	245
58021 Perinton-21	266	118	51	36	0	471	0	10	481
58022 Perinton-22	234	199	59	20	1	513	0	8	521
58023 Perinton-23	194	142	36	17	1	390	0	6	396
58024 Perinton-24	198	121	33	7	0	359	0	6	365
58025 Perinton-25	16	9	0	2	0	27	0	0	27
58026 Perinton-26	103	79	21	7	0	210	0	4	214
58027 Perinton-27	169	91	19	15	0	294	0	6	300
58028 Perinton-28	208	172	31	16	0	427	0	6	433
58029 Perinton-29	173	81	32	12	0	298	0	4	302
58030 Perinton-30	225	124	49	23	0	421	0	7	428
58031 Perinton-31	349	208	62	26	0	645	0	15	660

	Perinton Town Justice								
	VOTE FOR 1								
	DEM Charles D Steinman	REP Matthew Lenhard	CON Matthew Lenhard	W/O R Charles D Steinman	Write-in Totals	Total Votes Cast	Overvotes	Undervotes	Contest Total
58032 Perinton-32	234	184	49	16	0	483	0	8	491
58033 Perinton-33	182	65	20	14	0	281	0	2	283
58034 Perinton-34	201	90	30	14	0	335	0	10	345
58035 Perinton-35	218	156	51	19	0	444	0	11	455
58036 Perinton-36	48	29	8	7	0	92	0	2	94
58037 Perinton-37	88	74	32	3	0	197	0	0	197
58038 Perinton-38	185	122	40	11	0	358	0	9	367
58039 Perinton-39	154	122	37	15	0	328	0	10	338
Totals	7,863	4,615	1,433	685	6	14,602	0	276	14,878

Pittsford Town Justice									
VOTE FOR 1									
	DEM Rich Murajda	REP John E Bernacki, Jr	CON John E Bernacki, Jr	WOR Rich Murajda	Write-in Totals	Total Votes Cast	Overvotes	Undervotes	Contest Total
59001 Pittsford-1	286	212	52	39	1	590	0	3	593
59002 Pittsford-2	212	170	33	20	1	436	0	5	441
59003 Pittsford-3	243	168	32	8	0	451	0	12	463
59004 Pittsford-4	172	122	42	9	0	345	0	4	349
59005 Pittsford-5	280	166	50	27	0	523	0	4	527
59006 Pittsford-6	203	174	45	11	0	433	0	7	440
59007 Pittsford-7	237	110	49	17	0	413	0	1	414
59008 Pittsford-8	184	150	24	11	0	369	0	3	372
59009 Pittsford-9	137	132	38	11	0	318	0	0	318
59010 Pittsford-10	154	149	38	16	0	357	0	1	358
59011 Pittsford-11	128	76	22	14	0	240	0	7	247
59012 Pittsford-12	160	114	24	12	0	310	0	4	314
59013 Pittsford-13	252	167	46	27	0	492	0	7	499
59014 Pittsford-14	144	140	30	10	0	324	0	8	332
59015 Pittsford-15	97	62	15	10	0	184	0	5	189
59016 Pittsford-16	293	143	39	22	0	497	0	10	507
59017 Pittsford-17	212	94	29	22	0	357	0	3	360
59018 Pittsford-18	125	78	15	12	0	230	0	6	236
59019 Pittsford-19	169	194	62	7	0	432	0	8	440
59020 Pittsford-20	171	90	27	9	0	297	0	5	302
59021 Pittsford-21	28	25	7	5	0	65	0	1	66
59022 Pittsford-22	193	109	39	18	0	359	0	2	361
59023 Pittsford-23	119	94	42	9	0	264	0	7	271
59024 Pittsford-24	191	133	29	7	0	360	0	2	362
59025 Pittsford-25	189	122	27	11	0	349	0	5	354
59026 Pittsford-26	135	106	36	11	0	288	0	1	289
59027 Pittsford-27	189	165	31	10	1	396	0	3	399
59028 Pittsford-28	246	206	61	21	0	534	0	3	537
Totals	5,149	3,671	984	406	3	10,213	0	127	10,340

Sweden Town Justice									
VOTE FOR 1									
	DEM Joann Sharp	REP Paul G Vadas	CON Paul G Vadas	JDI Joann Sharp	Write-in Totals	Total Votes Cast	Overvotes	Undervotes	Contest Total
62001 Sweden-1	94	61	31	8	0	194	0	1	195
62002 Sweden-2	41	13	4	3	0	61	0	1	62
62003 Sweden-3	101	53	20	7	0	181	0	8	189
62004 Sweden-4	96	71	30	4	0	201	0	4	205
62005 Sweden-5	33	10	4	0	0	47	0	3	50
62006 Sweden-6	81	43	23	7	0	154	0	5	159
62007 Sweden-7	79	52	31	4	0	166	0	1	167
62008 Sweden-8	57	61	40	7	0	165	0	2	167
62009 Sweden-9	64	54	19	4	1	142	0	2	144
62010 Sweden-10	93	119	60	13	2	287	0	5	292
62011 Sweden-11	31	10	9	1	0	51	0	1	52
62012 Sweden-12	85	68	46	6	0	205	0	6	211
Totals	855	615	317	64	3	1,854	0	39	1,893

Webster Town Justice									
VOTE FOR 1									
	DEM/JULI Brittany LC Bonanno	REP Thomas J DiSalvo	CON Thomas J DiSalvo	WOR Brittany LC Bonanno	Write-in Totals	Total Votes Cast	Overvotes	Undervotes	Contest Total
63001 Webster-1	99	73	27	10	0	209	0	1	210
63002 Webster-2	140	92	35	22	0	289	0	3	292
63003 Webster-3	157	87	22	8	0	274	0	3	277
63004 Webster-4	157	120	41	17	0	335	0	5	340
63005 Webster-5	150	140	54	26	0	370	0	6	376
63006 Webster-6	69	53	14	5	0	141	0	1	142
63007 Webster-7	89	101	18	12	0	220	0	3	223
63008 Webster-8	270	226	76	30	0	602	0	4	606
63009 Webster-9	260	256	88	20	0	624	0	9	633
63010 Webster-10	179	211	84	18	0	492	0	5	497
63011 Webster-11	93	103	28	14	0	238	0	1	239
63012 Webster-12	124	107	48	10	0	289	0	4	293
63013 Webster-13	80	88	27	8	0	203	0	2	205
63014 Webster-14	127	72	18	9	0	226	0	4	230
63015 Webster-15	64	56	15	10	0	145	0	1	146
63016 Webster-16	121	98	34	7	1	261	0	5	266
63017 Webster-17	84	85	33	10	1	213	0	1	214
63018 Webster-18	81	49	14	5	0	149	0	2	151
63019 Webster-19	192	141	46	14	0	393	0	5	398
63020 Webster-20	212	220	89	20	0	541	0	7	548
63021 Webster-21	128	126	35	10	0	299	0	0	299
63022 Webster-22	99	88	33	9	0	229	0	5	234
63023 Webster-23	183	131	57	21	0	392	0	4	396
63024 Webster-24	251	212	81	19	0	563	0	12	575
63025 Webster-25	130	99	37	14	0	280	0	2	282
63026 Webster-26	84	88	33	11	0	216	0	1	217
63027 Webster-27	196	142	55	18	0	411	0	9	420
63028 Webster-28	102	90	29	11	0	232	0	1	233
63029 Webster-29	154	122	33	9	0	318	0	2	320
63030 Webster-30	81	62	15	7	0	165	0	0	165
63031 Webster-31	90	102	40	9	0	241	1	2	244

	Webster Town Justice								
	VOTE FOR 1								
	DEM/IND LC Bonanno Brittany	REP Thomas J DiSalvo	CON Thomas J DiSalvo	W/O Brittany LC Bonanno	Write-in Totals	Total Votes Cast	Overvotes	Undervotes	Contest Total
63032 Webster-32	135	110	50	12	0	307	0	7	314
63033 Webster-33	113	90	44	11	0	258	0	4	262
63034 Webster-34	62	54	18	5	0	139	0	0	139
63035 Webster-35	58	26	4	5	0	93	0	1	94
63036 Webster-36	126	76	14	8	0	224	0	6	230
63037 Webster-37	153	151	40	17	0	361	0	3	364
Totals	4,893	4,147	1,429	471	2	10,942	1	131	11,074

Wheatland Town Justice									
VOTE FOR 2									
	REP Nicole E Bayly	REP Michael Smith	CON Nicole E Bayly	CON Michael Smith	Write-in Totals	Total Votes Cast	Overvotes	Undervotes	Contest Total
64001 Wheatland-1	105	90	68	72	5	340	0	132	472
64002 Wheatland-2	118	111	72	72	0	373	0	145	518
64003 Wheatland-3	124	119	80	74	5	402	0	144	546
64004 Wheatland-4	91	85	57	55	4	292	0	106	398
64005 Wheatland-5	144	134	88	87	0	453	0	115	568
Totals	582	539	365	360	14	1,860	0	642	2,502

	PROPOSAL NUMBER ONE, AN AMENDMENT					
	VOTE FOR 1					
	Yes	No	Total Votes Cast	Overvotes	Undervotes	Contest Total
04001 LD 4-1	0	0	0	0	0	0
16001 LD 16-1	6	0	6	0	0	6
17001 LD 17-1	184	97	281	0	41	322
17002 LD 17-2	19	19	38	0	9	47
17003 LD 17-3	271	151	422	0	64	486
17004 LD 17-4	120	65	185	0	26	211
17005 LD 17-5	182	108	290	0	36	326
17006 LD 17-6	161	75	236	0	44	280
17007 LD 17-7	263	151	414	0	48	462
17008 LD 17-8	109	61	170	0	34	204
21001 LD 21-1	44	41	85	0	23	108
21002 LD 21-2	83	57	140	0	44	184
21003 LD 21-3	144	73	217	0	28	245
21004 LD 21-4	36	25	61	0	24	85
21005 LD 21-5	75	46	121	0	28	149
21006 LD 21-6	65	44	109	0	23	132
21007 LD 21-7	39	27	66	0	30	96
21008 LD 21-8	30	40	70	0	21	91
21009 LD 21-9	86	54	140	0	18	158
21010 LD 21-10	25	14	39	0	25	64
21011 LD 21-11	11	9	20	0	5	25
21012 LD 21-12	39	37	76	0	25	101
21013 LD 21-13	42	40	82	0	25	107
21014 LD 21-14	32	27	59	0	30	89
21015 LD 21-15	29	26	55	0	23	78
21016 LD 21-16	33	28	61	0	16	77
21017 LD 21-17	23	15	38	0	16	54
21018 LD 21-18	22	15	37	0	10	47
21019 LD 21-19	45	33	78	0	40	118
21020 LD 21-20	20	12	32	0	15	47
22001 LD 22-1	27	30	57	0	34	91

	PROPOSAL NUMBER ONE, AN AMENDMENT					
	VOTE FOR 1					
	Yes	No	Total Votes Cast	Overvotes	Undervotes	Contest Total
22002 LD 22-2	10	8	18	0	13	31
22003 LD 22-3	10	14	24	0	14	38
22004 LD 22-4	15	10	25	0	6	31
22005 LD 22-5	13	10	23	0	18	41
22006 LD 22-6	9	9	18	0	24	42
22007 LD 22-7	112	60	172	0	26	198
22008 LD 22-8	15	20	35	0	19	54
22009 LD 22-9	13	10	23	0	13	36
22010 LD 22-10	30	20	50	0	36	86
22011 LD 22-11	43	31	74	0	32	106
22012 LD 22-12	12	8	20	0	9	29
22013 LD 22-13	12	8	20	0	8	28
22014 LD 22-14	24	23	47	0	17	64
22015 LD 22-15	53	18	71	0	11	82
22016 LD 22-16	8	9	17	0	21	38
22017 LD 22-17	17	12	29	0	18	47
22018 LD 22-18	13	6	19	0	11	30
22019 LD 22-19	26	19	45	0	24	69
22020 LD 22-20	22	16	38	0	26	64
22021 LD 22-21	12	6	18	0	12	30
22022 LD 22-22	14	16	30	0	29	59
22023 LD 22-23	26	18	44	0	2	46
22024 LD 22-24	23	19	42	0	12	54
22025 LD 22-25	5	3	8	0	4	12
23001 LD 23-1	248	124	372	0	34	406
23002 LD 23-2	194	134	328	0	51	379
23003 LD 23-3	293	140	433	0	53	486
23004 LD 23-4	168	59	227	0	23	250
23005 LD 23-5	5	2	7	0	0	7
23006 LD 23-6	101	56	157	0	13	170
23007 LD 23-7	161	79	240	0	40	280
23008 LD 23-8	250	129	379	0	33	412

	PROPOSAL NUMBER ONE, AN AMENDMENT					
	VOTE FOR 1					
	Yes	No	Total Votes Cast	Overvotes	Undervotes	Contest Total
23009 LD 23-9	159	90	249	1	37	287
23010 LD 23-10	159	79	238	0	31	269
23011 LD 23-11	204	103	307	0	74	381
23012 LD 23-12	364	141	505	0	63	568
23013 LD 23-13	100	53	153	0	21	174
23014 LD 23-14	160	75	235	0	27	262
23015 LD 23-15	79	37	116	0	19	135
23016 LD 23-16	100	53	153	0	19	172
23017 LD 23-17	104	48	152	0	20	172
23018 LD 23-18	100	70	170	0	14	184
23019 LD 23-19	65	38	103	0	24	127
24001 LD 24-1	195	77	272	0	22	294
24002 LD 24-2	162	37	199	0	16	215
24003 LD 24-3	125	62	187	0	14	201
24004 LD 24-4	3	2	5	0	1	6
24005 LD 24-5	116	45	161	0	8	169
24006 LD 24-6	74	30	104	0	19	123
24007 LD 24-7	58	41	99	0	10	109
24008 LD 24-8	78	33	111	0	7	118
24009 LD 24-9	60	21	81	0	8	89
24010 LD 24-10	18	13	31	0	9	40
24011 LD 24-11	27	16	43	0	10	53
24012 LD 24-12	112	69	181	0	9	190
24013 LD 24-13	132	68	200	0	27	227
24014 LD 24-14	74	40	114	0	15	129
24015 LD 24-15	84	35	119	0	13	132
24016 LD 24-16	23	16	39	0	5	44
24017 LD 24-17	68	42	110	0	8	118
24018 LD 24-18	42	27	69	0	5	74
24019 LD 24-19	49	28	77	0	11	88
25001 LD 25-1	114	58	172	0	14	186
25002 LD 25-2	44	21	65	0	24	89

	PROPOSAL NUMBER ONE, AN AMENDMENT					
	VOTE FOR 1					
	Yes	No	Total Votes Cast	Overvotes	Undervotes	Contest Total
25003 LD 25-3	85	57	142	0	72	214
25004 LD 25-4	49	23	72	0	16	88
25005 LD 25-5	109	80	189	0	33	222
25006 LD 25-6	29	15	44	0	20	64
25007 LD 25-7	35	36	71	0	36	107
25008 LD 25-8	68	57	125	0	52	177
25009 LD 25-9	2	2	4	0	0	4
25010 LD 25-10	69	39	108	0	32	140
25011 LD 25-11	73	36	109	0	50	159
25012 LD 25-12	18	12	30	0	5	35
25013 LD 25-13	57	63	120	0	66	186
25014 LD 25-14	5	0	5	0	0	5
25015 LD 25-15	26	18	44	0	30	74
25016 LD 25-16	39	25	64	0	7	71
25017 LD 25-17	116	50	166	0	23	189
25018 LD 25-18	0	1	1	0	1	2
26001 LD 26-1	118	90	208	0	33	241
26002 LD 26-2	141	99	240	0	62	302
26003 LD 26-3	122	95	217	0	41	258
26004 LD 26-4	98	79	177	0	36	213
26005 LD 26-5	0	0	0	0	0	0
26006 LD 26-6	50	46	96	0	39	135
26007 LD 26-7	154	53	207	0	37	244
26008 LD 26-8	42	40	82	0	45	127
26009 LD 26-9	42	32	74	0	30	104
26010 LD 26-10	150	107	257	0	40	297
26011 LD 26-11	118	62	180	0	37	217
26012 LD 26-12	62	54	116	0	20	136
26013 LD 26-13	0	0	0	0	0	0
27001 LD 27-1	131	99	230	0	66	296
27002 LD 27-2	83	50	133	0	51	184
27003 LD 27-3	135	79	214	0	36	250

	PROPOSAL NUMBER ONE, AN AMENDMENT					
	VOTE FOR 1					
	Yes	No	Total Votes Cast	Overvotes	Undervotes	Contest Total
27004 LD 27-4	124	83	207	0	65	272
27005 LD 27-5	245	147	392	0	116	508
27006 LD 27-6	31	32	63	0	45	108
27007 LD 27-7	40	39	79	0	30	109
27008 LD 27-8	51	32	83	0	27	110
27009 LD 27-9	168	127	295	0	94	389
27010 LD 27-10	0	0	0	0	0	0
27011 LD 27-11	152	92	244	0	66	310
28001 LD 28-1	13	9	22	0	13	35
28002 LD 28-2	23	31	54	0	17	71
28003 LD 28-3	73	61	134	0	61	195
28004 LD 28-4	46	53	99	0	39	138
28005 LD 28-5	52	46	98	0	30	128
28006 LD 28-6	30	18	48	0	24	72
28007 LD 28-7	6	6	12	0	7	19
28008 LD 28-8	23	14	37	0	20	57
28009 LD 28-9	23	18	41	0	29	70
28010 LD 28-10	13	11	24	0	18	42
28011 LD 28-11	25	25	50	0	19	69
28012 LD 28-12	23	17	40	0	12	52
28013 LD 28-13	76	55	131	0	75	206
28014 LD 28-14	32	28	60	0	24	84
28015 LD 28-15	22	17	39	0	12	51
29001 LD 29-1	53	43	96	0	88	184
29002 LD 29-2	36	33	69	0	22	91
29003 LD 29-3	44	30	74	0	20	94
29004 LD 29-4	52	41	93	0	22	115
29005 LD 29-5	44	21	65	0	28	93
29006 LD 29-6	27	27	54	0	16	70
29007 LD 29-7	20	7	27	0	17	44
29008 LD 29-8	23	14	37	0	23	60
29009 LD 29-9	45	34	79	0	17	96

	PROPOSAL NUMBER ONE, AN AMENDMENT					
	VOTE FOR 1					
	Yes	No	Total Votes Cast	Overvotes	Undervotes	Contest Total
29010 LD 29-10	38	19	57	0	17	74
29011 LD 29-11	39	40	79	0	32	111
29012 LD 29-12	34	24	58	0	28	86
29013 LD 29-13	29	25	54	0	12	66
29014 LD 29-14	62	32	94	0	24	118
29015 LD 29-15	35	20	55	0	23	78
29016 LD 29-16	58	38	96	0	40	136
29017 LD 29-17	45	33	78	0	24	102
29018 LD 29-18	6	3	9	0	0	9
29019 LD 29-19	4	17	21	0	8	29
29020 LD 29-20	49	27	76	0	56	132
29021 LD 29-21	2	3	5	0	2	7
45001 Brighton-1	186	66	252	0	18	270
45002 Brighton-2	86	28	114	0	6	120
45003 Brighton-3	40	19	59	0	7	66
45004 Brighton-4	161	62	223	0	16	239
45005 Brighton-5	270	88	358	0	42	400
45006 Brighton-6	177	78	255	0	13	268
45007 Brighton-7	230	103	333	0	19	352
45008 Brighton-8	115	49	164	0	28	192
45009 Brighton-9	88	65	153	0	8	161
45010 Brighton-10	188	73	261	0	13	274
45011 Brighton-11	167	49	216	0	13	229
45012 Brighton-12	213	57	270	0	17	287
45013 Brighton-13	245	93	338	0	19	357
45014 Brighton-14	98	49	147	0	10	157
45015 Brighton-15	115	42	157	0	9	166
45016 Brighton-16	143	68	211	0	30	241
45017 Brighton-17	175	65	240	0	27	267
45018 Brighton-18	134	44	178	0	9	187
45019 Brighton-19	189	78	267	0	22	289
45020 Brighton-20	70	46	116	0	12	128

	PROPOSAL NUMBER ONE, AN AMENDMENT					
	VOTE FOR 1					
	Yes	No	Total Votes Cast	Overvotes	Undervotes	Contest Total
45021 Brighton-21	111	42	153	0	16	169
45022 Brighton-22	144	68	212	0	19	231
45023 Brighton-23	121	56	177	0	18	195
45024 Brighton-24	157	65	222	0	20	242
45025 Brighton-25	252	100	352	0	18	370
45026 Brighton-26	120	43	163	0	16	179
45027 Brighton-27	110	51	161	0	9	170
45028 Brighton-28	183	65	248	0	27	275
45029 Brighton-29	48	33	81	0	10	91
45030 Brighton-30	275	82	357	0	51	408
45031 Brighton-31	251	93	344	0	23	367
45032 Brighton-32	153	76	229	0	19	248
45033 Brighton-33	162	72	234	0	15	249
45034 Brighton-34	88	58	146	0	7	153
45035 Brighton-35	105	50	155	0	12	167
45036 Brighton-36	62	42	104	0	11	115
45037 Brighton-37	172	74	246	0	15	261
45038 Brighton-38	124	61	185	0	15	200
46001 Chili-1	203	142	345	0	63	408
46002 Chili-2	134	85	219	0	23	242
46003 Chili-3	95	66	161	0	35	196
46004 Chili-4	138	91	229	0	33	262
46005 Chili-5	251	158	409	0	56	465
46006 Chili-6	68	47	115	0	25	140
46007 Chili-7	48	22	70	0	17	87
46008 Chili-8	126	88	214	0	34	248
46009 Chili-9	185	111	296	0	38	334
46010 Chili-10	113	97	210	0	43	253
46011 Chili-11	94	65	159	0	34	193
46012 Chili-12	78	60	138	0	31	169
46013 Chili-13	143	101	244	0	46	290
46014 Chili-14	102	63	165	0	17	182

	PROPOSAL NUMBER ONE, AN AMENDMENT					
	VOTE FOR 1					
	Yes	No	Total Votes Cast	Overvotes	Undervotes	Contest Total
46015 Chili-15	142	112	254	0	45	299
46016 Chili-16	179	143	322	0	51	373
46017 Chili-17	234	156	390	0	74	464
46018 Chili-18	71	55	126	0	23	149
46019 Chili-19	31	50	81	0	10	91
46020 Chili-20	153	83	236	0	33	269
46021 Chili-21	59	57	116	0	20	136
46022 Chili-22	116	81	197	0	39	236
46023 Chili-23	72	43	115	0	17	132
46024 Chili-24	206	126	332	0	32	364
47001 Clarkson-1	94	103	197	0	26	223
47002 Clarkson-2	18	5	23	0	4	27
47003 Clarkson-3	70	33	103	0	31	134
47004 Clarkson-4	101	74	175	0	37	212
47005 Clarkson-5	131	94	225	0	30	255
47006 Clarkson-6	41	47	88	0	19	107
48001 East Rochester-1	86	69	155	0	15	170
48002 East Rochester-2	207	149	356	0	37	393
48003 East Rochester-3	156	87	243	0	18	261
48004 East Rochester-4	194	125	319	0	22	341
48005 East Rochester-5	96	70	166	0	15	181
49001 Gates-1	114	80	194	0	20	214
49002 Gates-2	116	118	234	0	41	275
49003 Gates-3	54	42	96	0	21	117
49004 Gates-4	128	84	212	0	42	254
49005 Gates-5	171	108	279	0	38	317
49006 Gates-6	91	63	154	0	16	170
49007 Gates-7	186	154	340	0	40	380
49008 Gates-8	65	42	107	0	9	116
49009 Gates-9	58	44	102	0	21	123
49010 Gates-10	130	84	214	0	24	238
49011 Gates-11	110	96	206	0	21	227

	PROPOSAL NUMBER ONE, AN AMENDMENT					
	VOTE FOR 1					
	Yes	No	Total Votes Cast	Overvotes	Undervotes	Contest Total
49012 Gates-12	96	68	164	0	23	187
49013 Gates-13	65	56	121	0	13	134
49014 Gates-14	144	142	286	0	56	342
49015 Gates-15	107	75	182	0	32	214
49016 Gates-16	85	54	139	0	26	165
49017 Gates-17	54	36	90	0	12	102
49018 Gates-18	80	78	158	0	26	184
49019 Gates-19	167	124	291	0	45	336
49020 Gates-20	98	76	174	0	23	197
49021 Gates-21	35	41	76	0	9	85
49022 Gates-22	20	25	45	0	7	52
49023 Gates-23	56	40	96	0	13	109
49024 Gates-24	170	127	297	0	33	330
50001 Greece-1	74	76	150	0	19	169
50002 Greece-2	131	68	199	0	34	233
50003 Greece-3	102	77	179	0	14	193
50004 Greece-4	50	56	106	0	23	129
50005 Greece-5	183	143	326	0	66	392
50006 Greece-6	155	143	298	0	39	337
50007 Greece-7	65	59	124	0	21	145
50008 Greece-8	52	64	116	0	18	134
50009 Greece-9	52	55	107	0	23	130
50010 Greece-10	51	58	109	0	26	135
50011 Greece-11	31	30	61	0	4	65
50012 Greece-12	31	32	63	0	17	80
50013 Greece-13	68	43	111	0	18	129
50014 Greece-14	49	40	89	0	10	99
50015 Greece-15	90	54	144	0	23	167
50016 Greece-16	55	33	88	0	18	106
50017 Greece-17	122	84	206	0	24	230
50018 Greece-18	123	68	191	0	11	202
50019 Greece-19	123	86	209	0	28	237

	PROPOSAL NUMBER ONE, AN AMENDMENT					
	VOTE FOR 1					
	Yes	No	Total Votes Cast	Overvotes	Undervotes	Contest Total
50020 Greece-20	73	63	136	0	15	151
50021 Greece-21	68	57	125	0	16	141
50022 Greece-22	145	119	264	0	31	295
50023 Greece-23	97	88	185	0	45	230
50024 Greece-24	119	82	201	0	30	231
50025 Greece-25	58	47	105	0	23	128
50026 Greece-26	57	55	112	0	16	128
50027 Greece-27	113	94	207	0	45	252
50028 Greece-28	96	89	185	1	32	218
50029 Greece-29	92	60	152	0	13	165
50030 Greece-30	143	147	290	0	49	339
50031 Greece-31	74	70	144	0	25	169
50032 Greece-32	60	39	99	0	11	110
50033 Greece-33	154	137	291	0	39	330
50034 Greece-34	118	79	197	0	35	232
50035 Greece-35	89	54	143	0	22	165
50036 Greece-36	106	69	175	0	34	209
50037 Greece-37	145	144	289	0	32	321
50038 Greece-38	75	25	100	0	24	124
50039 Greece-39	49	39	88	0	18	106
50040 Greece-40	67	49	116	0	20	136
50041 Greece-41	83	77	160	0	19	179
50042 Greece-42	61	51	112	0	17	129
50043 Greece-43	132	92	224	0	39	263
50044 Greece-44	122	101	223	0	37	260
50045 Greece-45	129	100	229	0	36	265
50046 Greece-46	45	38	83	0	15	98
50047 Greece-47	80	72	152	0	21	173
50048 Greece-48	74	57	131	0	16	147
50049 Greece-49	66	36	102	0	18	120
50050 Greece-50	74	60	134	0	24	158
50051 Greece-51	160	108	268	0	50	318

	PROPOSAL NUMBER ONE, AN AMENDMENT					
	VOTE FOR 1					
	Yes	No	Total Votes Cast	Overvotes	Undervotes	Contest Total
50052 Greece-52	112	109	221	0	18	239
50053 Greece-53	63	42	105	0	20	125
50054 Greece-54	90	71	161	0	25	186
50055 Greece-55	67	59	126	0	14	140
50056 Greece-56	104	74	178	0	22	200
50057 Greece-57	111	77	188	0	26	214
50058 Greece-58	95	87	182	0	27	209
50059 Greece-59	28	19	47	0	11	58
50060 Greece-60	58	56	114	0	13	127
50061 Greece-61	100	86	186	0	19	205
50062 Greece-62	103	62	165	0	23	188
50063 Greece-63	93	44	137	0	31	168
50064 Greece-64	58	47	105	0	20	125
50065 Greece-65	186	102	288	0	55	343
50066 Greece-66	30	32	62	0	6	68
50067 Greece-67	141	98	239	0	33	272
50068 Greece-68	133	73	206	0	32	238
50069 Greece-69	59	39	98	0	13	111
50070 Greece-70	269	240	509	0	80	589
50071 Greece-71	90	87	177	0	29	206
50072 Greece-72	140	82	222	0	40	262
50073 Greece-73	17	17	34	0	8	42
50074 Greece-74	59	60	119	0	25	144
50075 Greece-75	59	41	100	0	14	114
50076 Greece-76	98	53	151	0	16	167
50077 Greece-77	80	75	155	0	23	178
50078 Greece-78	39	46	85	0	14	99
50079 Greece-79	174	143	317	0	56	373
50080 Greece-80	133	92	225	0	43	268
50081 Greece-81	78	52	130	0	17	147
50082 Greece-82	85	72	157	0	18	175
50083 Greece-83	71	47	118	0	30	148

	PROPOSAL NUMBER ONE, AN AMENDMENT					
	VOTE FOR 1					
	Yes	No	Total Votes Cast	Overvotes	Undervotes	Contest Total
50084 Greece-84	96	72	168	0	24	192
50085 Greece-85	87	95	182	0	35	217
50086 Greece-86	250	147	397	0	67	464
50087 Greece-87	40	36	76	0	13	89
50088 Greece-88	112	97	209	0	34	243
50089 Greece-89	52	44	96	0	19	115
50090 Greece-90	133	97	230	0	30	260
50091 Greece-91	169	120	289	0	43	332
50092 Greece-92	124	82	206	0	35	241
50093 Greece-93	92	81	173	0	29	202
50094 Greece-94	53	28	81	0	9	90
50095 Greece-95	43	37	80	0	11	91
50096 Greece-96	25	13	38	0	8	46
50097 Greece-97	173	102	275	0	53	328
50098 Greece-98	148	108	256	0	42	298
50099 Greece-99	28	30	58	0	15	73
50100 Greece-100	130	85	215	0	47	262
51001 Hamlin-1	58	50	108	0	10	118
51002 Hamlin-2	77	52	129	0	10	139
51003 Hamlin-3	71	46	117	0	12	129
51004 Hamlin-4	49	48	97	0	10	107
51005 Hamlin-5	49	53	102	0	10	112
51006 Hamlin-6	61	63	124	0	9	133
51007 Hamlin-7	119	65	184	0	20	204
51008 Hamlin-8	47	49	96	0	4	100
51009 Hamlin-9	44	32	76	0	7	83
51010 Hamlin-10	81	61	142	0	16	158
52001 Henrietta-1	140	101	241	0	26	267
52002 Henrietta-2	119	82	201	0	8	209
52003 Henrietta-3	65	33	98	0	7	105
52004 Henrietta-4	226	145	371	0	36	407
52005 Henrietta-5	178	104	282	0	21	303

	PROPOSAL NUMBER ONE, AN AMENDMENT					
	VOTE FOR 1					
	Yes	No	Total Votes Cast	Overvotes	Undervotes	Contest Total
52006 Henrietta-6	211	160	371	0	35	406
52007 Henrietta-7	263	123	386	0	24	410
52008 Henrietta-8	206	141	347	0	35	382
52009 Henrietta-9	146	111	257	0	15	272
52010 Henrietta-10	340	232	572	0	42	614
52011 Henrietta-11	84	46	130	0	16	146
52012 Henrietta-12	287	178	465	0	36	501
52013 Henrietta-13	116	51	167	0	16	183
52014 Henrietta-14	195	120	315	0	16	331
52015 Henrietta-15	168	98	266	0	31	297
52016 Henrietta-16	119	88	207	0	18	225
52017 Henrietta-17	282	118	400	0	25	425
52018 Henrietta-18	140	88	228	0	16	244
52019 Henrietta-19	98	61	159	0	12	171
52020 Henrietta-20	158	92	250	0	11	261
52021 Henrietta-21	194	113	307	0	25	332
52022 Henrietta-22	199	98	297	0	23	320
52023 Henrietta-23	104	71	175	0	18	193
52024 Henrietta-24	129	98	227	0	19	246
52025 Henrietta-25	219	110	329	0	39	368
52026 Henrietta-26	274	181	455	1	31	487
52027 Henrietta-27	210	118	328	0	16	344
52028 Henrietta-28	154	93	247	0	20	267
53001 Irondequoit-1	238	155	393	0	46	439
53002 Irondequoit-2	185	101	286	0	28	314
53003 Irondequoit-3	130	72	202	0	23	225
53004 Irondequoit-4	136	86	222	0	29	251
53005 Irondequoit-5	180	127	307	0	35	342
53006 Irondequoit-6	207	100	307	0	31	338
53007 Irondequoit-7	195	86	281	0	25	306
53008 Irondequoit-8	132	50	182	0	28	210
53009 Irondequoit-9	105	67	172	0	24	196

	PROPOSAL NUMBER ONE, AN AMENDMENT					
	VOTE FOR 1					
	Yes	No	Total Votes Cast	Overvotes	Undervotes	Contest Total
53010 Irondequoit-10	245	112	357	0	41	398
53011 Irondequoit-11	204	135	339	0	24	363
53012 Irondequoit-12	47	25	72	0	8	80
53013 Irondequoit-13	176	100	276	0	24	300
53014 Irondequoit-14	157	106	263	0	19	282
53015 Irondequoit-15	169	92	261	0	25	286
53016 Irondequoit-16	245	94	339	0	30	369
53017 Irondequoit-17	204	128	332	0	27	359
53018 Irondequoit-18	176	98	274	0	29	303
53019 Irondequoit-19	109	72	181	0	17	198
53020 Irondequoit-20	179	100	279	0	19	298
53021 Irondequoit-21	285	175	460	0	44	504
53022 Irondequoit-22	146	68	214	0	28	242
53023 Irondequoit-23	204	129	333	0	26	359
53024 Irondequoit-24	131	53	184	0	16	200
53025 Irondequoit-25	198	170	368	0	45	413
53026 Irondequoit-26	66	69	135	0	19	154
53027 Irondequoit-27	181	96	277	0	23	300
53028 Irondequoit-28	173	119	292	0	43	335
53029 Irondequoit-29	245	141	386	0	31	417
53030 Irondequoit-30	128	63	191	0	17	208
53031 Irondequoit-31	85	52	137	0	20	157
53032 Irondequoit-32	211	142	353	0	48	401
53033 Irondequoit-33	116	74	190	0	20	210
53034 Irondequoit-34	155	96	251	0	23	274
53035 Irondequoit-35	214	144	358	0	40	398
53036 Irondequoit-36	164	67	231	0	22	253
53037 Irondequoit-37	139	103	242	0	22	264
53038 Irondequoit-38	154	90	244	0	28	272
53039 Irondequoit-39	91	62	153	0	29	182
53040 Irondequoit-40	103	52	155	0	16	171
53041 Irondequoit-41	51	35	86	0	23	109

	PROPOSAL NUMBER ONE, AN AMENDMENT					
	VOTE FOR 1					
	Yes	No	Total Votes Cast	Overvotes	Undervotes	Contest Total
53042 Irondequoit-42	143	89	232	0	19	251
53043 Irondequoit-43	68	65	133	0	16	149
53044 Irondequoit-44	228	132	360	0	45	405
53045 Irondequoit-45	188	93	281	0	43	324
54001 Mendon-1	249	119	368	0	49	417
54002 Mendon-2	226	95	321	0	54	375
54003 Mendon-3	284	102	386	0	47	433
54004 Mendon-4	200	114	314	0	32	346
54005 Mendon-5	245	106	351	0	38	389
54006 Mendon-6	206	140	346	0	47	393
54007 Mendon-7	219	119	338	0	57	395
54008 Mendon-8	84	33	117	0	21	138
54009 Mendon-9	194	91	285	0	39	324
55001 Ogden-1	128	93	221	0	17	238
55002 Ogden-2	99	76	175	0	13	188
55003 Ogden-3	172	105	277	0	20	297
55004 Ogden-4	92	73	165	0	14	179
55005 Ogden-5	100	74	174	0	13	187
55006 Ogden-6	119	92	211	0	13	224
55007 Ogden-7	119	120	239	0	16	255
55008 Ogden-8	81	89	170	0	14	184
55009 Ogden-9	117	54	171	0	11	182
55010 Ogden-10	85	72	157	0	11	168
55011 Ogden-11	110	66	176	0	10	186
55012 Ogden-12	122	125	247	0	17	264
55013 Ogden-13	104	94	198	0	18	216
55014 Ogden-14	206	113	319	0	17	336
55015 Ogden-15	137	108	245	0	33	278
55016 Ogden-16	122	86	208	0	17	225
55017 Ogden-17	146	100	246	0	8	254
55018 Ogden-18	142	108	250	0	19	269
56001 Parma-1	92	72	164	0	24	188

	PROPOSAL NUMBER ONE, AN AMENDMENT					
	VOTE FOR 1					
	Yes	No	Total Votes Cast	Overvotes	Undervotes	Contest Total
56002 Parma-2	100	82	182	0	17	199
56003 Parma-3	62	63	125	0	20	145
56004 Parma-4	123	97	220	0	24	244
56005 Parma-5	45	46	91	0	13	104
56006 Parma-6	118	87	205	0	19	224
56007 Parma-7	82	75	157	0	17	174
56008 Parma-8	112	58	170	0	25	195
56009 Parma-9	83	61	144	0	10	154
56010 Parma-10	79	60	139	0	11	150
56011 Parma-11	97	65	162	0	19	181
56012 Parma-12	88	56	144	0	18	162
56013 Parma-13	166	104	270	0	19	289
57001 Penfield-1	328	167	495	0	62	557
57002 Penfield-2	160	63	223	0	12	235
57003 Penfield-3	140	86	226	0	18	244
57004 Penfield-4	186	122	308	0	37	345
57005 Penfield-5	172	102	274	0	31	305
57006 Penfield-6	118	55	173	0	12	185
57007 Penfield-7	157	66	223	0	26	249
57008 Penfield-8	110	51	161	0	24	185
57009 Penfield-9	197	66	263	0	42	305
57010 Penfield-10	74	51	125	0	6	131
57011 Penfield-11	188	71	259	0	26	285
57012 Penfield-12	146	73	219	0	31	250
57013 Penfield-13	139	87	226	0	24	250
57014 Penfield-14	166	92	258	0	32	290
57015 Penfield-15	242	90	332	0	29	361
57016 Penfield-16	63	49	112	0	10	122
57017 Penfield-17	296	95	391	0	34	425
57018 Penfield-18	102	52	154	0	14	168
57019 Penfield-19	216	119	335	0	40	375
57020 Penfield-20	147	94	241	0	30	271

	PROPOSAL NUMBER ONE, AN AMENDMENT					
	VOTE FOR 1					
	Yes	No	Total Votes Cast	Overvotes	Undervotes	Contest Total
57021 Penfield-21	181	80	261	0	39	300
57022 Penfield-22	160	88	248	0	21	269
57023 Penfield-23	226	110	336	0	38	374
57024 Penfield-24	204	90	294	0	21	315
57025 Penfield-25	98	58	156	0	22	178
57026 Penfield-26	98	64	162	0	17	179
57027 Penfield-27	163	92	255	0	25	280
57028 Penfield-28	255	130	385	0	53	438
57029 Penfield-29	163	97	260	0	29	289
57030 Penfield-30	256	194	450	0	53	503
57031 Penfield-31	119	77	196	0	17	213
57032 Penfield-32	20	9	29	0	2	31
57033 Penfield-33	35	19	54	0	7	61
57034 Penfield-34	167	95	262	0	17	279
57035 Penfield-35	235	90	325	0	28	353
57036 Penfield-36	148	81	229	0	34	263
57037 Penfield-37	276	165	441	0	52	493
58001 Perinton-1	269	150	419	0	20	439
58002 Perinton-2	215	66	281	0	14	295
58003 Perinton-3	268	163	431	0	43	474
58004 Perinton-4	306	145	451	0	31	482
58005 Perinton-5	234	123	357	0	22	379
58006 Perinton-6	136	54	190	0	15	205
58007 Perinton-7	373	157	530	0	31	561
58008 Perinton-8	257	144	401	0	31	432
58009 Perinton-9	213	105	318	0	19	337
58010 Perinton-10	286	149	435	0	43	478
58011 Perinton-11	151	74	225	0	15	240
58012 Perinton-12	369	176	545	0	45	590
58013 Perinton-13	204	90	294	0	32	326
58014 Perinton-14	423	217	640	0	48	688
58015 Perinton-15	139	88	227	0	22	249

	PROPOSAL NUMBER ONE, AN AMENDMENT					
	VOTE FOR 1					
	Yes	No	Total Votes Cast	Overvotes	Undervotes	Contest Total
58016 Perinton-16	121	64	185	0	13	198
58017 Perinton-17	428	195	623	0	51	674
58018 Perinton-18	311	156	467	0	40	507
58019 Perinton-19	250	105	355	0	27	382
58020 Perinton-20	146	72	218	0	27	245
58021 Perinton-21	274	157	431	0	50	481
58022 Perinton-22	331	143	474	0	47	521
58023 Perinton-23	233	134	367	0	29	396
58024 Perinton-24	214	125	339	0	26	365
58025 Perinton-25	8	15	23	0	4	27
58026 Perinton-26	142	60	202	0	12	214
58027 Perinton-27	175	94	269	0	31	300
58028 Perinton-28	272	131	403	0	30	433
58029 Perinton-29	178	95	273	0	29	302
58030 Perinton-30	251	146	397	0	31	428
58031 Perinton-31	415	192	607	0	53	660
58032 Perinton-32	291	170	461	0	30	491
58033 Perinton-33	182	88	270	0	13	283
58034 Perinton-34	227	91	318	0	27	345
58035 Perinton-35	286	138	424	0	31	455
58036 Perinton-36	69	19	88	0	6	94
58037 Perinton-37	109	80	189	0	8	197
58038 Perinton-38	224	115	339	0	28	367
58039 Perinton-39	215	98	313	0	25	338
59001 Pittsford-1	384	150	534	0	59	593
59002 Pittsford-2	255	138	393	0	48	441
59003 Pittsford-3	321	96	417	0	46	463
59004 Pittsford-4	221	102	323	0	26	349
59005 Pittsford-5	334	155	489	0	38	527
59006 Pittsford-6	292	118	410	0	30	440
59007 Pittsford-7	281	105	386	0	28	414
59008 Pittsford-8	227	118	345	0	27	372

	PROPOSAL NUMBER ONE, AN AMENDMENT					
	VOTE FOR 1					
	Yes	No	Total Votes Cast	Overvotes	Undervotes	Contest Total
59009 Pittsford-9	197	89	286	0	32	318
59010 Pittsford-10	249	96	345	0	13	358
59011 Pittsford-11	156	71	227	0	20	247
59012 Pittsford-12	178	105	283	0	31	314
59013 Pittsford-13	318	143	461	0	38	499
59014 Pittsford-14	224	87	311	0	21	332
59015 Pittsford-15	107	66	173	0	16	189
59016 Pittsford-16	310	154	464	0	43	507
59017 Pittsford-17	246	91	337	0	23	360
59018 Pittsford-18	136	76	212	0	24	236
59019 Pittsford-19	256	145	401	0	39	440
59020 Pittsford-20	202	85	287	0	15	302
59021 Pittsford-21	44	19	63	0	3	66
59022 Pittsford-22	249	81	330	0	31	361
59023 Pittsford-23	170	85	255	0	16	271
59024 Pittsford-24	247	86	333	0	29	362
59025 Pittsford-25	213	108	321	0	33	354
59026 Pittsford-26	188	82	270	0	19	289
59027 Pittsford-27	240	126	366	0	33	399
59028 Pittsford-28	364	143	507	0	30	537
60001 Riga-1	174	107	281	0	43	324
60002 Riga-2	149	116	265	0	40	305
60003 Riga-3	142	93	235	0	29	264
60004 Riga-4	106	86	192	0	29	221
60005 Riga-5	140	85	225	0	25	250
60006 Riga-6	100	72	172	0	26	198
61001 Rush-1	238	124	362	0	21	383
61002 Rush-2	139	85	224	0	14	238
61003 Rush-3	241	113	354	0	21	375
61004 Rush-4	259	139	398	0	23	421
62001 Sweden-1	100	62	162	0	33	195
62002 Sweden-2	32	25	57	0	5	62

	PROPOSAL NUMBER ONE, AN AMENDMENT					
	VOTE FOR 1					
	Yes	No	Total Votes Cast	Overvotes	Undervotes	Contest Total
62003 Sweden-3	94	65	159	0	30	189
62004 Sweden-4	102	73	175	0	30	205
62005 Sweden-5	21	23	44	0	6	50
62006 Sweden-6	83	58	141	0	18	159
62007 Sweden-7	96	54	150	0	17	167
62008 Sweden-8	90	57	147	0	20	167
62009 Sweden-9	83	45	128	0	16	144
62010 Sweden-10	141	120	261	0	31	292
62011 Sweden-11	22	24	46	0	6	52
62012 Sweden-12	106	82	188	0	23	211
63001 Webster-1	132	63	195	0	15	210
63002 Webster-2	147	114	261	0	31	292
63003 Webster-3	164	91	255	0	22	277
63004 Webster-4	180	123	303	0	37	340
63005 Webster-5	218	127	345	0	31	376
63006 Webster-6	81	50	131	0	11	142
63007 Webster-7	108	103	211	0	12	223
63008 Webster-8	366	190	556	0	50	606
63009 Webster-9	403	201	604	0	29	633
63010 Webster-10	277	204	481	0	16	497
63011 Webster-11	121	99	220	0	19	239
63012 Webster-12	169	94	263	0	30	293
63013 Webster-13	121	64	185	1	19	205
63014 Webster-14	123	84	207	0	23	230
63015 Webster-15	86	51	137	0	9	146
63016 Webster-16	149	92	241	0	25	266
63017 Webster-17	120	78	198	0	16	214
63018 Webster-18	93	43	136	0	15	151
63019 Webster-19	237	132	369	0	29	398
63020 Webster-20	299	226	525	0	23	548
63021 Webster-21	157	120	277	0	22	299
63022 Webster-22	129	88	217	0	17	234

	PROPOSAL NUMBER ONE, AN AMENDMENT					
	VOTE FOR 1					
	Yes	No	Total Votes Cast	Overvotes	Undervotes	Contest Total
63023 Webster-23	244	131	375	0	21	396
63024 Webster-24	330	205	535	0	40	575
63025 Webster-25	149	113	262	0	20	282
63026 Webster-26	140	61	201	0	16	217
63027 Webster-27	239	134	373	0	47	420
63028 Webster-28	148	77	225	0	8	233
63029 Webster-29	188	105	293	0	27	320
63030 Webster-30	89	63	152	0	13	165
63031 Webster-31	121	99	220	0	24	244
63032 Webster-32	180	115	295	0	19	314
63033 Webster-33	153	95	248	0	14	262
63034 Webster-34	86	36	122	0	17	139
63035 Webster-35	54	33	87	0	7	94
63036 Webster-36	144	67	211	0	19	230
63037 Webster-37	222	123	345	0	19	364
64001 Wheatland-1	133	81	214	0	22	236
64002 Wheatland-2	108	86	194	0	65	259
64003 Wheatland-3	140	96	236	0	37	273
64004 Wheatland-4	116	65	181	0	18	199
64005 Wheatland-5	135	94	229	0	55	284
Totals	83,441	49,537	132,978	4	16,764	149,746

Ogden - Resolution						
VOTE FOR 1						
	Yes	No	Total Votes Cast	Overvotes	Undervotes	Contest Total
55001 Ogden-1	90	133	223	0	15	238
55002 Ogden-2	72	106	178	0	10	188
55003 Ogden-3	144	138	282	0	15	297
55004 Ogden-4	77	88	165	0	14	179
55005 Ogden-5	85	94	179	0	8	187
55006 Ogden-6	76	137	213	0	11	224
55007 Ogden-7	98	142	240	0	15	255
55008 Ogden-8	71	107	178	0	6	184
55009 Ogden-9	71	99	170	0	12	182
55010 Ogden-10	74	85	159	0	9	168
55011 Ogden-11	78	101	179	0	7	186
55012 Ogden-12	119	130	249	0	15	264
55013 Ogden-13	82	117	199	0	17	216
55014 Ogden-14	135	185	320	0	16	336
55015 Ogden-15	96	155	251	0	27	278
55016 Ogden-16	107	105	212	0	13	225
55017 Ogden-17	103	143	246	0	8	254
55018 Ogden-18	94	157	251	0	18	269
Totals	1,672	2,222	3,894	0	236	4,130

VOTER TURNOUT
2025 GENERAL ELECTION
DETAIL

<u>LEGISLATIVE DISTRICT OR TOWN</u>	<u>ELECTION DISTRICT</u>	<u>VOTERS ELIGIBLE</u>	<u>VOTED</u>	<u>PERCENT TURNOUT</u>
Leg. Dist. 16	1	14	6	42.9
Leg. Dist. 16		14	6	42.9
Leg. Dist. 17	1	1,096	322	29.4
	2	222	47	21.2
	3	1,151	486	42.2
	4	726	211	29.1
	5	864	326	37.7
	6	694	280	40.3
	7	1,183	462	39.1
	8	679	204	30.0
Leg. Dist. 17		6,615	2,338	35.3
Leg. Dist. 21	1	635	108	17.0
	2	739	184	24.9
	3	827	245	29.6
	4	737	85	11.5
	5	786	149	19.0
	6	540	132	24.4
	7	633	96	15.2
	8	538	90	16.7
	9	826	158	19.1
	10	678	64	9.4
	11	387	25	6.5
	12	557	101	18.1
	13	748	107	14.3
	14	1,014	89	8.8
	15	622	78	12.5
	16	485	77	15.9
	17	406	54	13.3
	18	357	47	13.2
	19	842	118	14.0
	20	466	47	10.1
Leg. Dist. 21		12,823	2,054	16.0
Leg. Dist. 22	1	816	91	11.2
	2	505	31	6.1
	3	442	38	8.6
	4	406	31	7.6
	5	686	41	6.0
	6	423	42	9.9
	7	840	198	23.6

VOTER TURNOUT
2025 GENERAL ELECTION
DETAIL

<u>LEGISLATIVE DISTRICT OR TOWN</u>	<u>ELECTION DISTRICT</u>	<u>VOTERS ELIGIBLE</u>	<u>VOTED</u>	<u>PERCENT TURNOUT</u>
Leg. Dist. 22	8	467	54	11.6
	9	354	36	10.2
	10	768	86	11.2
	11	501	104	20.8
	12	348	29	8.3
	13	405	28	6.9
	14	548	64	11.7
	15	296	82	27.7
	16	463	38	8.2
	17	606	47	7.8
	18	367	30	8.2
	19	499	69	13.8
	20	587	64	10.9
	21	311	30	9.6
	22	589	59	10.0
	23	142	47	33.1
	24	188	54	28.7
	25	67	12	17.9
Leg. Dist. 22		11,624	1,405	12.1
Leg. Dist. 23	1	1,080	406	37.6
	2	1,523	379	24.9
	3	1,450	486	33.5
	4	683	251	36.7
	5	43	7	16.3
	6	457	171	37.4
	7	811	281	34.6
	8	1,264	414	32.8
	9	902	287	31.8
	10	637	270	42.4
	11	1,275	380	29.8
	12	1,245	568	45.6
	13	497	174	35.0
	14	648	262	40.4
	15	486	136	28.0
	16	710	172	24.2
	17	549	172	31.3
	18	583	184	31.6
	19	441	127	28.8
Leg. Dist. 23		15,284	5,127	33.5
Leg. Dist. 24	1	501	294	58.7

VOTER TURNOUT
2025 GENERAL ELECTION
DETAIL

<u>LEGISLATIVE DISTRICT OR TOWN</u>	<u>ELECTION DISTRICT</u>	<u>VOTERS ELIGIBLE</u>	<u>VOTED</u>	<u>PERCENT TURNOUT</u>
Leg. Dist. 24	2	375	215	57.3
	3	415	201	48.4
	4	45	6	13.3
	5	454	170	37.4
	6	337	123	36.5
	7	513	109	21.2
	8	393	118	30.0
	9	277	89	32.1
	10	355	40	11.3
	11	260	53	20.4
	12	521	190	36.5
	13	658	227	34.5
	14	370	130	35.1
	15	395	132	33.4
	16	149	44	29.5
	17	324	118	36.4
	18	217	74	34.1
	19	259	88	34.0
Leg. Dist. 24		6,818	2,421	35.5
Leg. Dist. 25	1	631	185	29.3
	2	514	89	17.3
	3	806	213	26.4
	4	300	88	29.3
	5	1,240	223	18.0
	6	353	64	18.1
	7	734	107	14.6
	8	1,100	177	16.1
	9	278	4	1.4
	10	880	140	15.9
	11	1,149	159	13.8
	12	209	35	16.7
	13	1,187	186	15.7
	14	15	5	33.3
	15	493	74	15.0
	16	345	72	20.9
	17	692	189	27.3
	18	21	2	9.5
Leg. Dist. 25		10,947	2,012	18.4
Leg. Dist. 26	1	848	242	28.5
	2	1,439	302	21.0

VOTER TURNOUT
2025 GENERAL ELECTION
DETAIL

<u>LEGISLATIVE DISTRICT OR TOWN</u>	<u>ELECTION DISTRICT</u>	<u>VOTERS ELIGIBLE</u>	<u>VOTED</u>	<u>PERCENT TURNOUT</u>
Leg. Dist. 26	3	1,729	258	14.9
	4	965	213	22.1
	6	865	135	15.6
	7	697	244	35.0
	8	487	127	26.1
	9	884	104	11.8
	10	1,110	297	26.8
	11	696	217	31.2
	12	589	136	23.1
Leg. Dist. 26		<u>10,309</u>	<u>2,275</u>	<u>22.1</u>
Leg. Dist. 27	1	1,349	296	21.9
	2	684	184	26.9
	3	938	250	26.7
	4	1,161	272	23.4
	5	1,849	508	27.5
	6	661	108	16.3
	7	678	109	16.1
	8	1,024	110	10.7
	9	1,730	389	22.5
	11	1,506	310	20.6
Leg. Dist. 27		<u>11,580</u>	<u>2,536</u>	<u>21.9</u>
	1	497	35	7.0
	2	787	71	9.0
	3	1,680	195	11.6
	4	796	138	17.3
	5	1,012	128	12.6
	6	568	71	12.5
	7	260	19	7.3
	8	566	57	10.1
	9	798	70	8.8
	10	340	42	12.4
	11	771	69	8.9
	12	724	52	7.2
	13	1,222	206	16.9
	14	892	85	9.5
	15	363	51	14.0
Leg. Dist. 28		<u>11,276</u>	<u>1,289</u>	<u>11.4</u>
Leg. Dist. 29	1	1,064	184	17.3
	2	719	91	12.7

VOTER TURNOUT
2025 GENERAL ELECTION
DETAIL

<u>LEGISLATIVE DISTRICT OR TOWN</u>	<u>ELECTION DISTRICT</u>	<u>VOTERS ELIGIBLE</u>	<u>VOTED</u>	<u>PERCENT TURNOUT</u>
Leg. Dist. 29	3	443	94	21.2
	4	658	115	17.5
	5	635	93	14.6
	6	615	70	11.4
	7	710	44	6.2
	8	711	60	8.4
	9	573	96	16.8
	10	660	74	11.2
	11	862	111	12.9
	12	569	86	15.1
	13	597	66	11.1
	14	634	118	18.6
	15	956	78	8.2
	16	997	136	13.6
	17	582	101	17.4
	18	114	9	7.9
	19	198	29	14.6
	20	479	133	27.8
	21	142	7	4.9
Leg. Dist. 29		<u>12,918</u>	<u>1,795</u>	<u>13.9</u>
CITY		110,208	23,258	21.1
Brighton	1	670	270	40.3
	2	440	120	27.3
	3	192	66	34.4
	4	585	239	40.9
	5	967	400	41.4
	6	749	268	35.8
	7	1,005	352	35.0
	8	552	192	34.8
	9	790	161	20.4
	10	604	274	45.4
	11	626	229	36.6
	12	695	287	41.3
	13	878	357	40.7
	14	557	157	28.2
	15	451	166	36.8
	16	648	241	37.2
	17	633	267	42.2
	18	499	187	37.5
	19	747	289	38.7

VOTER TURNOUT
2025 GENERAL ELECTION
DETAIL

<u>LEGISLATIVE DISTRICT OR TOWN</u>	<u>ELECTION DISTRICT</u>	<u>VOTERS ELIGIBLE</u>	<u>VOTED</u>	<u>PERCENT TURNOUT</u>
Brighton	20	544	128	23.5
	21	473	169	35.7
	22	576	231	40.1
	23	466	195	41.8
	24	601	242	40.3
	25	1,029	369	35.9
	26	770	179	23.2
	27	456	170	37.3
	28	748	275	36.8
	29	380	91	23.9
	30	1,070	408	38.1
	31	955	367	38.4
	32	623	248	39.8
	33	665	249	37.4
	34	701	153	21.8
	35	580	167	28.8
	36	491	115	23.4
	37	812	261	32.1
	38	634	200	31.5
Brighton		24,862	8,739	35.2
Chili	1	1,393	408	29.3
	2	704	242	34.4
	3	649	196	30.2
	4	967	262	27.1
	5	1,584	465	29.4
	6	494	140	28.3
	7	432	87	20.1
	8	957	248	25.9
	9	1,077	334	31.0
	10	754	253	33.6
	11	671	193	28.8
	12	552	169	30.6
	13	880	290	33.0
	14	603	182	30.2
	15	935	299	32.0
	16	1,118	373	33.4
	17	1,422	464	32.6
	18	726	149	20.5
	19	591	91	15.4
	20	835	269	32.2
	21	876	136	15.5

VOTER TURNOUT
2025 GENERAL ELECTION
DETAIL

<u>LEGISLATIVE DISTRICT OR TOWN</u>	<u>ELECTION DISTRICT</u>	<u>VOTERS ELIGIBLE</u>	<u>VOTED</u>	<u>PERCENT TURNOUT</u>
Chili	22	1,110	236	21.3
	23	545	132	24.2
	24	1,481	364	24.6
Chili		<u>21,356</u>	<u>5,982</u>	<u>28.0</u>
Clarkson	1	1,063	223	21.0
	2	121	27	22.3
	3	594	134	22.6
	4	981	213	21.7
	5	1,587	254	16.0
	6	550	107	19.5
Clarkson		<u>4,896</u>	<u>958</u>	<u>19.6</u>
East Rochester	1	712	170	23.9
	2	1,058	393	37.1
	3	578	261	45.2
	4	1,074	341	31.8
	5	571	181	31.7
East Rochester		<u>3,993</u>	<u>1,346</u>	<u>33.7</u>
Gates	1	868	214	24.7
	2	1,293	275	21.3
	3	585	117	20.0
	4	927	254	27.4
	5	1,063	317	29.8
	6	623	171	27.4
	7	1,368	379	27.7
	8	421	116	27.6
	9	664	123	18.5
	10	877	238	27.1
	11	936	227	24.3
	12	687	187	27.2
	13	805	134	16.6
	14	1,395	342	24.5
	15	941	214	22.7
	16	788	165	20.9
	17	630	102	16.2
	18	673	184	27.3
	19	1,374	336	24.5
	20	1,030	197	19.1
	21	388	85	21.9
	22	393	52	13.2

VOTER TURNOUT
2025 GENERAL ELECTION
DETAIL

<u>LEGISLATIVE DISTRICT OR TOWN</u>	<u>ELECTION DISTRICT</u>	<u>VOTERS ELIGIBLE</u>	<u>VOTED</u>	<u>PERCENT TURNOUT</u>
Gates	23	606	109	18.0
	24	1,395	330	23.7
Gates		<u>20,730</u>	<u>4,868</u>	<u>23.5</u>
Greece	1	518	169	32.6
	2	602	233	38.7
	3	866	193	22.3
	4	491	129	26.3
	5	1,666	392	23.5
	6	1,506	337	22.4
	7	712	145	20.4
	8	652	134	20.6
	9	618	130	21.0
	10	637	135	21.2
	11	408	65	15.9
	12	395	80	20.3
	13	483	129	26.7
	14	466	99	21.2
	15	466	167	35.8
	16	333	106	31.8
	17	672	230	34.2
	18	618	202	32.7
	19	642	237	36.9
	20	440	151	34.3
	21	503	141	28.0
	22	964	295	30.6
	23	775	230	29.7
	24	667	231	34.6
	25	619	128	20.7
	26	375	128	34.1
	27	1,229	252	20.5
	28	666	218	32.7
	29	556	165	29.7
	30	1,274	339	26.6
	31	577	169	29.3
	32	698	110	15.8
	33	1,224	330	27.0
	34	593	232	39.1
	35	576	165	28.6
	36	755	209	27.7
	37	978	322	32.9
	38	296	124	41.9

VOTER TURNOUT
2025 GENERAL ELECTION
DETAIL

<u>LEGISLATIVE DISTRICT OR TOWN</u>	<u>ELECTION DISTRICT</u>	<u>VOTERS ELIGIBLE</u>	<u>VOTED</u>	<u>PERCENT TURNOUT</u>
Greece				
	39	374	106	28.3
	40	530	136	25.7
	41	653	179	27.4
	42	648	129	19.9
	43	873	263	30.1
	44	747	260	34.8
	45	886	265	29.9
	46	533	98	18.4
	47	566	173	30.6
	48	528	147	27.8
	49	383	120	31.3
	50	539	159	29.5
	51	1,062	318	29.9
	52	694	239	34.4
	53	761	124	16.3
	54	591	186	31.5
	55	449	140	31.2
	56	673	200	29.7
	57	714	214	30.0
	58	698	209	29.9
	59	670	58	8.7
	60	528	127	24.1
	61	732	205	28.0
	62	840	188	22.4
	63	518	168	32.4
	64	521	125	24.0
	65	1,062	344	32.4
	66	408	68	16.7
	67	938	272	29.0
	68	922	238	25.8
	69	351	111	31.6
	70	1,750	588	33.6
	71	605	206	34.0
	72	789	262	33.2
	73	229	42	18.3
	74	656	144	22.0
	75	488	114	23.4
	76	444	167	37.6
	77	618	178	28.8
	78	452	99	21.9
	79	1,157	373	32.2

VOTER TURNOUT
2025 GENERAL ELECTION
DETAIL

<u>LEGISLATIVE DISTRICT OR TOWN</u>	<u>ELECTION DISTRICT</u>	<u>VOTERS ELIGIBLE</u>	<u>VOTED</u>	<u>PERCENT TURNOUT</u>
Greece	80	742	268	36.1
	81	562	147	26.2
	82	815	175	21.5
	83	896	148	16.5
	84	695	192	27.6
	85	756	217	28.7
	86	1,307	464	35.5
	87	278	89	32.0
	88	720	243	33.8
	89	426	115	27.0
	90	754	260	34.5
	91	1,039	332	32.0
	92	1,137	240	21.1
	93	632	202	32.0
	94	249	89	35.7
	95	573	91	15.9
	96	151	46	30.5
	97	1,007	328	32.6
	98	1,173	298	25.4
	99	207	73	35.3
	100	847	262	30.9
Greece		<u>69,062</u>	<u>19,272</u>	<u>27.9</u>
Hamlin	1	681	118	17.3
	2	638	139	21.8
	3	664	129	19.4
	4	497	107	21.5
	5	638	112	17.6
	6	515	133	25.8
	7	741	204	27.5
	8	522	100	19.2
	9	477	83	17.4
	10	685	158	23.1
Hamlin		<u>6,058</u>	<u>1,283</u>	<u>21.2</u>
Henrietta	1	697	267	38.3
	2	733	209	28.5
	3	511	106	20.7
	4	1,313	406	30.9
	5	790	303	38.4
	6	1,228	406	33.1
	7	1,066	410	38.5

VOTER TURNOUT
2025 GENERAL ELECTION
DETAIL

<u>LEGISLATIVE DISTRICT OR TOWN</u>	<u>ELECTION DISTRICT</u>	<u>VOTERS ELIGIBLE</u>	<u>VOTED</u>	<u>PERCENT TURNOUT</u>
Henrietta	8	1,077	382	35.5
	9	1,015	272	26.8
	10	2,342	614	26.2
	11	631	147	23.3
	12	1,600	501	31.3
	13	739	183	24.8
	14	1,397	330	23.6
	15	1,240	297	24.0
	16	967	225	23.3
	17	1,011	425	42.0
	18	749	245	32.7
	19	574	170	29.6
	20	879	261	29.7
	21	1,069	332	31.1
	22	792	320	40.4
	23	820	193	23.5
	24	1,078	246	22.8
	25	1,187	367	30.9
	26	1,246	487	39.1
	27	1,003	345	34.4
	28	1,005	267	26.6
Henrietta		<u>28,759</u>	<u>8,716</u>	<u>30.3</u>
Irondequoit	1	1,469	439	29.9
	2	900	315	35.0
	3	712	225	31.6
	4	824	251	30.5
	5	1,063	342	32.2
	6	767	338	44.1
	7	696	307	44.1
	8	533	211	39.6
	9	617	196	31.8
	10	852	398	46.7
	11	987	363	36.8
	12	206	80	38.8
	13	717	300	41.8
	14	768	282	36.7
	15	634	286	45.1
	16	892	369	41.4
	17	977	359	36.7
	18	736	303	41.2
	19	703	199	28.3

VOTER TURNOUT
2025 GENERAL ELECTION
DETAIL

<u>LEGISLATIVE DISTRICT OR TOWN</u>	<u>ELECTION DISTRICT</u>	<u>VOTERS ELIGIBLE</u>	<u>VOTED</u>	<u>PERCENT TURNOUT</u>
Irondequoit	20	595	298	50.1
	21	1,281	504	39.3
	22	558	242	43.4
	23	1,066	360	33.8
	24	502	199	39.6
	25	1,449	413	28.5
	26	800	154	19.3
	27	764	300	39.3
	28	966	334	34.6
	29	1,369	417	30.5
	30	487	208	42.7
	31	714	157	22.0
	32	1,242	401	32.3
	33	696	210	30.2
	34	791	274	34.6
	35	1,059	398	37.6
	36	527	253	48.0
	37	1,055	264	25.0
	38	1,103	272	24.7
	39	950	182	19.2
	40	381	171	44.9
	41	903	110	12.2
	42	559	251	44.9
	43	604	150	24.8
	44	873	405	46.4
	45	886	324	36.6
Irondequoit		37,233	12,814	34.4
Mendon	1	976	417	42.7
	2	988	375	38.0
	3	945	433	45.8
	4	804	346	43.0
	5	853	389	45.6
	6	915	393	43.0
	7	969	395	40.8
	8	401	138	34.4
	9	764	324	42.4
Mendon		7,615	3,210	42.2
Ogden	1	626	239	38.2
	2	648	189	29.2
	3	988	297	30.1

VOTER TURNOUT
2025 GENERAL ELECTION
DETAIL

<u>LEGISLATIVE DISTRICT OR TOWN</u>	<u>ELECTION DISTRICT</u>	<u>VOTERS ELIGIBLE</u>	<u>VOTED</u>	<u>PERCENT TURNOUT</u>
Ogden	4	593	179	30.2
	5	620	187	30.2
	6	1,017	224	22.0
	7	853	255	29.9
	8	899	184	20.5
	9	640	182	28.4
	10	641	168	26.2
	11	759	186	24.5
	12	1,063	264	24.8
	13	753	216	28.7
	14	1,266	336	26.5
	15	911	278	30.5
	16	810	225	27.8
	17	796	254	31.9
	18	1,129	269	23.8
Ogden		<u>15,012</u>	<u>4,132</u>	<u>27.5</u>
Parma	1	818	188	23.0
	2	859	199	23.2
	3	687	145	21.1
	4	1,217	244	20.0
	5	762	104	13.6
	6	1,041	225	21.6
	7	955	174	18.2
	8	791	195	24.7
	9	812	154	19.0
	10	684	150	21.9
	11	752	181	24.1
	12	1,035	162	15.7
	13	1,525	289	19.0
Parma		<u>11,938</u>	<u>2,410</u>	<u>20.2</u>
Penfield	1	1,945	557	28.6
	2	616	235	38.1
	3	595	244	41.0
	4	989	345	34.9
	5	698	305	43.7
	6	549	185	33.7
	7	566	249	44.0
	8	467	185	39.6
	9	658	305	46.4
	10	412	131	31.8

VOTER TURNOUT
2025 GENERAL ELECTION
DETAIL

<u>LEGISLATIVE DISTRICT OR TOWN</u>	<u>ELECTION DISTRICT</u>	<u>VOTERS ELIGIBLE</u>	<u>VOTED</u>	<u>PERCENT TURNOUT</u>
Penfield	11	660	285	43.2
	12	641	250	39.0
	13	1,155	250	21.6
	14	860	290	33.7
	15	968	361	37.3
	16	435	122	28.0
	17	1,105	425	38.5
	18	500	168	33.6
	19	905	375	41.4
	20	753	271	36.0
	21	757	300	39.6
	22	740	269	36.4
	23	1,026	374	36.5
	24	876	315	36.0
	25	547	179	32.7
	26	679	180	26.5
	27	834	280	33.6
	28	1,469	438	29.8
	29	1,064	289	27.2
	30	1,480	503	34.0
	31	770	213	27.7
	32	197	31	15.7
	33	118	61	51.7
	34	936	279	29.8
	35	965	353	36.6
	36	665	263	39.5
	37	1,387	493	35.5
Penfield		<u>29,987</u>	<u>10,358</u>	<u>34.5</u>
	1	1,072	439	41.0
	2	763	295	38.7
	3	1,043	474	45.4
	4	1,140	482	42.3
	5	940	379	40.3
	6	475	205	43.2
	7	1,171	561	47.9
	8	1,151	432	37.5
	9	870	337	38.7
	10	1,187	478	40.3
	11	530	240	45.3
	12	1,401	590	42.1
	13	725	326	45.0

VOTER TURNOUT
2025 GENERAL ELECTION
DETAIL

<u>LEGISLATIVE DISTRICT OR TOWN</u>	<u>ELECTION DISTRICT</u>	<u>VOTERS ELIGIBLE</u>	<u>VOTED</u>	<u>PERCENT TURNOUT</u>
Perinton	14	1,586	688	43.4
	15	741	249	33.6
	16	696	198	28.4
	17	1,771	674	38.1
	18	1,181	507	42.9
	19	863	382	44.3
	20	619	246	39.7
	21	1,154	481	41.7
	22	1,201	521	43.4
	23	942	396	42.0
	24	922	365	39.6
	25	346	27	7.8
	26	680	214	31.5
	27	843	299	35.5
	28	988	434	43.9
	29	761	302	39.7
	30	1,231	428	34.8
	31	1,528	660	43.2
	32	1,185	492	41.5
	33	590	283	48.0
	34	950	345	36.3
	35	1,246	455	36.5
	36	267	94	35.2
	37	448	197	44.0
	38	893	366	41.0
	39	850	338	39.8
		<u>36,950</u>	<u>14,879</u>	<u>40.3</u>
Perinton				
Pittsford	1	1,145	593	51.8
	2	1,268	441	34.8
	3	861	463	53.8
	4	784	349	44.5
	5	1,076	527	49.0
	6	1,041	440	42.3
	7	953	414	43.4
	8	779	372	47.8
	9	653	318	48.7
	10	877	358	40.8
	11	535	247	46.2
	12	656	314	47.9
	13	985	499	50.7
	14	693	332	47.9

VOTER TURNOUT
2025 GENERAL ELECTION
DETAIL

<u>LEGISLATIVE DISTRICT OR TOWN</u>	<u>ELECTION DISTRICT</u>	<u>VOTERS ELIGIBLE</u>	<u>VOTED</u>	<u>PERCENT TURNOUT</u>
Pittsford	15	715	189	26.4
	16	1,094	507	46.3
	17	728	360	49.5
	18	632	236	37.3
	19	930	440	47.3
	20	617	302	48.9
	21	184	67	36.4
	22	734	361	49.2
	23	544	271	49.8
	24	673	362	53.8
	25	747	354	47.4
	26	624	289	46.3
	27	696	399	57.3
	28	1,314	537	40.9
Pittsford		<u>22,538</u>	<u>10,341</u>	<u>45.9</u>
Riga	1	1,058	324	30.6
	2	742	305	41.1
	3	674	264	39.2
	4	692	221	31.9
	5	624	250	40.1
	6	619	198	32.0
Riga		<u>4,409</u>	<u>1,562</u>	<u>35.4</u>
Rush	1	823	383	46.5
	2	555	238	42.9
	3	669	375	56.1
	4	813	421	51.8
Rush		<u>2,860</u>	<u>1,417</u>	<u>49.5</u>
Sweden	1	716	195	27.2
	2	415	62	14.9
	3	855	189	22.1
	4	887	205	23.1
	5	352	50	14.2
	6	671	159	23.7
	7	630	167	26.5
	8	556	167	30.0
	9	809	144	17.8
	10	1,114	292	26.2
	11	309	52	16.8
	12	692	211	30.5

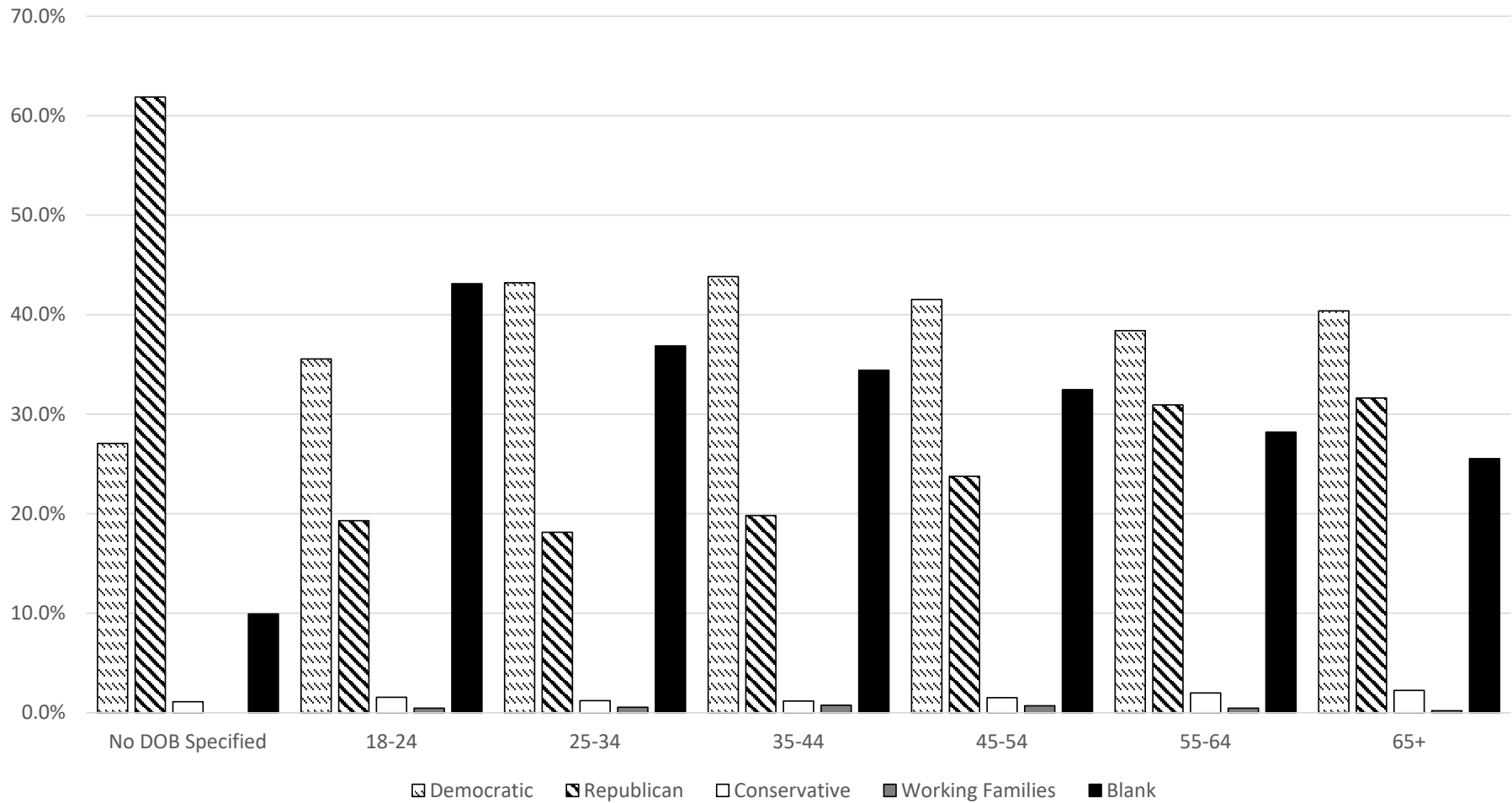
VOTER TURNOUT
2025 GENERAL ELECTION
DETAIL

<u>LEGISLATIVE DISTRICT OR TOWN</u>	<u>ELECTION DISTRICT</u>	<u>VOTERS ELIGIBLE</u>	<u>VOTED</u>	<u>PERCENT TURNOUT</u>
Sweden		8,006	1,893	23.6
Webster				
	1	566	210	37.1
	2	1,288	292	22.7
	3	718	277	38.6
	4	1,030	340	33.0
	5	1,101	376	34.2
	6	619	142	22.9
	7	759	223	29.4
	8	1,645	606	36.8
	9	1,678	633	37.7
	10	1,572	497	31.6
	11	790	239	30.3
	12	828	294	35.5
	13	652	205	31.4
	14	720	230	31.9
	15	468	146	31.2
	16	1,010	266	26.3
	17	607	214	35.3
	18	461	151	32.8
	19	1,174	398	33.9
	20	1,783	549	30.8
	21	843	299	35.5
	22	719	234	32.5
	23	1,185	396	33.4
	24	1,595	575	36.1
	25	1,070	283	26.4
	26	823	217	26.4
	27	1,415	420	29.7
	28	690	233	33.8
	29	920	320	34.8
	30	792	165	20.8
	31	809	244	30.2
	32	856	314	36.7
	33	833	262	31.5
	34	379	139	36.7
	35	657	94	14.3
	36	586	230	39.2
	37	1,131	364	32.2
Webster		<u>34,772</u>	<u>11,077</u>	<u>31.9</u>
Wheatland				
	1	633	236	37.3

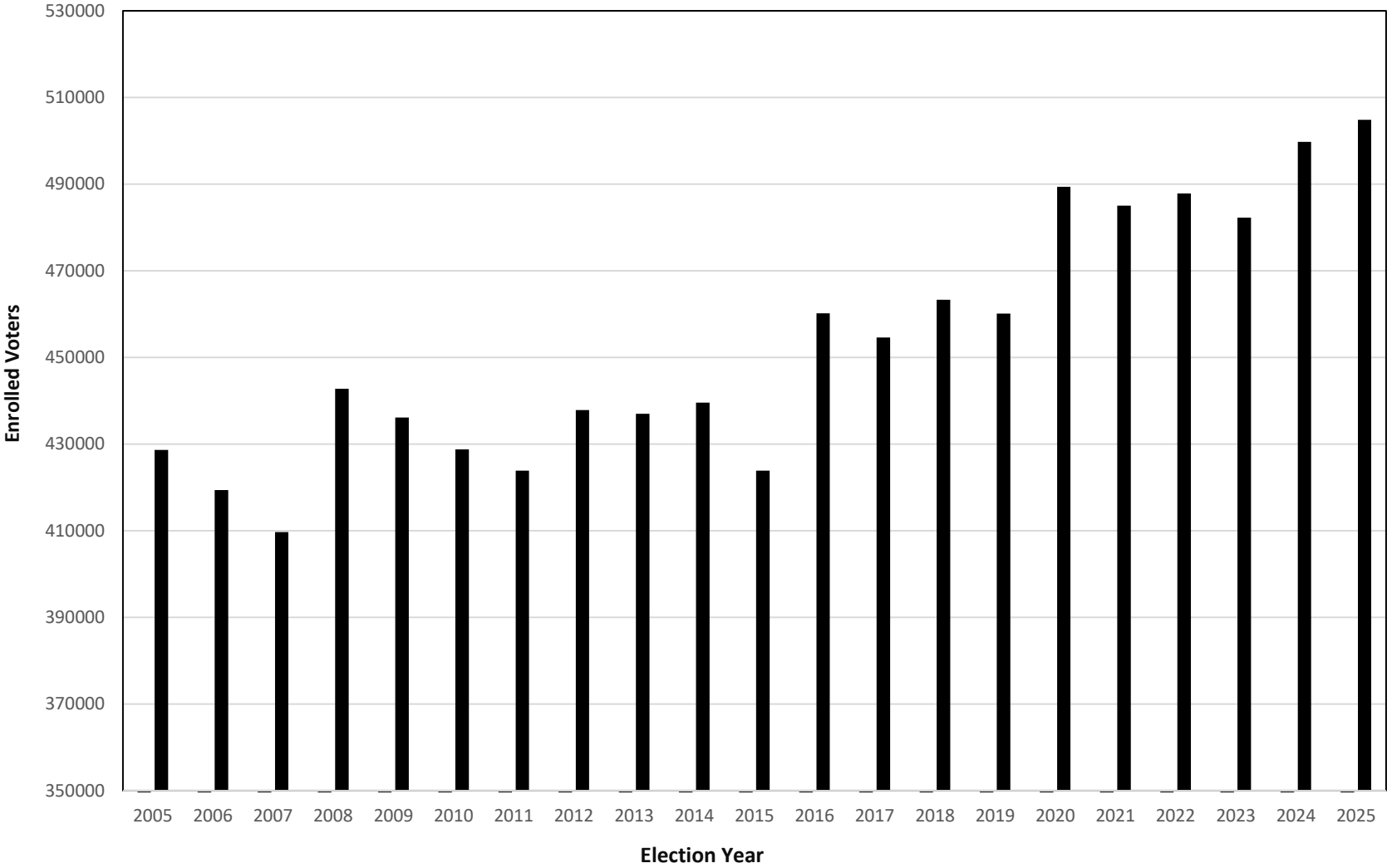
VOTER TURNOUT
2025 GENERAL ELECTION
DETAIL

<u>LEGISLATIVE DISTRICT OR TOWN</u>	<u>ELECTION DISTRICT</u>	<u>VOTERS ELIGIBLE</u>	<u>VOTED</u>	<u>PERCENT TURNOUT</u>
Wheatland	2	639	259	40.5
	3	824	273	33.1
	4	794	200	25.2
	5	715	284	39.7
Wheatland		<u>3,605</u>	<u>1,252</u>	<u>34.7</u>
TOWNS		<u>394,641</u>	<u>126,509</u>	<u>32.1</u>
GRAND TOTAL:		<u><u>504,849</u></u>	<u><u>149,767</u></u>	<u><u>29.7</u></u>

PARTY ENROLLMENTS BY AGE

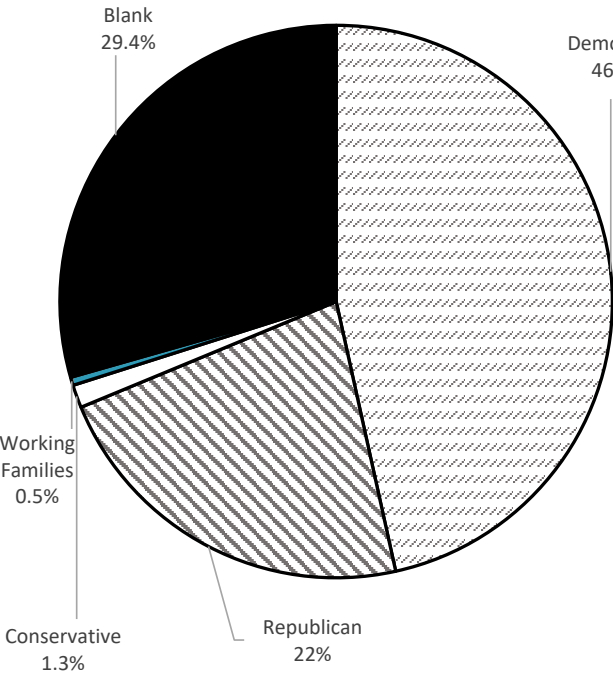


Voter Registration 2005 to 2025 General Elections

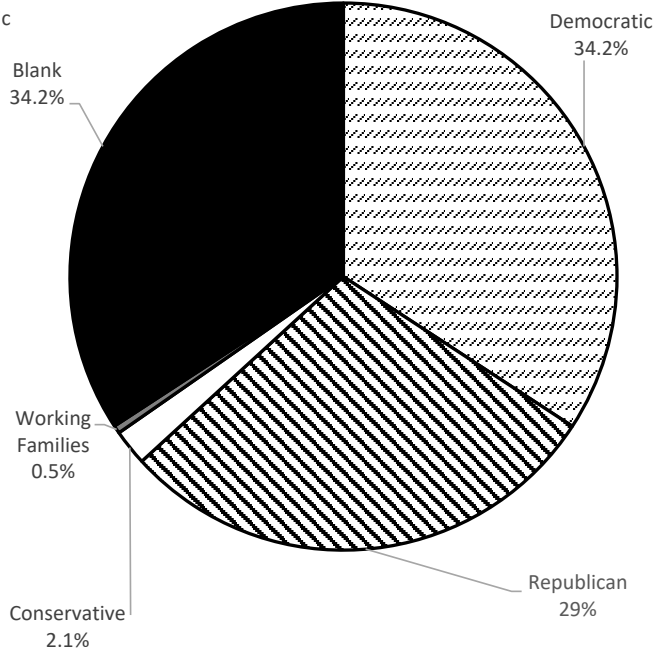


PROFILE OF PARTY ENROLLMENTS

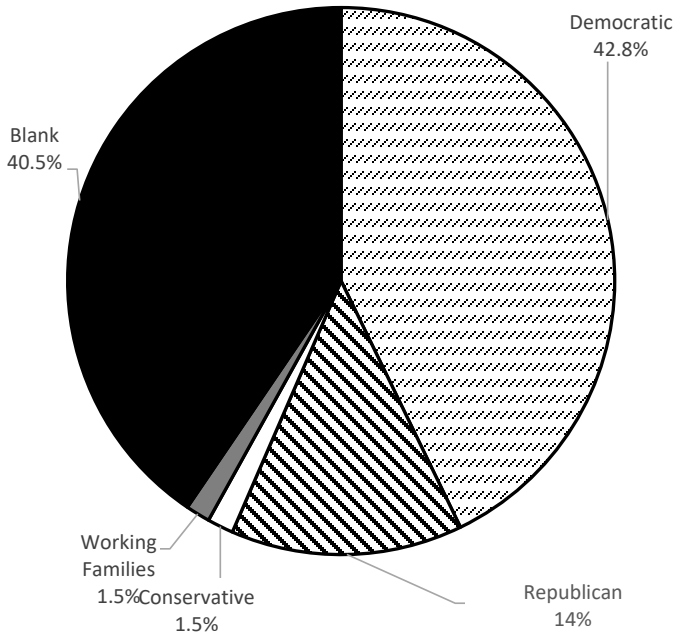
By Gender



Female



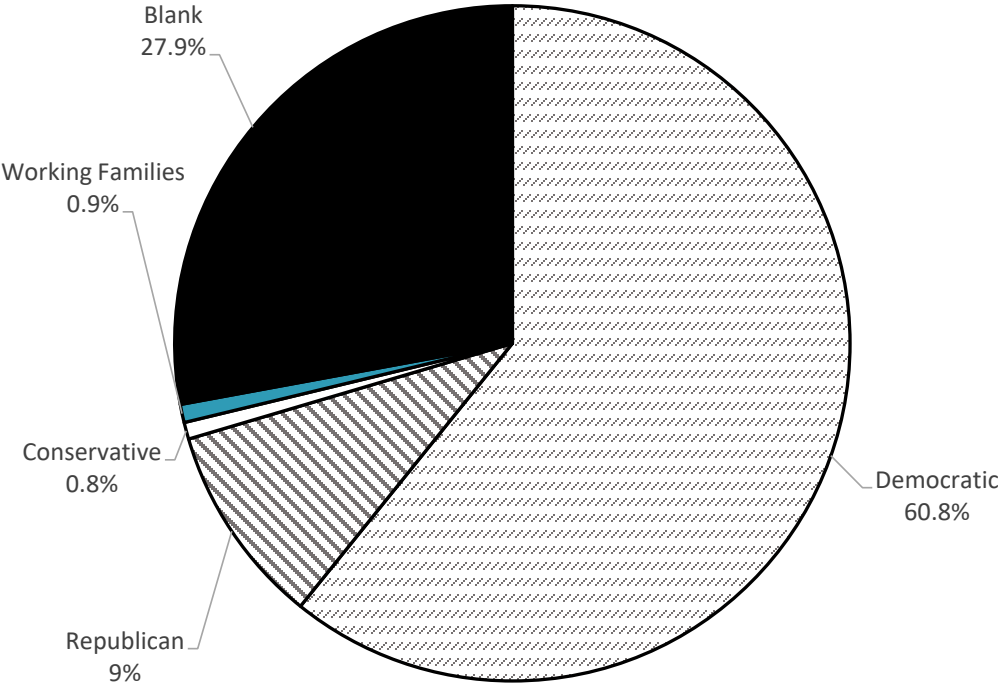
Male



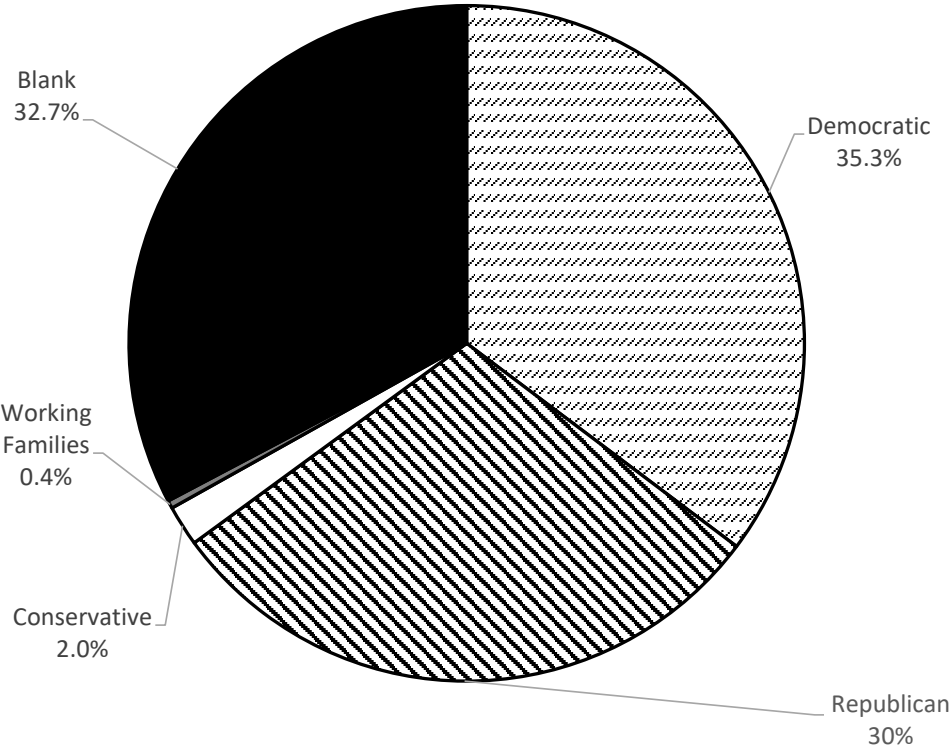
Undeclared

PROFILE OF PARTY ENROLLMENTS

By Location

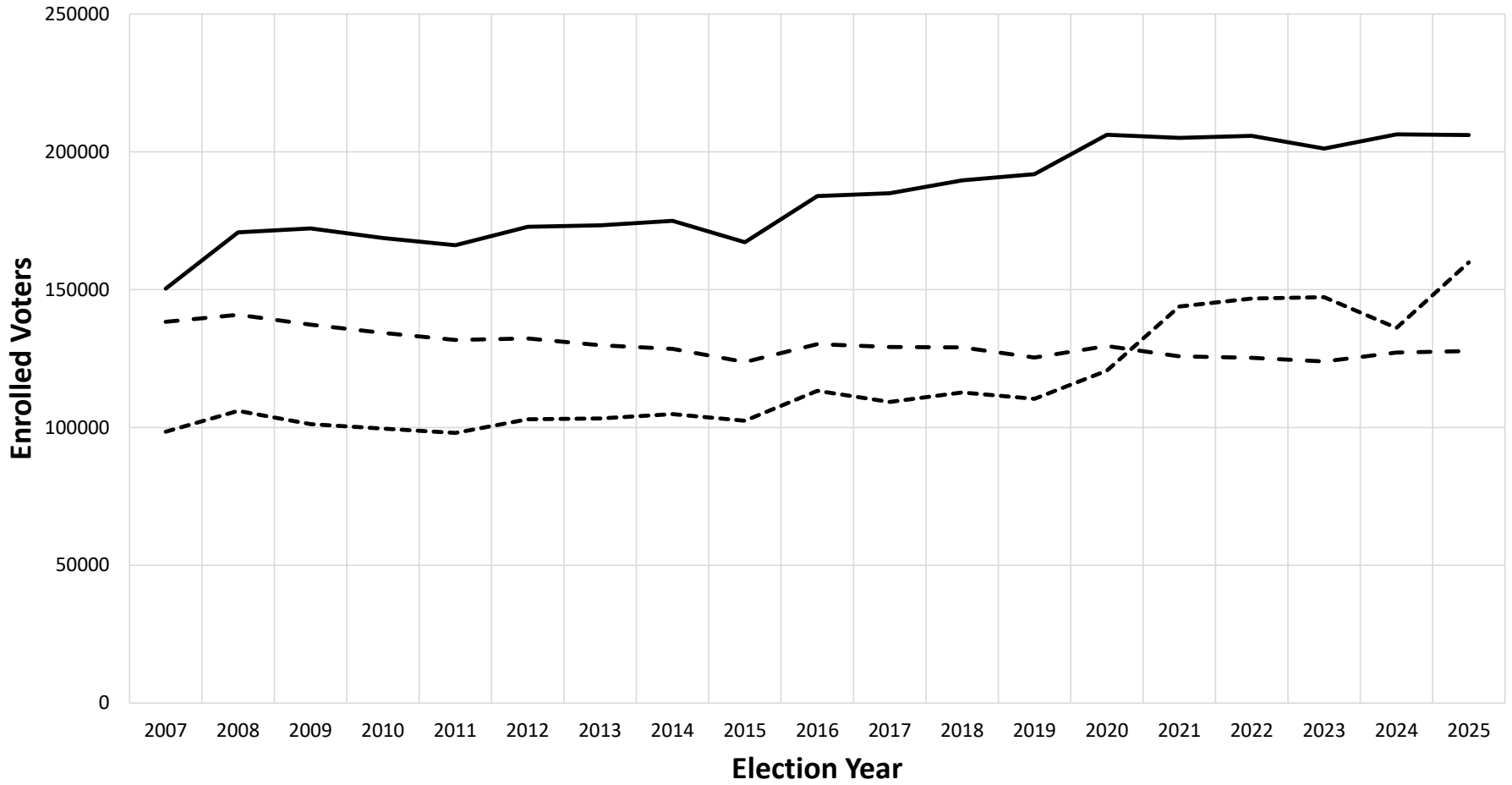


City



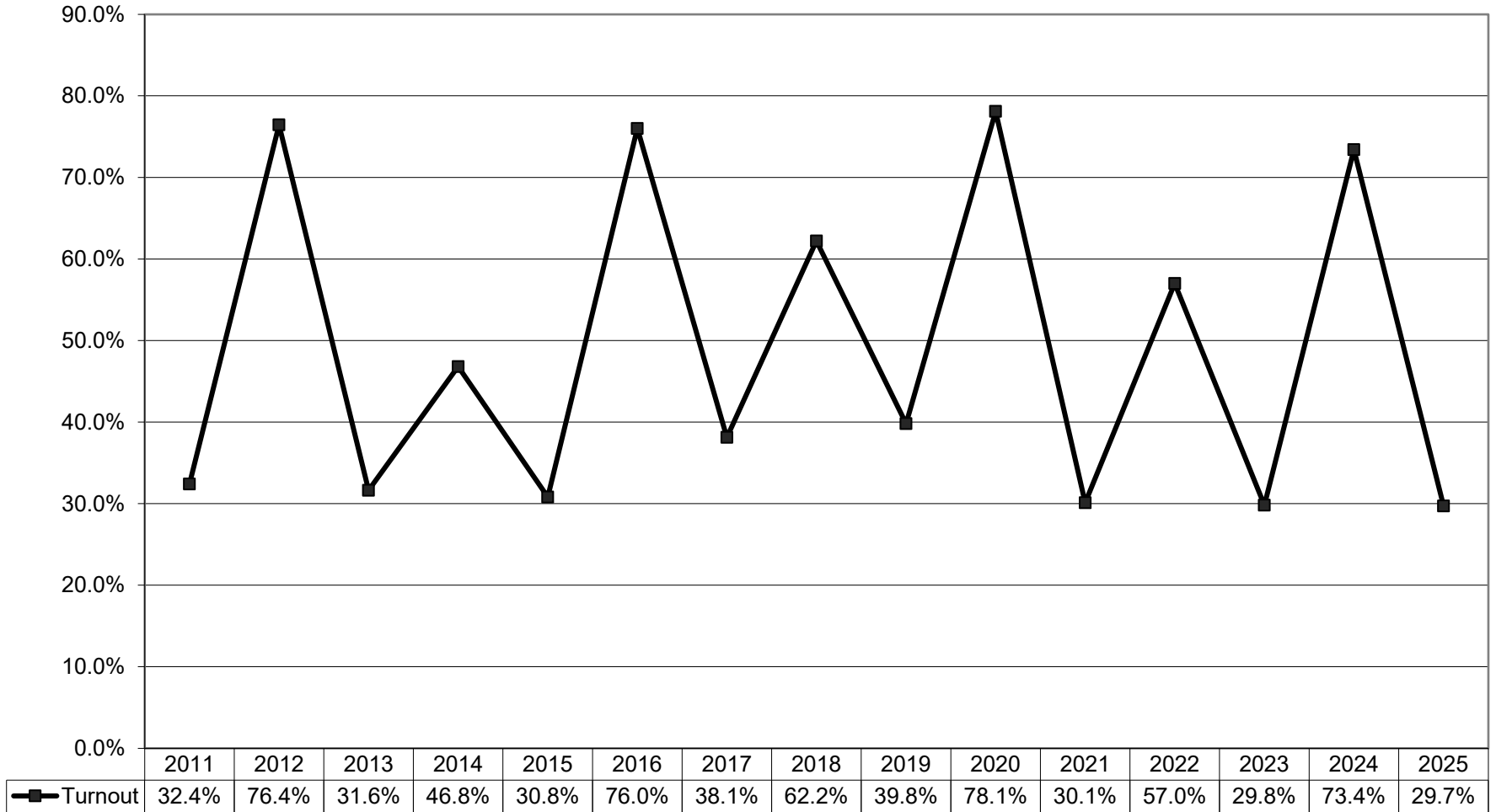
Towns

Party Enrollment Trends



— Democratic - - Republican -.- Unaffiliated

VOTER TURNOUT FOR THE GENERAL ELECTION 2011 Through 2025



VOTER TURNOUT HISTORY

Year	Registered Voters	Number Voting	Turnout
2025	504,849	149,767	29.7%
2024	499,763	366,695	73.4%
2023	482,238	143,853	29.8%
2022	487,814	278,573	57.1%
2021	484,988	145,777	30.1%
2020	489,352	383,477	78.4%
2019	460,119	182,909	39.8%
2018	463,304	288,169	62.2%
2017	454,580	173,565	38.2%
2016	460,140	351,114	76.3%
2015	423,859	130,812	30.9%
2014	439,534	205,990	46.9%
2013	436,978	138,384	31.7%
2012	437,858	336,447	76.8%
2011	423,833	137,514	32.4%
2010	428,736	233,802	54.5%
2009	436,090	133,427	30.6%
2008	442,771	359,083	81.1%
2007	409,701	132,973	32.5%
2006	419,368	236,477	56.4%
2005	428,643	169,183	39.5%
2004	433,210	344,860	79.6%
2003	405,192	226,044	55.8%
2002	407,664	236,691	58.1%
2001	411,870	180,140	43.7%
2000	418,041	322,394	77.1%
1999	398,605	156,007	39.1%
1998	398,749	243,338	61.0%
1997	400,304	175,945	44.0%
1996	401,311	313,531	78.1%
1995	370,380	162,805	44.0%
1994	375,974	260,831	69.4%
1993	372,647	171,732	46.1%
1992	386,447	344,009	89.0%
1991	332,460	236,403	71.1%
1990	339,430	226,634	66.8%
1989	347,479	184,047	53.0%
1988	370,663	314,046	84.7%
1987	329,156	215,370	65.4%
1986	339,971	230,498	67.8%
1985	353,149	154,123	43.6%
1984	380,186	320,191	84.2%
1983	348,622	225,376	64.6%
1982	340,165	256,092	75.3%
1981	329,075	194,989	59.3%