


2025 ACFR

*Annual Comprehensive
Financial Report*

County of Monroe,
New York

**For the Year Ended
December 31, 2025**



Adam J. Bello
County Executive

Jennifer Cesario
Chief Financial Officer

John Fornof
Controller

monroecounty.gov

County of Monroe, New York Annual Comprehensive Financial Report For the Year Ended December 31, 2025

Prepared by
Department of Finance
Office of the Controller



Jennifer Cesario
Chief Financial Officer

John Fornof
Controller

Christopher Kovacic
Deputy Controller

COUNTY OF MONROE, NEW YORK ANNUAL COMPREHENSIVE FINANCIAL REPORT YEAR ENDED DECEMBER 31, 2025

TABLE OF CONTENTS

Introductory Section (Unaudited)	Page
Letter of Transmittal	2
Profile of Monroe County Government	3
Major Initiatives and Accomplishments	4
Economic Profile and Outlook	5
Financial Information	8
Acknowledgements	10
GFOA Certificate of Achievement	11
Organizational Chart	12
County Executive's Office	13
Elected County Officials	13
Legislative Leadership and Staff	14
Legislators	15
County Departments	16
 Financial Section	
Independent Auditor's Report	18
Management's Discussion and Analysis (Unaudited)	21
 Basic Financial Statements	
Government-wide Financial Statements	
Statement of Net Position	40
Statement of Activities	41
Fund Financial Statements	
Governmental Funds Financial Statements	
Balance Sheet	42
Reconciliation of the Governmental Funds Balance Sheet to the	
Statement of Net Position	43
Statement of Revenues, Expenditures, and Changes in Fund Balances	44
Reconciliation of the Statement of Revenues, Expenditures, and Changes in	
Fund Balances of Governmental Funds to the Statement of Activities	45
Proprietary Funds Financial Statements	
Statement of Net Position	46
Statement of Revenues, Expenses and Changes in Net Position	48
Statement of Cash Flows	49
Fiduciary Funds Financial Statements	
Statement of Fiduciary Net Position	51
Statement of Changes in Fiduciary Net Position	52
Component Units Financial Statements	
Combining Statement of Net Position	53
Combining Statement of Activities	54
Notes to Basic Financial Statements	55

**COUNTY OF MONROE, NEW YORK
ANNUAL COMPREHENSIVE FINANCIAL REPORT
YEAR ENDED DECEMBER 31, 2025**

TABLE OF CONTENTS (continued)

Required Supplementary Information (Unaudited)	
Schedule of Revenues, Expenditures and Changes in Fund Balances - General Fund – Budget and Actual.....	99
Schedule of Changes in Total Other Postemployment Benefits Liability and Related Ratios.....	100
Schedule of Proportionate Share of Net Pension Liability (Asset)	101
Schedule of Contributions – Pension Plans.....	102
Notes to Required Supplementary Information.....	103
Combining Financial Information	
Combining Balance Sheet – Nonmajor Governmental Funds.....	106
Combining Statement of Revenues, Expenditures and Changes in Fund Balances – Nonmajor Governmental Funds.....	107
Combining Balance Sheet – Special Revenue Funds.....	108
Combining Statement of Revenues, Expenditures and Changes in Fund Balances – Special Revenue Funds.....	109
Combining Statement of Net Position – Nonmajor Enterprise Funds.....	110
Combining Statement of Revenues, Expenses and Changes in Net Position – Nonmajor Enterprise Funds	112
Combining Statement of Cash Flows – Nonmajor Enterprise Funds	113
Combining Statement of Net Position – Internal Service Funds.....	115
Combining Statement of Revenues, Expenses and Changes in Net Position – Internal Service Funds	116
Combining Statement of Cash Flows – Internal Service Funds	117
Schedule of Revenues, Expenditures and Changes in Fund Balances – Debt Service Fund – General – Budget and Actual (Unaudited).....	119
Schedule of Revenues, Expenditures and Changes in Fund Balances – Road Fund – Budget and Actual (Unaudited).....	120
Schedule of Revenues, Expenditures and Changes in Fund Balances – Library Fund – Budget and Actual (Unaudited).....	121

**COUNTY OF MONROE, NEW YORK
ANNUAL COMPREHENSIVE FINANCIAL REPORT
YEAR ENDED DECEMBER 31, 2025**

TABLE OF CONTENTS (continued)

Statistical Section (Unaudited)

Net Position by Component.....	123
Changes in Net Position	124
Fund Balances of Governmental Funds.....	126
Changes in Fund Balances of Governmental Funds.....	127
Taxing Power.....	128
Assessed Value of Taxable Property	129
Property Tax Levies and Collections	130
Principal Property Tax Payers	131
Legal Debt Margin Information	132
Ratio of Outstanding Debt by Type and Activity.....	133
Ratios of General Bonded Debt Outstanding	134
Demographic and Economic Statistics	135
Principal Private Sector Employers	136
Budgeted Full-Time County Employees by Department	137
Operating Indicators	138
Capital Asset Statistics	139

INTRODUCTORY SECTION

This section contains the following:

- LETTER OF TRANSMITTAL
- GFOA CERTIFICATE OF ACHIEVEMENT
- ORGANIZATIONAL CHART
- COUNTY EXECUTIVE'S OFFICE
- ELECTED COUNTY OFFICIALS
- LEGISLATIVE LEADERSHIP AND STAFF
- LEGISLATORS
- COUNTY DEPARTMENTS



Department of Finance

Monroe County, New York

Adam J. Bello
County Executive

Jennifer Cesario
Chief Financial Officer

May 19, 2026

Taxpayers of Monroe County,
Honorable County Executive,
Members of the Monroe County Legislature, and
Employees of Monroe County

We are pleased to submit the Annual Comprehensive Financial Report (ACFR) of the County of Monroe, State of New York (the County) for the year ended December 31, 2025, in accordance with the requirements of Article VI, Section C6-5C(2)(d)[1] of the County Charter. This report has been compiled and prepared by the Department of Finance, which assumes full responsibility for the completeness and accuracy of the financial data contained herein. We believe the information presented in this report fairly portrays the County's financial position and results of operations for 2025.

Management's discussion and analysis (MD&A) immediately follows the independent auditor's report and provides a narrative introduction, overview, and analysis of the basic financial statements. MD&A complements this letter of transmittal and should be read in conjunction with it.

Pursuant to Article VI, Section C2-6C(11) of the Monroe County Charter, the basic financial statements of the County are independently audited each year by an independent Certified Public Accounting firm. Bonadio & Co., LLP has completed the independent audit for the year ended December 31, 2025 using auditing standards generally accepted in the United States of America. The audited financial statements are included in the Financial Section of this report in its entirety and without edit.

On an annual basis we strive to achieve an unmodified opinion (commonly referred to as a clean opinion) for the audited financial statements, which is the highest level of assurance that can be given by an independent auditor. Our independent auditors have issued an unmodified opinion, stating that the basic financial statements, *"present fairly, in all material respects, the respective financial position of the governmental activities, the business-type activities, the aggregate discretely presented component units, each major fund, and the aggregate remaining fund information of the County as of December 31, 2025, and the respective changes in financial position, and where applicable, cash flows thereof for the year then ended in accordance with accounting principles generally accepted in the United States of America."*

The County is also required to undergo an annual audit in conformance with the provisions of the Federal Single Audit Act (as amended) and the United States Office of Management and Budget's Uniform Administrative Requirements, Cost Principles, and Audit Requirements for Federal Awards (Uniform Guidance). Information related to this audit (including the schedule of expenditures of federal awards; summary of findings and questioned costs; the Independent Auditor's Report on internal control over financial reporting and on compliance and other matters based on an audit of financial statements performed in accordance with *Government Auditing Standards*; and a report on compliance for each

39 West Main Street • Room 402 • Rochester, New York 14614
(585) 753-1157 • fax: (585) 753-1133 • www.monroecounty.gov • e-mail: mcfinance@monroecounty.gov

major program and on internal control over compliance required by the Uniform Guidance) is not provided in this report. This information is presented as a separate report.

PROFILE OF MONROE COUNTY GOVERNMENT

Location

Monroe County is located in western New York State on the south shore of Lake Ontario, approximately 70 miles east of the Buffalo/Niagara Falls area. The County is the northernmost portion of the Genesee River valley and contains one city, 19 towns and 10 villages. The City of Rochester is the County seat and New York State's fourth largest industrial and commercial center next to New York City, Buffalo, and Yonkers. The area is accessible via the Frederick Douglass Greater Rochester International Airport, CSX and Genesee & Wyoming, Inc. railroads, Amtrak, the New York State Thruway, the St. Lawrence Seaway, and the New York State Erie Canal System. Monroe County is within 400 miles of many major metropolitan areas such as New York City, Toronto, Boston, and Washington, D.C.

Government Structure and Reporting Entity

The County Executive is the Chief Executive Officer and the administrative head of the County with authority to approve or veto any local law, legalizing act, or resolution adopted by the County Legislature. The County Executive is elected in a general county-wide election to serve a four-year term. The County is divided into twenty-nine legislative districts with an elected legislator representing each district in the County Legislature. County Legislators may serve for two four-year terms and one two-year term during a ten-year cycle. The County Legislature is the legislative, appropriating, and governing body of the County.

The County's reporting entity is based on criteria set forth by the Governmental Accounting Standards Board as discussed in Note 1 to the Basic Financial Statements. The County reports the following: governmental activities, business-type activities, discretely presented and blended component units, general fund, capital projects, aggregate non-major governmental funds, five major enterprise funds, internal service funds, and fiduciary funds. The County's component units include Monroe Community College, Monroe County Airport Authority, Monroe County Water Authority, County of Monroe Industrial Development Agency, Monroe Tobacco Asset Securitization Corporation and the Monroe County Land Bank Corporation.

The County provides its residents with diverse services and programs, including human services, public safety, public and mental health, wastewater management, public works, economic development, and cultural, educational, and recreational programs. Public facilities are also available and include an expansive parks system (with historical Olmstead designed parks), county run golf courses (with a Robert Trent Jones designed course), an AZA-accredited zoo, the Frederick Douglass-Greater Rochester International Airport (ROC), Monroe Community Hospital, and Monroe Community College.

MAJOR INITIATIVES AND ACCOMPLISHMENTS

Overarching priority areas for county initiatives have focused on public health and wellness, public safety, workforce and economic development, and countywide infrastructure.

Public Health and Wellness

Opioid Outreach and Harm Reduction – The Office of Public Health expanded its response to substance use disorder through increased outreach and strengthening harm reduction efforts. The County supports 650 publicly accessible NaloxBoxes offering free naloxone, with fentanyl and xylazine test strips added to all indoor boxes. New efforts like the Spokes and Folks bike outreach program bring staff into parks, trails and community spaces to engage residents more directly. This work has reinforced the county’s Call to Action campaign to reduce stigma, and promote treatment and recovery.

National Family Caregiver Support Program – Two contracted programs serving caregivers for seniors were able to offer flexible assistance known as “supplemental services” that help fill gaps and provide hands on assistance. The family caregiver programs provided items such as Personal Emergency Response Systems, meant to give caregivers peace of mind while their loved ones were home alone, as well as fund transportation to appointments and other obligations to ease caregiver burdens. Other options to support caregivers included home-delivered meals, legal assistance, home modifications and personal hygiene supplies.

Public Safety

911 Emergency Communications – A series of technology projects have been completed to enhance 911 and emergency response capabilities. The core infrastructure was strengthened by finalizing a major Computer-Aided Dispatch (CAD) system update, refreshing the 911 phone system, and installing a secure network time server. New platforms were deployed to improve dispatcher training and public safety mass alerts. For first responders and others trained in CPR, the life-saving PulsePoint application was integrated to notify them of nearby cardiac arrest emergencies.

Central Police Services and Traffic Safety – Several major community safety initiatives have been implemented. The School Bus Safety Program was successfully implemented across six school districts, resulting in over 12,000 citations for illegally passing school buses. A new multi-agency Community Traffic Safety Team was formed to reduce traffic-related injuries and fatalities. The team engaged with over 4,200 students and supported more than 100 safety events. They also secured four new traffic safety grants, trained additional Child Passenger Safety technicians, and equipped law enforcement with new roadside devices to detect drug-impaired driving. The work done by the Traffic Safety and STOP-DWI divisions was recognized by the New York State Excellence in Traffic Safety Award presented by Mothers Against Drunk Driving, Governor’s Traffic Safety Committee and NY STOP DWI.

Workforce and Economic Development

COMIDA Workforce Development Fund – Since 2022, the County of Monroe Industrial Development Agency (COMIDA) has committed nearly \$8 million through its Workforce Development Fund to support workforce development and training initiatives in Monroe County. Over \$1.6 million was invested in 2025. The fund reinvests a portion of fee revenue from IDA-supported economic development projects

into programs that provide residents with training and pathways to careers in high-demand sectors such as manufacturing, healthcare, construction, and childcare. More than 1,000 jobseekers and incumbent workers have benefited from these investments. Supported programs include Monroe Community College's Mpower initiative, which provides workforce training aligned with local labor market needs; the Young Adult Manufacturing Training Employment Program, which prepares young adults for careers in advanced manufacturing; and the Training Rochester Adults in Construction Skills Program, a pre-apprenticeship initiative developed in partnership with North America's Building Trades Unions. Monroe County also supports workforce training and job placement programs through the Monroe County Industrial Development Corporation, while RochesterWorks, Inc. administers approximately \$12 million in federal workforce development funding on behalf of the Monroe County-Rochester Workforce Development Board.

Small Business Loans – The MicroAdvantage Small Business Loan Fund seeks to provide qualified small businesses with access to capital loans of up to \$50,000. The interest rate on such loans was reduced to a fixed 5%, or 4% for certified MWBE and SDVO businesses. Previously, loan rates were tied to the prime lending rate. Over 100 small businesses have qualified for over \$5 million of these loans, and over 70% of them are certified MWBE or SDVO businesses.

Community Infrastructure

Frederick Douglass – Greater Rochester International Airport – Named #6 of the 10 best small airports in the country by USA Today, the county's airport is nearing completion of the \$38 million comprehensive terminal revitalization project funded largely by an \$18 million New York State Department of Transportation (NYSDOT) grant and \$16 million in federal funds. Major infrastructure enhancements included adding natural lighting, LED fixtures, upgraded wayfinding, expanded entrance canopy, enhanced signage, mobile app with real-time info, new parking garage guidance system, renovation of three elevators, security upgrades, traffic circle and four new jet bridges.

Multimodal Freight – The Monroe County Multimodal Freight Initiative (MMFI) is intended to drive investment in manufacturing, transportation, and other key economic sectors to create good-paying jobs for county residents of all socioeconomic backgrounds and educational attainment via a strategic, commonsense approach to economic development that expands access to markets and reduces costs for local businesses. In 2025, work continued on the initial phase of the MMFI: the Economic Assessment & Market Feasibility Analysis. This phase builds upon previous economic development and transportation planning through new quantitative and qualitative research regarding projected benefits and impacts to Monroe County and the larger Finger Lakes Region. Freight investment strategies that incorporate this original research were formulated and screened relative to their market viability. A reasonably conservative investment strategy was selected and an evaluation of the associated benefits and costs is underway to ensure that continuing to advance the MMFI is justified.

ECONOMIC PROFILE AND OUTLOOK

Local Economy

A business-friendly infrastructure, a community centered on partnership and collaboration, nationally ranked colleges and universities, four-season weather, short commutes, and affordable housing are just a few of the many reasons people locate in Monroe County.

Monroe County is one of the least congested areas in the country with the City of Rochester offering an average commute of 21.1 minutes, which is 5 minutes less than the national average. Multi-modal transportation is also available in Monroe County at the Frederick Douglass – Greater Rochester International Airport (ROC), which averages 120 flights per day to 19 different cities. Rail service is available through Amtrak and Rochester-Genesee Regional Transportation Authority (RGRTA) provides bus service.

A strong industrial history, emerging technology sector, and an emphasis on high quality services, including higher education, ensure a technically sophisticated and reliable workforce.

Seven exceptional colleges and universities provide quality educational opportunities for students from throughout the Greater Rochester area, New York State, the nation, and the world. Area universities continue to be a driving force in the area's economic success. With more than 26,000 employees, The University of Rochester Medical Center is the largest component of the University of Rochester, and is the largest private sector employer based in Upstate New York and the seventh largest employer in the state. The direct and spillover impact of the University's employee wages and spending, purchases, capital investments, and visitor and student spending, generate approximately 56,000 jobs across Upstate New York.

Along with the University of Rochester/Strong Medical Center, the County is home to Wegmans Food Markets, L3Harris Technologies, Rochester Institute of Technology, Xerox and Paychex, as well as nearly 17,000 businesses with less than 100 employees.

Population and Employment – The County has a population of approximately 750,506 (US Census Bureau Quick Facts) as of July 2025, and is the central county in the Rochester Metropolitan Area which has a population of approximately 1,056,149 according to the U.S. Census Bureau (2025 estimate). In Monroe County, the labor force averaged 371,800 for calendar year 2025, with its economy drawing from a regional labor force of 518,800 (NYS DOL). As of December 2025, the unemployment rate in the Rochester Metropolitan Area at 3.8% and Monroe County at 3.7%, while the State unemployment rate was 4.1% and the national rate was 4.2%, according to the New York State Department of Labor.

Industry Sectors – Monroe County has a large, high-end manufacturing business base. There are more than 1,500 manufacturers in the Greater Rochester, NY region, and this sector represents over 12.5% of the local workforce. Greater Rochester's manufacturing base is primarily in high tech precision, with its largest employment sectors being machinery, computer & electronic products, printing equipment, and transportation equipment. An additional significant force in the region's manufacturing base comes from food and beverage manufacturing (NYS DOL Q3 2022). The leading manufacturing employers in the region, among many others, are Eastman Kodak, L3Harris and Xerox. The leading precision manufacturing employers in the region are The Gleason Works, Alliance Precision Plastics and Lexington Machining.

Imaging history is unparalleled as the birthplace of Eastman Kodak Company, Xerox Corporation, and Bausch+Lomb. Today, Rochester is home to more than 150 leading businesses focused on optics, photonics, and imaging. Rochester's optics industry is diverse, including expertise in biophotonics, digital imaging, vision science, semiconductors, precision optics, lasers, and aerospace and defense applications. Approximately 19,000 people are employed in Rochester in the optics industry. In fact, roughly 60 percent of all optics degrees conferred in the US are conferred in the area's higher-education institutions.

With numerous life sciences companies and extensive research and development resources available in the Rochester area, including the University of Rochester's Medical Center and its Clinical and Translational Sciences Institute, discoveries can be readily advanced from the lab into new treatments and cures. Leveraging the capabilities and expertise among many precision manufacturers, software development firms, and research institutions, a diverse and highly skilled technical and engineering environment is readily available to collaborate in the development, prototyping, and commercialization of medical devices, biotech products, and healthcare IT applications.

Software, game design, and IT solutions companies represent a large sector of start-ups as well as larger companies in the Greater Rochester, NY region. These software companies support the development of solutions that enable device management, management of health information, and expense optimization software for telecommunication applications. Numerous IT solutions companies provide managed services, consulting, system integration, and software development services.

Housing – Homeownership is affordable in Monroe County, with a variety of urban and suburban neighborhoods which offer an array of housing options. In February 2024, U.S. News & World Reports ranked Rochester #9 on their list of Best Places to Live for Quality of Life in the U.S. in 2023-2024. Realtor.com cited affordability, a strong job market, and quality of life as factors that make Rochester an enticing market for home hunters in 2025. According to HousingWire, Rochester's housing market is the tightest in New York driven by the relative affordability with a median list price of \$249,900, compared to the \$595,000 state median.

Significant Community Announcements

Monroe County works in partnership with the County of Monroe Industrial Development Agency, Monroe County Industrial Development Corporation, Greater Rochester Enterprise, Greater Rochester Chamber of Commerce, RochesterWorks! and Monroe Community College's Applied Technologies Center. During 2025, many projects involved significant investment, renovations and upgrades to existing commercial stock for manufacturing, housing and services. The following are some examples:

McAlpin Industries, Inc. is constructing a 300,000 square foot manufacturing facility in the Town of Webster. Phase one will encompass the construction of the initial 240,000 square feet. The facility will support McAlpin's sheet metal fabrication business and house production lines capable of metal laser cutting, forming, welding, and powder coat finishing while also creating additional warehousing space. McAlpin has over 200 existing employees across Monroe and Wayne Counties and the \$34 million project is expected to create 32 new FTEs at the facility in Webster.

The Raymond Corporation is a wholly owned subsidiary of Toyota Industries Corporation and part of Toyota Material Handling North America (TMHNA). The company is renovating a portion of 10 Carriage Street in the Village of Honeoye Falls. The facility will be upfit for the purposes of designing and testing fuel cells for lift trucks and is strategically located near TMHNA's centralized North American development center for energy solutions in Henrietta. The \$3.5 million project is projected to create 20 new FTEs over the next three years.

Cascade District LLC is renovating approximately 230,000 square feet of an industrial building into a mixed-use development in the City of Rochester. The building currently houses 32 loft-style apartments as well as some commercial tenants. The existing lofts will undergo extensive renovations

and an additional 58 one- and two-bedroom loft-style apartments will be constructed, bringing the total number of residential units to 90. Additional commercial tenants will be sought to transform this space and bring new life to the area. The \$22.7 million project is expected to create 1.5 FTEs.

QED Technologies International LLC is renovating and expanding into a 20,000 square foot facility adjacent to their current location in the City of Rochester. Renovations to current warehouse space include the creation of foundational infrastructure and the addition of a mezzanine to house offices for QED's fabrication, service, and application teams. The expansion also includes the installation of metrology tools, equipment, and MRF platforms 13 to increase QED's R&D and manufacturing processes. The \$3.8 million project is expected to create 4 FTEs in addition to its 15 existing FTEs.

Precise Tool & Manufacturing Inc. is constructing a 40,000 square foot addition to their existing facility in the Town of Gates. This addition will support and grow the company's manufacturing operations; making CNC machined components for customers in the automotive, rail, aviation, medical, and aerospace fields. The \$3.6 million project plans to create 10 new FTEs in addition to its existing 100 FTEs.

Love Beets Production LLC is renovating and purchasing new equipment for its facility located at 1150 Lee Road in the Town of Greece. Love Beets, a food manufacturer specializing in beets and other root vegetables, proposes the purchase and installation of new racking for its cold storage facility as well as the purchase of new equipment including dry peelers, turn table automation equipment, and bags to barrels machines. The \$1.13 million project plans to create 11 FTEs in addition to its existing 117 FTEs.

FINANCIAL INFORMATION

Policies and Practices

Internal Controls – The County Administration is responsible for establishing and maintaining internal controls capable of ensuring that the assets of the County are protected from loss, theft or misuse, and to ensure that adequate accounting data is compiled to allow for basic financial statement preparation in conformity with U.S. generally accepted accounting principles. The internal controls are designed to provide reasonable, but not absolute, assurance that these objectives are met. The concept of reasonable assurance recognizes that: (1) the cost of a control should not exceed the benefits likely to be derived, and (2) the valuation of costs and benefits requires estimates and judgment by management. The County's internal controls are monitored and evaluated by the Department of Finance, specifically the Office of the Controller and Internal Audit. As part of this effort, an annual internal auditing program to review and evaluate the adequacy and effectiveness of the County's internal controls is presented to an audit committee of the Legislature each April, with subsequent outcomes reported in the following October and April.

Budgetary Controls – The County maintains budgetary controls to ensure compliance with the operating budget as approved annually by the County Legislature. Control is exercised over expenditures at the commitment item class level for all departments. Activities in the governmental funds are funded and controlled through the annual operating budget. The County also maintains expenditure control via an encumbrance accounting system that provides that unencumbered, unexpended appropriations lapse at year-end unless explicitly reappropriated by the County Legislature. Encumbrances outstanding at

year-end are recorded in order to reserve that portion of the applicable appropriation for expenditure in the ensuing year. The County Executive has the authority to transfer budget amounts of \$10,000 or less between departments within the same fund. The following governmental funds have annually adopted budgets: General, Road, Library and Debt Service. The following proprietary funds have annually adopted budgets: Pure Waters, Monroe Community Hospital, Airport, Solid Waste, and Internal Service.

Capital Improvement Plan – Capital projects are planned for in a six-year Capital Improvement Program. This program is updated annually with its first year becoming the County's Proposed Capital Budget for that year. Appropriations for each capital project are approved by the County Legislature and each project is accounted for in a separate capital fund.

The County administration's debt policy provides that debt shall be issued to finance capital projects where funding sources are not immediately available. The debt will be structured in the most efficient manner to limit the impact on the taxpayer and will take payment of existing debt obligations into consideration as well as the total projected operating cost of the county. The use of cash capital through the operating budget will be utilized on a strategic basis to reduce the need for borrowing and avoid the associated interest costs. Cash Capital will be used for annually recurring capital improvement projects, recurring information technology projects, projects with a short useful life, or for other projects with costs estimated at \$100,000 or less as financial and budgetary conditions permit without placing undue pressures on the taxpayers. Any and all debt issues will be structured and sold in accordance with sound debt management practices.

Cash Management – The County utilizes a pooled-cash concept to optimize its investment earnings. Earnings are allocated to the participating funds based upon their equity in the investment pool. All County investments are actively managed in accordance with New York State Law and the County Legislature's approved investment and deposit policy that emphasizes safety and liquidity above yield as management priorities.

Fund Balance – In accordance with Governmental Accounting Standards Board (GASB) Statement 54, governmental fund balances will be classified into the specifically defined categories of non-spendable, restricted, committed, assigned, and unassigned.

The County Legislature formalized a fund balance policy by passing Resolution 262 of 2023. The Resolution recognizes that the Legislature may commit fund balance for a specific purpose through adopted resolution, that the Director of Finance-Chief Financial Officer may assign fund balance for a specific intent, and that when fund balances of more than one category are available for a specific purpose, it is the County's practice to use the most restrictive fund balance first, in the following order: any non-spendable fund balance, restricted fund balance, committed fund balance, assigned fund balance, and unassigned fund balance.

The resolution also requires the County to maintain an available general fund balance (the combined assigned and unassigned fund balance categories) to be within ten million dollars (\$10 million), plus or minus, of ten percent (10%) of the all-funds expenditures in the currently adopted operating budget. Available fund balances in excess of the maximum requirement may be used in subsequent budgets to provide property tax stability, capital project funding, and /or debt reduction, or for any other lawful purpose approved by the County Legislature.

In the event available fund balance falls below the minimum requirement, the Director of Finance-Chief Financial Officer shall prepare a plan to restore the available fund balance to the minimum requirement in the next budget year or other appropriate period of time.

Government Finance Officers Association of the United States and Canada (GFOA) awarded a Certificate of Achievement for Excellence in Financial Reporting to the County of Monroe for its annual comprehensive financial report for the fiscal year ended December 31, 2024. In order to be awarded a Certificate of Achievement, a government must publish an easily readable and efficiently organized annual comprehensive financial report. This report must satisfy both generally accepted accounting principles and applicable legal requirements.

A Certificate of Achievement is valid for a period of one year only. We believe that our current annual comprehensive financial report continues to meet the Certificate of Achievement Program's requirements and we will consider submitting it to GFOA to determine its eligibility for another certificate.

ACKNOWLEDGEMENTS

The preparation of this report could not have been accomplished without the dedicated efforts of Christopher Kovacic, Erika Batz, Mohamed Bilal, Joseph Bragg, Anthony Macri, Teri Rabinowitz, Richard Ribis, Peter Shimshock, Carolyn Thompson and the entire Department of Finance.

We, therefore, transmit this report to you, the reader, in the spirit of accounting for our stewardship of the public's assets and interests.

Respectfully Submitted,



Jennifer Cesario
Chief Financial Officer



John Fornof
Controller



Government Finance Officers Association

Certificate of
Achievement
for Excellence
in Financial
Reporting

Presented to

**County of Monroe
New York**

For its Annual Comprehensive
Financial Report
For the Fiscal Year Ended

December 31, 2024

Christopher P. Morill

Executive Director/CEO

CITIZENS OF MONROE COUNTY

LEGISLATURE*

COUNTY EXECUTIVE*

Elected Offices

Operating Departments

Staff Departments

County Clerk*

Aviation

Communications

District Attorney*

Board of Elections

Diversity, Equity and Inclusion

Sheriff*

Environmental Services

Finance

Human Services

Human Resources

Monroe Community Hospital

Information Services

Parks

Law

Public Defender

Office of Public Integrity

Public Health

Planning and Development

Public Safety

Transportation

Veterans Service Agency

* Elected Officials

COUNTY EXECUTIVE'S OFFICE

COUNTY EXECUTIVE

Adam J. Bello

DEPUTY COUNTY EXECUTIVE

Amy Grower

ASSISTANT COUNTY EXECUTIVE

Adrienne Green

Anthony Plonczynski-Figueroa

ELECTED COUNTY OFFICIALS

COUNTY EXECUTIVE

Adam J. Bello

DISTRICT ATTORNEY

Brian Green

SHERIFF

Todd K. Baxter

COUNTY CLERK

Jamie L. Romeo

LEGISLATIVE LEADERSHIP AND STAFF

PRESIDENT

Yversha M. Román, District 26

VICE PRESIDENT

Mercedes Vazquez Simmons, District 22

DEMOCRAT MAJORITY CAUCUS

Michael Yudelson, Leader, District 13
William Burgess, Deputy Majority Leader, District 29
Albert Blankley, Assistant Majority Leader, District 24
Carolyn Delvecchio Hoffman, Assistant Majority Leader, District 25

REPUBLICAN MINORITY CAUCUS

Sean McCabe, Minority Leader, District 6
Paul Dondorfer, Deputy Minority Leader, District 9
Jackie Smith, Assistant Minority Leader, District 2

CLERK OF THE LEGISLATURE

Nayeliz Santiago, Clerk
Isabela Mulcahy, Deputy Clerk

DEMOCRAT MAJORITY CHIEF OF STAFF

Evelyn Evans

REPUBLICAN MINORITY CHIEF OF STAFF

Reilly O'Brien

LEGISLATORS

District 1.....	Blake Keller
District 2.....	Jackie Smith
District 3.....	Marvin Stepherson
District 4.....	Virginia E. McIntyre
District 5.....	Richard B. Milne
District 6.....	Sean McCabe
District 7.....	Kirk Morris
District 8.....	Mark Johns
District 9.....	Paul Dondorfer
District 10.....	Howard S. Maffucci
District 11.....	John B. Baynes
District 12.....	Dr. Nazish Jeffery
District 13.....	Michael Yudelson
District 14.....	Susan Hughes-Smith
District 15.....	Frank Ciardi
District 16.....	Dave Long
District 17.....	Rachel Barnhart
District 18.....	Lystra Bartholomew McCoy
District 19.....	Tom Sinclair
District 20.....	Robert J. Colby
District 21.....	Santos E. Cruz
District 22.....	Mercedes Vazquez Simmons
District 23.....	Linda Hasman
District 24.....	Albert Blankley
District 25.....	Carolyn Delvecchio Hoffman
District 26.....	Yversha M. Román
District 27.....	Rose E. Bonnick
District 28.....	Ricky Frazier
District 29.....	William Burgess

COUNTY DEPARTMENTS

AVIATION	Andrew G. Moore, Director
BOARD OF ELECTIONS	Peter Elder, Commissioner Jackie Ortiz, Commissioner
COMMUNICATIONS	Steven Barz, Director
COUNTY CLERK	Jamie L. Romeo, County Clerk
DISTRICT ATTORNEY	Brian Green, District Attorney
DIVERSITY, EQUITY, AND INCLUSION	David C. Scott, Chief Diversity Officer
ENVIRONMENTAL SERVICES	Michael J. Garland, Director
FINANCE	Jennifer Cesario, Chief Financial Officer
HUMAN RESOURCES	Andrea M. Guzzetta Zury, Director
HUMAN SERVICES	Thalia Wright, Commissioner
INFORMATION SERVICES	Jennifer R. Cogle, Chief Information Officer
LAW	Matthew Schwartz, County Attorney
MONROE COMMUNITY HOSPITAL	Alyssa Tallo, Executive Health Director
OFFICE OF PUBLIC INTEGRITY	Janson D. McNair, Director
PARKS	Patrick Meredith, Director
PLANNING AND DEVELOPMENT	Ana J. Liss, Director
PUBLIC DEFENDER	Julie Cianca, Public Defender
PUBLIC HEALTH	Dr. Marielena Vélez de Brown, Commissioner
PUBLIC SAFETY	Richard V. Tantalo, Director
SHERIFF	Todd K. Baxter, Sheriff
TRANSPORTATION	Thomas J. Frys, Director
VETERANS SERVICE AGENCY	Nicholas Stefanovic, Director

FINANCIAL SECTION

This section contains the following:

- INDEPENDENT AUDITOR'S REPORT
- MANAGEMENT'S DISCUSSION AND ANALYSIS (UNAUDITED)
- BASIC FINANCIAL STATEMENTS
- REQUIRED SUPPLEMENTARY INFORMATION (UNAUDITED)
- COMBINING FINANCIAL INFORMATION

INDEPENDENT AUDITOR'S REPORT

May 19, 2026

To the County Executive and Members of the County Legislature
County of Monroe, New York:

Opinions

We have audited the accompanying financial statements of the governmental activities, the business-type activities, the aggregate discretely presented component units, each major fund, and the aggregate remaining fund information of the County of Monroe, New York (the County), as of and for the year ended December 31, 2025, and the related notes to the financial statements, which collectively comprise the County's basic financial statements as listed in the table of contents.

In our opinion, based on our audit and the reports of other auditors, the financial statements referred to above present fairly, in all material respects, the respective financial position of the governmental activities, the business-type activities, the aggregate discretely presented component units, each major fund, and the aggregate remaining fund information of the County, as of December 31, 2025, and the respective changes in financial position and, where applicable, cash flows thereof for the year then ended in accordance with accounting principles generally accepted in the United States of America.

We did not audit the financial statements of the County of Monroe Industrial Development Agency (the Agency), the Monroe County Water Authority (the Authority), and the Monroe County Land Bank Corporation (the Corporation) which represent a combined 59%, 77%, and 37%, respectively, of the assets, net position, and revenues of the aggregate discretely presented component units as of December 31, 2025, and the respective changes in financial position, and where applicable, cash flows thereof for the year then ended. Those statements were audited by other auditors whose reports have been furnished to us, and our opinion, insofar as it relates to the amounts included for the Agency, the Authority and the Corporation, is based solely on the reports of the other auditors.

Basis for Opinions

We conducted our audit in accordance with auditing standards generally accepted in the United States of America. Our responsibilities under those standards are further described in the Auditor's Responsibilities for the Audit of the Financial Statements section of our report. We are required to be independent of the County, and to meet our other ethical responsibilities, in accordance with the relevant ethical requirements relating to our audit. We believe that the audit evidence we have obtained is sufficient and appropriate to provide a basis for our audit opinions.

171 Sully's Trail
Pittsford, NY 14534
p (585) 381-1000
f (585) 381-3131

www.bonadio.com

INDEPENDENT AUDITOR'S REPORT

(Continued)

Responsibilities of Management for the Financial Statements

Management is responsible for the preparation and fair presentation of the financial statements in accordance with accounting principles generally accepted in the United States of America, and for the design, implementation, and maintenance of internal control relevant to the preparation and fair presentation of financial statements that are free from material misstatement, whether due to fraud or error.

In preparing the financial statements, management is required to evaluate whether there are conditions or events, considered in the aggregate, that raise substantial doubt about the County's ability to continue as a going concern for twelve months beyond the financial statement date, including any currently known information that may raise substantial doubt shortly thereafter.

Auditor's Responsibilities for the Audit of the Financial Statements

Our objectives are to obtain reasonable assurance about whether the financial statements as a whole are free from material misstatement, whether due to fraud or error, and to issue an auditor's report that includes our opinions. Reasonable assurance is a high level of assurance but is not absolute assurance and therefore is not a guarantee that an audit conducted in accordance with generally accepted auditing standards will always detect a material misstatement when it exists. The risk of not detecting a material misstatement resulting from fraud is higher than for one resulting from error, as fraud may involve collusion, forgery, intentional omissions, misrepresentations, or the override of internal control. Misstatements are considered material if there is a substantial likelihood that, individually or in the aggregate, they would influence the judgment made by a reasonable user based on the financial statements.

In performing an audit in accordance with generally accepted auditing standards, we:

- Exercise professional judgment and maintain professional skepticism throughout the audit.
- Identify and assess the risks of material misstatement of the financial statements, whether due to fraud or error, and design and perform audit procedures responsive to those risks. Such procedures include examining, on a test basis, evidence regarding the amounts and disclosures in the financial statements.
- Obtain an understanding of internal control relevant to the audit in order to design audit procedures that are appropriate in the circumstances, but not for the purpose of expressing an opinion on the effectiveness of the County's internal control. Accordingly, no such opinion is expressed.
- Evaluate the appropriateness of accounting policies used and the reasonableness of significant accounting estimates made by management, as well as evaluate the overall presentation of the financial statements.
- Conclude whether, in our judgment, there are conditions or events, considered in the aggregate, that raise substantial doubt about the County's ability to continue as a going concern for a reasonable period of time.

We are required to communicate with those charged with governance regarding, among other matters, the planned scope and timing of the audit, significant audit findings, and certain internal control-related matters that we identified during the audit.

INDEPENDENT AUDITOR'S REPORT

(Continued)

Required Supplementary Information

Accounting principles generally accepted in the United States of America require that the management's discussion and analysis, the schedule of revenues, expenditures and changes in fund balances – general fund – budget and actual, the schedule of changes in total other postemployment benefits liability and related ratios, the schedule of proportionate share of the net pension liability (asset), and the schedule of contributions - pension plans be presented to supplement the basic financial statements. Such information is the responsibility of management and, although not a part of the basic financial statements, is required by the Governmental Accounting Standards Board, who considers it to be an essential part of financial reporting for placing the basic financial statements in an appropriate operational, economic, or historical context. We and other auditors have applied certain limited procedures to the required supplementary information in accordance with auditing standards generally accepted in the United States of America, which consisted of inquiries of management about the methods of preparing the information and comparing the information for consistency with management's responses to our inquiries, the basic financial statements, and other knowledge we obtained during our audit of the basic financial statements. We do not express an opinion or provide any assurance on the information because the limited procedures do not provide us with sufficient evidence to express an opinion or provide any assurance.

Supplementary Information

Our audit was conducted for the purpose of forming opinions on the financial statements that collectively comprise the County's basic financial statements. The combining and individual nonmajor fund financial statements are presented for purposes of additional analysis and are not a required part of the basic financial statements. Such information is the responsibility of management and was derived from and relates directly to the underlying accounting and other records used to prepare the basic financial statements. The information has been subjected to the auditing procedures applied in the audit of the basic financial statements and certain additional procedures, including comparing and reconciling such information directly to the underlying accounting and other records used to prepare the basic financial statements or to the basic financial statements themselves, and other additional procedures in accordance with auditing standards generally accepted in the United States of America by us and other auditors. In our opinion, based on our audit and the report of the other auditors, the combining and individual nonmajor fund financial statements are fairly stated, in all material respects, in relation to the basic financial statements as a whole.

Other Information

Management is responsible for the other information included in the annual report. The other information comprises the introductory and statistical sections and budgetary information – debt service, road, and library funds but does not include the basic financial statements and our auditor's report thereon. Our opinions on the basic financial statements do not cover the other information, and we do not express an opinion or any form of assurance thereon.

In connection with our audit of the basic financial statements, our responsibility is to read the other information and consider whether a material inconsistency exists between the other information and the basic financial statements, or the other information otherwise appears to be materially misstated. If, based on the work performed, we conclude that an uncorrected material misstatement of the other information exists, we are required to describe it in our report.

COUNTY OF MONROE, NEW YORK

Management's Discussion and Analysis (Unaudited)

Year Ended December 31, 2025

1. Introduction

This Management's Discussion and Analysis (MD&A) of the County of Monroe, New York (the County) financial statements provides an overview of the County's financial activities for the year ended December 31, 2025. Please read it in conjunction with the County's financial statements and footnotes, which follow this section.

The basic financial statements are arranged to take the reader from a general overview of the entire County to very detailed information about particular funds. First, the financial highlights are provided through the MD&A. Second, an overall picture of the entire County is provided through the government-wide financial statements. Third, details about the major funds are provided through the fund financial statements.

Data as of December 31, 2025 and comparative data from the year ended December 31, 2024 follows.

2. Financial Highlights

The County overall finished 2025 with a net position of \$200.3 million, a decrease of \$2.5 million during the year. The County's net position continues to be affected by two major factors: the blended component unit, Monroe Tobacco Asset Securitization Corporation (MTASC), and the liability for future retiree health insurance benefits. MTASC finished 2025 with a net deficit position of \$303.4 million, while the estimated present value of future retiree health insurance benefits was \$445.4 million. The County's net position is segregated into three components: (1) net investment in capital assets; (2) restricted; and (3) unrestricted.

The County's most significant asset classification is capital assets. The County reports capital assets, net of depreciation/amortization, totaling approximately \$1.4 billion for the year ended December 31, 2025. This number was flat from the year that ended December 31, 2024. Of these capital assets, net of depreciation/amortization, infrastructure assets total approximately 26.5% and 28.8% for the years ended December 31, 2025 and 2024, respectively. Infrastructure assets primarily consist of the pure waters system, roads and bridges.

The County's most significant liability classification is bonds payable. The County reports bonds payable totaling approximately \$837.7 million and \$810.3 million for the years ended December 31, 2025 and 2024, respectively. For each of those respective years, the portion of bonds payable subject to the County's constitutional debt limit was \$461.0 million and \$444.5 million, respectively. As such, as of December 31, 2025, the County had exhausted 11.2% of its constitutional debt limit of \$4.1 billion, compared to 11.9% of its constitutional debt limit of \$3.7 billion as of December 31, 2024.

The County's governmental activities finished 2025 with a net position deficit of \$87.0 million, a \$24.4 million decrease compared to last year's net position deficit of \$62.6 million. The net position of the County's governmental activities for 2025 is reported as \$537.5 million of net investment in capital assets, \$73.2 million of restricted and \$697.7 million of unrestricted deficit. The changes in each reported net position category are as follows: a decrease of \$22.9 million in net investment in capital assets; an increase of \$10.4 million in restricted; and a decrease of \$12.0 million in the unrestricted deficit. The largest component of the unrestricted deficit is the other postemployment benefits (OPEB) liability which at December 31, 2025 was \$399.7 million.

In May 2021, the County was allocated \$144.1 million in American Rescue Plan Act (ARPA) funding from the Coronavirus Local Fiscal Recovery Fund to address pandemic response needs and rebuild a stronger, more equitable economy as the country recovered from the pandemic. Half was received in advance in calendar year 2021, while the balance was received in 2022. During 2022 the Public Health Department continued battling the COVID pandemic, but by the end of 2022 and early 2023 a shift was made to helping those most likely harmed by the effects of the pandemic. In December 2022 the County Legislature authorized contracts to a wide range of service providers totaling \$71.6 million. In 2023 and 2024 the County Legislature authorized contracts with first responders, town senior centers, housing search navigators, landlord incentive program, broadband infrastructure and various non-profit service providers obligating the balance of the \$144.1 million. Through December 31, 2025 the County has expended \$80.1 million in ARPA funds and recorded deferred revenue of \$64.0 million.

The County's business-type activities finished 2025 with a net position of \$287.3 million, an increase of \$22.0 million from the past year. The net position of the County's business-type activities for 2025 are reported as \$310.9 million of net investment in capital assets, \$868 thousand of restricted and \$24.5 million of unrestricted deficit. An explanation of each change by business-type activity is provided in the proprietary fund section of the MD&A on page 33.

As of the close of 2025, the County's governmental funds reported combined fund balances of \$331.4 million, a decrease of \$18.0 million from the prior year. An explanation of changes in the governmental funds is provided in the governmental fund section of the MD&A on page 31.

The County's general fund balance was \$300.1 million as of December 31, 2025, compared to the December 31, 2024 fund balance of \$307.5 million, a decrease of \$7.4 million.

COUNTY OF MONROE, NEW YORK

Management's Discussion and Analysis (Unaudited)

Year Ended December 31, 2025

The County's discretely presented component units finished 2025 with a net position of \$584.0 million; an increase of \$31.7 million over 2024. The total net position for each of the major component units are as follows: \$94.8 million for Monroe Community College (MCC); \$39.2 million for Monroe County Airport Authority (Airport Authority); and \$432.7 million for Monroe County Water Authority (Water Authority). The nonmajor component unit finished 2025 with a net position of \$17.4 million. For more detail regarding the County's component units, see pages 53 and 54 for the statement of net position and statement of activities and pages 55 through 57 of the footnotes.

The County elected to pay its annual New York State Retirement System bill on the early due date of December 15, 2025 rather than on the customary due date of February 1, 2026 saving taxpayers over \$440 thousand in interest.

3. Basis of Presentation

Government-wide Financial Statements

The government-wide financial statements provide the financial condition and results of operations of the primary government along with its discretely presented component units. The statement of net position provides the financial condition of the County, while the statement of activities provides the results of operations. These statements focus on the two main types of activities carried out by the County: governmental and business-type.

Governmental activities include most of the County's basic services, such as public safety, culture, recreation and education, transportation, sanitation, economic development, health and welfare, and general government. These activities are financed mainly through property taxes, sales taxes, and state and federal grants. Business-type activities include Solid Waste, Airport, Hospital, Pure Waters, and Energy. These activities rely to a significant extent on user fees.

In addition to focusing on governmental and business-type activities, the government-wide financial statements also include the County's discretely presented component units: MCC, Airport Authority, Water Authority, the County of Monroe Industrial Development Agency (COMIDA) and the Monroe County Land Bank Corporation. Though these are separate legal entities, the County is financially accountable for their activities.

The government-wide financial statements are prepared using the economic resources measurement focus and the accrual basis of accounting, which requires that a transaction be recorded when it occurs, not when its related cash receipt or disbursement occurs. Since these financial statements include all economic resources of the County, such as capital assets including infrastructure, as well as all liabilities including debt, they provide a long-term view of the County's financial position.

Fund Financial Statements

The accounts of the County are organized on the basis of funds, each of which is considered a separate accounting entity. The operations of each fund are accounted for with a separate set of self-balancing accounts that comprise its assets, liabilities, fund balances or net position, revenues and expenditures or expenses as appropriate.

The County's funds are presented in separate fund financial statements. These funds are presented as governmental funds, proprietary funds and fiduciary funds. The County's major funds are presented in separate columns on the fund financial statements. The definition of a major fund is one that meets the following criteria:

Total assets, deferred outflows of resources, liabilities, deferred inflows of resources, revenues or expenditures/expenses of that individual governmental or enterprise fund are at least 10.0% of the corresponding total (assets, liabilities and so forth) for all funds of that category or type (that is, total governmental or total enterprise funds), and

Total assets, deferred outflows of resources, liabilities, deferred inflows of resources, revenues or expenditures/expenses of the individual governmental or enterprise fund are at least 5.0% of the corresponding total for all governmental and enterprise funds combined.

In addition to funds that meet the major fund criteria, any other governmental or enterprise fund that the government's officials believe is particularly important to financial statement users may be reported as a major fund.

The funds that do not meet the criteria of a major fund are considered nonmajor funds and are combined into a single column on each of the fund's financial statements.

COUNTY OF MONROE, NEW YORK

Management's Discussion and Analysis (Unaudited)

Year Ended December 31, 2025

The County utilizes three fund types to group its respective funds:

Governmental Fund Types

Most of the County's basic services are reported in governmental funds, which focus on resource flows into and out of those funds. The governmental funds' statements provide a detailed short-term view of the County's general government operations and the basic services it provides. All governmental funds are accounted for using the modified accrual basis of accounting and current financial resources measurement focus. Under this basis of accounting, revenues are recorded when susceptible to accrual; i.e., both measurable and available. "Available" generally means collectible within the current period or within 60 days after year-end other than Federal or State aid. Reimbursements of expenditures due from other governments for Federal and State aid are recorded primarily when the qualifying expenditures have been incurred and all requirements have been met. Federal and State aid are generally considered available when collection within one year is anticipated. Expenditures are recognized under the modified accrual basis of accounting when the related fund liability is incurred except for certain expenditures and liabilities such as debt service, compensated absences and claims and judgments which are recorded when due for payment.

The County's major governmental funds are the General Fund and the Capital Projects Fund. All other governmental funds have been determined to be nonmajor and include Debt Service Funds and Special Revenue Funds.

General Fund - is the County's principal operating fund.

Capital Projects Fund - accounts for financial resources to be used for the acquisition of major equipment items and the construction of major capital facilities and other capital assets other than those accounted for in the proprietary funds and the discretely presented component units. Funds include capital project funds for general government, public safety and fire protection, transportation, culture, recreation and education.

Nonmajor Funds

Debt Service Funds - accounts for reserve funds established for the retirement of outstanding debt, as well as activities in the County's coupon trust accounts. The funds are used to record and appropriate payment of principal and interest on serial bonds, other than those accounted for in the proprietary funds and the discretely presented component units. This includes MTASC, a special purpose local development corporation organized under the laws of the State of New York. MTASC is blended as a nonmajor governmental fund (debt service).

Special Revenue Funds

Road Fund – accounts for all revenues and expenditures related to the maintenance of County roads and bridges, snow removal and construction and reconstruction of County roads not recorded in a capital project fund.

Special Grants Fund – accounts for grants authorized under the Housing and Community Development Act of 1974.

Green Space Initiative Fund – accounts for funds established through Local Law No. 3 - 2000 to finance a green space initiative program developed by the County.

Library Fund – accounts for the activities of the Monroe County Library System which exists to serve member libraries in the County.

County Park Funds:

Parkland Acquisition Fund – accounts for proceeds from sales of existing parkland to be used for future parkland development or acquisition.

Horticulture Division Fund – accounts for special projects within the County Parks department's horticulture division.

Highland Park Fund – accounts for funds from special events, granting agencies, and private donations. The funds are used for park improvements and recreation/educational opportunities. The funds provide an opportunity for private donors to make targeted donations for projects in Highland Park.

COUNTY OF MONROE, NEW YORK
Management's Discussion and Analysis (Unaudited)
Year Ended December 31, 2025

The Ontario Beach Park Fund – accounts for funds from granting agencies, special events, and private donations. The funds are used for park improvements and recreation/educational opportunities. The funds provide an opportunity for private donors to make targeted donations for projects in Ontario Beach Park.

Mendon Ponds Park - accounts for funds from granting agencies, special events, and private donations. The funds are used for park improvements and recreation/educational opportunities. The funds provide an opportunity for private donors to make targeted donations for projects in Mendon Ponds Park.

Jail Commissary Funds – accounts for jail commissary funds. The jail commissary fund exists pursuant to New York State (NYS) law requiring all profit realized on commissary jail sales be used to purchase items to benefit jail inmates.

Other Public Safety Funds – includes jail enhancement funds, asset forfeiture funds and the Hazmat team fund. The jail enhancement fund is supported through suspended inmate payments from the Social Security Administration benefits. This fund is used for jail projects, activities, programs and other initiatives not otherwise provided by other sources. The asset forfeiture fund is pursuant to the US Department of Justice's Asset Forfeiture program and equitable sharing agreement requiring expenditures for law enforcement purposes. The Hazmat Team fund accounts for all donation/payments and incurs expenditures to the team solely for the operational needs of the Hazmat Team.

Stormwater Coalition Dues Fund – accounts for fees paid by members of the coalition to support efforts to keep municipalities in compliance with storm water regulations.

The NYS Urban Development Corporation Fund – accounts for a grant/loan from NYS Urban Development Corporation and the disbursing of funds for the KCPD (Clinical Products Division, Eastman Kodak) project.

The Pediatrics and Visitation Center Fund – accounts for contributions from private corporations for Monroe County's Pediatric and Visitation Center, a facility that co-locates the County's medical services for foster children with a supervised visitation center.

Monroe County DSS Childcare Fund – accounts for contributions from private individuals who wish to contribute to the cost of providing day care subsidies.

Library System Automation Fund – was established to record funds received from the member libraries of the Monroe County Library System for future automation projects.

In addition, the Governmental Funds balance sheet and statement of revenues, expenditures and changes in fund balance are reconciled to the governmental activities statement of net position and statement of activities due to the differing measurement focus and basis of accounting.

Proprietary Funds

When the County charges customers for the services it provides – whether to outside customers or to other funds of the County – these services are generally reported in proprietary funds. Proprietary funds are reported in the same way that all activities are reported in the statement of net position and the statement of revenues, expenses and changes in net position. Proprietary funds use the economic resources measurement focus and accrual basis of accounting. The major funds comprising the proprietary funds include the following enterprise funds: airport, hospital, and pure waters. The proprietary funds also include internal service funds, which are reported separately because the nature of their activity is primarily governmental.

Fiduciary Funds

These funds are used to account for assets held by the County in a trustee or custodial capacity for individuals, private organizations, other governments or funds. They cannot be used to support the County's own programs. Fiduciary funds include private purpose trust funds that are used to report trust arrangements (pension, investment and private-purpose) and custodial funds, which are utilized in situations where the County's role is purely custodial.

The fiduciary funds use the economic resources measurement focus and accrual basis of accounting.

COUNTY OF MONROE, NEW YORK
Management's Discussion and Analysis (Unaudited)
Year Ended December 31, 2025

4. **Financial Analysis of the County as a Whole**

A. **Condensed Schedule of Net Position**

In the government-wide financial statements, net position reports the financial condition for both the governmental and business-type activities.

The County's financial position related to each of these activities is summarized below (000's omitted):

Condensed Schedules of Net Position					
2025					
	Governmental Activities Excluding MTASC	MTASC	Governmental Activities Total	Business-type Activities	Total Primary Government
Assets					
Current and other assets	\$ 746,249	\$ 22,427	\$ 768,676	\$ 80,751	\$ 849,427
Capital assets, net of accumulated depreciation/ amortization	893,888	-	893,888	461,932	1,355,820
Total assets	1,640,137	22,427	1,662,564	542,683	2,205,247
Deferred Outflows of Resources					
	160,091	-	160,091	37,809	197,900
Liabilities					
Current liabilities	494,482	690	495,172	52,270	547,442
Non-current liabilities	989,507	325,167	1,314,674	221,797	1,536,471
Total liabilities	1,483,989	325,857	1,809,846	274,067	2,083,913
Deferred Inflows of Resources					
	99,829	-	99,829	19,078	118,907
Net Position					
Net investment in capital assets	537,475	-	537,475	310,955	848,430
Restricted	59,987	13,262	73,249	868	74,117
Unrestricted (deficit)	(381,052)	(316,692)	(697,744)	(24,476)	(722,220)
Total Net Position	\$ 216,410	\$ (303,430)	\$ (87,020)	\$ 287,347	\$ 200,327

COUNTY OF MONROE, NEW YORK
Management's Discussion and Analysis (Unaudited)
Year Ended December 31, 2025

Condensed Schedules of Net Position

	2024				
	Governmental Activities Excluding MTASC	MTASC	Governmental Activities Total	Business-type Activities	Total Primary Government
Assets					
Current and other assets	\$ 805,559	\$ 23,648	\$ 829,207	\$ 72,146	\$ 901,353
Capital assets, net of accumulated depreciation/ amortization	867,585	-	867,585	449,775	1,317,360
Total assets	1,673,144	23,648	1,696,792	521,921	2,218,713
Deferred Outflows of Resources	188,737	-	188,737	46,714	235,451
Liabilities					
Current liabilities	517,719	697	518,416	50,658	569,074
Non-current liabilities	916,332	314,771	1,231,103	209,443	1,440,546
Total liabilities	1,434,051	315,468	1,749,519	260,101	2,009,620
Deferred Inflows of Resources	198,575	-	198,575	43,187	241,762
Net Position					
Net investment in capital assets	560,409	-	560,409	295,569	855,978
Restricted	49,375	13,376	62,751	688	63,439
Unrestricted (deficit)	(380,529)	(305,196)	(685,725)	(30,910)	(716,635)
Total Net Position	\$ 229,255	\$ (291,820)	\$ (62,565)	\$ 265,347	\$ 202,782

Restricted net position in the County's governmental activities for 2025 is \$73.2 million. This is comprised primarily of restrictions for debt service in the sum of \$20.5 million and restrictions for grants and trusts of \$52.7 million.

Unrestricted net position in the County's governmental activities shows a deficit of \$697.7 million at December 31, 2025 comprised primarily of the OPEB liability which at December 31, 2025 was \$399.7 million, compared to \$389.3 million at December 31, 2024, an increase of \$10.4 million. Also contributing to the unrestricted deficit is the \$325.2 million outstanding bond liability of MTASC used to refinance the purchase of the future right, title and interest to the tobacco settlement revenues. This is compared to the December 31, 2024 balance, when unrestricted net position in the County's governmental activities had a \$685.7 million deficit with MTASC recording a \$315.4 million bond liability.

The non-current liabilities include OPEB, accrued employee compensated absences, retirement costs and debt. These non-current liabilities will be funded in future budgets as they become due.

COUNTY OF MONROE, NEW YORK
Management's Discussion and Analysis (Unaudited)
Year Ended December 31, 2025

B. Condensed Schedule of Changes in Net Position

In the government-wide financial statements, changes in net position provides the results of operations for both the governmental and business-type activities for the past year. The condensed schedules are summarized below (000's omitted):

	2025				
	Governmental Activities Excluding MTASC	MTASC	Governmental Activities Total	Business-type Activities	Total Primary Government
Revenues					
Program Revenues					
Charges for services	\$ 623,146	\$ -	\$ 623,146	\$ 207,272	\$ 830,418
Operating grants and contributions	107,140	-	107,140	7,916	115,056
Capital grants and contributions	23,373	-	23,373	19,880	43,253
General Revenues					
Taxes and other tax items	1,128,143	-	1,128,143	-	1,128,143
Tobacco settlement	-	8,527	8,527	-	8,527
Interest earnings	21,158	-	21,158	1,992	23,150
Miscellaneous revenue	24,981	-	24,981	2,736	27,717
Total Revenues	1,927,941	8,527	1,936,468	239,796	2,176,264
Expenses					
General government	620,705	11,814	632,519	-	632,519
Public safety	354,258	-	354,258	-	354,258
Health and welfare	684,304	-	684,304	-	684,304
Culture, recreation, and education	177,802	-	177,802	-	177,802
Transportation	62,825	-	62,825	-	62,825
Economic development	14,422	-	14,422	-	14,422
Interest on bonds and notes payable	12,993	8,323	21,316	-	21,316
Airport	-	-	-	42,526	42,526
Hospital	-	-	-	83,855	83,855
Pure Waters	-	-	-	66,540	66,540
Nonmajor enterprise funds	-	-	-	38,352	38,352
Total Expenses	1,927,309	20,137	1,947,446	231,273	2,178,719
Changes in net position before transfers	632	(11,610)	(10,978)	8,523	(2,455)
Transfers	(13,477)	-	(13,477)	13,477	-
Changes in net position	(12,845)	(11,610)	(24,455)	22,000	(2,455)
Net position (deficit) - beginning	229,255	(291,820)	(62,565)	265,347	202,782
Net Position-Ending	\$ 216,410	\$ (303,430)	\$ (87,020)	\$ 287,347	\$ 200,327

COUNTY OF MONROE, NEW YORK
Management's Discussion and Analysis (Unaudited)
Year Ended December 31, 2025

Condensed Schedules of Revenues, Expenses and Changes in Net Position					
2024					
	Governmental Activities Excluding MTASC	MTASC	Governmental Activities Total	Business-type Activities	Total Primary Government
Revenues					
Program Revenues					
Charges for services	\$ 476,083	\$ -	\$ 476,083	\$ 189,417	\$ 665,500
Operating grants and contributions	106,773	-	106,773	1,444	108,217
Capital grants and contributions	21,400	-	21,400	23,622	45,022
General Revenues					
Taxes and other tax items	1,097,963	-	1,097,963	-	1,097,963
Tobacco settlement	-	9,632	9,632	-	9,632
Interest earnings	28,023	-	28,023	2,003	30,026
Miscellaneous revenue	20,738	-	20,738	2,200	22,938
Total Revenues	1,750,980	9,632	1,760,612	218,686	1,979,298
Expenses					
General government	525,484	11,038	536,522	-	536,522
Public safety	329,862	-	329,862	-	329,862
Health and welfare	648,502	-	648,502	-	648,502
Culture, recreation, and education	132,795	-	132,795	-	132,795
Transportation	70,776	-	70,776	-	70,776
Economic development	13,813	-	13,813	-	13,813
Interest on bonds and notes payable	12,904	8,428	21,332	-	21,332
Airport	-	-	-	40,354	40,354
Hospital	-	-	-	83,628	83,628
Pure Waters	-	-	-	65,471	65,471
Nonmajor enterprise funds	-	-	-	31,487	31,487
Total Expenses	1,734,136	19,466	1,753,602	220,940	1,974,542
Changes in net position before transfers	16,844	(9,834)	7,010	(2,254)	4,756
Transfers	(22,402)	-	(22,402)	22,402	-
Changes in net position	(5,558)	(9,834)	(15,392)	20,148	4,756
Net position-beginning, as restated	234,813	(281,986)	(47,173)	245,199	198,026
Net Position-Ending	\$ 229,255	\$ (291,820)	\$ (62,565)	\$ 265,347	\$ 202,782

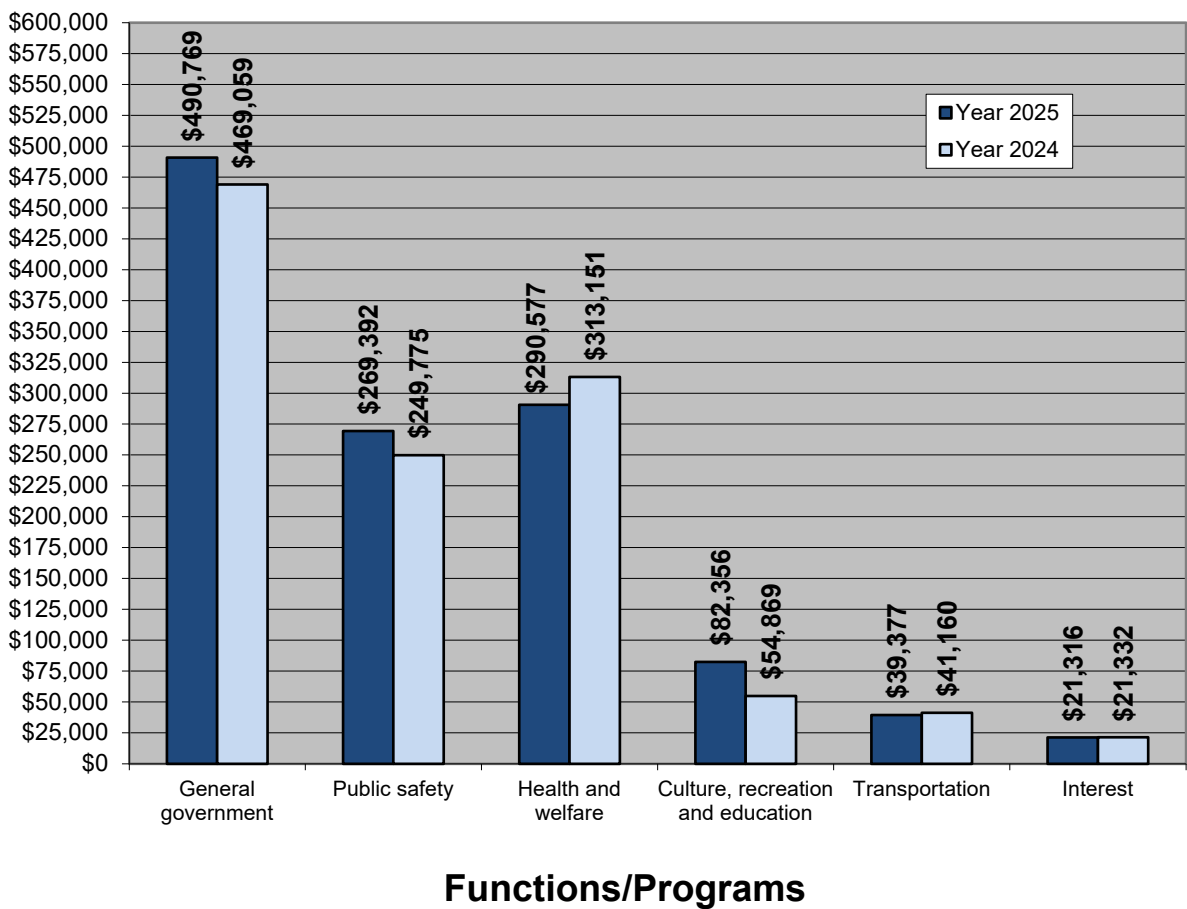
For governmental activities, net position decreased by \$24.5 million for the year ended December 31, 2025. The largest factor contributing to this decrease was the planned use of fund balance in the general fund. For 2025, \$30.8 million of fund balance was included in the adopted budget, the ultimate decrease to the overall net position was primarily offset by \$7.2 million in general fund employee benefits under budget from funded but unfilled positions. Business-type activities increased the County's net position by \$22.0 million for the year ended December 31, 2025. Net position increases were reported in all enterprise funds except for the hospital which reported a \$0.2 million decrease. See 5B of this MD&A for additional information.

COUNTY OF MONROE, NEW YORK
 Management's Discussion and Analysis (Unaudited)
 Year Ended December 31, 2025

C. Governmental Activities Net Cost

The following chart compares the net cost (defined as expenses less program revenues) of each County function/program within the governmental activities of the primary government (000's omitted):

**Primary Government
 Governmental Activities - Net Cost
 Years Ending December 31, 2025 and 2024**

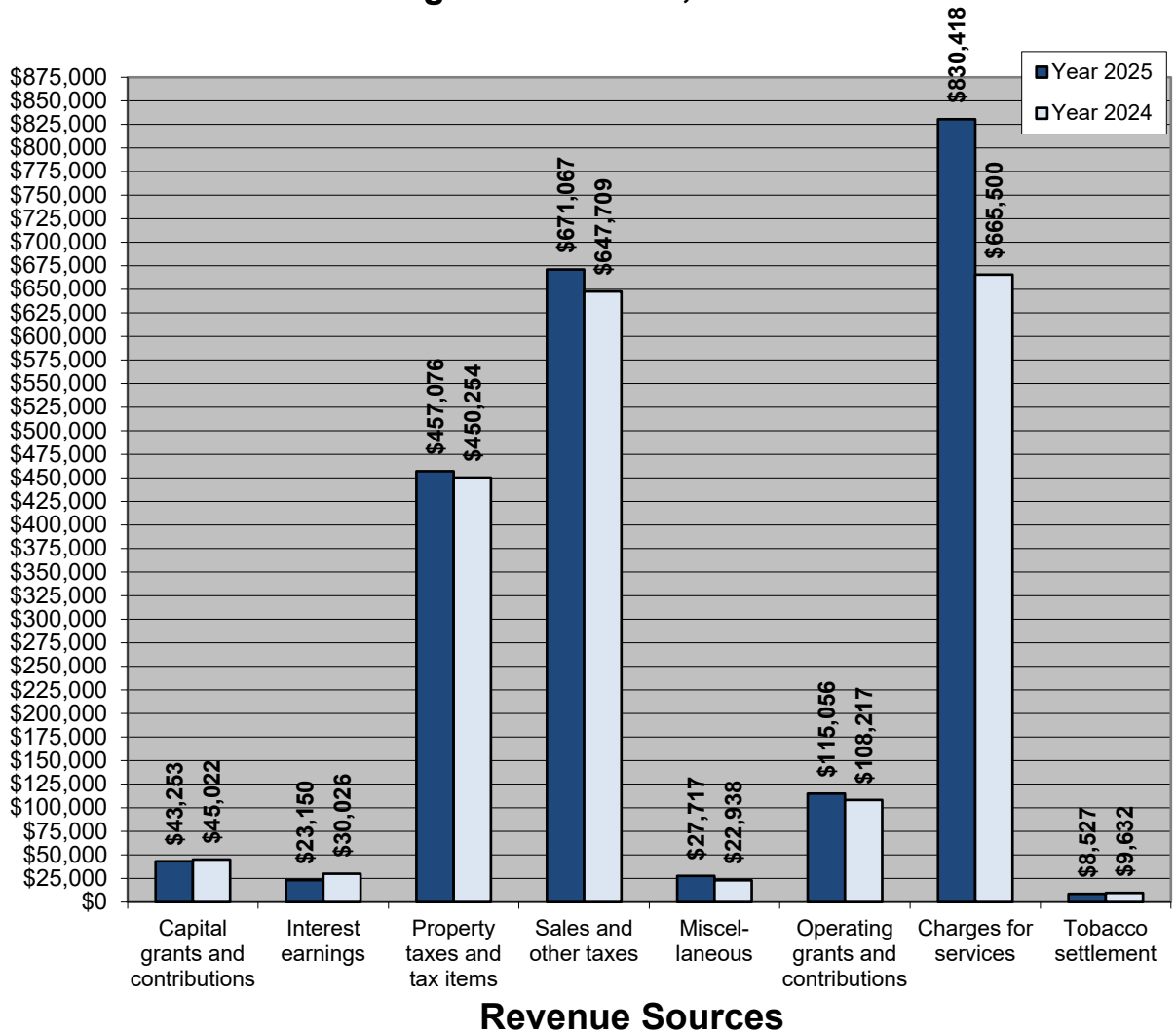


COUNTY OF MONROE, NEW YORK
Management's Discussion and Analysis (Unaudited)
Year Ended December 31, 2025

D. Revenues by Source

The following chart compares the revenue sources by category of the total primary government (governmental and business-type activities, 000's omitted):

**Primary Government
 Revenues by Source
 Years Ending December 31, 2025 and 2024**



COUNTY OF MONROE, NEW YORK
Management's Discussion and Analysis (Unaudited)
Year Ended December 31, 2025

5. Financial Analysis of the County's Funds

A. Governmental Funds

As of December 31, 2025, the County's governmental funds reported total governmental fund balances of \$331.4 million, compared to \$349.4 million as of December 31, 2024, a decrease of \$18.0 million. This decrease is a result of the County self-funding Capital Projects outside of an annual borrowing cycle and a planned spenddown of fund balance.

The County's general fund balance was \$300.1 million as of December 31, 2025, compared to the December 31, 2024 fund balance of \$307.5 million, a decrease of \$7.4 million. The unassigned fund balance of the general fund was \$70.8 million as of December 31, 2025, a \$7.6 million decrease from December 31, 2024. Combined assigned and unassigned fund balance was \$180.8 million as of December 31, 2025, compared to \$193.0 million as of December 31, 2024, a decrease of \$12.2 million.

The nonmajor governmental funds total fund balance was \$52.0 million as of December 31, 2025, compared to a total fund balance of \$43.1 million as of December 31, 2024, an increase of \$8.9 million. This increase is primarily a result of premium being received in the debt service fund and transfers into the debt service fund.

The different results of the governmental activities and governmental funds are due primarily to the basis of accounting and measurement focus of these accounting units. Items that result in differences are accounting for debt and other long term liabilities, capital assets, depreciation and inclusion of internal service funds at the governmental activities level of reporting. All of the differences are noted in detail in the reconciliations of the governmental funds balance sheet and the statement of revenues, expenditures and changes in fund balance to the statement of governmental activities.

The table below summarizes the changes in the fund balances of the County's governmental funds as follows (000's omitted):

Condensed Schedules of Governmental Funds Changes in Fund Balances

	2025	General Fund	Capital Projects	Nonmajor Funds	Total Governmental Funds
Fund balances at beginning of year		\$ 307,530	\$ (1,226)	\$ 43,070	\$ 349,374
Revenues		1,770,652	20,449	44,346	1,835,447
Expenditures		(1,712,759)	(88,288)	(101,596)	(1,902,643)
Other financing sources, net		(65,313)	48,380	66,167	49,234
Fund Balances, Ending		\$ 300,110	\$ (20,685)	\$ 51,987	\$ 331,412

Condensed Schedules of Governmental Funds Changes in Fund Balances

	2024	General Fund	Capital Projects	Nonmajor Funds	Total Governmental Funds
Fund balances at beginning of year, as previously reported		\$ 334,191	\$ -	\$ 67,801	\$ 401,992
Restatement		-	21,086	(21,086)	-
Fund balances at beginning of year, as restated		334,191	21,086	46,715	401,992
Revenues		1,661,202	15,301	47,844	1,724,347
Expenditures		(1,593,768)	(96,903)	(104,730)	(1,795,401)
Other financing sources, net		(94,095)	59,290	53,241	18,436
Fund Balances, Ending		\$ 307,530	\$ (1,226)	\$ 43,070	\$ 349,374

COUNTY OF MONROE, NEW YORK
Management's Discussion and Analysis (Unaudited)
Year Ended December 31, 2025

B. Proprietary Funds

As of December 31, 2025, the County's proprietary funds reported combined net position for the enterprise funds of \$287.3 million and a net position for the internal service funds of \$28.2 million.

The table below summarizes the changes in net position for the County's proprietary funds in 2025 and 2024 as follows (000's omitted):

	Condensed Schedules of Proprietary Funds					Governmental
	Changes in Net Position 2025					Activities
	Business-type Activities- Enterprise Funds					Internal
	Airport	Hospital	Pure Waters	Total Nonmajor Funds	Total	Service Funds
Net position (deficit) beginning	\$219,456	\$ (46,707)	\$ 85,659	\$ 6,939	\$ 265,347	\$ 35,727
Total operating revenues	25,954	69,728	74,278	39,865	209,825	81,320
Total operating expenses	(42,579)	(83,511)	(63,072)	(38,324)	(227,486)	(88,193)
Operating income (loss)	(16,625)	(13,783)	11,206	1,541	(17,661)	(6,873)
Total nonoperating revenue (expenses), net	19,543	1,612	4,730	289	26,174	(1,023)
Income (loss) before contributions and transfers	2,918	(12,171)	15,936	1,830	8,513	(7,896)
Capital contributions	-	10	-	-	10	-
Net transfers	-	11,977	-	1,500	13,477	417
Net Position (deficit) ending	\$222,374	\$ (46,891)	\$ 101,595	\$ 10,269	\$ 287,347	\$ 28,248

COUNTY OF MONROE, NEW YORK
Management's Discussion and Analysis (Unaudited)
Year Ended December 31, 2025

**Condensed Schedules of Proprietary Funds
Changes in Net Position 2024**

	Business-type Activities- Enterprise Funds					Governmental Activities
	Airport	Hospital	Pure Waters	Total Nonmajor Funds	Total	Internal Service Funds
Net Position (deficit) beginning of year, as previously reported	\$ 213,329	\$ (50,336)	\$ 81,911	\$ 4,860	\$ 249,764	\$ 34,928
Restatement	(916)	(2,110)	(1,503)	(36)	(4,565)	(731)
Net Position (deficit) beginning	212,413	(52,446)	80,408	4,824	245,199	34,197
Total operating revenues	23,610	67,425	68,726	31,725	191,486	157,192
Total operating expenses	(40,222)	(83,471)	(61,963)	(30,763)	(216,419)	(159,867)
Operating income (loss)	(16,612)	(16,046)	6,763	962	(24,933)	(2,675)
Total nonoperating revenue (expenses), net	23,655	904	(1,556)	(514)	22,489	(53)
Income (loss) before contributions and transfers	7,043	(15,142)	5,207	448	(2,444)	(2,728)
Capital contributions	-	146	44	-	190	9
Net transfers	-	20,735	-	1,667	22,402	4,249
Net Position (deficit) ending	\$ 219,456	\$ (46,707)	\$ 85,659	\$ 6,939	\$ 265,347	\$ 35,727

Proprietary Funds - Changes in Net Position:

Airport Fund: Net position increased by \$2.9 million. The 2025 operating loss of \$16.6 million is equal to the 2024 operating loss of \$16.6 million. This loss is related to the reduced, but improving, air travel activity from the COVID-19 pandemic along with increases in personnel services, contractual, depreciation and other expenses. This year's operating loss was entirely offset by other nonoperating revenues (expenses) of \$19.5 million comprised primarily of federal and state aid and passenger facility charges.

Hospital Fund: Net position decreased by \$0.2 million. The 2025 operating loss was \$13.8 million compared to the previous year's operating loss of \$16.0 million. Compared to 2024, 2025 operating revenues increased by \$2.3 million driven mainly by an increase in patient revenue. Operating expenses were flat year over year.

Pure Waters Fund: Net position increased by \$15.9 million. The 2025 operating income of \$11.2 million is \$4.4 million more than the 2024 operating income of \$6.8 million. Compared to 2024, operating revenues increased \$5.5 million in 2025 primarily due to primarily due to increased rates charged to users. Operating expenses increased \$1.1 million in 2025 driven mainly by increases in the valuation adjustment for other postemployment benefits and long term pension liability.

Nonmajor Funds: Net position increased by \$3.3 million, which is due to the Solid Waste fund's net position increasing by \$3.3 million. Operating income in the Solid Waste fund for 2024 was \$1.5 million compared to \$1.0 million in 2024.

COUNTY OF MONROE, NEW YORK
Management's Discussion and Analysis (Unaudited)
Year Ended December 31, 2025

Nonoperating revenues and (expenses) for 2025 were \$289 thousand compared to (\$517) thousand in 2023. The overall increase is primarily a result of a \$1.5 million County contribution along with increased rates on the sale of electric.

Internal Service Funds: Net position decreased by \$7.5 million. The 2025 operating loss of \$6.8 million is \$4.2 million more than the 2024 operating loss of \$2.6 million. The net position decrease is primarily related to the Risk Management fund holding the difference between actual claims and the premium equivalent which are changed to user departments.

C. General Fund Budgetary Highlights

There are two primary components of the increase between the adopted budget and the modified budget. Those two components are: (1) newly awarded state and federal funded programs and grants; and (2) grant re-appropriations representing authorized grants from the prior year that will be expended in later years of multi-year funded federal and state grants. Additional details are provided in the notes to the Required Supplementary Information on the Budget Schedule. The table below summarizes and compares actual general fund revenue on a budgetary basis by category to the adopted and modified budgets (excluding interfund transfers), as follows (000's omitted):

Condensed Schedules of General Fund Revenue						
Budgetary Basis Budget vs. Actual						
	2025			2024		
	Adopted Budget	Modified Budget	Budget Basis Actual	Adopted Budget	Modified Budget	Budget Basis Actual
Real property tax	\$ 442,172	\$ 442,172	\$ 440,544	\$ 430,236	\$ 430,236	\$ 433,465
Sales and other taxes	218,512	218,512	215,761	216,736	216,736	207,804
Federal aid	147,430	275,003	173,336	124,155	267,726	137,023
State aid	297,104	416,918	336,163	264,451	385,057	285,702
Other revenues	148,914	149,163	149,570	135,551	135,731	157,331
Total Revenue-Budgetary Basis	\$ 1,254,132	\$ 1,501,768	\$ 1,315,374	\$ 1,171,129	\$ 1,435,486	\$ 1,221,325

On a budget basis, sales tax revenue amounts reflect only the County share of the sales tax distribution.

The table below summarizes and compares actual general fund expenditures on a budgetary basis by function to the adopted and modified budgets as follows (000's omitted):

Condensed Schedules of General Fund Expenditures						
Budgetary Basis Budget vs. Actual						
	2025			2024		
	Adopted Budget	Modified Budget	Budget Basis Actual	Adopted Budget	Modified Budget	Budget Basis Actual
General government	\$ 60,705	\$ 93,889	\$ 78,039	\$ 60,326	\$ 92,426	\$ 56,235
Public safety	320,091	445,993	346,248	323,823	455,994	324,415
Transportation	3,525	3,525	3,525	3,525	3,525	3,525
Health and welfare	694,908	791,624	690,313	638,636	737,259	643,791
Culture, recreation, and education	127,398	139,019	128,028	112,872	124,987	116,290
Economic Development	-	23,193	11,328	-	32,828	9,635
Total Expenditures-Budgetary Basis	\$ 1,206,627	\$ 1,497,243	\$ 1,257,481	\$ 1,139,182	\$ 1,447,019	\$ 1,153,891

On a budget basis, general government expenditure amounts do not reflect sales tax distribution to sharing partners.

COUNTY OF MONROE, NEW YORK
Management's Discussion and Analysis (Unaudited)
Year Ended December 31, 2025

6. Capital Assets and Debt Administration

A. Capital Assets

At the end of 2025, the County had invested \$1.4 billion in a broad range of capital assets, including \$359.2 million in infrastructure, net of depreciation/amortization, which includes bridges, culverts and sewers. This remains comparable to the \$1.3 billion amount invested at the end of 2024. The table below summarizes capital assets by classification as follows (000's omitted):

Condensed Schedules of Capital Assets

	2025		
	Governmental Activities	Business-type Activities	Total Primary Government
Land	\$ 29,568	\$ 28,236	\$ 57,804
Assets under construction	168,551	98,799	267,350
Buildings	214,129	264,153	478,282
Infrastructure	1,087,961	686,553	1,774,514
Improvements other than buildings	367,959	698,320	1,066,279
Machinery and equipment	240,489	125,637	366,126
Total capital assets	2,108,657	1,901,698	4,010,355
Accumulated depreciation	(1,299,232)	(1,439,848)	(2,739,080)
Total owned assets, net	809,425	461,850	1,271,275
Lease assets			
Land	2,828	-	2,828
Buildings	13,195	-	13,195
Machinery and equipment	1,571	106	1,677
Other	72,926	-	72,926
Total lease assets	90,520	106	90,626
Accumulated amortization	(21,915)	(39)	(21,954)
Total lease assets, net	68,605	67	68,672
Subscription-based information technology arrangements (SBITA)			
	21,376	34	21,410
Accumulated amortization	(5,518)	(18)	(5,536)
Total subscription-based information technology arrangements (SBITA), Net	15,858	16	15,874
Total net capital assets	\$ 893,888	\$ 461,933	\$ 1,355,821

COUNTY OF MONROE, NEW YORK
Management's Discussion and Analysis (Unaudited)
Year Ended December 31, 2025

	2024		
	Governmental Activities	Business-type Activities	Total Primary Government
Land	\$ 29,546	\$ 28,236	\$ 57,782
Assets under construction	166,183	95,980	262,163
Buildings	214,129	264,153	478,282
Infrastructure	1,087,802	686,553	1,774,355
Improvements other than buildings	340,816	661,371	1,002,187
Machinery and equipment	222,041	122,130	344,171
Total capital assets	2,060,517	1,858,423	3,918,940
Accumulated depreciation	(1,268,588)	(1,408,684)	(2,677,272)
Total owned assets, net	791,929	449,739	1,241,668
Lease assets			
Land	2,828	-	2,828
Buildings	13,195	-	13,195
Machinery and equipment	1,571	24	1,595
Other	59,736	-	59,736
Total lease assets	77,330	24	77,354
Accumulated amortization	(15,875)	(15)	(15,890)
Total lease assets, net	61,455	9	61,464
Subscription-based information technology arrangements (SBITA)	16,364	34	16,398
Accumulated amortization	(2,163)	(7)	(2,170)
Total subscription-based information technology arrangements (SBITA), Net	14,201	27	14,228
Total net capital assets	\$ 867,585	\$ 449,775	\$ 1,317,360

On July 8, 2025, the County Legislature adopted the 2026 - 2031 Capital Improvement Program (CIP).

More detailed information about the County's capital assets are presented in Note 9 to the financial statements.

COUNTY OF MONROE, NEW YORK
Management's Discussion and Analysis (Unaudited)
Year Ended December 31, 2025

B. Debt Administration

At year-end, total debt payable for the primary government was \$837.7 million. General obligation debt totaled \$512.6 million. The amount of outstanding general obligation debt excludes the debt of MTASC.

The table below summarizes the County's outstanding debt for the primary government, as reported in the statement of net position as follows (000's omitted):

Condensed Schedules of Outstanding Debt						
2025						
	Governmental Activities Excluding MTASC	MTASC	Total Governmental Activities	Business- type Activities	Total Primary Government	Percent of Total
General Obligation Debt						
Total bonds payable	\$ 364,260	\$ -	\$ 364,260	\$ 148,307	\$ 512,567	61.2%
Total general obligation debt	364,260	-	364,260	148,307	512,567	61.2%
Non General Obligation debt	-	325,167	325,167	-	325,167	38.8%
Total Debt Payable	\$ 364,260	\$ 325,167	\$ 689,427	\$ 148,307	\$ 837,734	100.0%
Total current debt payable	\$ 37,121	\$ -	\$ 37,121	\$ 16,507	\$ 53,628	6.4%
Total long-term debt payable	327,139	325,167	652,306	131,800	784,106	93.6%
Total Debt Payable	\$ 364,260	\$ 325,167	\$ 689,427	\$ 148,307	\$ 837,734	100.0%
2024						
	Governmental Activities Excluding MTASC	MTASC	Total Governmental Activities	Business- type Activities	Total Primary Government	Percent of Total
General Obligation Debt						
Total bonds payable	\$ 347,193	\$ -	\$ 347,193	\$ 148,349	\$ 495,542	61.2%
Total general obligation debt	347,193	-	347,193	148,349	495,542	61.2%
Non General Obligation Debt	-	314,771	314,771	-	314,771	38.8%
Total Debt Payable	\$ 347,193	\$ 314,771	\$ 661,964	\$ 148,349	\$ 810,313	100.0%
Total current debt payable	\$ 40,663	\$ -	\$ 40,663	\$ 17,682	\$ 58,345	7.2%
Total long-term debt payable	306,530	314,771	621,301	130,667	751,968	92.8%
Total Debt Payable	\$ 347,193	\$ 314,771	\$ 661,964	\$ 148,349	\$ 810,313	100.0%

COUNTY OF MONROE, NEW YORK
Management's Discussion and Analysis (Unaudited)
Year Ended December 31, 2025

The County issued a total of \$75.2 million of debt obligations in 2025. This was comprised of a \$75.2 million public improvement bond. Additionally, the \$75.2 million public improvement bond was issued with \$6.8 million of premium. At December 31, 2025, \$403.1 million of debt remained authorized and unissued for various capital projects.

More detailed information about the County's debt obligations is presented in Note 10 to the financial statements.

8. Contacting the County's Financial Management

These financial statements are designed to provide our citizens, taxpayers, customers, investors and creditors with a general overview of the County's finances and to demonstrate the County's accountability for the money it receives. If you have questions about this report, please contact the County of Monroe Department of Finance, 39 West Main St. Room 402, Rochester, New York 14614 or visit the website at <https://www.monroecounty.gov/finance-index.php>.

BASIC FINANCIAL STATEMENTS

COUNTY OF MONROE, NEW YORK
STATEMENT OF NET POSITION
AS OF DECEMBER 31, 2025
(000's Omitted)

	Primary Government			Component Units
	Governmental Activities	Business-type Activities	Total	
ASSETS				
Current assets:				
Cash and cash equivalents	\$ 249,133	\$ 47,168	\$ 296,301	\$ 115,523
Custodial accounts	-	1,319	1,319	-
Investments	-	-	-	157,234
Accounts receivable, net	105,243	10,419	115,662	35,692
Internal balances	22,750	(22,750)	-	-
Lease receivable	310	-	310	7,799
Due from other governments	297,981	26,002	323,983	-
Inventories	4,135	2,168	6,303	3,302
Other	18,631	2,535	21,166	17,101
Total current assets	698,183	66,861	765,044	336,651
Noncurrent assets:				
Restricted assets:				
Cash and cash equivalents	68,368	12,758	81,126	1,998
Investments	-	-	-	63,332
Funds held by trustee	-	-	-	15,885
Securities in lieu of retained percentages	-	77	77	-
Lease receivable	2,125	-	2,125	22,820
Capital assets not being depreciated	198,119	127,035	325,154	53,220
Capital assets, net of accumulated depreciation/amortization	695,769	334,897	1,030,666	613,291
Net pension asset	-	-	-	3,166
Other	-	1,055	1,055	1,991
Total noncurrent assets	964,381	475,822	1,440,203	775,703
Total assets	1,662,564	542,683	2,205,247	1,112,354
DEFERRED OUTFLOWS OF RESOURCES				
Deferred loss on refunding	-	-	-	277
Pension related	107,451	29,664	137,115	13,421
Other postemployment benefits related	52,640	8,145	60,785	26,437
Total deferred outflows of resources	160,091	37,809	197,900	40,135
LIABILITIES				
Current liabilities:				
Accounts payable and accrued liabilities	178,505	28,175	206,680	33,402
Accrued interest payable	4,079	861	4,940	2,527
Due to other governments	141,273	-	141,273	-
Patient funds held in trust	-	1,319	1,319	-
Unearned revenue	94,284	114	94,398	18,550
Other	-	-	-	274
Current portion of:				
Leases payable	5,323	17	5,340	191
Subscription-based information technology arrangements payable	3,284	11	3,295	-
Bonds payable	37,121	16,507	53,628	6,965
Total other postemployment benefits	31,303	5,266	36,569	6,286
Total current liabilities	495,172	52,270	547,442	68,195
Noncurrent liabilities:				
Leases payable	67,971	50	68,021	571
Subscription-based information technology arrangements payable	12,612	-	12,612	-
Bonds payable	652,306	131,800	784,106	142,348
Net pension liability	165,291	45,546	210,837	24,877
Total other postemployment benefits	368,354	40,471	408,825	206,794
Other long-term liabilities	48,140	3,930	52,070	2,740
Total noncurrent liabilities	1,314,674	221,797	1,536,471	377,330
Total liabilities	1,809,846	274,067	2,083,913	445,525
DEFERRED INFLOWS OF RESOURCES				
Lease related	1,599	-	1,599	29,923
Deferred gain on refunding	176	224	400	-
Pension related	14,337	3,916	18,253	4,212
Other postemployment benefits related	70,961	14,938	85,899	86,031
Deferred revenue	-	-	-	2,762
Community Development loan repayments	12,756	-	12,756	-
Total deferred inflows of resources	99,829	19,078	118,907	122,928
NET POSITION				
Net investment in capital assets	537,475	310,955	848,430	521,787
Restricted for:				
Debt service	20,462	208	20,670	41,756
Capital projects	-	660	660	-
Grants and other purposes	52,787	-	52,787	-
Passenger facility charges	-	-	-	412
Unrestricted (deficit)	(697,744)	(24,476)	(722,220)	20,081
Total net position (deficit)	\$ (87,020)	\$ 287,347	\$ 200,327	\$ 584,036

The notes to the basic financial statements are an integral part of this statement.

COUNTY OF MONROE, NEW YORK
STATEMENT OF ACTIVITIES
FOR THE YEAR ENDED DECEMBER 31, 2025
(000's Omitted)

Function/Programs	Program Revenues				Net (Expense) Revenue and Changes in Net Position			Component Units
	Expenses	Charges for Services	Operating Grants and Contributions	Capital Grants and Contributions	Primary Government			
					Governmental Activities	Business-type Activities	Total	
Primary government:								
Governmental activities:								
General government	\$ 632,519	\$ 107,313	\$ 33,771	\$ 666	\$ (490,769)	\$ -	\$ (490,769)	
Public safety	354,258	72,260	10,839	1,767	(269,392)	-	(269,392)	
Health and welfare	684,304	382,102	11,625	-	(290,577)	-	(290,577)	
Culture, recreation and education	177,802	43,954	37,610	13,882	(82,356)	-	(82,356)	
Transportation	62,825	6,189	10,201	7,058	(39,377)	-	(39,377)	
Economic development	14,422	11,328	3,094	-	-	-	-	
Interest on bonds and notes payable	21,316	-	-	-	(21,316)	-	(21,316)	
Total governmental activities	<u>1,947,446</u>	<u>623,146</u>	<u>107,140</u>	<u>23,373</u>	<u>(1,193,787)</u>	<u>-</u>	<u>(1,193,787)</u>	
Business-type activities:								
Major enterprise funds:								
Airport	42,526	25,954	44	19,446	-	2,918	2,918	
Hospital	83,855	68,153	1,431	409	-	(13,862)	(13,862)	
Pure Waters	66,540	74,224	6,311	25	-	14,020	14,020	
Nonmajor enterprise funds	<u>38,352</u>	<u>38,941</u>	<u>130</u>	<u>-</u>	<u>-</u>	<u>719</u>	<u>719</u>	
Total business-type activities	<u>231,273</u>	<u>207,272</u>	<u>7,916</u>	<u>19,880</u>	<u>-</u>	<u>3,795</u>	<u>3,795</u>	
Total primary government	<u>\$ 2,178,719</u>	<u>\$ 830,418</u>	<u>\$ 115,056</u>	<u>\$ 43,253</u>	<u>(1,193,787)</u>	<u>3,795</u>	<u>(1,189,992)</u>	
Component units:								
Major component units:								
Community College	\$ 177,591	\$ 32,741	\$ 135,206	\$ 14,649				\$ 5,005
Airport Authority	34,348	33,928	-	2				(418)
Water Authority	95,869	103,416	-	5,885				13,432
Nonmajor component unit	<u>9,134</u>	<u>1,429</u>	<u>5,092</u>	<u>-</u>				<u>(2,613)</u>
Total component units	<u>\$ 316,942</u>	<u>\$ 171,514</u>	<u>\$ 140,298</u>	<u>\$ 20,536</u>				<u>15,406</u>
General revenues:								
Taxes:								
Property tax and tax items					457,076	-	457,076	-
Sales and other taxes					671,067	-	671,067	-
Tobacco settlement revenues					8,527	-	8,527	-
Interest earnings					21,158	1,992	23,150	14,722
Miscellaneous revenue					24,981	2,736	27,717	1,639
Transfers					(13,477)	13,477	-	-
Total general revenues and transfers					<u>1,169,332</u>	<u>18,205</u>	<u>1,187,537</u>	<u>16,361</u>
Change in net position					<u>(24,455)</u>	<u>22,000</u>	<u>(2,455)</u>	<u>31,767</u>
Net position (deficit) - beginning					<u>(62,565)</u>	<u>265,347</u>	<u>202,782</u>	<u>552,269</u>
Net position (deficit) - ending					<u>\$ (87,020)</u>	<u>\$ 287,347</u>	<u>\$ 200,327</u>	<u>\$ 584,036</u>

The notes to the basic financial statements are an integral part of this statement.

**COUNTY OF MONROE, NEW YORK
BALANCE SHEET
GOVERNMENTAL FUNDS
AS OF DECEMBER 31, 2025
(000's Omitted)**

	<u>General</u>	<u>Capital Projects</u>	<u>Nonmajor Governmental Funds</u>	<u>Total Governmental Funds</u>
ASSETS				
Cash and cash equivalents	\$ 194,394	\$ -	\$ 32,715	\$ 227,109
Accounts receivables, net:				
Taxes and assessments	26,571	-	-	26,571
Returned school taxes	27,244	-	-	27,244
Other receivables	28,560	49	22,803	51,412
Lease receivable	619	-	-	619
Due from other funds	92,774	-	7,687	100,461
Due from other governments:				
State and Federal - social services	108,642	-	-	108,642
State and Federal - other	135,399	11,266	11,067	157,732
Local governments	28,059	1,915	351	30,325
Inventories	2,049	-	1,149	3,198
Restricted assets:				
Cash and cash equivalents	-	35,922	20,462	56,384
Other assets	16,252	-	178	16,430
Total assets	<u>\$ 660,563</u>	<u>\$ 49,152</u>	<u>\$ 96,412</u>	<u>\$ 806,127</u>
LIABILITIES, DEFERRED INFLOWS OF RESOURCES AND FUND BALANCES				
Liabilities:				
Accounts payable and accrued liabilities	\$ 82,680	\$ 10,626	\$ 3,884	\$ 97,190
Due to other funds	-	59,211	18,000	77,211
Due to other governments	140,470	-	803	141,273
Unearned revenue	94,216	-	68	94,284
Total liabilities	<u>317,366</u>	<u>69,837</u>	<u>22,755</u>	<u>409,958</u>
Deferred inflows of resources:				
Lease related	1,210	-	-	1,210
Community Development loan repayments	-	-	12,756	12,756
Deferred property tax revenue	23,561	-	-	23,561
Opioid settlement revenue	16,882	-	-	16,882
E-Cigarette vaping settlement revenue	1,434	-	-	1,434
Tobacco settlement revenue	-	-	8,914	8,914
Total deferred inflows of resources	<u>43,087</u>	<u>-</u>	<u>21,670</u>	<u>64,757</u>
Fund balances:				
Nonspendable	30,817	-	1,326	32,143
Restricted	30,988	57,471	28,317	116,776
Committed	57,514	-	2,872	60,386
Assigned	110,039	-	20,776	130,815
Unassigned	70,752	(78,156)	(1,304)	(8,708)
Total fund balances	<u>300,110</u>	<u>(20,685)</u>	<u>51,987</u>	<u>331,412</u>
Total liabilities, deferred inflows of resources and fund balances	<u>\$ 660,563</u>	<u>\$ 49,152</u>	<u>\$ 96,412</u>	<u>\$ 806,127</u>

The notes to the basic financial statements are an integral part of this statement.

COUNTY OF MONROE, NEW YORK
RECONCILIATION OF THE GOVERNMENTAL FUNDS BALANCE SHEET
TO THE STATEMENT OF NET POSITION
AS OF DECEMBER 31, 2025
(000's Omitted)

Total fund balances - governmental funds \$ 331,412

Amounts reported for governmental activities in the statement of net position are different because:

Capital assets of \$1,841,409 net of accumulated depreciation and amortization of \$1,099,511, used in governmental activities are not financial resources and, therefore, are not reported in the funds. These assets consist of:

Nondepreciable assets:			
Land	28,937		
Assets under construction	126,995		
	155,932		
Depreciable assets:			
Buildings	138,205		
Infrastructure	1,087,961		
Improvements other than buildings	226,352		
Machinery and equipment	187,783		
Accumulated depreciation	(1,109,175)		
	531,126		
Lease Assets:			
Land use	2,828		
Buildings	4,562		
Machinery and equipment	1,391		
Other	72,928		
Accumulated amortization	(14,908)		
	66,801		
Subscription-based information technology arrangements (SBITA):			
SBITA	3,032		
Accumulated amortization	(1,287)		
	1,745		
Total capital assets, net			755,604

Internal service funds are used by management to charge the costs of certain activities to individual funds. The assets, deferred outflows, liabilities and deferred inflows of the internal service funds are included in governmental activities in the statement of net position. 28,248

Some of the County's revenues will be collected after year-end but are not available soon enough to pay for the current period's expenditures and therefore are not reported or are deferred in the funds. 52,117

Deferred inflows and outflows of resources amortized over multiple years are not reported in the funds. Those items included in the governmental activities in the statement of net position consist of:

Deferred gain on refunding	(138)	
Total deferred inflows/outflows of resources	(138)	(138)

Some liabilities and deferred inflows and outflows of resources are not due and payable or available in the current period and therefore are not reported in the funds. Those included in the governmental activities in the statement of net position consist of:

Compensated absences	(74,130)	
Bonds payable	(618,758)	
Leases payable	(71,262)	
SBITA payable	(1,587)	
Accrued interest on bonds	(2,577)	
Accrued interest on leases	(400)	
Accrued interest on SBITA	(47)	
Long-term retirement costs	(65,922)	
Other postemployment benefits	(410,543)	
Federal, State and other liabilities	(9,037)	
Total liabilities and deferred inflows and outflows of resources	(1,254,263)	(1,254,263)

Net position of governmental activities \$ (87,020)

The notes to the basic financial statements are an integral part of this statement.

COUNTY OF MONROE, NEW YORK
STATEMENT OF REVENUES, EXPENDITURES AND CHANGES IN FUND BALANCES
GOVERNMENTAL FUNDS
FOR THE YEAR ENDED DECEMBER 31, 2025
(000's Omitted)

	<u>General</u>	<u>Capital Projects</u>	<u>Nonmajor Governmental Funds</u>	<u>Total Governmental Funds</u>
REVENUES:				
Real property tax	\$ 440,544	\$ -	\$ -	\$ 440,544
Sales and other taxes	671,067	-	-	671,067
Federal aid	173,336	5,068	4,501	182,905
State aid	336,163	13,996	15,582	365,741
Charges for services	28,424	592	6,338	35,354
Intergovernmental	51,009	-	3,760	54,769
Interdepartmental	4,926	-	-	4,926
Use of money and property	28,532	-	1,414	29,946
Repayments and refunds	15,039	-	79	15,118
Payments in lieu of taxes	6,776	-	-	6,776
Tobacco settlement	-	-	8,951	8,951
Miscellaneous	14,836	793	3,721	19,350
	<u>1,770,652</u>	<u>20,449</u>	<u>44,346</u>	<u>1,835,447</u>
Total revenues				
EXPENDITURES:				
Current:				
General government	533,345	-	203	533,548
Public safety	346,248	-	3,911	350,159
Health and welfare	690,285	-	-	690,285
Culture, recreation and education	128,028	-	12,326	140,354
Transportation	3,525	-	28,824	32,349
Economic development	11,328	-	3,094	14,422
Debt service:				
Principal retirement	-	-	34,483	34,483
Bond issuance costs	-	-	125	125
Interest and fiscal charges	-	-	18,630	18,630
Capital outlays	-	88,288	-	88,288
	<u>1,712,759</u>	<u>88,288</u>	<u>101,596</u>	<u>1,902,643</u>
Total expenditures				
Excess (deficiency) of revenues over (under) expenditures	<u>57,893</u>	<u>(67,839)</u>	<u>(57,250)</u>	<u>(67,196)</u>
OTHER FINANCING SOURCES (USES):				
Bonds issued	-	43,847	-	43,847
Premium on bonds issued	-	-	4,175	4,175
Leases (as lessee)	13,426	-	-	13,426
Subscription-based information technology arrangements	1,255	-	425	1,680
Transfers in	-	8,993	81,021	90,014
Transfers out	(79,994)	(4,460)	(19,454)	(103,908)
	<u>(65,313)</u>	<u>48,380</u>	<u>66,167</u>	<u>49,234</u>
Total other financing sources (uses)				
Changes in fund balances	(7,420)	(19,459)	8,917	(17,962)
Fund balances at beginning of year	<u>307,530</u>	<u>(1,226)</u>	<u>43,070</u>	<u>349,374</u>
Fund balances at end of year	<u>\$ 300,110</u>	<u>\$ (20,685)</u>	<u>\$ 51,987</u>	<u>\$ 331,412</u>

The notes to the basic financial statements are an integral part of this statement.

COUNTY OF MONROE, NEW YORK
RECONCILIATION OF THE STATEMENT OF REVENUES, EXPENDITURES AND CHANGES IN FUND BALANCES
OF GOVERNMENTAL FUNDS TO THE STATEMENT OF ACTIVITIES
FOR THE YEAR ENDED DECEMBER 31, 2025
(000's Omitted)

Net change in fund balances - total governmental funds \$ (17,962)

Amounts reported for governmental activities in the statement of activities are different because:

The issuance of debt provides current financial resources to governmental funds. Also, governmental funds report the effect of refunding gain/loss, accreted interest and similar items when debt is first issued, whereas these amounts are deferred and amortized in the statement of activities.

Proceeds of bonds	(43,847)	
Deferred refunding gain/loss, net	106	
Interest accreted on capital appreciation debt, net	(11,649)	
Net proceeds/additions	(55,390)	(55,390)

Repayment of bond principal and related activity is reported as an expenditure and an other financing use in governmental funds and, thus, has the effect of reducing fund balance because current financial resources have been used. The principal payments reduce the liabilities in the statement of net position and do not result in an expense in the statement of activities. Also, governmental funds report the effect of premiums, discounts and similar items when debt is first issued, whereas these amounts are deferred and amortized in the statement of activities.

Principal retirement	34,483	
Premium/Discount on bond issuance	(117)	
Total repayments/deductions	34,366	34,366

Internal service funds are used by management to charge the costs of certain activities to individual funds. The change in net position of the internal service funds is reported in governmental activities.

(7,479)

Some revenues will not be collected for several months after the County's fiscal year end. They are not considered available revenues and are reported as deferred inflows of resources in the governmental funds. Deferred inflows of resources increased by this amount this year.

799

Governmental funds report capital outlays as expenditures. However, in the statement of activities the cost of those assets is allocated over their estimated useful lives.

Capital outlays	62,517	
Capital grants and contributions	2,254	
Loss on retirement of capital assets	(3,454)	
Depreciation expense	(42,406)	
Amortization expense	(5,205)	
Excess(deficiency) of capital outlays over depreciation/amortization expense	13,706	13,706

Certain expenses reported in the statement of activities do not require the use of current financial resources and therefore are not reported as expenditures in governmental funds. These activities consist of:

Change in accrued bond interest	(343)	
Change in accrued lease interest	(169)	
Change in accrued SBITA interest	(33)	
Change in leases payable	(9,736)	
Change in SBITA payable	(937)	
Change in compensated absences	(7,468)	
Change in long-term retirement costs	8,566	
Change in postemployment benefits other than pensions	15,973	
Change in Federal, State and other liabilities	1,652	
Total additional expenditures	7,505	7,505

Change in net position of governmental activities \$ (24,455)

The notes to the basic financial statements are an integral part of this statement.

COUNTY OF MONROE, NEW YORK
STATEMENT OF NET POSITION
PROPRIETARY FUNDS
AS OF DECEMBER 31, 2025
(000's Omitted)

	Business-type Activities - Enterprise Funds				Governmental Activities	
	Airport	Hospital	Pure Waters	Total Nonmajor Funds	Total Enterprise Funds	Internal Service Funds
ASSETS						
Current assets:						
Cash and cash equivalents	\$ 160	\$ 365	\$ 46,401	\$ 242	\$ 47,168	\$ 22,024
Custodial accounts	-	1,319	-	-	1,319	-
Accounts receivables, net	995	6,843	497	2,084	10,419	16
Lease receivable	-	-	-	-	-	310
Due from other governments:						
State and Federal - other	6,635	169	2,846	213	9,863	1,031
Local governments	9,746	-	107	6,286	16,139	251
Inventories	-	419	1,474	275	2,168	937
Other assets	310	1,229	492	504	2,535	2,201
Total current assets	<u>17,846</u>	<u>10,344</u>	<u>51,817</u>	<u>9,604</u>	<u>89,611</u>	<u>26,770</u>
Noncurrent assets:						
Estimated third party settlements	-	1,055	-	-	1,055	-
Restricted assets:						
Cash and cash equivalents	-	1,317	10,622	819	12,758	11,984
Securities in lieu of retained percentages	-	-	77	-	77	-
Lease receivable	-	-	-	-	-	1,390
Capital assets not being depreciated	59,428	4,327	55,789	7,491	127,035	42,187
Capital assets, net of accumulated depreciation/amortization	174,432	14,753	142,441	3,271	334,897	96,097
Total noncurrent assets	<u>233,860</u>	<u>21,452</u>	<u>208,929</u>	<u>11,581</u>	<u>475,822</u>	<u>151,658</u>
Total assets	<u>251,706</u>	<u>31,796</u>	<u>260,746</u>	<u>21,185</u>	<u>565,433</u>	<u>178,428</u>
DEFERRED OUTFLOWS OF RESOURCES						
Pension related	4,143	21,507	3,154	860	29,664	9,033
Other postemployment benefits related	1,355	3,902	2,833	55	8,145	2,545
Total deferred outflows of resources	<u>\$ 5,498</u>	<u>\$ 25,409</u>	<u>\$ 5,987</u>	<u>\$ 915</u>	<u>\$ 37,809</u>	<u>\$ 11,578</u>

(continued)

COUNTY OF MONROE, NEW YORK
STATEMENT OF NET POSITION
PROPRIETARY FUNDS
AS OF DECEMBER 31, 2025
(000's Omitted)

	Business-type Activities - Enterprise Funds					Governmental
	Airport	Hospital	Pure Waters	Total Nonmajor Funds	Total Enterprise Funds	Internal Service Funds
LIABILITIES						
Current liabilities:						
Accounts payable and accrued liabilities	\$ 4,567	\$ 10,477	\$ 9,836	\$ 3,295	\$ 28,175	\$ 44,904
Accrued interest payable	26	200	609	26	861	1,055
Due to other funds	4,800	-	-	4,950	9,750	500
Patient funds held in trust	-	1,319	-	-	1,319	-
Unearned revenue	-	114	-	-	114	-
Current portion of:						
Leases payable	-	1	16	-	17	1,985
Subscription-based information technology arrangements payable	-	11	-	-	11	2,658
Bonds payable	3,245	2,191	10,961	110	16,507	6,292
Total other postemployment benefits	817	2,427	1,984	38	5,266	1,191
Total current liabilities	13,455	16,740	23,406	8,419	62,020	58,585
Noncurrent liabilities:						
Due to other funds	-	13,000	-	-	13,000	-
Leases payable	-	-	50	-	50	47
Subscription-based information technology arrangements payable	-	-	-	-	-	11,651
Bonds payable	3,839	11,631	114,565	1,765	131,800	64,377
Net pension liability	5,798	33,495	4,913	1,340	45,546	14,068
Total other postemployment benefits	8,197	16,996	15,218	60	40,471	4,851
Other long-term liabilities	766	1,795	1,341	28	3,930	1,384
Total noncurrent liabilities	18,600	76,917	136,087	3,193	234,797	96,378
Total liabilities	32,055	93,657	159,493	11,612	296,817	154,963
DEFERRED INFLOWS OF RESOURCES						
Lease related	-	-	-	-	-	1,599
Deferred gain on refunding	140	3	80	1	224	38
Pension related	469	2,905	426	116	3,916	1,220
Other postemployment benefits related	2,166	7,531	5,139	102	14,938	3,938
Total deferred inflows of resources	2,775	10,439	5,645	219	19,078	6,795
NET POSITION						
Net investment in capital assets	223,866	6,292	71,881	8,916	310,955	58,724
Restricted for:						
Debt service	-	2	206	-	208	-
Capital projects	-	-	-	660	660	-
Unrestricted (deficit)	(1,492)	(53,185)	29,508	693	(24,476)	(30,476)
Total net position (deficit)	\$ 222,374	\$ (46,891)	\$ 101,595	\$ 10,269	\$ 287,347	\$ 28,248

The notes to the basic financial statements are an integral part of this statement.

COUNTY OF MONROE, NEW YORK
STATEMENT OF REVENUES, EXPENSES AND CHANGES IN NET POSITION
PROPRIETARY FUNDS
FOR THE YEAR ENDED DECEMBER 31, 2025
(000's Omitted)

	Business-type Activities - Enterprise Funds					Governmental Activities
	Airport	Hospital	Pure Waters	Total Nonmajor Funds	Total Enterprise Funds	Internal Service Funds
Operating revenues:						
Charges for services	\$ 25,935	\$ 68,009	\$ 74,029	\$ 38,941	\$ 206,914	\$ 324
Interdepartmental	-	-	165	-	165	80,640
Repayments and refunds	19	144	30	-	193	17
Miscellaneous	-	1,575	54	924	2,553	339
Total operating revenues	<u>25,954</u>	<u>69,728</u>	<u>74,278</u>	<u>39,865</u>	<u>209,825</u>	<u>81,320</u>
Operating expenses:						
Personnel services	7,705	40,690	13,783	325	62,503	10,965
Employee benefits	3,734	10,370	6,673	363	21,140	4,023
Contractual	5,124	15,524	15,289	37,182	73,119	50,221
Depreciation and amortization	17,017	2,438	13,679	260	33,394	14,247
Other	8,999	14,489	13,648	194	37,330	8,737
Total operating expenses	<u>42,579</u>	<u>83,511</u>	<u>63,072</u>	<u>38,324</u>	<u>227,486</u>	<u>88,193</u>
Operating income (loss)	<u>(16,625)</u>	<u>(13,783)</u>	<u>11,206</u>	<u>1,541</u>	<u>(17,661)</u>	<u>(6,873)</u>
Nonoperating revenues (expenses):						
Federal aid	9	1,208	6,214	3	7,434	53
State aid	-	210	97	127	434	972
Use of money and property	-	126	1,862	4	1,992	498
Interest and fiscal charges	58	(340)	(3,297)	(28)	(3,607)	(2,548)
Gain (loss) on disposal of capital assets	(5)	(4)	(1)	-	(10)	-
Other income (expense)	35	13	(170)	183	61	2
Capital projects:						
Federal aid	8,712	-	-	-	8,712	-
State aid	4,841	-	-	-	4,841	-
Local share and passenger facility charges	5,893	-	-	-	5,893	-
Other	-	399	25	-	424	-
Total nonoperating revenues (expenses)	<u>19,543</u>	<u>1,612</u>	<u>4,730</u>	<u>289</u>	<u>26,174</u>	<u>(1,023)</u>
Income (loss) before contributions and transfers	<u>2,918</u>	<u>(12,171)</u>	<u>15,936</u>	<u>1,830</u>	<u>8,513</u>	<u>(7,896)</u>
Contributions and transfers:						
Capital contributions	-	10	-	-	10	-
Transfers in	-	12,671	-	1,500	14,171	649
Transfers out	-	(694)	-	-	(694)	(232)
Total contributions and transfers	<u>-</u>	<u>11,987</u>	<u>-</u>	<u>1,500</u>	<u>13,487</u>	<u>417</u>
Change in net position (deficit)	<u>2,918</u>	<u>(184)</u>	<u>15,936</u>	<u>3,330</u>	<u>22,000</u>	<u>(7,479)</u>
Net position (deficit) - beginning	<u>219,456</u>	<u>(46,707)</u>	<u>85,659</u>	<u>6,939</u>	<u>265,347</u>	<u>35,727</u>
Net position (deficit) - ending	<u>\$ 222,374</u>	<u>\$ (46,891)</u>	<u>\$ 101,595</u>	<u>\$ 10,269</u>	<u>\$ 287,347</u>	<u>\$ 28,248</u>

The notes to the basic financial statements are an integral part of this statement.

COUNTY OF MONROE, NEW YORK
STATEMENT OF CASH FLOWS
PROPRIETARY FUNDS
FOR THE YEAR ENDED DECEMBER 31, 2025
(000's Omitted)

	Business-type Activities - Enterprise Funds					Governmental Activities
	Airport	Hospital	Pure Waters	Total Nonmajor Funds	Total Enterprise Funds	Internal Service Funds
CASH FLOWS FROM OPERATING ACTIVITIES						
Cash received from providing services	\$ 25,445	\$ 69,253	\$ 74,079	\$ 37,882	\$ 206,659	\$ 774
Cash received from other funds for services	-	-	165	-	165	68,580
Payments to or on behalf of employees	(11,392)	(54,646)	(20,757)	(504)	(87,299)	(15,470)
Payments to suppliers	(7,630)	(21,797)	(23,335)	(37,098)	(89,860)	(23,972)
Payments for interfund services	(8,219)	(6,297)	(3,472)	(180)	(18,168)	(5,404)
Payments lease related	-	-	-	-	-	(11)
Claims paid	-	-	-	-	-	(19,204)
Other receipts (payments)	19	1,134	381	1,078	2,612	(755)
Net cash provided by (used in) operating activities	<u>(1,777)</u>	<u>(12,353)</u>	<u>27,061</u>	<u>1,178</u>	<u>14,109</u>	<u>4,538</u>
CASH FLOWS FROM NONCAPITAL FINANCING ACTIVITIES						
Federal aid	9	1,208	6,214	3	7,434	53
State aid	-	210	97	127	434	972
Receipts from other funds	4,800	13,000	-	4,950	22,750	500
Payments to other funds	(7,375)	(16,100)	-	(7,655)	(31,130)	(2,200)
Transfers in	-	12,671	-	1,500	14,171	649
Transfers out	-	(695)	-	-	(695)	(232)
Net cash provided by (used in) noncapital financing activities	<u>(2,566)</u>	<u>10,294</u>	<u>6,311</u>	<u>(1,075)</u>	<u>12,964</u>	<u>(258)</u>
CASH FLOWS FROM CAPITAL AND RELATED FINANCING ACTIVITIES						
Interest paid	(393)	(325)	(4,694)	(36)	(5,448)	(2,692)
Change in securities and retainage	72	-	242	22	336	155
Proceeds from the issuance of bonds	-	6,879	10,181	905	17,965	13,358
Principal paid on bonds	(3,280)	(1,726)	(12,388)	(288)	(17,682)	(7,480)
Premium from the issuance of bonds	-	597	919	73	1,589	1,254
Federal aid	14,688	-	(2,696)	-	11,992	-
State aid	4,841	399	-	-	5,240	-
Local share and passenger facility charges	8,522	-	-	-	8,522	-
Principal paid on leases	-	(8)	(15)	-	(23)	(4,667)
Principal paid on SBITA	-	(11)	-	-	(11)	-
Acquisition and construction of capital assets	(20,065)	(3,534)	(20,935)	(939)	(45,473)	(23,449)
Other capital receipts (payments)	-	-	(158)	183	25	(16)
Net cash provided by (used in) capital and related financing activities	<u>\$ 4,385</u>	<u>\$ 2,271</u>	<u>\$ (29,544)</u>	<u>\$ (80)</u>	<u>\$ (22,968)</u>	<u>\$ (23,537)</u>

(continued)

COUNTY OF MONROE, NEW YORK
STATEMENT OF CASH FLOWS
PROPRIETARY FUNDS
FOR THE YEAR ENDED DECEMBER 31, 2025
(000's Omitted)

	Business-type Activities - Enterprise Funds				Governmental Activities	
	Airport	Hospital	Pure Waters	Total Nonmajor Funds	Total Enterprise Funds	Internal Service Funds
CASH FLOWS FROM INVESTING ACTIVITIES						
Receipts from use of money and property	\$ -	\$ 126	\$ 1,862	\$ 4	\$ 1,992	\$ 502
Net cash provided by investing activities	-	126	1,862	4	1,992	502
Net increase (decrease) in cash and cash equivalents	42	338	5,690	27	6,097	(18,755)
Cash and cash equivalents, beginning of year	118	1,344	51,333	1,034	53,829	52,763
Cash and cash equivalents, end of year	<u>160</u>	<u>1,682</u>	<u>57,023</u>	<u>1,061</u>	<u>59,926</u>	<u>34,008</u>
Classified as:						
Cash and cash equivalents - unrestricted	160	365	46,401	242	47,168	22,024
Cash and cash equivalents - restricted	-	1,317	10,622	819	12,758	11,984
Total cash and cash equivalents	<u>160</u>	<u>1,682</u>	<u>57,023</u>	<u>1,061</u>	<u>59,926</u>	<u>34,008</u>
Reconciliation of operating income (loss) to net cash provided by (used in) operating activities:						
Operating income (loss)	(16,625)	(13,783)	11,206	1,541	(17,661)	(6,873)
Adjustments to reconcile operating income (loss) to net cash provided by (used in) operations:						
Depreciation and amortization	17,017	2,438	13,679	260	33,394	14,247
Changes in:						
Accounts receivable	(490)	1,132	(40)	(373)	229	24
Lease receivable	-	-	-	-	-	280
Due from other governments	-	112	90	(686)	(484)	(271)
Inventories	-	83	298	(61)	320	(41)
Other assets	(24)	(100)	(41)	214	49	(50)
Deferred outflows - pensions	124	6,393	(902)	(341)	5,274	1,191
Deferred outflows - other postemployment benefits	729	2,059	853	(11)	3,630	1,564
Accounts payable, accrued and other liabilities	(1,700)	1,832	2,117	95	2,344	(1,291)
Net pension liability	1,545	5,102	2,620	811	10,078	3,662
Total other postemployment benefits	53	360	138	(10)	541	46
Compensated absences	65	841	228	(23)	1,111	424
Deferred inflows - lease related	-	-	-	-	-	(291)
Deferred inflows - pension related	(1,554)	(14,606)	(987)	(210)	(17,357)	(5,196)
Deferred inflows - other postemployment benefits related	(917)	(3,548)	(2,198)	(28)	(6,691)	(2,740)
Due to other governments	-	-	-	-	-	(147)
Unearned revenue	-	(668)	-	-	(668)	-
Net cash provided by (used in) operating activities	<u>\$ (1,777)</u>	<u>\$ (12,353)</u>	<u>\$ 27,061</u>	<u>\$ 1,178</u>	<u>\$ 14,109</u>	<u>\$ 4,538</u>

The notes to the basic financial statements are an integral part of this statement.

**COUNTY OF MONROE, NEW YORK
STATEMENT OF FIDUCIARY NET POSITION
FIDUCIARY FUND
AS OF DECEMBER 31, 2025
(000's Omitted)**

	Custodial
ASSETS	
Restricted cash and cash equivalents	\$ 30,100
Total assets	30,100
LIABILITIES	
Distribution to other individuals	1,733
Due to other governments	17,370
Total liabilities	19,103
NET POSITION	
Restricted for individuals and other governments	10,997
Total net position	\$ 10,997

The notes to the basic financial statements are an integral part of this statement.

COUNTY OF MONROE, NEW YORK
STATEMENT OF CHANGES IN FIDUCIARY NET POSITION
FIDUCIARY FUND
FOR THE YEAR ENDED DECEMBER 31, 2025
(000's Omitted)

	Custodial
ADDITIONS:	
Sheriff Funds inmate commissary deposits	\$ 3,125
Bail collections from town courts	601
Civil Bureau income execution fees	12,330
County Clerk collection for Passport Fees	40
County Clerk processing fee collection for NYS	25,071
County Clerk DEC collection of hunting and fishing fees	3
Child support collection of non-custodial payments	66,853
Restitution collections from probationers	866
Deferred Comp Admin allowance Funds	78
Adult Protective Services - REP Payee Collections	461
Adult Protective Services - Burial Collections	10
Cash Bail collection of monetary/property pledges	2,212
Collection of mortgage tax receipts	78,224
Court/Trust collection of ordered claims on foreclosures/liens	5,302
Total additions	195,176
DEDUCTIONS:	
Sheriff Funds inmate commissary payments	3,038
Bail collection payments to town courts	630
Civil Bureau income execution payments	12,027
County Clerk passport fee payments	23
County Clerk processing fee payments to NYS	25,071
County Clerk processing fee payments to DEC	3
Child Support payments to custodial/beneficiary	66,905
Foster Care distribution of SSI Benefits	3
Restitution payments to victims and courts	888
Deferred Comp Distribution of Fees and Service payments	69
Adult Protective Services - REP Payee Payments	285
Adult Protective Services - Burial Payments	2
Cash Bail distribution of monetary/property pledged refunds	2,660
Distribution of mortgage tax receipts to tax districts	78,224
Court/Trust distribution of ordered payments and forfeitures	3,767
Total deductions	193,595
Net increase in fiduciary net position	1,581
Net position at beginning of year	9,416
Net position at end of year	\$ 10,997

The notes to the basic financial statements are an integral part of this statement.

COUNTY OF MONROE, NEW YORK
COMBINING STATEMENT OF NET POSITION
DISCRETELY PRESENTED COMPONENT UNITS
AS OF DECEMBER 31, 2025
(000's Omitted)

	Major Component Units			Nonmajor Component Unit	Total
	Community College (Year End 8/31/25)	Airport Authority	Water Authority		
ASSETS					
Current assets:					
Cash and cash equivalents	\$ 81,407	\$ 4,562	\$ 19,503	\$ 10,051	\$ 115,523
Investments	-	33,756	111,760	11,718	157,234
Accounts receivables, net	20,811	1,642	13,082	157	35,692
Lease receivable	69	7,730	-	-	7,799
Inventories	-	-	3,302	-	3,302
Other assets	5,482	303	11,289	27	17,101
Total current assets	<u>107,769</u>	<u>47,993</u>	<u>158,936</u>	<u>21,953</u>	<u>336,651</u>
Noncurrent assets:					
Restricted assets:					
Cash and cash equivalents	1,382	616	-	-	1,998
Investments	57,619	-	-	5,713	63,332
Funds held by trustee	-	-	15,885	-	15,885
Capital assets not being depreciated	21,292	498	31,430	-	53,220
Capital assets, net of accumulated depreciation/amortization	186,208	2,236	424,834	13	613,291
Net pension asset	3,166	-	-	-	3,166
Lease receivable	1,209	21,611	-	-	22,820
Other assets	1,991	-	-	-	1,991
Total noncurrent assets	<u>272,867</u>	<u>24,961</u>	<u>472,149</u>	<u>5,726</u>	<u>775,703</u>
Total assets	<u>380,636</u>	<u>72,954</u>	<u>631,085</u>	<u>27,679</u>	<u>1,112,354</u>
DEFERRED OUTFLOWS OF RESOURCES					
Deferred loss on refunding	-	-	277	-	277
Other postemployment benefits related	11,429	-	15,008	-	26,437
Pension related	7,000	-	6,271	150	13,421
Total deferred outflows of resources	<u>18,429</u>	<u>-</u>	<u>21,556</u>	<u>150</u>	<u>40,135</u>
LIABILITIES					
Current liabilities:					
Accounts payable and accrued liabilities	18,320	3,131	11,184	767	33,402
Accrued interest payable	-	10	2,517	-	2,527
Unearned revenue	8,702	409	-	9,439	18,550
Other	69	205	-	-	274
Current portion of:					
Leases payable	191	-	-	-	191
Bonds payable	1,330	400	5,235	-	6,965
Total other postemployment benefits	6,286	-	-	-	6,286
Total current liabilities	<u>34,898</u>	<u>4,155</u>	<u>18,936</u>	<u>10,206</u>	<u>68,195</u>
Noncurrent liabilities:					
Leases payable	558	13	-	-	571
Bonds payable	22,520	840	118,988	-	142,348
Net pension liability	14,687	-	9,985	205	24,877
Total other postemployment benefits	148,836	-	57,958	-	206,794
Other long-term liabilities	2,713	-	-	27	2,740
Total noncurrent liabilities	<u>189,314</u>	<u>853</u>	<u>186,931</u>	<u>232</u>	<u>377,330</u>
Total liabilities	<u>224,212</u>	<u>5,008</u>	<u>205,867</u>	<u>10,438</u>	<u>445,525</u>
DEFERRED INFLOWS OF RESOURCES					
Pension related	3,908	-	281	23	4,212
Other postemployment benefits related	72,196	-	13,835	-	86,031
Leases related	1,224	28,699	-	-	29,923
Deferred revenue	2,762	-	-	-	2,762
Total deferred inflows of resources	<u>80,090</u>	<u>28,699</u>	<u>14,116</u>	<u>23</u>	<u>122,928</u>
NET POSITION					
Net investment in capital assets	187,976	1,480	332,318	13	521,787
Restricted for:					
Debt service	40,135	-	1,621	-	41,756
Passenger facility charges	-	412	-	-	412
Unrestricted (deficit)	(133,348)	37,355	98,719	17,355	20,081
Total net position	<u>\$ 94,763</u>	<u>\$ 39,247</u>	<u>\$ 432,658</u>	<u>\$ 17,368</u>	<u>\$ 584,036</u>

The notes to the basic financial statements are an integral part of this statement.

COUNTY OF MONROE, NEW YORK
COMBINING STATEMENT OF ACTIVITIES
DISCRETELY PRESENTED COMPONENT UNITS
FOR THE YEAR ENDED DECEMBER 31, 2025
(000's Omitted)

	<u>Major Component Units</u>			<u>Nonmajor Component Unit</u>	<u>Total</u>
	<u>Community College (Year End 8/31/25)</u>	<u>Airport Authority</u>	<u>Water Authority</u>		
Expenses	\$ 177,591	\$ 34,348	\$ 95,869	\$ 9,134	\$ 316,942
Program revenues:					
Charges for services	32,741	33,928	103,416	1,429	171,514
Operating grants and contributions	135,206	-	-	5,092	140,298
Capital grants and contributions	14,649	2	5,885	-	20,536
Total program revenues	<u>182,596</u>	<u>33,930</u>	<u>109,301</u>	<u>6,521</u>	<u>332,348</u>
Net program revenue (expense)	<u>5,005</u>	<u>(418)</u>	<u>13,432</u>	<u>(2,613)</u>	<u>15,406</u>
General revenues:					
Interest earnings	6,889	-	7,037	796	14,722
Miscellaneous revenue	-	1,452	-	187	1,639
Change in net position	11,894	1,034	20,469	(1,630)	31,767
Net position, beginning of year	82,869	38,213	412,189	18,998	552,269
Total net position at end of year	<u>\$ 94,763</u>	<u>\$ 39,247</u>	<u>\$ 432,658</u>	<u>\$ 17,368</u>	<u>\$ 584,036</u>

The notes to the basic financial statements are an integral part of this statement.

COUNTY OF MONROE, NEW YORK

Notes to Basic Financial Statements

Year Ended December 31, 2025

1. Background and Summary of Significant Accounting Policies

A. Background

The County of Monroe (County) was established in 1821 and is governed by the County Charter, general laws of the State of New York, and various local laws. The County is New York State's third largest industrial and commercial center. The County Executive is the Chief Executive Officer and the administrative head of the County with authority to approve or veto any local law, legalizing act or resolution adopted by the County Legislature. The County Executive is elected in a general county-wide election to serve a four-year term, subject to a limit of three four-year terms. The County is divided into 29 legislative districts with an elected legislator representing each district in the County Legislature. County Legislators may serve for two four-year terms and one two-year term during a ten year cycle. The County Legislature is the legislative, appropriating and governing body of the County. The County provides its residents with diverse services. Programs provided are human services, public safety, public and mental health, wastewater management, public works, economic development, culture, education and recreation programs. Public facilities available are the Frederick Douglas Greater Rochester International Airport (ROC), Monroe Community Hospital (the Hospital), Monroe Community College (MCC), and County parks.

The County's financial statements are prepared in accordance with U.S. generally accepted accounting principles (GAAP). The Governmental Accounting Standards Board (GASB), which is the primary standard-setting body for establishing governmental accounting and financial reporting principles, is responsible for establishing GAAP for state and local governments through its Statements and Interpretations. The more significant accounting policies used by the County are discussed below.

B. Financial Reporting Entity

The financial reporting entity consists of the County (primary government) and organizations for which the primary government is financially accountable, and organizations where the nature and significance of their relationship with the County is such that exclusion would cause the County's financial statements to be misleading or incomplete. Blended component units, although legally separate entities, are in substance, part of the government's operations and are therefore reported within the County's financial statements. Discretely presented component units, both major and nonmajor, are reported in a separate column in the government-wide financial statements to emphasize that they are legally separate from the government.

Based upon the foregoing criteria and the significant factors presented below, the following organizations, functions, or activities are included as blended component units of the primary government, discretely presented component units or related organizations and joint ventures:

Monroe Community College – Major Discretely Presented Component Unit

MCC was founded in 1961 with the County as the local sponsor under provisions of Article 126 of the New York State Education Law. MCC is administered by a Board of Trustees consisting of ten voting members; five are appointed by the County Legislature, four by the Governor, and one student is elected by the student body. MCC's budget is subject to the approval of the County Executive and the County Legislature, with the County providing funding for one-half of the capital costs and a portion of the operating costs for MCC. As a result, MCC, a legally separate entity, is included as a discretely presented component unit within the County's basic financial statements.

MCC has its own financial system, which is independent of the County's centralized financial system, which accounts for resources received and used. A fiscal year ending August 31 is mandated by state law for MCC. Certain amounts have been reclassified to conform to the County's presentation. Requests for financial statements may be made in writing to Monroe Community College, Controller's Office, 1000 East Henrietta Road, Rochester, New York 14623.

COUNTY OF MONROE, NEW YORK
Notes to Basic Financial Statements
Year Ended December 31, 2025

Monroe County Airport Authority – Major Discretely Presented Component Unit

The Monroe County Airport Authority (Airport Authority) is a public benefit corporation organized under the Public Authorities Law of the State of New York on October 1, 1989. The Airport Authority was created to finance, construct and develop aviation facilities. The oversight body is the Airport Authority board which is appointed by the County Legislature on the recommendation of the County Executive. The chairperson is appointed by the County Executive. Pursuant to a lease and operating agreement, the Airport Authority leases the properties comprising the Airport from the County. The lease expires thirty (30) days after repayment of any outstanding Airport revenue bonds. In October 2023, the Airport Authority issued \$2.0 million in Airport revenue bonds with a five-year life and a final maturity date of October 1, 2028 that extends the term of the lease. A separate legal entity, the Airport Authority, is included as a discretely presented component unit within the County's basic financial statements due to the County's ability to impose will.

The Airport Authority reimburses the County for expenses incurred in the administration and operation of the Airport. The charges to the Airport Authority for the year ended December 31, 2025 were approximately \$25.9 million. Upon expiration or earlier termination of the lease term as noted above, the Airport reverts to the County and the County will continue to administer and operate the Airport. Separate financial statements may be obtained from the Monroe County Airport Authority, 1200 Brooks Avenue, Rochester, New York 14624.

Monroe County Water Authority – Major Discretely Presented Component Unit

The Monroe County Water Authority (Water Authority) was established in 1951 as a public benefit corporation created by and existing under Title 5 of Article 5 of the Public Authorities Law of the State of New York. The Water Authority is authorized under the act to acquire, construct, develop, operate and manage water supply and water distribution systems within the County and the State of New York. The Water Authority maintains primary responsibility for the construction of water facilities. The Water Authority's seven-member board, which is appointed by the County Legislature, has complete responsibility for its management and financial operations. The County does not provide operating assistance to the Water Authority. However, the County Legislature's approval is needed for the Water Authority to issue bonded debt. As the County must authorize all debt issuances of the Water Authority, the Water Authority is included as a discretely presented component unit within the County's basic financial statements.

The Water Authority has its own financial system, which is independent of the County's centralized financial system, which accounts for resources received and used. Requests for financial statements should be addressed in writing to the Director of Finance and Business Services, Monroe County Water Authority, 475 Norris Drive, Rochester, New York 14610.

County of Monroe Industrial Development Agency – Nonmajor Discretely Presented Component Unit

On June 6, 1972, the County of Monroe Industrial Development Agency (COMIDA) was established by a special act of the County Legislature under the New York State Industrial Development Act of 1969. COMIDA's purpose is to provide, develop, encourage and assist existing and new businesses to acquire, construct, reconstruct, improve, maintain, equip and furnish industrial facilities in the County. COMIDA is a New York State not-for-profit public benefit corporation. Based on the authority that the County Legislature has to appoint or remove COMIDA board members and significant influence the County can impose, COMIDA is included as a discretely presented component unit within the County's basic financial statements.

COMIDA has its own financial system, which is independent of the County's centralized financial system, which accounts for resources received and used. Requests for financial statements from COMIDA should be addressed in writing to COMIDA, Business Office, 50 West Main Street, Suite 1150, Rochester, New York 14614.

Monroe County Land Bank Corporation – Nonmajor Discretely Presented Component Unit

The Monroe County Land Bank Corporation (the Corporation) was incorporated July 31, 2024 under Article 16 of the New York State Not-for-Profit Corporation Law. The Corporation was formed to combat community deterioration by facilitating the return of vacant, abandoned, and tax-delinquent properties to productive use in order to eliminate harms and liabilities caused by such properties. The Corporation commenced operations in earnest during July 2025. The Corporation is a nonprofit corporation and is included as a discretely presented component unit within County of Monroe, New York (the County).

The Corporation has its own financial system, which is independent of the County's centralized financial system, which accounts for resources received and used. Requests for financial statements from the Corporation should be addressed in writing to Monroe County Land Bank Corporation, 1150 City Place, 50 West Main Street, Rochester, New York 14614.

COUNTY OF MONROE, NEW YORK
Notes to Basic Financial Statements
Year Ended December 31, 2025

Monroe Tobacco Asset Securitization Corporation - Blended Component Unit

Monroe Tobacco Asset Securitization Corporation (MTASC) is a special purpose, local development corporation organized under the laws of the State of New York. MTASC was established on May 11, 2000. MTASC is an instrumentality of the County, but is a separate legal entity from the County. MTASC will have not less than three nor more than five directors, consisting of two ex-officio positions including the County Executive and the Director of Finance, up to two additional directors selected by the member of MTASC (i.e. the County Executive, ex-officio, the "member") and one independent director appointed by the member of MTASC, and thus the County is able to impose its will on MTASC. Although legally separate from the County, MTASC is a component unit of the County and accordingly, is presented in the County's financial statements as a blended component unit due to the fact that it exclusively serves the County. MTASC is blended in the governmental activities and as a nonmajor governmental (debt service) fund. Separate financial statements may be obtained from the Monroe County Finance Department, 39 West Main Street, Rochester, New York 14614.

Related Organizations and Joint Ventures

Organizations for which a primary government is accountable because that government appoints a voting majority of the board, but is not financially accountable, are related organizations.

The Soil and Water Conservation District, which serves municipalities and landowners of the County, is considered a related organization of the County. Requests for financial statements from Monroe County Soil and Water Conservation District should be addressed in writing to: 1200A Scottsville Road Suite 160, Rochester, New York 14624.

C. **Nonmajor Fund Deficits**

No deficits existed in the nonmajor funds at December 31, 2025.

D. **Basis of Presentation**

Government-wide Financial Statements

The government-wide financial statements (the statement of net position and the statement of activities) concentrate on the County as a whole and do not emphasize fund types but rather a governmental or a business-type activities classification, which are presented in separate columns. The governmental activities and business-type activities comprise the primary government and are reported separately from the discretely presented component units for which the County is accountable. General governmental and intergovernmental revenues support the governmental activities, whereas the business-type activities are primarily supported by charges for services.

Fiduciary funds are used to account for resources held for the benefit of parties outside the government. Fiduciary funds are not reflected in the government-wide financial statements because the resources of those funds are not available to support the County's own programs.

The statement of activities reflects the expenses of a given function or segment and demonstrates the extent to which they are offset by program revenues. Administrative overhead charges are included in function expenses. Program revenues are defined as charges for services, operating grants and contributions (which would include reimbursement for debt payments) and capital grants and contributions directly associated within a given function. Taxes and other revenues not associated with a specific function are reported under general revenues.

The effect of interfund activity has been removed from the government-wide financial statements. However, the interfund services between functions are not eliminated. The internal service activity has been eliminated except for the outside activity and is combined with the governmental activities on the government-wide financial statements.

Fund Financial Statements

Separate financial statements are provided for governmental funds, proprietary funds, and fiduciary funds, even though the latter are excluded from the government-wide financial statements. Major individual governmental funds and major individual enterprise funds are reported as separate columns in the fund financial statements. All remaining governmental and enterprise funds are aggregated and reported as nonmajor funds.

Fund accounting is designed to demonstrate legal compliance and to aid financial management by segregating transactions related to certain government functions or activities. The accounts of the County are organized on the basis of funds, each of which is considered a separate accounting entity. The operations of each fund are accounted for with a separate set of self-balancing accounts that comprise its assets, liabilities, deferred inflows/outflows, fund equity/net position, revenues, and expenditures/expenses.

COUNTY OF MONROE, NEW YORK
Notes to Basic Financial Statements
Year Ended December 31, 2025

Governmental Fund Types

Governmental fund financial statements are reported using the current financial resources measurement focus and the modified accrual basis of accounting. Revenues are recognized as soon as they are both measurable and available. Revenues are considered to be available when they are collectible within the current period or soon enough thereafter to pay liabilities of the current period. For this purpose, the government considers certain revenues (i.e. property taxes) to be available if they are collected within 60 days after the end of the current fiscal period. Amounts due for State and Federal aid are generally considered available if they are expected to be collected within one year after the end of the current fiscal period. Expenditures generally are recorded when a liability is incurred, as under accrual accounting. However, debt service expenditures, as well as expenditures related to compensated absences, claims and judgments, and certain other long-term liabilities are recorded only when payment is due.

The County has the following major governmental funds:

General Fund - is the County's principal operating fund. It is used to account for all financial resources except those required to be accounted for in other funds.

Capital Projects Fund - accounts for financial resources to be used for the acquisition of major equipment items and the construction of major capital facilities and other capital assets other than those accounted for in the proprietary funds and the discretely presented component units. Funds include capital project funds for general government, public safety and fire protection, transportation, cultural, recreation and education.

Proprietary Fund Types

Proprietary fund types use the economic resources measurement focus and accrual basis of accounting. Internal Service funds are used to account for a government's business-type activities which are similar to those often found in the private sector. Major proprietary funds are comprised of:

Enterprise Funds - The enterprise funds are used to account for operations that provide services primarily to customers other than governments outside the financial reporting entity and are financed primarily by user charges. The major enterprise funds include:

Airport Fund - accounts for the operation and maintenance of the airport. The primary revenue source for the Airport fund is reimbursement from the Airport Authority.

Hospital Fund - accounts for the County's medical facility which provides for the care and treatment of the chronically ill and is comprised of a residential health care facility. It also provides out-patient services.

Pure Waters Fund - accounts for financing of wastewater related public improvements as well as operation and maintenance services deemed to benefit the properties against which user fees are charged.

Internal Service Funds - The internal service funds are used to account for special activities or services provided by one department of the County to other departments, to agencies of the primary government and its component units, or to other governments, on a cost reimbursement basis. The assets, liabilities and changes in net position of those funds are reported in governmental activities. Internal service funds include: Central Services, Building Accounts, Information Services, Fleet Management, and Risk Management.

Fiduciary Fund

Fiduciary funds are used to account for assets held by the County in a trustee capacity or as a custodian for individuals, private organizations or other governmental units. They cannot be used to support the government's own programs. The fiduciary fund is comprised of a single fund:

Custodial Fund - Fiduciary activities that are not required to be reported in pension and other employee benefit trust funds, investment trust funds or private-purpose trust funds. The County holds funds for various purposes including but not limited to: inmate commissary deposits, civil bureau execution fees, County Clerk fee collection on behalf of NYS, child support collection of non-custodial payments and mortgage tax fees.

E. Basis of Accounting/Measurement Focus

The accounting basis for each fund is determined by its measurement focus. The measurement focus for governmental funds is based upon determination of current financial resources. Proprietary funds and fiduciary trust funds are accounted for on a flow of economic resources measurement focus.

COUNTY OF MONROE, NEW YORK
Notes to Basic Financial Statements
Year Ended December 31, 2025

Modified Accrual Basis - All governmental funds are accounted for using the modified accrual basis of accounting. Under this basis of accounting, revenues are recorded when susceptible to accrual; i.e., both measurable and available. The three primary revenue sources which are treated as susceptible to accrual are: (1) property tax recorded when collected during the current period or within 60 days after year end; (2) reimbursements of expenditures due from other governments are recorded primarily when the qualifying expenditures have been incurred and all other grant requirements have been met and are expected to be collected within one year after the end of the current fiscal period; and (3) sales tax, which is recorded based on the date of sales. Expenditures are recognized when the related fund liability is incurred, except for principal and interest on long-term debt, which are recorded as expenditures when paid, and compensated absences and claims/judgments, which are recognized as a liability in the applicable fund if payable with current financial resources. Allowances have been provided for any receivables where collection is doubtful. In addition, revenues relating to property taxes in the governmental funds which are not available to finance current operations have been reported as deferred inflows of resources. At the government-wide level, these are recognized as revenues.

Accrual Basis – The government-wide, proprietary and fiduciary fund types are accounted for using the accrual basis of accounting. Under this method, revenues, including unbilled amounts, are recognized when earned; expenses are recorded when the liabilities are incurred, regardless of the timing of related cash inflows and outflows. Property taxes are recognized in the year for which they are levied. Grants and similar items are recognized as revenues as soon as all of the eligibility requirements have been met.

F. Cash and Cash Equivalents

Cash and cash equivalents include certificates of deposit, U.S. government securities and repurchase agreements with maturity dates of three months or less from the purchase date. Cash and cash equivalents are stated at cost which approximates fair value.

The County participates in the New York Cooperative Liquid Assets Securities System (NYCLASS) local government investment pool. NYCLASS measures its investments at fair value in accordance with Paragraph 41 of GASB Statement 79 and Paragraph 11 of GASB Statement 31, and therefore a participant's investment in NYCLASS is not required to be categorized within the fair value hierarchy for purposes of Paragraph 81a(2) of GASB Statement 72.

G. Investments

Investments include certificates of deposit, U.S. government securities and repurchase agreements with maturities of more than three months from the purchase date. Investments are stated at fair value.

H. Statement of Cash Flows

For the purpose of the statement of cash flows of the proprietary fund types, cash and cash equivalents include all unrestricted and restricted cash and cash equivalents of those funds. The statement of cash flows is presented using the direct method of reporting.

I. Leases

Lessee: The County is a lessee for various noncancellable leases. For lease arrangements with a maximum possible term of 12 months or less at commencement, the County recognizes expense based on the provisions of the lease contract. For lease arrangements greater than 12 months, the County recognizes a lease liability and an intangible right-to-use lease asset. At lease commencement, the County initially measures the lease liability at the present value of payments expected to be made during the lease term. Subsequently, the lease liability is reduced by the principal portion of lease payments made. The lease asset is initially measured as the initial amount of the lease liability, less lease payments made at or before the lease commencement date. The lease asset is amortized on a straight-line basis over the shorter of the lease term or the useful life of the underlying asset. If the County is reasonably certain of exercising a purchase option contained in a lease, the lease asset will be amortized over the useful life of the underlying asset. The County has elected to use a discount rate commensurate with its discount rate for postemployment benefit obligations as the discount rate for leases unless the rate that the lessor/vendor charges is known. The lease term includes the noncancellable period of the lease, plus any additional periods covered by an option to extend for which it is reasonably certain to be exercised, or by an option to terminate for which it is reasonably certain not to be exercised.

Lessor: The County is a lessor for various noncancellable leases. For lease arrangements greater than 12 months that do not transfer ownership or represent an investment, the County initially recognizes a lease receivable at the present value of lease payments expected to be received during the lease term and recognizes a deferred inflow of resources at the amount of the initial measurement of the lease receivable, adjusted for any lease payments received prior to the commencement of the lease term.

COUNTY OF MONROE, NEW YORK
Notes to Basic Financial Statements
Year Ended December 31, 2025

J. Encumbrances

Encumbrance accounting, under which purchase orders, contracts and other commitments for the expenditure of funds are recorded in order to reserve that portion of the applicable appropriation, is employed by governmental funds only. Encumbrances do not constitute expenditures or liabilities.

In governmental funds, encumbrances outstanding at year-end are included in the restricted, committed, and assigned fund balance amounts. Governmental funds' encumbrances, as of December 31, 2025, included \$13.9 million restricted, \$49.8 million committed, and \$7.9 million assigned in the general fund and \$57.5 million restricted in the capital projects fund. Nonmajor governmental funds' encumbrances included \$1.4 million committed and \$3.9 million assigned.

K. Inventories and Prepaid Items

The County maintains inventories of various operational supplies for use throughout the County.

Inventories for both governmental and proprietary funds except as noted below are computed using the purchase method. Inventories are valued at cost using the first-in-first-out (FIFO) method.

Road and Pure Waters fund inventory are recorded as expenditures/expenses when consumed and valued using the moving average price method.

Certain payments to vendors reflect costs applicable to future accounting periods and are recorded as prepaid items in both the government-wide and fund financial statements. The cost of prepaid items is recorded as expenses/expenditures when consumed rather than when purchased.

L. Capital Assets

Primary Government

Capital assets purchased or acquired at an original cost of \$10,000 or more are reported at historical cost or estimated historical cost for all governmental and business-type activities. Donated capital assets, works of art and similar items are reported at acquisition value rather than fair market value. Any capital assets received in a service concession arrangement are reported at acquisition value rather than fair market value. Capital assets recognized under lease and subscription-based information technology arrangements are amortized over their expected useful life or the lease term, whichever is shorter. Capital assets which are used for general governmental purposes and are not available for expenditure are accounted for and reported in governmental activities in the government-wide financial statements. Additions, improvements, and other capital outlays that significantly extend the useful life of an asset are capitalized. Other costs incurred for routine repairs and maintenance are expensed as incurred.

Depreciation on all assets is calculated using the straight-line method over estimated useful lives ranging from three to fifty-five years. The estimated useful lives for the major classes of depreciable capital assets include the following:

<u>Class</u>	<u>Life in Years</u>
Buildings	30-55
Improvements other than buildings	10-20
Infrastructure	35-50
Land Use	3-25
Machinery and Equipment	3-15
Other	3-25
Subscription-based Information Technology Arrangements	3

Hospital Fund (Monroe Community Hospital)

Capital assets are recorded at cost. Depreciation expense is computed on all depreciable assets based on the straight-line method utilizing estimated lives as established by the American Hospital Association, ranging from three to forty years.

COUNTY OF MONROE, NEW YORK
Notes to Basic Financial Statements
Year Ended December 31, 2025

M. Compensated Absences

At the governmental and business-type activities level, liabilities for compensated absences, such as vacation, unpaid overtime and sick time, are recorded when vested and earned by the employees and payment or use is not dependent upon a future event. For purposes of measuring the liability, leave is assumed to be used on a first-in, first-out (FIFO) basis, such that the earliest earned leave is used first. The total compensated absence liabilities attributable to the proprietary fund types and governmental funds at the government-wide level are recorded as an accrued liability in the respective funds. At the governmental fund level, liabilities for compensated absences are recorded when due and payable. The liabilities are recorded based on employees' rates of pay as of December 31, 2025 and include all payroll related liabilities. Primarily, the general fund and the road fund are used to liquidate the liability for compensated absences in the governmental funds.

N. Unamortized Bond Discounts, Premiums and Refunding Gain or Loss

Bond discounts, premiums and refunding gains or losses are amortized over the term of the respective bond issues for the governmental and business-type activities, and those funds reporting on the full accrual basis. Bond premiums and discounts are included in the outstanding bond liability, whereas the refunding gain or loss is reported as a deferred inflow or outflow of resources. In the governmental funds, bond discounts, premiums and refunding gain or loss are reported as other financing sources or uses in the year that the bonds are issued.

O. Deferred Inflows/Outflows of Resources

In addition to assets and liabilities, the financial statements report a separate section for deferred outflows and deferred inflows of resources. Deferred outflows of resources represents a consumption of net assets that applies to a future period and so will not be recognized as an outflow of resources (expense) until that time. Deferred inflows of resources represents an acquisition of net assets that also applies to a future period and so will not be recognized as an inflow of resources (revenue) until then.

P. Medicaid Claims

Physicians, hospitals, pharmacists, and others who provide services to public assistance recipients and other individuals enrolled in the Medical Assistance Program, are entitled to reimbursement of the defined cost of such services through the Federal, State and locally-funded Medicaid programs. The County participates in a state-wide system to process and pay such claims.

Q. Use of Estimates

The preparation of the basic financial statements in conformity with GAAP requires management to make certain estimates and assumptions that affect the reported amounts of assets and liabilities and the reported amounts of revenues and expenses/expenditures during the year. Actual results could differ from those estimates.

R. Net Position/Fund Balance

Net Position

Net Position in government-wide and proprietary fund financial statements are classified as net investment in capital assets; restricted and unrestricted. Net investment in capital assets consists of capital assets, including restricted capital assets, net of accumulated depreciation and amortization, and reduced by the outstanding balances of any bonds, mortgages, notes, or other borrowings that are attributable to the acquisition, construction, or improvement of those assets. Restricted net position represents constraints on resources that are either externally imposed by creditors, grantors, contributors, laws or regulations of other governments, or imposed by law through State statute.

As of December 31, 2025 these restrictions include:

Debt Service - represents resources that have been legally restricted for debt service payments that will be made in future periods.

Capital Projects – represents funds restricted for major capital acquisitions and construction activities through borrowings or contributions.

Nonexpendable - represents the net position whose use is subject to externally imposed conditions and the County must maintain them in perpetuity.

Expendable – represents the net position whose use is subject to externally imposed conditions that can be fulfilled by certain actions or by the passage of time.

COUNTY OF MONROE, NEW YORK
Notes to Basic Financial Statements
Year Ended December 31, 2025

Grants and Other Purposes - represents available grants and other funds which are restricted to meet legal State or Federal requirements and other purposes.

Passenger Facility Charges - represents the cumulative unexpended passenger facility charge amounts reflected as restricted net position to be used for Federal Aviation Administration approved projects.

When net position resources are available for a specific purpose in more than one classification, it is the County's practice to use restricted funds first.

Fund Balance

In the governmental fund financial statements, fund balance is composed of five classifications designed to disclose the hierarchy of constraints placed on how fund balance can be spent. The following classifications describe the relative strength of the spending constraints placed on the purposes for which resources can be used:

Nonspendable – amounts that are not in spendable form (such as inventory and prepaids) or are legally or contractually required to be maintained intact.

Restricted – amounts constrained to specific purposes by bondholders of County debt, and State and Federal grantors through constitutional provisions or by enabling legislation.

Committed – amounts constrained to specific purposes by the County Legislature through resolution; amounts cannot be used for any other purpose unless the County Legislature takes the same action to remove or change the constraint.

Assigned – amounts the County intends to use for a specific purpose; intent is expressed by the Director of Finance-Chief Financial Officer to whom the County Legislature has delegated the authority. This category of fund balance also represents the residual amounts not otherwise reported as non-spendable, restricted, or committed in governmental funds outside of the General Fund.

Unassigned – amounts that have not been assigned to another fund or are not restricted, committed, or assigned to specific purposes within the General Fund.

When fund balance resources are available for a specific purpose in more than one classification, it is the County's practice to use the most restrictive funds first in the following order: restricted, committed, assigned, and unassigned as they are needed.

The County has a formally adopted a fund balance policy via Resolution No. 262 of 2023. To maintain fund balance stability, the policy establishes the combined assigned and unassigned fund balance categories within the general fund to be within \$10 million dollars, plus or minus, of 10% of the all-funds adopted budget. Fund balances accumulating in excess of the upper threshold may be used in subsequent budgets to provide property tax stability, capital project funds and/or debt reduction.

COUNTY OF MONROE, NEW YORK
Notes to Basic Financial Statements
Year Ended December 31, 2025

As of December 31, 2025 Governmental Fund Balances were classified as follows:

	General	Capital Projects	Special Revenue	Nonmajor Funds		Total Nonmajor Governmental Funds	Total Governmental Funds
				Debt Service			
				General	MTASC		
Nonspendable							
Inventory	\$ 2,049	\$ -	\$ 1,148	\$ -	\$ -	\$ 1,148	\$ 3,197
Due from Other Fund	13,850	-	-	-	-	-	13,850
Airport Bond	1,240	-	-	-	-	-	1,240
Prepaid Expenditures	13,678	-	165	-	13	178	13,856
Total Nonspendable	30,817	-	1,313	-	13	1,326	32,143
Restricted							
Jail Funds	-	-	6,499	-	-	6,499	6,499
Debt Service	-	-	-	7,200	13,262	20,462	20,462
STOP DWI	838	-	-	-	-	-	838
Handicapped Parking	100	-	-	-	-	-	100
Opioid	15,308	-	-	-	-	-	15,308
E-Cigarette vaping	860	-	-	-	-	-	860
Other Programs	13,882	-	-	-	-	-	13,882
Library Fund	-	-	1,356	-	-	1,356	1,356
Capital Projects	-	57,471	-	-	-	-	57,471
Total Restricted	30,988	57,471	7,855	7,200	13,262	28,317	116,776
Committed							
Executed Contracts	49,807	-	380	-	-	380	50,187
Committed-Other	7,707	-	-	-	-	-	7,707
Green Space Initiative	-	-	367	-	-	367	367
Other Special Revenue Funds	-	-	2,125	-	-	2,125	2,125
Total Committed	57,514	-	2,872	-	-	2,872	60,386
Assigned							
CBA Settlements	10,000	-	-	-	-	-	10,000
Pension Contribution	5,000	-	-	-	-	-	5,000
MCH Compensating Balance	40,186	-	-	-	-	-	40,186
MCH Dialysis & TC3 Programming	15,000	-	-	-	-	-	15,000
Medical Insurance Transfer	5,000	-	-	-	-	-	5,000
Other Programs	7,882	-	-	-	-	-	7,882
Appropriated General Fund	26,971	-	-	-	-	-	26,971
Debt Service	-	-	-	20,538	238	20,776	20,776
Total Assigned	110,039	-	-	20,538	238	20,776	130,815
Unassigned							
	70,752	(78,156)	(1,304)	-	-	(1,304)	(8,708)
Total Fund Balance	\$ 300,110	\$ (20,685)	\$ 10,736	\$ 27,738	\$ 13,513	\$ 51,987	\$ 331,412

COUNTY OF MONROE, NEW YORK
Notes to Basic Financial Statements
Year Ended December 31, 2025

2. Real Property Tax

Section 10 of Article VIII of the State Constitution dictates the amount which may be raised in the County by tax on real property, in any fiscal year, for County purposes. This amount may not exceed 1.5 percent of the five-year average full valuation of taxable real property of the County, less certain deductions as specified within.

The computation in accordance with the constitutional provision for the calendar year 2025 budget is (000's omitted):

Five-year average full valuation of taxable real property	<u>\$58,779,952</u>
Tax limit (1.5% of 5-year average full valuation of property)	<u>881,699</u>
Total Tax levy and charges subject to limit	460,012
Less: Exclusions from tax limit	<u>(64,367)</u>
Total tax levy subject to taxing power limit	<u>395,645</u>
Tax margin (Unused Taxing Power)	<u>\$ 486,054</u>

Real property taxes include the property tax levy, delinquent taxes, and sales tax attributable to the towns in consideration for credits given to the towns' residents on their property tax bills. County real property taxes are levied annually and become a lien on January 1. Taxes for County purposes are levied together with taxes for town and town special district purposes, and with user charges of the various Pure Waters districts. Pursuant to State Law, the County guarantees the collection of town and town special district property taxes.

Towns are empowered to collect both County and town property tax warrants, which initially expire on January 31, through June 1, after which collection and enforcement procedures revert to the County Treasurer. The Monroe County Tax Act also empowers the City Treasurer to collect County taxes and user fees, levied on property situated within the City of Rochester, through February 15. Unlike procedures in effect for the towns, the County Treasurer also collects County taxes and fees on property situated in the City concurrently with the City Treasurer. Full payments are due before February 10. After February 10, interest accrues at a rate of 1.5% per month. The County also allows for installment payments with accrued interest on February 28, March 31, and April 30.

On August 20 of each year, the County purchases the tax liens on all properties for which there are unpaid property taxes. The tax lien, if still unpaid upon the expiration of one year from the August 20 tax sale date, qualifies the subject property for tax foreclosure proceedings. Unpaid taxes resulting from tax levies, which are identified as tax sale certificates, are required to be reported as deferred inflows of resources on the basis that they are not available to finance current operations. Those collected within the first sixty days of the following year are recorded as revenue at the governmental fund level. For the governmental activities, all uncollected tax sale certificates are recorded as revenue in the year levied.

3. Sales Tax

The County and the State of New York each currently impose sales and use tax. The State of New York imposes a sales and use tax of four percent and the County imposes four percent making a total of eight percent imposed within the County. The County's sales and use tax is composed of an original three percent and an additional one percent authorized by State law. The current law provides for continuation of the additional one percent through November 30, 2027.

The County's original three percent tax is allocated through a complex formula among the City of Rochester (approximately 35.6 percent), the towns and villages (approximately 29.8 percent) and suburban school districts (approximately 18.1 percent) with the County retaining the balance (approximately 16.5 percent). The additional one percent tax is allocated through another sharing formula whereby the towns (3 percent), villages (1.25 percent) and school districts (5 percent) each receive a percentage share. The remaining balance of the additional one percent is divided between the City of Rochester and the County so that when added to the original three percent tax, the total share (4 percent) for the City of Rochester and the County is equal.

COUNTY OF MONROE, NEW YORK
Notes to Basic Financial Statements
Year Ended December 31, 2025

4. Deposits and Investments

A. Deposit and Investment Policies

The County maintains an investment and deposit policy, the overall objective of which is to adequately safeguard the principal amount of funds invested or deposited; conformance with federal, state and other legal requirements; provide sufficient liquidity of invested funds in order to meet obligations as they become due; and attainment of a market rate of return. Oversight of investment activity is the responsibility of the Director of Finance – Chief Financial Officer.

B. Interest Rate Risk

Interest rate risk is the risk that the fair value of investments will be affected by changing interest rates. The County does not have a formal investment policy that limits investment maturities as a means of managing its exposure to fair value losses arising from increasing interest rates. The County has no long-term investments that expose it to significant interest rate risk.

NYCLASS: The dollar weighted average days to maturity (WAM) of NYCLASS at December 31, 2025, was 40.84 days. Next interest rate reset dates for floating rate securities are used in the calculation of the WAM. The weighted average life (WAL) of NYCLASS at December 31, 2025, is 79.99 days.

C. Credit Risk

For investments, credit risk is the risk that in the event of a failure of a counterparty, the County may not be able to recover the value of its investments. New York State General Municipal Law and the County's Investment and Deposit Policy authorize the County to purchase the following types of investments:

- Obligations of the United States of America
- Obligations guaranteed by the United States of America where payment of principal and interest are guaranteed by the United States of America
- Obligations of the State of New York
- Special time deposit accounts
- Certificates of Deposits
- Repurchase agreements limited to obligations of the United States of America, or obligations whose principal and interest are fully guaranteed, or insured by the United States of America. The term of each agreement shall generally not exceed 180 days. The agreement shall be confirmed in writing by the seller, and each security purchased under the agreement shall be specifically identified, segregated from the assets of the seller and delivered for safekeeping into an account designated and controlled by the County. Also, each seller shall enter into a master Repurchase Agreement with the County which shall specify the rights and obligations of the County and the Seller in all transactions
- Obligations of public authorities, public housing authorities, urban renewal agencies, and industrial development agencies where the general State statutes governing such entities or whose specific enabling legislation authorizes such investments
- Obligations issued pursuant to New York State Local Finance Law Section 24.00 and 25.00 (with approval of the New York State Comptroller) by any municipality, school district or district corporation other than the County of Monroe, New York

NYCLASS is rated by S&P Global Ratings. The current rating is 'AAAm.'

The County has no investments that expose it to significant credit risk.

COUNTY OF MONROE, NEW YORK
Notes to Basic Financial Statements
Year Ended December 31, 2025

D. Custodial Credit Risk

1. Deposits

For deposits, custodial credit risk is the risk that in the event of a failure of a depository financial institution, the County may not recover its deposits. In accordance with New York State General Municipal Law and the County's Investment and Deposit Policy, all deposits of the County including certificates of deposits and special time deposits, in excess of the amount insured under the provisions of the Federal Deposit Insurance Act shall be secured by a pledge of securities with an aggregate value equal to the aggregate amount of deposits. The County restricts the securities to the following eligible items; (a) obligations issued, or fully insured or guaranteed as to the payment of principal and interest, by the United States of America, an agency thereof or a United States government sponsored corporation; (b) obligations issued or fully guaranteed by the International Bank for Reconstruction and Development, the Inter-American Development Bank, the Asian Development Bank, and the African Development Bank; (c) obligations partially insured or guaranteed by any agency of the United States of America; (d) obligations issued or fully insured or guaranteed by the State of New York, obligations issued by municipal corporation, school district or district corporation of New York State or obligations of any public benefit corporation which under a specific State statute may be accepted as security for deposit of public monies; (e) obligations issued by states (other than the State of New York) of the United States rated in one of the two highest rating categories by at least one Nationally Recognized Statistical Rating Organization; (f) obligations of Puerto Rico rated in the highest rating category by at least one Nationally Recognized Statistical Rating Organization; (g) obligations of counties, cities and other governmental entities of a state other than the State of New York having the power to levy taxes that are backed by the full faith and credit of such governmental entity and rated in one of the two highest categories by at least one Nationally Recognized Statistical Rating Organization; (h) obligations of domestic corporations rated in one of the two highest rating categories by at least one Nationally Recognized Statistical Rating Organization; and (i) Zero coupon obligations of the United States of America marketed as "treasury strips".

As of December 31, 2025, \$182.9 million of the County's deposits of \$378.8 million, which are included in cash and cash equivalents, was exposed to custodial credit risk. This credit risk was uninsured and either collateralized by securities or money market funds held by the pledging bank's trust department not in the County's name or covered by a letter of credit agreement. The County has, as part of the working bank contract with Upstate National Bank, a letter of credit with the Federal Home Loan Bank of New York. Under which, the Bank has agreed to provide to the County the letter of credit in the amount of \$2.2 million. The agreement provides for collateralization of the County's uninsured cash balances at Upstate National Bank. As of December 31, 2025, \$2.2 million was unused and available. The difference of the above amounts is insured under the provisions of the Federal Deposit Insurance Act.

2. Investments

For investments, custodial credit risk is the risk that a government will not be able to recover the value of investments or collateral securities that are in the possession of an outside party if the counterparty to the transaction fails. The County's Investment and Deposit Policy requires that all investments be registered or insured in the County's name and held in the custody of the bank or the bank's trust department. The County requires that all repurchase agreements be limited to obligations of the United States of America or obligations whose principal and interest are fully guaranteed, or insured by the United States of America. At year end, the County had no custodial credit risk related to repurchase agreements since no repurchase agreements were purchased or outstanding during 2025.

3. NYCLASS

The U.S. Treasuries within the NYCLASS portfolio are backed by the full faith and credit of the United States Government and therefore do not require collateral. New York State Municipal Bonds within the portfolio are backed by the full faith and credit of the State of New York and therefore do not require collateral. The other permissible investment security types are collateralized in accordance with NYS GML Section 10 and the NYCLASS Investment Policy. Repurchase Agreements (repo) are collateralized 102% by either U.S. Treasuries or U.S. Agencies. Certificates of Deposit (CD) also require full collateral; currently NYCLASS CDs are being collateralized by Federal Home Loan Bank (FHLB) Letters of Credit (LOC).

COUNTY OF MONROE, NEW YORK
Notes to Basic Financial Statements
Year Ended December 31, 2025

E. Concentration of Credit Risk

The County places no limit on the amount that may be invested in any one issuer. At year end the County only had investments in U.S. Treasury obligations.

5. Custodial Accounts

Custodial assets refer to cash and cash equivalents held by the County for a third party. The Hospital holds \$1.3 million of funds owned by its patients and residents at the end of 2025.

6. Due to Other Governments

In the 2025 government-wide and fund financial statements, the category “*due to other governments*” balance of \$141 million includes primarily sales tax collections of \$92.5 million and school tax collections of \$28.5 million that are due to other municipalities within the County. The remaining amount is mostly comprised of \$20 million Social Services and Public Health dollars due to New York State and the Federal Government.

7. Restricted Cash and Cash Equivalents

Certain County cash and cash equivalents, excluding funds custodial accounts, securities and retained percentages as of December 31, 2025 are restricted to the following uses:

Restricted Cash and Cash Equivalents				
	<u>Capital Projects</u>	<u>Debt Service</u>	<u>Other</u>	<u>Total</u>
Governmental Activities:				
Capital Projects	\$ 35,922	\$ -	\$ -	\$ 35,922
Debt Service	-	20,462	-	20,462
Internal Service	<u>11,984</u>	<u>-</u>	<u>-</u>	<u>11,984</u>
Total Governmental Activities	<u>47,906</u>	<u>20,462</u>	<u>-</u>	<u>68,368</u>
Business-type Activities:				
Major Business-type Funds				
Hospital	1,315	2	-	1,317
Pure Waters	<u>10,416</u>	<u>206</u>	<u>-</u>	<u>10,622</u>
Total Major Business-type Funds	11,731	208	-	11,939
Nonmajor Business-type Funds				
Solid Waste	<u>819</u>	<u>-</u>	<u>-</u>	<u>819</u>
Total Business-type Activities	<u>12,550</u>	<u>208</u>	<u>-</u>	<u>12,758</u>
Fiduciary Funds:				
Custodial	<u>-</u>	<u>-</u>	<u>30,100</u>	<u>30,100</u>
Total Fiduciary Funds	<u>-</u>	<u>-</u>	<u>30,100</u>	<u>30,100</u>
Total Restricted Cash and Cash Equivalents	<u><u>\$ 60,456</u></u>	<u><u>\$ 20,670</u></u>	<u><u>\$ 30,100</u></u>	<u><u>\$ 111,226</u></u>

Restrictions for capital projects mainly represent funds raised through debt issuances for this purpose. Restrictions for debt service represent interest earned, unexpended proceeds and/or other assets specifically required under New York State's Local Finance Law to reduce future debt service payments. Restrictions for custodial funds are primarily composed of mortgage tax monies.

COUNTY OF MONROE, NEW YORK
Notes to Basic Financial Statements
Year Ended December 31, 2025

8. Receivables and Payables

A. Accounts Receivable

As of December 31, 2025 receivables are summarized as follows (000's omitted):

Accounts Receivable					
	<u>Taxes and Assessments</u>	<u>Returned School Taxes</u>	<u>Other Accounts Receivable</u>	<u>Allowance for Doubtful Accounts</u>	<u>Total</u>
Governmental Activities:					
Major Governmental Funds					
General Fund	\$ 26,571	\$ 27,244	\$ 28,560	\$ -	\$ 82,375
Capital Projects	-	-	49	-	49
Total Major Governmental Funds	<u>26,571</u>	<u>27,244</u>	<u>28,609</u>	<u>-</u>	<u>82,424</u>
Nonmajor Governmental Funds					
Special Revenue	-	-	14,297	(669)	13,628
Debt Service	-	-	9,175	-	9,175
Total Nonmajor Governmental Funds	<u>-</u>	<u>-</u>	<u>23,472</u>	<u>(669)</u>	<u>22,803</u>
Internal Service	<u>-</u>	<u>-</u>	<u>16</u>	<u>-</u>	<u>16</u>
Total Governmental Activities	<u>26,571</u>	<u>27,244</u>	<u>52,097</u>	<u>(669)</u>	<u>105,243</u>
Business-type Activities:					
Major Business-type Funds					
Airport	-	-	995	-	995
Hospital	-	-	9,440	(2,597)	6,843
Pure Waters	-	-	497	-	497
Total Major Business-type Funds	<u>-</u>	<u>-</u>	<u>10,932</u>	<u>(2,597)</u>	<u>8,335</u>
Nonmajor Business-type Funds					
Solid Waste	<u>-</u>	<u>-</u>	<u>2,084</u>	<u>-</u>	<u>2,084</u>
Total Business-type Activities	<u>-</u>	<u>-</u>	<u>13,016</u>	<u>(2,597)</u>	<u>10,419</u>
Total Accounts Receivable, net	<u><u>\$ 26,571</u></u>	<u><u>\$ 27,244</u></u>	<u><u>\$ 65,113</u></u>	<u><u>\$ (3,266)</u></u>	<u><u>\$ 115,662</u></u>

The nonmajor governmental funds receivable of \$22.8 million is comprised primarily of Tobacco Settlement Revenues due to MTASC of \$8.9 million, and community development loans issued of \$12.6 million, net of \$669 thousand which is estimated to be not collectable as some loans may be converted to grant awards. Business-type activity accounts receivable are comprised primarily of \$2.1 million for solid waste user fees, and \$6.8 million, net relating to patient accounts and third-party settlements in the Hospital.

COUNTY OF MONROE, NEW YORK
Notes to Basic Financial Statements
Year Ended December 31, 2025

B. Accounts Payable and Accrued Liabilities

The accounts payable and accrued liabilities balances in governmental activities include approximately 56 percent payable to vendors and 44 percent accrued salaries and benefits. The accounts payable and accrued liabilities in the business-type activities include approximately 70 percent payable to vendors and 30 percent accrued salaries and benefits. The accounts payable and accrued liabilities balances in governmental funds include approximately 89 percent payable to vendors and 11 percent accrued salaries and benefits. The accounts payable and accrued liabilities balances in proprietary funds approximate 35 percent payable to vendors and 65 percent accrued salaries and benefits.

C. Deferred Inflows

At the governmental fund level, revenues that are measurable but not available to finance current operations have been reported as deferred inflows of resources. Deferred inflows of resources in the general fund represent lease receivables, property tax receivables and opioid settlement receivables. Deferred inflows of resources for nonmajor governmental funds include community development program loans to be repaid to the County and MTASC tobacco settlement revenues.

D. Unearned Revenues

Unearned revenues in the general fund as of December 31, 2025 includes; American Rescue Plan Act of 2021, state grant funds for public safety improvements, and state aid advances for social services and mental health programs.

COUNTY OF MONROE, NEW YORK
Notes to Basic Financial Statements
Year Ended December 31, 2025

9. Capital Assets

Capital asset activity for the County's **governmental activities** consists of the following for the year ended December 31, 2025 (000's omitted):

Capital Asset Activity – Governmental Activities					
	Beginning Balance	Increases	Decreases	Capitalization of AUC	Ending Balance
Governmental Activities:					
Nondepreciable Assets					
Land	\$ 29,546	\$ 22	\$ -	\$ -	\$ 29,568
Assets under Construction	166,183	63,166	-	(60,798)	168,551
Total Nondepreciable Assets	<u>195,729</u>	<u>63,188</u>	<u>-</u>	<u>(60,798)</u>	<u>198,119</u>
Depreciable Assets					
Buildings	214,129	-	-	-	214,129
Infrastructure	1,087,802	-	(21,869)	22,028	1,087,961
Improvements other than Buildings	340,816	-	(14)	27,157	367,959
Machinery and Equipment	222,041	9,954	(3,119)	11,613	240,489
Total Depreciable Assets	<u>1,864,788</u>	<u>9,954</u>	<u>(25,002)</u>	<u>60,798</u>	<u>1,910,538</u>
Less Accumulated Depreciation					
Buildings	(151,569)	(3,959)	-	-	(155,528)
Infrastructure	(740,932)	(23,495)	19,030	-	(745,397)
Improvements other than Buildings	(211,407)	(11,499)	6	-	(222,900)
Machinery and Equipment	(164,680)	(13,295)	2,568	-	(175,407)
Total Accumulated Depreciation	<u>(1,268,588)</u>	<u>(52,248)</u>	<u>21,604</u>	<u>-</u>	<u>(1,299,232)</u>
Total Depreciable Assets, Net	<u>596,200</u>	<u>(42,294)</u>	<u>(3,398)</u>	<u>60,798</u>	<u>611,306</u>
Lease Assets					
Land Use	2,828	-	-	-	2,828
Buildings	13,195	-	-	-	13,195
Machinery and Equipment	1,571	-	-	-	1,571
Other	59,736	13,426	(236)	-	72,926
Total Lease Assets	<u>77,330</u>	<u>13,426</u>	<u>(236)</u>	<u>-</u>	<u>90,520</u>
Less Accumulated Amortization					
Land Use	(358)	(461)	-	-	(819)
Buildings	(6,649)	(2,338)	-	-	(8,987)
Machinery and Equipment	(667)	(331)	-	-	(998)
Other	(8,201)	(3,146)	236	-	(11,111)
Total Accumulated Amortization	<u>(15,875)</u>	<u>(6,276)</u>	<u>236</u>	<u>-</u>	<u>(21,915)</u>
Total Lease Assets, Net	<u>61,455</u>	<u>7,150</u>	<u>-</u>	<u>-</u>	<u>68,605</u>
Subscription-based information technology arrangements (SBITA)	16,364	5,076	(64)	-	21,376
Less Accumulated Amortization					
Subscription-based information technology arrangements (SBITA)	(2,163)	(3,419)	64	-	(5,518)
Total Subscription-based information technology arrangements, Net	<u>14,201</u>	<u>1,657</u>	<u>-</u>	<u>-</u>	<u>15,858</u>
Capital assets, net of accumulated depreciation/amortization	<u>671,856</u>	<u>(33,487)</u>	<u>(3,398)</u>	<u>60,798</u>	<u>695,769</u>
Capital Assets, Net	<u>\$ 867,585</u>	<u>\$ 29,701</u>	<u>\$ (3,398)</u>	<u>\$ -</u>	<u>\$ 893,888</u>

Assets under Construction (AUC) include work in progress on buildings, infrastructure, improvements and equipment.

COUNTY OF MONROE, NEW YORK
Notes to Basic Financial Statements
Year Ended December 31, 2025

Depreciation/amortization expense was charged to functions/programs of the County for the year ended December 31, 2025 as follows (000's omitted):

Depreciation/Amortization Expense Charged to Functions/Programs	
Governmental Activities:	Amount
General government	\$ 17,467
Public safety	14,258
Health and welfare	2,065
Culture, recreation and education	4,859
Transportation	23,209
Total	\$ 61,858

Capital asset activity of the County's **business-type activities** consists of the following for the year ended December 31, 2025 (000's omitted):

Capital Asset Activity – Business-type Activities					
	Beginning Balance	Increases	Decreases	Capitalization of AUC	Ending Balance
Business-type Activities:					
Nondepreciable Assets					
Land	\$ 28,236	\$ -	\$ -	\$ -	\$ 28,236
Assets under Construction	95,980	41,039	-	(38,220)	98,799
Total Nondepreciable Assets	124,216	41,039	-	(38,220)	127,035
Depreciable Assets					
Buildings	264,153	-	-	-	264,153
Infrastructure	686,553	-	-	-	686,553
Improvements other than Buildings	661,371	-	(164)	37,113	698,320
Machinery and Equipment	122,130	4,468	(2,068)	1,107	125,637
Total Depreciable Assets	1,734,207	4,468	(2,232)	38,220	1,774,663
Less Accumulated Depreciation					
Buildings	(216,241)	(2,518)	-	-	(218,759)
Infrastructure	(681,005)	(1,845)	-	-	(682,850)
Improvements other than Buildings	(409,193)	(24,660)	155	-	(433,698)
Machinery and Equipment	(102,245)	(4,363)	2,066	-	(104,542)
Total Accumulated Depreciation	(1,408,684)	(33,386)	2,221	-	(1,439,849)
Total Depreciable Assets, Net	325,523	(28,918)	(11)	38,220	334,814
Lease Assets					
Machinery and Equipment	24	82	-	-	106
Total Lease Assets	24	82	-	-	106
Less Accumulated Amortization					
Machinery and Equipment	(15)	(24)	-	-	(39)
Total Accumulated Amortization	(15)	(24)	-	-	(39)
Total Lease Assets, Net	9	58	-	-	67
Subscription-based information technology arrangements (SBITA)					
	34	-	-	-	34
Less Accumulated Amortization					
Subscription-based information technology arrangements (SBITA)	(7)	(11)	-	-	(18)
Total Subscription-based information technology arrangements, Net	27	(11)	-	-	16
Capital assets, net of accumulated depreciation/amortization	325,559	(28,871)	(11)	38,220	334,897
Capital Assets, Net	\$ 449,775	\$ 12,168	\$ (11)	\$ -	\$ 461,932

Assets under Construction (AUC) include work in progress on buildings, infrastructure, improvements and equipment.

COUNTY OF MONROE, NEW YORK
Notes to Basic Financial Statements
Year Ended December 31, 2025

Capital asset activity of the County's **airport enterprise fund** consists of the following for the year ended December 31, 2025 (000's omitted):

Airport Enterprise Fund – Capital Asset Activity					
	Beginning Balance	Increases	Decreases	Capitalization of AUC	Ending Balance
Business-type Activities:					
Nondepreciable Assets					
Land	\$ 19,294	\$ -	\$ -	\$ -	\$ 19,294
Assets under Construction	25,523	17,864	-	(3,253)	40,134
Total Nondepreciable Assets	<u>44,817</u>	<u>17,864</u>	<u>-</u>	<u>(3,253)</u>	<u>59,428</u>
Depreciable Assets					
Buildings	59,540	-	-	-	59,540
Improvements other than Buildings	404,123	-	(159)	3,166	407,130
Machinery and Equipment	23,804	2,201	(1,594)	87	24,498
Total Depreciable Assets	<u>487,467</u>	<u>2,201</u>	<u>(1,753)</u>	<u>3,253</u>	<u>491,168</u>
Less Accumulated Depreciation					
Buildings	(25,950)	(1,052)	-	-	(27,002)
Improvements other than Buildings	(258,614)	(14,402)	154	-	(272,862)
Machinery and Equipment	(16,902)	(1,564)	1,594	-	(16,872)
Total Accumulated Depreciation	<u>(301,466)</u>	<u>(17,018)</u>	<u>1,748</u>	<u>-</u>	<u>(316,736)</u>
Total Depreciable Assets, Net	<u>186,001</u>	<u>(14,817)</u>	<u>(5)</u>	<u>3,253</u>	<u>174,432</u>
Capital Assets, Net	<u>\$ 230,818</u>	<u>\$ 3,047</u>	<u>\$ (5)</u>	<u>\$ -</u>	<u>\$ 233,860</u>

Assets under Construction (AUC) include work in progress on buildings, improvements and equipment.

COUNTY OF MONROE, NEW YORK
Notes to Basic Financial Statements
Year Ended December 31, 2025

Capital asset activity of the County's **hospital enterprise fund** consists of the following for the year ended December 31, 2025 (000's omitted):

Hospital Enterprise Fund – Capital Asset Activity					
	Beginning Balance	Increases	Decreases	Capitalization of AUC	Ending Balance
Business-type Activities:					
Nondepreciable Assets					
Land	\$ 109	\$ -	\$ -	\$ -	\$ 109
Assets under Construction	4,458	2,879	-	(3,119)	4,218
Total Nondepreciable Assets	<u>4,567</u>	<u>2,879</u>	<u>-</u>	<u>(3,119)</u>	<u>4,327</u>
Depreciable Assets					
Buildings	126,437	-	-	-	126,437
Improvements other than Buildings	8,843	-	(5)	2,403	11,241
Machinery and Equipment	34,248	666	(4)	716	35,626
Total Depreciable Assets	<u>169,528</u>	<u>666</u>	<u>(9)</u>	<u>3,119</u>	<u>173,304</u>
Less Accumulated Depreciation					
Buildings	(123,011)	(689)	-	-	(123,700)
Improvements other than Buildings	(4,618)	(324)	1	-	(4,941)
Machinery and Equipment	(28,523)	(1,407)	3	-	(29,927)
Total Accumulated Depreciation	<u>(156,152)</u>	<u>(2,420)</u>	<u>4</u>	<u>-</u>	<u>(158,568)</u>
Total Depreciable Assets, Net	<u>13,376</u>	<u>(1,754)</u>	<u>(5)</u>	<u>3,119</u>	<u>14,736</u>
Lease Assets					
Machinery and Equipment	24	-	-	-	24
Total Lease Assets	<u>24</u>	<u>-</u>	<u>-</u>	<u>-</u>	<u>24</u>
Less Accumulated Amortization					
Machinery and Equipment	(15)	(8)	-	-	(23)
Total Accumulated Amortization	<u>(15)</u>	<u>(8)</u>	<u>-</u>	<u>-</u>	<u>(23)</u>
Total Lease Assets, Net	<u>9</u>	<u>(8)</u>	<u>-</u>	<u>-</u>	<u>1</u>
Subscription-based information technology arrangements (SBITA)					
	34	-	-	-	34
Less Accumulated Amortization					
Subscription-based information technology arrangements (SBITA)	(7)	(11)	-	-	(18)
Total Subscription-based information technology arrangements, Net	<u>27</u>	<u>(11)</u>	<u>-</u>	<u>-</u>	<u>16</u>
Capital assets, net of accumulated depreciation/amortization	<u>13,412</u>	<u>(1,773)</u>	<u>(5)</u>	<u>3,119</u>	<u>14,753</u>
Capital Assets, Net	<u>\$ 17,979</u>	<u>\$ 1,106</u>	<u>\$ (5)</u>	<u>\$ -</u>	<u>\$ 19,080</u>

Assets under Construction (AUC) include work in progress on improvements and equipment.

COUNTY OF MONROE, NEW YORK
Notes to Basic Financial Statements
Year Ended December 31, 2025

Capital asset activity of the County's **pure waters enterprise fund** consists of the following for the year ended December 31, 2025 (000's omitted):

Pure Waters Enterprise Fund – Capital Asset Activity					
	Beginning Balance	Increases	Decreases	Capitalization of AUC	Ending Balance
Business-type Activities:					
Nondepreciable Assets					
Land	\$ 2,371	\$ -	\$ -	\$ -	\$ 2,371
Assets under Construction	64,441	19,358	-	(30,381)	53,418
Total Nondepreciable Assets	<u>66,812</u>	<u>19,358</u>	<u>-</u>	<u>(30,381)</u>	<u>55,789</u>
Depreciable Assets					
Buildings	67,999	-	-	-	67,999
Infrastructure	686,553	-	-	-	686,553
Improvements other than Buildings	237,594	-	-	30,077	267,671
Machinery and Equipment	60,380	1,601	(470)	304	61,815
Total Depreciable Assets	<u>1,052,526</u>	<u>1,601</u>	<u>(470)</u>	<u>30,381</u>	<u>1,084,038</u>
Less Accumulated Depreciation					
Buildings	(57,187)	(743)	-	-	(57,930)
Infrastructure	(681,005)	(1,845)	-	-	(682,850)
Improvements other than Buildings	(136,050)	(9,855)	-	-	(145,905)
Machinery and Equipment	(54,202)	(1,245)	469	-	(54,978)
Total Accumulated Depreciation	<u>(928,444)</u>	<u>(13,688)</u>	<u>469</u>	<u>-</u>	<u>(941,663)</u>
Total Depreciable Assets, Net	<u>124,082</u>	<u>(12,087)</u>	<u>(1)</u>	<u>30,381</u>	<u>142,375</u>
Lease Assets					
Machinery and Equipment	-	82	-	-	82
Total Lease Assets	<u>-</u>	<u>82</u>	<u>-</u>	<u>-</u>	<u>82</u>
Less Accumulated Amortization					
Machinery and Equipment	-	(16)	-	-	(16)
Total Accumulated Amortization	<u>-</u>	<u>(16)</u>	<u>-</u>	<u>-</u>	<u>(16)</u>
Total Lease Assets, Net	<u>-</u>	<u>66</u>	<u>-</u>	<u>-</u>	<u>66</u>
Capital assets, net of accumulated depreciation/amortization	<u>124,082</u>	<u>(12,021)</u>	<u>(1)</u>	<u>30,381</u>	<u>142,441</u>
Capital Assets, Net	<u>\$ 190,894</u>	<u>\$ 7,337</u>	<u>\$ (1)</u>	<u>\$ -</u>	<u>\$ 198,230</u>

Assets under Construction (AUC) include work in progress on improvements and equipment.

COUNTY OF MONROE, NEW YORK
Notes to Basic Financial Statements
Year Ended December 31, 2025

Capital asset activity of the County's **nonmajor enterprise funds** consists of the following for the year ended December 31, 2025 (000's omitted):

Nonmajor Enterprise Funds – Capital Asset Activity					
	Beginning Balance	Increases	Decreases	Capitalization of AUC	Ending Balance
Business-type Activities:					
Nondepreciable Assets					
Land	\$ 6,462	\$ -	\$ -	\$ -	\$ 6,462
Assets under Construction	1,558	938	-	(1,467)	1,029
Total Nondepreciable Assets	<u>8,020</u>	<u>938</u>	<u>-</u>	<u>(1,467)</u>	<u>7,491</u>
Depreciable Assets					
Buildings	10,177	-	-	-	10,177
Improvements other than Buildings	10,811	-	-	1,467	12,278
Machinery and Equipment	3,698	-	-	-	3,698
Total Depreciable Assets	<u>24,686</u>	<u>-</u>	<u>-</u>	<u>1,467</u>	<u>26,153</u>
Less Accumulated Depreciation					
Buildings	(10,093)	(34)	-	-	(10,127)
Improvements other than Buildings	(9,911)	(79)	-	-	(9,990)
Machinery and Equipment	(2,618)	(147)	-	-	(2,765)
Total Accumulated Depreciation	<u>(22,622)</u>	<u>(260)</u>	<u>-</u>	<u>-</u>	<u>(22,882)</u>
Total Depreciable Assets, Net	<u>2,064</u>	<u>(260)</u>	<u>-</u>	<u>1,467</u>	<u>3,271</u>
Capital Assets, Net	<u>\$ 10,084</u>	<u>\$ 678</u>	<u>\$ -</u>	<u>\$ -</u>	<u>\$ 10,762</u>

Assets under Construction (AUC) include work in progress on improvements.

COUNTY OF MONROE, NEW YORK
Notes to Basic Financial Statements
Year Ended December 31, 2025

10. Indebtedness and Certain Long-term Obligations

A. Short-term Indebtedness

The County had no outstanding short-term notes payable as of December 31, 2025.

B. Long-term Liabilities

The following is a summary of long-term liabilities for the primary government as of December 31, 2025 (000's omitted):

Long-term Liabilities – Primary Government					
	Beginning Balance	Additions	Deductions	Ending Balance	Current Portion
Governmental Activities:					
Leases payable	\$ 65,422	\$ 13,426	\$ (5,554)	\$ 73,294	\$ 5,323
Subscription-based information technology arrangements payable	13,960	5,076	(3,140)	15,896	3,284
Bonds payable	661,964	62,633	(35,170)	689,427	37,121
Net pension liability	130,115	35,881	(705)	165,291	-
Total postemployment benefits other than pension	389,250	37,737	(27,330)	399,657	31,303
Other Long-term Liabilities					
Federal, state and other long-term liabilities	14,588	4,442	(7,539)	11,491	2,454
Compensated absences	68,575	45,514	(37,623)	76,466	37,363
Total Other Long-term Liabilities	83,163	49,956	(45,162)	87,957	39,817
Total Governmental Long-term Liabilities	\$ 1,343,874	\$ 204,709	\$ (117,061)	\$ 1,431,522	\$ 116,848
Business-type Activities:					
Leases payable	\$ 9	\$ 81	\$ (23)	\$ 67	\$ 17
Subscription-based information technology arrangements payable	22	-	(11)	11	11
Bonds payable	148,349	19,555	(19,597)	148,307	16,507
Net pension liability	35,469	10,077	-	45,546	-
Total postemployment benefits other than pension	45,199	5,753	(5,215)	45,737	5,266
Other Long-term Liabilities					
Compensated absences	9,329	8,786	(7,675)	10,440	6,510
Total Other Long-term Liabilities	9,329	8,786	(7,675)	10,440	6,510
Total Business-type Long-term Liabilities	\$ 238,377	\$ 44,252	\$ (32,521)	\$ 250,108	\$ 28,311

The current portion of compensated absences is included in accounts payable and accrued liabilities in the statement of net position.

COUNTY OF MONROE, NEW YORK
Notes to Basic Financial Statements
Year Ended December 31, 2025

The County borrows funds on a long-term basis for the purpose of financing acquisitions of land, equipment, construction of buildings and improvements. This policy enables the cost of these capital assets to be borne by the present and future taxpayers receiving the benefit of the capital assets. The liability for long-term debt for governmental funds appears on the government-wide statements, and is shown on the reconciliation between the fund level and the government-wide statements. The liability for long-term debt for proprietary funds is presented in the statement of net position. Interest expense for business-type activities that is directly related to the enterprise fund is included as a direct function expense.

The General Fund or applicable special revenue funds are the governmental funds that generally have been used in prior years to liquidate compensated absences, other postemployment benefits obligation and net pension liabilities.

The following is a summary of changes in bonds payable for the year ended December 31, 2025 (000's omitted):

Bonds Payable – Primary Government					
	Beginning Balance	Additions	Deductions	Ending Balance	Current Portion
Governmental Activities:					
Governmental Funds	\$ 597,628	\$ 48,021	\$ (26,891)	\$ 618,758	\$ 30,829
Internal Service Funds	64,336	14,612	(8,279)	70,669	6,292
Total Governmental Activities	661,964	62,633	(35,170)	689,427	37,121
Business-type Activities:					
Airport	10,801	-	(3,717)	7,084	3,245
Hospital	8,228	7,476	(1,882)	13,822	2,191
Pure Waters	128,105	11,101	(13,680)	125,526	10,961
Nonmajor	1,215	978	(318)	1,875	110
Total Business-type Activities	148,349	19,555	(19,597)	148,307	16,507
Total Bonds Payable	<u>\$ 810,313</u>	<u>\$ 82,188</u>	<u>\$ (54,767)</u>	<u>\$ 837,734</u>	<u>\$ 53,628</u>

COUNTY OF MONROE, NEW YORK
Notes to Basic Financial Statements
Year Ended December 31, 2025

The following is a summary of serial bonded indebtedness for the year ended December 31, 2025 (000's omitted):

Bonds Payable – Primary Government					
	<u>Original Amount</u>	<u>Date of Bonds</u>	<u>Interest Rate Percent</u>	<u>Final Maturity</u>	<u>Outstanding Amount</u>
Governmental Activities:					
Governmental Funds					
<u>Bonds issued by the County</u>					
PI Refunding Bonds - 2015-A	\$ 22,426	3/26/2015	5.00	2027	\$ 56
PI- 2015	35,606	6/30/2015	3.00/5.00	2033	6,180
PI-2016	15,021	6/29/2016	2.00/5.00	2031	3,610
PI-2016-B	72,099	10/27/2016	3.00/5.00	2034	15,532
PI-2017	21,016	6/27/2017	3.00/5.00	2032	7,359
PI-2018	34,696	6/26/2018	3.00/5.00	2038	16,293
PI-2019-A	34,584	6/25/2019	3.00/5.00	2039	15,968
PI Refunding-2019	6,304	4/18/2019	5.00	2029	1,236
GO Refunding Bonds - 2020	8,699	6/4/2020	4.00/5.00	2030	2,176
PI-2021	35,784	6/30/2021	2.00/5.00	2041	26,821
GO Refunding Bonds - 2021	8,990	8/10/2021	5.00	2031	2,724
PI-2022	25,168	6/29/2022	4.00/5.00	2042	21,356
PI-2023	35,613	6/29/2023	4.00/5.00	2043	31,928
PI-2024	37,460	6/27/2024	4.00	2044	35,900
PI-2025	43,393	6/26/2025	5.00	2045	43,393
					<u>230,532</u>
Add: Unamortized bond premium					<u>26,313</u>
Total Bonds Issued by the County					<u>256,845</u>
<u>Bonds Issued by MTASC</u>					
MTASC Series 2005	157,720	8/25/2005	5.00/6.65	2060	121,055
MTASC Series 2006	14,579	2/7/2006	7.70	2061	14,579
MTASC Series 2010	63,100	6/1/2010	6.25	2060	59,600
					<u>195,234</u>
Add: Accretion of capital appreciation bonds					131,537
Less: Unamortized bond discount					<u>(1,604)</u>
Total Bonds Issued by MTASC					<u>\$ 325,167</u>

*PI: Public Improvement, GO: General Obligation

COUNTY OF MONROE, NEW YORK
Notes to Basic Financial Statements
Year Ended December 31, 2025

Bonds Payable – Primary Government (continued)

	Original Amount	Date of Bonds	Interest Rate Percent	Final Maturity	Outstanding Amount
Governmental Activities (continued):					
<u>Bonds Issued by the County for Monroe Community College (MCC)</u>					
PI-2015	\$ 16,790	6/30/2015	3.00/5.00	2035	\$ 7,187
PI-2016	15,564	6/29/2016	2.00/5.00	2036	8,262
PI-2016-B	13,000	10/27/2016	3.00/5.00	2036	8,118
PI-2017	8,000	6/27/2017	3.00/5.00	2037	4,535
PI-2018	2,190	6/26/2018	3.00/5.00	2038	97
PI Refunding-2019	3,225	4/18/2019	5.00	2029	1,233
GO Refunding Bonds - 2020	2,365	6/4/2020	4.00/5.00	2030	1,196
GO Refunding Bonds - 2021	1,136	8/10/2021	5.00	2031	675
PI-2023	1,728	6/29/2023	4.00/5.00	2043	1,545
PI-2025	454	6/27/2025	5.00	2045	454
					<u>33,302</u>
Add: Unamortized bond premium					<u>3,444</u>
Total Bonds Issued by the County for MCC					<u>36,746</u>
Total Governmental Funds					<u>618,758</u>
<u>Internal Service Funds</u>					
PI Refunding - 2015-A	8,116	3/26/2015	5.00	2027	518
PI-2015	10,199	6/30/2015	3.00/5.00	2031	321
PI-2016	5,997	6/29/2016	2.00/5.00	2035	825
PI-2017	4,500	6/27/2017	3.00/5.00	2037	34
PI-2018	19,037	6/27/2017	3.00/5.00	2038	9,927
PI-2019A	2,553	6/25/2019	3.00/5.00	2039	1,352
PI Refunding-2019	3,516	4/18/2019	5.00	2029	1,375
GO Refunding Bonds - 2020	11,128	6/4/2020	4.00/5.00	2030	5,447
PI-2021	18,545	6/30/2021	2.00/5.00	2041	13,762
GO Refunding Bonds - 2021	4,850	8/10/2021	5.00	2031	2,561
PI-2022	3,050	6/29/2022	4.00/5.00	2042	2,245
PI-2024	14,000	6/27/2024	4.00	2044	13,440
PI-2025	13,358	6/27/2024	5.00	2045	13,358
					<u>65,165</u>
Add: Unamortized bond premium					<u>5,504</u>
Total Internal Service Funds					<u>70,669</u>
Total Governmental Activities					<u><u>\$ 689,427</u></u>

*PI: Public Improvement, GO: General Obligation

COUNTY OF MONROE, NEW YORK
Notes to Basic Financial Statements
Year Ended December 31, 2025

Bonds Payable – Primary Government (continued)					
	<u>Original Amount</u>	<u>Date of Bonds</u>	<u>Interest Rate Percent</u>	<u>Final Maturity</u>	<u>Outstanding Amount</u>
Business-type Activities:					
Bonds issued by the County					
<u>Airport Fund</u>					
PI-2019-B	\$ 22,570	6/25/2019	5.00	2027	\$ 6,215
Add: Unamortized bond premium					<u>869</u>
Total Airport Fund					<u>7,084</u>
<u>Hospital Fund</u>					
PI-2016	1,920	6/29/2016	2.00/5.00	2031	173
PI-2017	1,245	6/27/2017	3.00/5.00	2031	179
GO Refunding Bonds - 2021	599	8/10/2021	5.00	2031	45
PI-2015	4,065	6/30/2015	3.00/5.00	2035	637
PI-2018	1,813	6/26/2018	3.00/5.00	2038	138
PI-2019-A	5,885	6/25/2019	3.00/5.00	2039	821
PI-2021	2,658	6/30/2021	2.00/5.00	2041	828
PI-2022	3,620	6/29/2022	4.00/5.00	2042	3,058
PI-2025	6,879	6/26/2025	5.00	2045	<u>6,879</u>
					12,758
Add: Unamortized bond premium					<u>1,064</u>
Total Hospital Fund					<u>\$ 13,822</u>

*PI: Public Improvement, GO: General Obligation

COUNTY OF MONROE, NEW YORK
Notes to Basic Financial Statements
Year Ended December 31, 2025

Bonds Payable – Primary Government (continued)

	Original Amount	Date of Bonds	Interest Rate Percent	Final Maturity	Outstanding Amount
Business-type Activities (continued):					
Bonds issued by the County					
<u>Pure Waters Fund</u>					
PI-2014	\$ 22,920	7/2/2014	2.00/5.00	2034	\$ 11,415
PI Refunding - 2015-A	25,643	3/26/2015	4.00/5.00	2027	2,286
PI-2015	16,900	6/30/2015	3.00/5.00	2035	9,301
PI-2016	16,147	6/29/2016	2.00/5.00	2036	5,645
PI-2016-B	3,615	10/27/2016	3.00/5.00	2036	2,165
PI-2017	8,359	6/27/2017	3.00/5.00	2037	5,193
PI-2018	19,889	6/26/2018	3.00/5.00	2038	14,308
PI Refunding-2019	8,952	4/18/2019	3.00/5.00	2038	3,514
PI-2019-A	6,874	6/25/2019	3:00/5:00	2039	5,309
GO Refunding Bonds - 2020	7,373	6/4/2020	4.00/5.00	2030	3,776
GO Refunding Bonds - 2021	10,922	6/4/2020	4.00/5.00	2031	6,664
PI-2021	6,244	6/30/2021	2.00/5.00	2041	4,833
PI-2022	2,738	6/29/2022	4.00/5.00	2042	2,239
PI-2023	4,490	6/29/2023	4.00/5.00	2043	11,492
PI-2024	18,500	6/27/2024	4.00	2044	17,760
PI-2025	10,181	6/26/2025	5.00	2045	10,181
					<u>116,081</u>
Add: Unamortized bond premium					<u>9,445</u>
Total Pure Waters Fund					<u>125,526</u>
<u>Nonmajor Enterprise Funds</u>					
PI-2015	1,470	6/30/2015	3.00/5.00	2035	199
PI-2018	190	6/29/2018	3.00/5.00	2038	37
PI-2021	298	6/30/2021	2.00/5.00	2041	496
GO Refunding Bonds - 2021	574	8/10/2021	5.00	2031	81
PI-2022	27	6/29/2022	4.00/5.00	2042	11
PI-2025	905	6/27/2025	5.00	2045	905
					<u>1,729</u>
Add: Unamortized bond premium					<u>146</u>
Total Nonmajor Enterprise Funds					<u>1,875</u>
Total Business-type Activities					<u>\$ 148,307</u>
Total Primary Government					<u>\$ 837,734</u>

*PI: Public Improvement, GO: General Obligation

COUNTY OF MONROE, NEW YORK
Notes to Basic Financial Statements
Year Ended December 31, 2025

C. Future Debt Service

The following is a schedule of annual principal and interest payments on bonds outstanding for the primary government as of December 31, (000's omitted):

Principal and Interest Payments – Primary Government							
	Governmental Activities		Business-type Activities				Total Primary Government
	Governmental Funds	Internal Service	Airport	Hospital	Pure Waters	Nonmajor Funds	
Principal							
2026	\$ 30,829	\$ 6,292	\$ 3,245	\$ 2,191	\$ 10,961	\$ 110	\$ 53,628
2027	27,404	6,877	2,970	1,545	10,820	108	49,724
2028	26,837	6,449	-	1,572	9,882	105	44,845
2029	25,318	6,373	-	1,543	10,004	107	43,345
2030	23,165	5,493	-	1,540	9,362	104	39,664
2031 - 2035	78,444	15,715	-	3,009	37,511	496	135,175
2036 - 2040	37,886	12,936	-	990	19,335	423	71,570
2041 - 2045	164,670	5,030	-	368	8,206	276	178,550
2046 - 2050	5,387	-	-	-	-	-	5,387
2051 - 2055	8,924	-	-	-	-	-	8,924
2056 - 2060	15,625	-	-	-	-	-	15,625
2061	14,579	-	-	-	-	-	14,579
Total Principal	<u>459,068</u>	<u>65,165</u>	<u>6,215</u>	<u>12,758</u>	<u>116,081</u>	<u>1,729</u>	<u>661,016</u>
Interest							
2026	19,525	2,904	230	699	4,532	89	27,979
2027	17,227	2,299	74	460	3,827	65	23,952
2028	16,024	1,985	-	385	3,384	60	21,838
2029	14,888	1,686	-	310	2,969	55	19,908
2030	13,869	1,420	-	236	2,578	50	18,153
2031 - 2035	58,661	4,954	-	602	8,447	191	72,855
2036 - 2040	47,774	2,268	-	183	3,233	106	53,564
2041 - 2045	14,917	392	-	15	647	32	16,003
2046 - 2050	66,578	-	-	-	-	-	66,578
2051 - 2055	193,791	-	-	-	-	-	193,791
2056 - 2060	593,075	-	-	-	-	-	593,075
2061	938,321	-	-	-	-	-	938,321
Total Interest	<u>1,994,650</u>	<u>17,908</u>	<u>304</u>	<u>2,890</u>	<u>29,617</u>	<u>648</u>	<u>2,046,017</u>
Total Principal and Interest	<u>\$ 2,453,718</u>	<u>\$ 83,073</u>	<u>\$ 6,519</u>	<u>\$ 15,648</u>	<u>\$ 145,698</u>	<u>\$ 2,377</u>	<u>\$ 2,707,033</u>

Approximately \$332 million of the total principal is anticipated to be financed by user charges or tobacco settlement revenues. The remainder will be financed through the real property tax levy, general County revenues or existing reserves available for the retirement of debt. All proprietary fund debt is secured by the County's full faith and credit. Starting in 2041, interest payments include the tobacco settlement capital appreciation bonds.

COUNTY OF MONROE, NEW YORK
Notes to Basic Financial Statements
Year Ended December 31, 2025

11. Leases, Subscription-based Information Technology Arrangements and Public-Private/Public-Public Partnerships/Availability Payment Arrangements

A. Lessor Agreements

The County's leasing operations consist of office space to the City of Rochester and a baseball stadium to Rochester Community Baseball. The leases receivable were discounted to a net present value at December 31, 2025 using a 4.28% interest rate.

Activity of lease inflows for the year ending December 31, 2025 (000's omitted) are summarized as follows:

Lessor Agreements			
	Governmental Activities		
	General Fund	Internal Service Funds	Total
Lease-related revenue			
Building	\$ 102	\$ -	\$ 102
Office Space	-	291	291
Total lease revenue	102	291	393
Interest revenue	31	77	108
Total lease-related revenue	\$ 133	\$ 368	\$ 501

Future minimum lease payments due to the County as of December 31, (000's omitted) were as follows:

Lessor Agreements			
	Governmental Activities		
	General Fund	Internal Service	Total
Principal			
2026	\$ -	\$ 292	\$ 292
2027	-	305	305
2028	-	318	318
2029	-	332	332
2030	27	346	373
2031 - 2035	404	89	493
2036 - 2040	188	-	188
Total Principal	619	1,682	2,301
Interest			
2026	-	68	68
2027	-	55	55
2028	100	42	142
2029	100	28	128
2030	73	13	86
2031 - 2035	96	1	97
2036 - 2040	12	-	12
Total Interest	381	207	588
Total Future Receipts	\$ 1,000	\$ 1,889	\$ 2,889

The County recorded a current lease receivable of \$310 thousand in governmental activities which includes \$18 thousand of accrued interest and a noncurrent lease receivable of \$2.1 million in governmental activities which includes \$116 thousand of accrued interest.

COUNTY OF MONROE, NEW YORK
Notes to Basic Financial Statements
Year Ended December 31, 2025

B. Lessee Agreements

The County leases a variety of buildings, equipment and office space from various entities.

Activity of lease liability for the year ended December 31, 2025 (000's omitted) is summarized as follows:

Lessee Agreements					
	Beginning Balance	Additions	Deductions	Ending Balance	Current Portion
Governmental Activities:					
General Fund	\$ 61,526	\$ 13,426	\$ (3,690)	\$ 71,262	\$ 3,338
Internal Service Funds	3,896	-	(1,864)	2,032	1,985
Total Governmental Activities	<u>65,422</u>	<u>13,426</u>	<u>(5,554)</u>	<u>73,294</u>	<u>5,323</u>
Business-type Activities:					
Hospital	9	-	(8)	1	1
Pure Waters	-	81	(15)	66	16
Total Business-type Activities	<u>9</u>	<u>81</u>	<u>(23)</u>	<u>67</u>	<u>17</u>
Total Leases Payable	<u>\$ 65,431</u>	<u>\$ 13,507</u>	<u>\$ (5,577)</u>	<u>\$ 73,361</u>	<u>\$ 5,340</u>

The following is a schedule of annual requirements to amortize long-term obligations and related interest as of December 31, (000's omitted):

Lessee Agreements					
	Governmental Activities		Business-type Activities		Total
	General Fund	Internal Service	Hospital	Pure Waters	
Principal					
2026	\$ 3,338	\$ 1,985	\$ 1	\$ 16	\$ 5,340
2027	2,987	37	-	16	3,040
2028	2,629	10	-	17	2,656
2029	2,457	-	-	17	2,474
2030	2,555	-	-	-	2,555
2031 - 2035	14,638	-	-	-	14,638
2036 - 2040	14,040	-	-	-	14,040
2041 - 2045	18,160	-	-	-	18,160
2046 - 2050	10,458	-	-	-	10,458
Total Principal	<u>71,262</u>	<u>2,032</u>	<u>1</u>	<u>66</u>	<u>73,361</u>
Interest					
2026	2,960	49	-	3	3,012
2027	2,872	1	-	2	2,875
2028	2,750	-	-	1	2,751
2029	2,641	-	-	-	2,641
2030	2,536	-	-	-	2,536
2031 - 2035	10,880	-	-	-	10,880
2036 - 2040	7,800	-	-	-	7,800
2041 - 2045	4,430	-	-	-	4,430
2046 - 2050	733	-	-	-	733
Total Interest	<u>37,602</u>	<u>50</u>	<u>-</u>	<u>6</u>	<u>37,658</u>
Total Future Payments	<u>\$ 108,864</u>	<u>\$ 2,082</u>	<u>\$ 1</u>	<u>\$ 72</u>	<u>\$ 111,019</u>

COUNTY OF MONROE, NEW YORK
Notes to Basic Financial Statements
Year Ended December 31, 2025

C. Subscription-Based Information Technology Arrangements

The County has entered into noncancelable subscription-based information technology arrangement contracts for several types of software. The County pays for a variety of software from various entities.

Activity of subscription-based information technology arrangements payable liability for the year ended December 31, 2025 (000's omitted) is summarized as follows:

Subscription-based information technology arrangements					
	Beginning Balance	Additions	Deductions	Ending Balance	Current Portion
Governmental Activities:					
General Fund	\$ 650	\$ 1,680	\$ (743)	\$ 1,587	\$ 626
Internal Service Funds	13,310	3,396	(2,397)	14,309	2,658
Total Governmental Activities	13,960	5,076	(3,140)	15,896	3,284
Business-type Activities:					
Hospital	22	-	(11)	11	11
Total Business-type Activities	22	-	(11)	11	11
Total Subscription-based information technology arrangements payable	\$ 13,982	\$ 5,076	\$ (3,151)	\$ 15,907	\$ 3,295

The following is a schedule of annual requirements to amortize long-term obligations and related interest as of December 31, (000's omitted):

	Subscription-based information technology arrangements			
	Governmental Activities		Business-type Activities	
	General Fund	Internal Service	Hospital	Total
Principal				
2026	\$ 626	\$ 2,658	\$ 11	\$ 3,295
2027	391	1,699	-	2,090
2028	280	1,754	-	2,034
2029	290	1,242	-	1,532
2030	-	1,211	-	1,211
2031-2035	-	5,745	-	5,745
Total Principal	1,587	14,309	11	15,907
Interest				
2026	67	575	-	642
2027	42	478	-	520
2028	25	410	-	435
2029	13	337	-	350
2030	-	286	-	286
2031-2035	-	611	-	611
Total Interest	147	2,697	-	2,844
Total Future Payments	\$ 1,734	\$ 17,006	\$ 11	\$ 18,751

COUNTY OF MONROE, NEW YORK
Notes to Basic Financial Statements
Year Ended December 31, 2025

D. Public-Private/Public-Public Partnerships/Availability Payment Arrangements

The County is the transferor/operator in a Public-Private/Public-Public Partnership related to the Seneca Park Zoo (Zoo) which is reported in the General Fund. The County has two separate license and operating agreements with the Seneca Park Zoo Society (Society) and SSA Group. As these agreements only include variable payments, a receivable will not be recorded and the payments will be recognized as revenue in the period the payments relate.

Society: Agreement dates of October 1, 2021 to December 31, 2026, together with up to two additional five year renewals. The Society is a not-for-profit corporation chartered to cooperate with the County in the raising of funds for the benefit of the Zoo; to foster, develop, and promote interest and civic pride among the citizens of the County in their zoo and the animals therein; and to provide an organization dedicated to the advancement of scientific education and conservation knowledge of the members of the animal kingdom. The agreement is for the provision of publicity, educational events, and special events (including public events, private events, and fundraising events) at the Zoo. The Society remits to the County facility use fees, a percentage of membership revenue earned, fundraising collections and utilities. For 2025, these amounts totaled \$336 thousand.

SSA Group: Agreement dates of October 1, 2021 to December 31, 2026, together with up to two additional five year renewals. The agreement is for the Zoo concession (including catering), gift shop, and admission services. SSA Group remits to the County a share of concession, catering, gift shop, admission and attractions sales. 100% of educational school groups sales and gift card are remitted to the County. For 2025, these amounts totaled \$1.5 million.

12. Employee Pension

A. Employee Pension Plans

The County participates in the New York State and Local Employees' Retirement System (ERS) and New York State Police and Firefighters Retirement System (PFRS). Both ERS and PFRS are cost-sharing multiple-employer retirement plans that provide retirement benefits as well as death and disability benefits. Obligations of employers and employees to contribute and benefits to employees are governed by the New York State Retirement and Social Security Law (NYSRSSL). As set forth in the NYSRSSL, the Comptroller of the State of New York (Comptroller) serves as sole trustee and administrative head of ERS and PFRS. The Comptroller shall adopt and may amend rules and regulations for the administration and transaction of the business of ERS and PFRS and for the custody and control of their funds. ERS and PFRS issue publicly available financial reports that include financial statements and required supplementary information. These reports may be obtained by writing to the New York State and Local Retirement Systems, 110 State Street, Albany, NY 12244-0001.

ERS and PFRS are noncontributory except for employees who joined the New York State and Local Employee's Retirement System between July 28, 1976 and December 31, 2009 and have less than ten years of credited service. These members contribute 3% of their salary. Prior to October 2000, all County and MCC employees who joined between July 28, 1976 and December 31, 2009 were required to contribute 3%, but the laws were modified to forgive the 3% contribution for those with ten or more years of service time. All members who joined between January 1, 2010 and March 31, 2012 are required to contribute 3% of their salary for the duration of service. Effective April 1, 2012 all members joining the system are required to contribute 3% of their salary for the duration of service. This contribution rate remained in effect through March 31, 2013. Beginning April 1, 2013 those members having joined as of April 1, 2012 and subsequently have their contribution rates vary from 3% to 6% based on their level of annualized wages for the duration of service. Under the authority of the NYSRSSL, the Comptroller shall certify annually the rates expressed as proportions of payroll of members, which shall be used in computing the contributions required to be made by employers to the pension accumulation fund.

The County is required to contribute at an actuarially determined rate. The required contributions for the current year and two preceding years for ERS and PFRS were as follows (000's omitted):

**Required Contributions for
ERS and PFRS**

Year	ERS	PFRS
2025	\$ 60,953	\$ 705
2024	\$ 53,912	\$ 565
2023	\$ 40,262	\$ 467

The County's contributions made to ERS and PFRS were equal to 100% of the contributions required for each year.

COUNTY OF MONROE, NEW YORK
Notes to Basic Financial Statements
Year Ended December 31, 2025

ERS and PFRS, effective with Chapter 260, Laws of 2004, changed the payment due date for participating employers from December 15th of the current year to February 1st of the subsequent year. In addition, the change in the Law provided participating employers alternative financing options. These options included: (1) amortizing a portion of the pension cost, based on a graduated scale, with the ERS or PFRS over 5 or 10 years, interest for the amortization is based on a rate established by the Comptroller using current market rates; and (2) allowing participating employers to bond the costs.

ERS and PFRS, effective with Chapter 57, Laws of 2010, initiated the employer contribution stabilization program. This provided the option of amortizing a portion of the pension cost over 10 years. The Chapter 57 Laws, in 2013, allowed for an alternate program allowing the option of amortizing the pension cost over 12 years. Interest for the amortization is based on a rate established by the Comptroller using current market rates.

The County elected to prepay the retirement system invoices of \$57.3 million on December 15, 2025. Due to this, \$14.3 million of the payment represents a prepaid expense as of December 31, 2025. This amount covers the period January 1, 2026 through March 31, 2026, which is the end of the State's fiscal year. By activity, the prepaid expense is allocated as follows: \$12.4 million in the governmental activities and \$1.9 million in the business-type activities.

B. Pension Liabilities (Assets), Pension Expense, and Deferred Outflows/Inflows of Resources Related to Pensions

At December 31, 2025, the County reported a net pension liability (asset) of \$208.6 million and \$2.2 million for its proportionate share of the ERS and PFRS net pension liability (asset), respectively. Of the \$210.8 million total, \$165.3 million is attributable to governmental activities and \$45.5 million to business-type activities.

The net pension liability (asset) was measured as of March 31, 2025, and the total pension liability (asset) used to calculate the net pension liability (asset) was determined by the actuarial valuation as of April 1, 2024. The County's proportion of the net pension liability (asset) was based on a projection of the County's long-term share of contributions to the pension plan relative to the projected contributions of all participating members, actuarially determined.

At December 31, 2025, the County's proportionate share was 1.22% and 0.04% for ERS and PFRS, respectively.

For the year ended December 31, 2025, the County recognized pension expense totaling \$46.1 million and \$0.6 million for ERS and PFRS, respectively.

The County reported deferred outflows/inflows of resources related to pensions from the following sources (000's omitted):

ERS			
	Deferred Outflows of Resources		
	Governmental Activities	Business-type Activities	Total
Differences between expected and actual experience	\$ 41,131	\$ 10,647	\$ 51,778
Changes of assumptions	6,950	1,799	8,749
Net difference between projected and actual earnings on pension plan investments	13,001	3,366	16,367
Changes in proportion and differences between the County's contributions and proportionate share of contributions	11,693	3,027	14,720
Contributions subsequent to the measurement date	34,676	8,975	43,651
Total	<u>\$ 107,451</u>	<u>\$ 27,814</u>	<u>\$ 135,265</u>
	Deferred Inflows of Resources		
	Governmental Activities	Business-type Activities	Total
Differences between expected and actual experience	\$ 1,935	\$ 507	\$ 2,442
Changes in proportion and differences between the County's contributions and proportionate share of contributions	12,402	3,250	15,652
Total	<u>\$ 14,337</u>	<u>\$ 3,757</u>	<u>\$ 18,094</u>

COUNTY OF MONROE, NEW YORK
Notes to Basic Financial Statements
Year Ended December 31, 2025

PFRS

	Deferred Outflows of Resources		
	Governmental Activities	Business-type Activities	Total
Differences between expected and actual experience	\$ -	\$ 741	\$ 741
Changes of assumptions	-	334	334
Net difference between projected and actual earnings on pension plan investments	-	86	86
Changes in proportion and differences between the County's contributions and proportionate share of contributions	-	202	202
Contributions subsequent to the measurement date	-	486	486
Total	\$ -	\$ 1,849	\$ 1,849

	Deferred Inflows of Resources		
	Governmental Activities	Business-type Activities	Total
Changes in proportion and differences between the County's contributions and proportionate share of contributions	\$ -	\$ 159	\$ 159
Total	\$ -	\$ 159	\$ 159

The County recognized \$43.7 million and \$0.5 million reported as deferred outflows of resources related to pensions resulting from contributions subsequent to the measurement date of March 31, 2025 for ERS and PFRS respectively. These amounts will be recognized as a reduction of the net pension liability in the year ended December 31, 2026. Other amounts reported as deferred outflows of resources and deferred inflows of resources related to pensions will be recognized in pension expense for ERS and PFRS, respectively as follows (000's omitted):

ERS

	Governmental Activities	Business-type Activities	Total
Plan's Year Ended March 31:			
2026	\$ 27,593	\$ 7,121	\$ 34,714
2027	41,884	10,810	52,694
2028	(13,259)	(3,422)	(16,681)
2029	2,220	573	2,793
Total	\$ 58,438	\$ 15,082	\$ 73,520

PFRS

	Governmental Activities	Business-type Activities	Total
Plan's Year Ended March 31:			
2025	\$ -	\$ 624	\$ 624
2026	-	379	379
2027	-	21	21
2028	-	125	125
2029	-	55	55
Total	\$ -	\$ 1,204	\$ 1,204

COUNTY OF MONROE, NEW YORK
Notes to Basic Financial Statements
Year Ended December 31, 2025

Actuarial Assumptions

The total pension liability at March 31, 2025 was determined by using an actuarial valuation as of April 1, 2024, with update procedures used to roll forward the total pension liability to March 31, 2025.

The actuarial valuation used the following actuarial assumptions for both the ERS and PFRS:

Inflation rate	2.9%/2.9%
Salary increases	4.3%/6.0%
Investment rate of return (net of investment expense, including inflation)	5.9%/5.9%
Cost-of-living adjustments	1.5%/1.5%
Annuitant mortality rates	April 1, 2015 – March 31, 2020 System experience, with adjustments for mortality improvements based on MP-2021.

Long-term Rate of Return

The long-term expected rate of return on pension plan investments was determined in accordance with Actuarial Standard of practice (ASOP) No. 27, Selection of Economic Assumptions for Measuring Pension Obligations. ASOP No. 27 provides guidance on the selection of an appropriate assumed investment rate of return. Consideration was given to expect future real rates of return (expected returns, net of pension plan investment expense and inflation) for equities and fixed income as well as historical investment data and plan performance.

Best estimates of arithmetic real rates of return for each major asset class included in the target asset allocation as of March 31, 2025 are summarized below:

<u>Asset Type</u>	<u>Target Allocations in %</u>	<u>Long-Term Expected Real Rate of Return in %*</u>
Domestic Equity	25	3.54
International Equity	14	6.57
Private Equity	15	7.25
Real Estate	12	4.95
Opportunistic/ARS Portfolio	3	5.25
Credit	4	5.40
Real Assets	4	5.55
Fixed Income	22	2.00
Cash	1	0.25
	<u>100</u>	

*Real rates of return are net of long-term inflation assumption of 2.9%.

Discount Rate

The discount rate used to calculate the total pension liability was 5.9%. The projection of cash flows used to determine the discount rate assumes that contributions from plan members will be made at the current contribution rates and that contributions from employers will be made at statutorily required rates, actuarially. Based upon the assumptions, the Plan's fiduciary net position was projected to be available to make all projected future benefit payments of current plan members. Therefore the long term expected rate of return on pension plan investments was applied to all periods of projected benefit payments to determine the total pension liability.

COUNTY OF MONROE, NEW YORK
Notes to Basic Financial Statements
Year Ended December 31, 2025

Sensitivity of the Proportionate Share of the Net Pension Liability (Asset) to the Discount Rate Assumption

The following presents the County's proportionate share of the net pension liability calculated using the discount rate of 5.9%, as well as what the County's proportionate share of the net pension liability would be if it were calculated using a discount rate that is 1% lower (4.9%) or 1% higher (6.9%) than the current rate (000's omitted):

ERS			
	1% decrease 4.90%	Current Discount 5.90%	1% Increase 6.90%
Proportionate Share of Net Pension Liability (Asset)	\$ 603,747	\$ 208,612	\$ (121,327)

PFRS			
	1% decrease 4.90%	Current Discount 5.90%	1% Increase 6.90%
Proportionate Share of Net Pension Liability (Asset)	\$ 4,692	\$ 2,225	\$ 189

Pension Plan Fiduciary Net Position

The components of the current-year net pension liability of the employers as of March 31, 2025 for ERS and PFRS respectively as follows (000's omitted):

ERS			
	Pension Plan's Fiduciary Net Position	County's proportionate share of Plan's Fiduciary Net Position	County's allocation percentage as determined by the Plan
Total pension liability	\$ 247,600,239	\$ 3,012,551	1.22%
Net position	(230,454,512)	(2,803,939)	
Net pension liability (asset)	<u>\$ 17,145,727</u>	<u>\$ 208,612</u>	
Fiduciary net position as a percentage of total pension liability	93.08%	93.08%	

PFRS			
	Pension Plan's Fiduciary Net Position	County's proportionate share of Plan's Fiduciary Net Position	County's allocation percentage as determined by the Plan
Total pension liability	\$ 48,718,477	\$ 17,838	0.04%
Net position	(42,641,620)	(15,613)	
Net pension liability (asset)	<u>\$ 6,076,857</u>	<u>\$ 2,225</u>	
Fiduciary net position as a percentage of total pension liability	87.53%	87.53%	

COUNTY OF MONROE, NEW YORK
Notes to Basic Financial Statements
Year Ended December 31, 2025

13. Other Postemployment Benefits

Plan Description

The County administers a single-employer defined benefit Other Postemployment Benefit (OPEB) plan. The plan provides certain healthcare, medical and dental insurance benefits for eligible retirees and their spouses. Eligibility requirements and benefit provisions are established through negotiations between the County and the various collective bargaining units and their employment agreements. The plan does not issue a stand-alone financial report since there are no assets legally segregated in a trust for the sole purpose of paying benefits under the plan. No assets are accumulated in a trust that meets all of the criteria in GASB Statement No. 75, paragraph 4.

Benefits Provided

The obligations of the plan are negotiated between the County and the applicable union representatives. Healthcare benefits for non-union employees are similar to those of union employees. The retiree's share of the calculated premium cost ranges from 0% to 100%, depending on the retirement date and length of service. Based on collective bargaining agreements, the retiree and his or her beneficiaries receive this coverage in accordance with those agreements. The County currently contributes the amounts required to satisfy current obligations on a pay-as-you-go basis. In 2025, those costs were \$35.4 million and the costs of administering the plan are paid by the County.

Employees Covered by Benefit Terms

At December 31, 2025, the following employees were covered by the benefit terms:

Inactive employees and spouses	
currently receiving benefits	4,484
Active Employees	<u>3,761</u>
Total Participants	<u>8,245</u>

Total OPEB Liability

The County's total OPEB liability of \$445.4 million, was recognized as \$399.7 million for the governmental activities and \$45.7 million for the business-type funds, and was measured as of December 31, 2025. The total OPEB liability was determined by an actuarial valuation as of December 31, 2025.

Actuarial Methods and Other Inputs

Projections of benefits for financial reporting purposes are based on the substantive plan as understood by the employer and plan members and include the types of benefits provided at the time of the valuation and the historical pattern of sharing of benefit costs between the employer and plan members to that point. The actuarial methods and assumptions used include techniques that are designed to reduce the effects of short-term volatility in actuarial accrued liabilities and the actuarial value of assets, consistent with the long-term perspective of the calculations.

The following methods and assumptions were used:

Actuarial Valuation Date	January 1, 2026
Measurement Date	December 31, 2025
Actuarial Cost Method	Entry age normal
Discount Rate	4.83%
Inflation Rate	2.90%
Health Care Trend Rates	8.0%, decreasing by 0.25% each year until 2040; 4.5% thereafter

The discount rate was based on the yield for 20-year tax-exempt general obligation municipal bonds as of the valuation date, which represents the average of certain general obligation municipal bonds maturing in 20 years and having an average rating of AA/Aa or higher.

Mortality rates were based on SOA Pub-2016 Public Safety, General and Continuing Survivor Headcount Weighted Mortality Table fully generational using Scale MP-2021.

COUNTY OF MONROE, NEW YORK
Notes to Basic Financial Statements
Year Ended December 31, 2025

Changes in the Total OPEB Liability

(000's omitted)

	<u>Governmental Activities</u>	<u>Business-type Activities</u>	<u>Total</u>
Balance at January 1, 2025	\$ 389,250	\$ 45,199	\$ 434,449
Changes for the year-			
Service cost	7,875	1,671	9,546
Interest	16,358	1,895	18,253
Changes in assumptions or other inputs	16,353	2,186	18,539
Benefit payments	(30,179)	(5,214)	(35,393)
Net Changes	<u>10,407</u>	<u>538</u>	<u>10,945</u>
Balance at December 31, 2025	<u>\$ 399,657</u>	<u>\$ 45,737</u>	<u>\$ 445,394</u>

Sensitivity of the Total OPEB Liability to Changes in the Discount Rate

The following presents the total OPEB liability of the County, as well as what the County's total OPEB liability would be if it were calculated using a discount rate that is 1 percentage point lower (3.83%) or 1 percentage point higher (5.83%) than the current discount rate of 4.83% (000's omitted):

	<u>1% decrease 3.83%</u>	<u>Current Discount 4.83%</u>	<u>1% Increase 5.83%</u>
Total OPEB Liability	\$ 481,657	\$ 445,394	\$ 413,279

Sensitivity of the Total OPEB Liability to Changes in the Healthcare Cost Trend Rates

The following presents the total OPEB liability of the County, as well as what the County's total OPEB liability would be if it were calculated using healthcare cost trend rates that are 1 percentage point lower (3.50-7.00%) or 1 percentage point higher (5.50-9.00%) than the current healthcare cost trend rate of 4.50% to 8.00% (000's omitted):

	<u>1% decrease 3.50% - 7.00%</u>	<u>Current Discount 4.50% - 8.00%</u>	<u>1% Increase 5.50% - 9.00%</u>
Total OPEB Liability	\$ 409,116	\$ 445,394	\$ 487,741

COUNTY OF MONROE, NEW YORK
Notes to Basic Financial Statements
Year Ended December 31, 2025

OPEB Expense and Deferred Outflows of Resources and Deferred Inflows of Resources Related to OPEB

For the year ended December 31, 2025, the County recognized an OPEB expense of \$13.8 million and \$2.7 million for the governmental activities and business-type funds, respectively. At December 31, 2025, the County reported deferred inflows and outflows of resources related to OPEB from the following sources (000's omitted):

	Deferred Outflows of Resources		
	<u>Governmental Activities</u>	<u>Business-type Activities</u>	<u>Total</u>
Differences between expected and actual experience	\$ 17,159	\$ 4,235	\$ 21,394
Changes of assumptions	35,481	3,910	39,391
Total	<u>\$ 52,640</u>	<u>\$ 8,145</u>	<u>\$ 60,785</u>

	Deferred Inflows of Resources		
	<u>Governmental Activities</u>	<u>Business-type Activities</u>	<u>Total</u>
Differences between expected and actual experience	\$ 26,449	\$ 9,390	\$ 35,839
Changes of assumptions	44,512	5,548	50,060
Total	<u>\$ 70,961</u>	<u>\$ 14,938</u>	<u>\$ 85,899</u>

Amounts reported as deferred outflows and inflows of resources related to OPEB will be recognized in OPEB expense for the years ending December 31 as follows (000's omitted):

2026	\$ (14,884)
2027	(18,019)
2028	(6,531)
2029	7,335
2030	4,438
Thereafter	<u>2,547</u>
Total	<u>\$ (25,114)</u>

COUNTY OF MONROE, NEW YORK
Notes to Basic Financial Statements
Year Ended December 31, 2025

14. Interfund Activity

Interfund activity is reported as loans, services provided, and reimbursements or transfers. Loans are reported as interfund receivables and payables, as appropriate, and are subject to elimination upon consolidation. Services provided, deemed to be at market or near-market rates, are treated as revenues and expenses. Reimbursements occur when one fund incurs a cost, charges the appropriate benefiting fund and recognizes revenue. All other interfund transactions are treated as transfers.

A. Receivables and Payables

41 percent of the total amount of receivables and payables is a result of the overdraft of other funds' share of pooled cash, and 59 percent is a result of initial financing of capital projects. The following is a summary of interfund receivables and payables as of December 31, 2025 (000's omitted):

Interfund Payables and Receivables			
	Interfund Receivables		
	Governmental Activities		
	General Fund	Nonmajor Governmental Funds	Total
Special Revenue			
Interfund Payables			
Governmental Activities:			
Major Governmental Funds			
Capital Projects	\$ 51,524	\$ 7,687	\$ 59,211
Total Major Governmental Funds	<u>51,524</u>	<u>7,687</u>	<u>59,211</u>
Nonmajor Governmental Funds			
Special Revenue - Road	18,000	-	18,000
Total Nonmajor Governmental Funds	<u>18,000</u>	<u>-</u>	<u>18,000</u>
Internal Service Fund	500	-	500
Total Governmental Activities	<u>70,024</u>	<u>7,687</u>	<u>77,711</u>
Business-type Activities:			
Major Business-type Funds			
Airport	4,800	-	4,800
Hospital	13,000	-	13,000
Total Major Business-type Funds	<u>17,800</u>	<u>-</u>	<u>17,800</u>
Nonmajor Business-type Funds			
Solid Waste	850	-	850
Energy	4,100	-	4,100
Total Nonmajor Business-type Funds	<u>4,950</u>	<u>-</u>	<u>4,950</u>
Total Business-type Activities	<u>22,750</u>	<u>-</u>	<u>22,750</u>
Total Interfund Payables and Receivables	<u><u>\$ 92,774</u></u>	<u><u>\$ 7,687</u></u>	<u><u>\$ 100,461</u></u>

COUNTY OF MONROE, NEW YORK
Notes to Basic Financial Statements
Year Ended December 31, 2025

B. Transfers

One hundred percent of transfers to road and library funds were from revenues collected in the general fund to finance various programs within the road and library funds. One hundred percent of transfers to the debt service fund are the result of moving receipts restricted to debt service to fund debt service payments as they come due.

The following is a summary of interfund transfers for the year ended December 31, 2025 (000's omitted):

Interfund Transfers From:	Interfund Transfers to:								
	Governmental Activities:					Business-type Activities:			
	Capital Projects	Nonmajor Governmental Funds			Debt Service	Internal Service	Major Fund	Nonmajor Fund	Total
		Special Revenue					Hospital	Solid Waste	
	Road	Library							
Governmental Activities:									
Major Governmental Funds									
General Fund	\$ 4,003	\$ 28,206	\$ 7,692	\$ 25,273	\$ 649	\$ 12,671	\$ 1,500	\$ 79,994	
Capital Projects	-	-	-	4,460	-	-	-	4,460	
Total Major Governmental Funds	4,003	28,206	7,692	29,733	649	12,671	1,500	84,454	
Nonmajor Governmental Funds									
Special Revenue									
Road	4,800	-	-	14,432	-	-	-	19,232	
Library	190	-	-	32	-	-	-	222	
Total Nonmajor Governmental Funds	4,990	-	-	14,464	-	-	-	19,454	
Internal Service	-	-	-	232	-	-	-	232	
Total Governmental Activities	8,993	28,206	7,692	44,429	649	12,671	1,500	104,140	
Business-type Activities:									
Hospital	-	-	-	694	-	-	-	694	
Total Business-type Activities	-	-	-	694	-	-	-	694	
Total Transfers	\$ 8,993	\$ 28,206	\$ 7,692	\$ 45,123	\$ 649	\$ 12,671	\$ 1,500	\$ 104,834	

15. Miscellaneous Revenue

For the year ended December 31, 2025, the miscellaneous revenue for the primary government is \$27.7 million, consisting of \$25 million for governmental activities and \$2.7 million for business-type activities. Governmental activities include: \$3.5 million in opioid settlements, \$2 million in shelter rent agreements, \$2.8 million in jail commissary sales, \$0.4 million from Department of Human Services income from the lottery intercept program and CPC income, \$0.5 million from Health Department items such as autopsy and consulting services provided to other Counties, and \$0.3 million in equipment sales. Business-type activities include: \$0.8 million in the hospital fund consisting primarily of supplier rebates, cafeteria income and space rental fees. Additionally there are \$0.8 million of Monroe County Recycling Center host and utility payments.

COUNTY OF MONROE, NEW YORK
Notes to Basic Financial Statements
Year Ended December 31, 2025

16. Federal and State Funded Programs

The County participates in a number of Federal and New York State grant and assistance programs. These programs are subject to financial and compliance audits by the grantors or their representatives. The amount, if any, of expenditures which may be disallowed by the granting agencies cannot be determined at this time, although the County expects such amounts, if any, to be immaterial. Expenditures disallowed by completed audits have generally been immaterial in nature and, accordingly, have been reflected as adjustments to revenues in the year the expenditure was determined to be unallowable.

17. Risk Management/Insurance

The County is exposed to various risks of loss related to torts; theft of, damage to, and destruction of assets; errors and omissions; injuries to employees; and natural disasters. The internal service fund (risk management fund) is used to account for and finance the County's uninsured risks of loss. Under this program, the risk management fund provides self-insurance coverage for up to a maximum of \$2 million for each Workers' Compensation claim. The County purchases commercial insurance for claims in excess of self-insurance coverage provided by the fund and all other risks of loss. The County is self-insured for medical claims.

In addition to the self-insured risks noted above, the County is also self-insured for any malpractice claims against the Hospital. The County is a defendant in various claims and litigation. Because actual claim liabilities depend on such complex factors as inflation, changes in legal doctrines and damage awards, it is not possible to determine an exact measure of claim liabilities. The County Attorney is responsible for analyzing the County's claims and providing an opinion regarding the County's ability to cover its liabilities in the self-insurance program. Based on the analysis for the year ending December 31, 2025, the County Attorney has determined that the County is adequately covered through its insurance and self-insurance programs described above.

All funds of the County participate in the self-insurance program and make payments to the internal service fund. Payments from other funds and the component unit are determined by two methods. The first method reimburses the risk management fund for "small claims" (those under \$10 thousand) and insurance premiums by assessment against County organizations based upon actual payroll. The second method results in charges to County organizations based upon their proportionate share of full-time positions.

The internal service fund records all claim liabilities when it is probable that a loss has occurred and the amount of that loss can be reasonably estimated. All liabilities are recorded at their value as of December 31, 2025.

The table below illustrates changes in the fund's liabilities for the last two years (000's omitted):

Risk Management Fund				
Year	Beginning of year	Current-Year Claims and Changes In Estimates	Claim Payments	End of year
2025	\$ 40,332	\$ 109,706	\$ (111,168)	\$ 38,870
2024	41,710	99,293	(100,671)	40,332

The \$38.9 million estimated accrued liabilities in the internal service fund is reported in accounts payable and accrued liabilities. The \$38.9 million is comprised of \$0.7 million, which is the County Attorney's estimate of general liability claims which may likely settle, \$32.3 million representing Workers' Compensation claims already reported, and additional claims incurred but not yet reported, \$5.3 million for medical claims incurred but not yet reported and other liabilities amounting to \$0.6 million. The County utilizes a third-party administrator who is responsible for processing claims and estimating liabilities under this coverage.

The County has evaluated its potential pollution remediation obligations as of December 31, 2025. The County is aware of other contamination sites and is working with the NYS DEC on remediation methods. The County expects, at this time, that costs associated with these remediation efforts, if any, would be immaterial.

Pollution remediation obligations are estimates and are subject to changes resulting from price increases or reductions, technology, or changes in applicable laws and regulations.

COUNTY OF MONROE, NEW YORK
Notes to Basic Financial Statements
Year Ended December 31, 2025

18. Tax Abatement

The County has over 225 real property tax abatement agreements entered into by COMIDA under Article 18-A of the General Municipal Law of the State of New York. These agreements provide for abatement of real property taxes in exchange for a payment in lieu of taxes (PILOT) and are under one of four possible programs:

JobsPlus Program

Under the JobsPlus program the recipient can be manufacturers, technology-based producer service companies, commercial projects which will increase the tax assessment with new construction and the rehabilitation of existing commercial buildings that have been vacant for a long period of time. They must meet a minimum of 10% job creation goal over impacted employment within three years. The project must use all local labor for the construction of new, expanded or renovated facilities.

Enhanced JobsPlus Program

Under the Enhanced JobsPlus program the recipient can be manufacturers or technology-based producer service companies. The requirements are an investment minimum of \$15 million in new plant, machinery and equipment or renovation of existing buildings, a minimum of 100 new jobs from new companies locating in Monroe County, or existing companies expanding operations within Monroe County within 3 years, the project must use all local labor for the construction of new, expanded or renovated facilities.

Green JobsPlus

Under the Green JobsPlus program the recipient can be manufacturers, technology-based producer service companies, or commercial projects which will increase the tax assessment with new construction. Requirements for this program are that the project must be rated as certified, gold, silver, or platinum by the United States Green Building Council's Leadership in Energy and Environmental Design Green Building Rating System must meet the minimum of 10% job creation in 3 years and must use all local labor.

LeasePlus Program

For the new building construction or renovation projects for Universities and medical related facilities in which a 501(c)(3) entity leases from a for-profit entity. The requirements under this program are job creation of 10% within 3 years and the use of local labor.

In addition to the above programs, Shelter Rent Agreements are also available. Property tax abated under the Shelter rent program is for new building or renovation projects for student or affordable housing. The Shelter rent payment is 10% of gross rents collected minus utilities. This program requires job creation of a minimum of 10% within 3 years as well as the use of local labor for the construction of new or renovation of facilities. Payments are made to the City of Rochester or the Town municipality based on rents collected by the property owner. The County then receives its share of the rent collected.

If the property owner does not meet the requirements set forth in the PILOT Agreement, the exempted tax amount may be recaptured and repayment of the tax amount abated would be required.

The following information for year ended December 31, 2025 relates to the PILOT agreements entered into under the aforementioned programs:

Total Assessment Value:	\$ 1.65 billion
Total Taxable Value:	\$ 718.7 million
PILOTS Billed:	\$ 6.7 million
County Taxes Abated:	\$ 4.0 million

The following information relates to the Shelter Agreements entered into under the aforementioned programs:

Total Assessment Value:	\$ 365.2 million
Total Taxable Value	\$ 365.2 million
Shelter Rents Received	\$ 1.3 million
County Taxes Abated:	\$ 1.5 million

Of the \$5.5 million taxes abated, no single property represented more than 10% of the total tax abated.

The County is also subject to sales tax abatements granted by COMIDA in order to increase business activity and employment in the region. The amount of sales tax abated which reduced the County's share of sales tax revenue for the year ended December 31, 2025 was \$2.3 million.

**REQUIRED
SUPPLEMENTARY
INFORMATION
(UNAUDITED)**

COUNTY OF MONROE, NEW YORK
REQUIRED SUPPLEMENTARY INFORMATION (UNAUDITED)
SCHEDULE OF REVENUES, EXPENDITURES AND CHANGES IN FUND BALANCES
GENERAL FUND - BUDGET AND ACTUAL
FOR THE YEAR ENDED DECEMBER 31, 2025
(000's Omitted)

	Original Budget	Amended Budget	Modified Budget	Actual	Variance Over (Under)
REVENUES:					
Real property tax	\$ 442,172	\$ 442,172	\$ 442,172	\$ 440,544	\$ (1,628)
Sales and other taxes	218,512	218,512	218,512	215,761	(2,751)
Federal aid	147,430	163,733	275,003	173,336	(101,667)
State aid	297,104	336,590	416,918	336,163	(80,755)
Charges for services	28,926	28,926	28,926	28,424	(502)
Intergovernmental	53,751	53,801	53,980	51,009	(2,971)
Interdepartmental	6,874	6,874	6,874	4,954	(1,920)
Use of money and property	29,285	29,285	29,285	28,532	(753)
Repayments and refunds	12,621	12,621	12,621	15,039	2,418
Payments in lieu of taxes	7,202	7,202	7,202	6,776	(426)
Miscellaneous	10,255	12,878	10,275	14,836	4,561
Total revenues	1,254,132	1,312,594	1,501,768	1,315,374	(186,394)
EXPENDITURES:					
General Government					
Board of Elections	14,582	15,637	15,641	24,276	8,635
Communications	1,398	1,446	1,609	1,184	(425)
County Clerk	10,736	10,596	10,742	10,335	(407)
County Executive	1,199	1,199	1,199	1,151	(48)
County Legislature	3,538	3,538	3,697	3,055	(642)
Diversity, Equity and Inclusion	1,355	1,355	1,497	1,364	(133)
Environmental Services	2,686	2,971	9,657	5,627	(4,030)
Finance	9,687	8,797	10,420	8,541	(1,879)
Finance-Unallocated	4,043	6,616	15,205	9,601	(5,604)
Human Resources	3,557	3,627	3,887	3,911	24
Law	3,842	3,249	3,525	3,962	437
Office of Public Integrity	893	913	917	872	(45)
Planning and Development	3,189	12,089	15,893	4,160	(11,733)
Total General Government	60,705	72,033	93,889	78,039	(15,850)
Public Safety					
District Attorney	24,413	25,713	28,512	23,120	(5,392)
Planning and Development	-	-	11,661	4,302	(7,359)
Public Defender	10,364	17,344	51,749	19,680	(32,069)
Public Safety	85,071	93,562	127,573	91,668	(35,905)
Sheriff	200,243	208,497	226,498	207,478	(19,020)
Total Public Safety	320,091	345,116	445,993	346,248	(99,745)
Transportation	3,525	3,525	3,525	3,525	-
Health and Welfare					
Human Services	665,464	676,767	696,677	631,690	(64,987)
Planning and Development	-	(2,441)	35,551	19,356	(16,195)
Public Health	27,534	39,415	57,500	37,689	(19,811)
Veterans Service Agency	1,910	1,801	1,896	1,578	(318)
Total Health and Welfare	694,908	715,542	791,624	690,313	(101,311)
Culture, Recreation and Education					
Parks	20,789	21,146	21,254	20,383	(871)
Public Health	68,296	75,199	75,835	67,807	(8,028)
Culture, Recreation and Education	38,313	38,413	41,930	39,838	(2,092)
Total Culture, Recreation and Education	127,398	134,758	139,019	128,028	(10,991)
Economic Development	-	310	23,193	11,328	(11,865)
Total expenditures	1,206,627	1,271,284	1,497,243	1,257,481	(239,762)
Excess of revenues over expenditures	47,505	41,310	4,525	57,893	53,368
OTHER FINANCING SOURCES (USES):					
Leases (as lessee)	-	-	-	13,426	13,426
Subscription-based information technology arrangements	-	-	-	1,255	1,255
Transfers out	(78,310)	(79,754)	(79,754)	(79,994)	(240)
Total other financing sources (uses)	(78,310)	(79,754)	(79,754)	(65,313)	14,441
Changes in budgeted fund balances*	\$ (30,805)	\$ (38,444)	\$ (75,229)	(7,420)	\$ 67,809
Fund balance at beginning of year				307,530	
Fund balance at end of year				\$ 300,110	

*The changes in budgeted fund balances were included in the budget as an appropriation (i.e., spenddown) of fund balance.

See notes to required supplementary information.

**COUNTY OF MONROE, NEW YORK
REQUIRED SUPPLEMENTARY INFORMATION (UNAUDITED)
SCHEDULE OF CHANGES IN TOTAL OPEB LIABILITY
AND RELATED RATIOS
FOR THE YEARS ENDED DECEMBER 31:
(000's Omitted)**

Total OPEB Liability	2018	2019	2020	2021	2022	2023	2024	2025
Service cost	\$ 13,346	\$ 11,744	\$ 13,479	\$ 16,520	\$ 11,894	\$ 7,932	\$ 9,533	\$ 9,546
Interest	20,663	22,543	18,895	12,921	11,759	17,753	16,881	18,253
Changes in assumptions and differences between actual and expected experience	(59,044)	20,305	21,950	(80,418)	(97,070)	17,746	13,216	18,539
Benefit payments	(25,354)	(25,802)	(24,581)	(30,327)	(32,173)	(34,729)	(35,032)	(35,393)
Total change in total OPEB liability	(50,389)	28,790	29,743	(81,304)	(105,590)	8,702	4,598	10,945
Total OPEB liability - beginning	599,899	549,510	578,300	608,043	526,739	421,149	429,851	434,449
Total OPEB liability - ending	\$ 549,510	\$ 578,300	\$ 608,043	\$ 526,739	\$ 421,149	\$ 429,851	\$ 434,449	\$ 445,394
Covered-employee payroll	\$ 218,122	\$ 224,012	\$ 263,204	\$ 249,939	\$ 275,714	\$ 318,294	\$ 346,814	\$ 356,187
Total OPEB liability as a percentage of covered- employee payroll	251.9%	258.2%	231.0%	210.7%	152.7%	135.0%	125.3%	125.0%

Notes to schedule:

Changes in assumptions and other inputs reflect the effects of changes in the discount rate each period. The following reflects the discount rate used each period:

Discount rate	4.11%	3.26%	2.12%	2.25%	4.31%	4.00%	4.28%	4.28%
---------------	-------	-------	-------	-------	-------	-------	-------	-------

Schedule is intended to show information for 10 years.

Additional years will be displayed as information becomes available.

Plan Assets. No assets are accumulated in a trust that meets the criteria in GASB 75, paragraph 4, to pay related benefits:

Contributions from the employer and any nonemployer contributing entities, and earnings thereon, must be irrevocable.

Plan assets must be dedicated to providing OPEB to Plan members in accordance with the benefit terms.

Plan assets must be legally protected from the creditors of the employer, nonemployer contributing entities, the Plan administrator, and Plan members.

**COUNTY OF MONROE, NEW YORK
REQUIRED SUPPLEMENTARY INFORMATION (UNAUDITED)
SCHEDULE OF PROPORTIONATE SHARE OF
NET PENSION LIABILITY (ASSET)
FOR THE YEARS ENDED DECEMBER 31:
(000's Omitted)**

	2016	2017	2018	2019	2020	2021	2022	2023	2024	2025
New York State and Local Employees' Retirement System (ERS)										
Proportion of the net pension liability (asset)	1.05%	1.03%	1.06%	1.01%	1.02%	1.02%	1.11%	1.05%	1.11%	1.22%
Proportionate share of the net pension liability (asset)	\$ 167,992	\$ 96,046	\$ 34,164	\$ 71,406	\$ 270,042	\$ 1,020	\$ (90,821)	\$ 224,807	\$ 163,624	\$ 208,612
Covered payroll	\$ 217,933	\$ 223,284	\$ 216,268	\$ 222,039	\$ 228,627	\$ 242,861	\$ 242,196	\$ 300,661	\$ 326,568	\$ 336,412
Proportionate share of the net pension liability (asset)	77.08%	43.02%	15.80%	32.16%	118.11%	0.42%	-37.50%	74.77%	50.10%	62.01%
Plan fiduciary net position as a percentage of the total pension liability (asset)	90.70%	94.70%	98.20%	96.27%	86.39%	99.95%	103.65%	103.65%	93.88%	93.08%
New York State Police and Firefighters Retirement System (PFRS)										
Proportion of the net pension liability (asset)	0.04%	0.04%	0.04%	0.04%	0.03%	0.03%	0.03%	0.04%	0.04%	0.04%
Proportionate share of the net pension liability (asset)	\$ 1,293	\$ 800	\$ 402	\$ 598	\$ 1,859	\$ 526	\$ 194	\$ 2,324	\$ 1,960	\$ 2,225
Covered payroll	\$ 1,686	\$ 1,835	\$ 1,854	\$ 1,973	\$ 2,233	\$ 1,915	\$ 2,018	\$ 2,307	\$ 2,473	\$ 2,639
Proportionate share of the net pension liability (asset)	76.69%	43.60%	21.68%	30.31%	83.25%	27.47%	9.61%	100.74%	79.26%	84.31%
Plan fiduciary net position as a percentage of the total pension liability (asset)	90.20%	93.50%	96.90%	95.09%	84.86%	95.79%	98.66%	98.66%	89.72%	87.53%

**COUNTY OF MONROE, NEW YORK
REQUIRED SUPPLEMENTARY INFORMATION (UNAUDITED)
SCHEDULE OF CONTRIBUTIONS
PENSION PLANS
FOR THE YEARS ENDED DECEMBER 31:
(000's Omitted)**

New York State and Local Employees' Retirement System (ERS)

	<u>2016</u>	<u>2017</u>	<u>2018</u>	<u>2019</u>	<u>2020</u>	<u>2021</u>	<u>2022</u>	<u>2023</u>	<u>2024</u>	<u>2025</u>
Contractually required contribution	\$ 39,810	\$ 46,975	\$ 41,648	\$ 39,919	\$ 39,376	\$ 45,429	\$ 32,514	\$ 40,262	\$ 53,912	\$ 60,953
Contributions in relation to the contractually required contribution	39,810	46,975	41,648	39,919	39,376	45,429	32,514	40,262	53,912	60,953
Contribution deficiency (excess)	<u>\$ -</u>	<u>\$ -</u>	<u>\$ -</u>	<u>\$ -</u>	<u>\$ -</u>	<u>\$ -</u>	<u>\$ -</u>	<u>\$ -</u>	<u>\$ -</u>	<u>\$ -</u>
Covered payroll	\$ 216,909	\$ 213,995	\$ 220,335	\$ 227,844	\$ 249,369	\$ 239,750	\$ 262,181	\$ 302,501	\$ 328,433	\$ 338,347
Contributions as a percentage of covered-employee payroll	18.35%	21.95%	18.90%	17.52%	15.79%	18.95%	12.40%	13.31%	16.41%	18.01%

New York State Police and Firefighters Retirement System (PFRS)

	<u>2016</u>	<u>2017</u>	<u>2018</u>	<u>2019</u>	<u>2020</u>	<u>2021</u>	<u>2022</u>	<u>2023</u>	<u>2024</u>	<u>2025</u>
Contractually required contribution	\$ 351	\$ 384	\$ 372	\$ 405	\$ 484	\$ 449	\$ 434	\$ 467	\$ 565	\$ 705
Contributions in relation to the contractually required contribution	351	384	372	405	484	449	434	467	565	705
Contribution deficiency (excess)	<u>\$ -</u>	<u>\$ -</u>	<u>\$ -</u>	<u>\$ -</u>	<u>\$ -</u>	<u>\$ -</u>	<u>\$ -</u>	<u>\$ -</u>	<u>\$ -</u>	<u>\$ -</u>
Covered payroll	\$ 1,793	\$ 1,820	\$ 1,997	\$ 2,135	\$ 2,143	\$ 1,947	\$ 2,243	\$ 2,307	\$ 2,473	\$ 2,639
Contributions as a percentage of covered-employee payroll	19.58%	21.10%	18.63%	18.97%	22.59%	23.06%	19.35%	20.24%	22.85%	26.71%

COUNTY OF MONROE, NEW YORK

Notes to Required Supplementary Information (000's omitted) (Unaudited) Year Ended December 31, 2025

1. **Budgetary Basis Reporting**

The procedures governing the preparation, submission and adoption of the County's annual budget are stipulated in Article IV of the County Charter and in Article VI of the County Administrative Code.

The County Executive, with the assistance of the Office of Management and Budget (OMB), prepares the annual budget for submission to the County Legislature in a manner and form consistent with these articles. County departments and authorized agencies are required to submit their budget requests and revenue estimates to OMB. These requests are reviewed and analyzed, and the proposed budget is prepared for submission to the County Legislature.

The County Executive is required to submit the proposed budget to the Legislature on or before November 15th. The County Legislature must meet to deliberate on the budget and also must hold at least one public hearing prior to budget adoption. If the Legislature passes the budget as proposed, no further action is required on the part of the County Executive. If the Legislature changes the budget, the changes must be submitted to the County Executive for consideration. The County Executive then has 48 hours to approve or disapprove each of the Legislative changes. The Legislature can override a County Executive veto within the next 48 hours with a three-fifths majority vote.

If a budget has not been passed on or before the second Tuesday in December, the Legislature must meet daily until the budget is passed. If the budget is not passed by December 16th, then the budget as submitted by the County Executive, with any Legislative changes agreed to by the County Executive, becomes the adopted budget for the next year.

The legal level of budgetary control is established at the department level. Within departments, unless prohibited by law or contractual obligations, the County Executive, or designee, from time to time, may transfer unencumbered balances in appropriations within the object level of a department entirely within one (1) fund. Additionally, the County Executive, or designee, may transfer other unencumbered balances in appropriations between departments entirely within one (1) fund, although no such transfer for any purpose may increase the appropriation received in a sub-object more than ten thousand dollars (\$10,000).

The general fund is the only major fund with a legally-adopted budget. Appropriations for all budgets lapse at fiscal year-end. The general fund's budget is adopted on a departmental and object level of expenditure basis in which expenditures may not legally exceed appropriations.

On a budget basis, sales tax revenue amounts reflect only the County share of the sales tax distribution.

COUNTY OF MONROE, NEW YORK

Notes to Required Supplementary Information (000's omitted) (Unaudited) Year Ended December 31, 2025

A summary of legally-adopted budgetary activity for the County's general fund for the year ended 2025 follows (000's omitted):

Revenues and other Financing Sources

Original Adopted Budget	\$ 1,254,132
Budget Amendments and Transfers	<u>58,462</u>
Amended Budget	1,312,594
Grants Residual Budget Carryover	<u>189,174</u>
Modified Budget	<u><u>\$ 1,501,768</u></u>

Expenditures and other Financing Uses

Original Adopted Budget	\$ 1,206,627
Budget Amendments and Transfers	<u>64,657</u>
Amended Budget	1,271,284
Prior Year Encumbrances and Grants Residual Budget Carryover	<u>225,959</u>
Modified Budget	<u><u>\$ 1,497,243</u></u>

The general fund budget includes grants awarded to the County from state and federal sources. The adopted budget reflects the budget originally approved by the County Legislature. The amended budget includes transfers and amendments approved during the current year including new grant awards not part of the original adopted budget. The amended budget includes a small carryforward of prior year grant expenses which will be offset by revenue received in the current year. The modified budget includes a carryover of prior year encumbrances affecting the expenditure budget only, as well as reappropriations of grants from the prior year that will be expended and received in later years of multi-year funded federal and state grants.

COMBINING FINANCIAL INFORMATION

**COUNTY OF MONROE, NEW YORK
COMBINING BALANCE SHEET
NONMAJOR GOVERNMENTAL FUNDS
AS OF DECEMBER 31, 2025
(000's Omitted)**

	Special Revenue Funds	Debt Service Funds		Total Nonmajor Governmental Funds
		General	MTASC	
ASSETS				
Cash and cash equivalents	\$ 12,200	\$ 20,318	\$ 197	\$ 32,715
Accounts receivables, net	13,628	220	8,955	22,803
Due from other funds	7,687	-	-	7,687
Due from other governments:				
State and Federal - other	11,067	-	-	11,067
Local governments	351	-	-	351
Inventories	1,149	-	-	1,149
Restricted assets:				
Cash and cash equivalents	-	7,200	13,262	20,462
Other assets	165	-	13	178
	<u>46,247</u>	<u>27,738</u>	<u>22,427</u>	<u>96,412</u>
Total assets	<u>\$ 46,247</u>	<u>\$ 27,738</u>	<u>\$ 22,427</u>	<u>\$ 96,412</u>
LIABILITIES, DEFERRED INFLOWS OF RESOURCES AND FUND BALANCES				
Liabilities:				
Accounts payable and accrued liabilities	\$ 3,884	\$ -	\$ -	\$ 3,884
Due to other funds	18,000	-	-	18,000
Due to other governments	803	-	-	803
Unearned revenue	68	-	-	68
	<u>22,755</u>	<u>-</u>	<u>-</u>	<u>22,755</u>
Total liabilities	<u>22,755</u>	<u>-</u>	<u>-</u>	<u>22,755</u>
Deferred inflows of resources:				
Community Development loan repayments	12,756	-	-	12,756
Tobacco settlement revenue	-	-	8,914	8,914
	<u>12,756</u>	<u>-</u>	<u>8,914</u>	<u>21,670</u>
Total deferred inflows of resources	<u>12,756</u>	<u>-</u>	<u>8,914</u>	<u>21,670</u>
Fund balances:				
Nonspendable	1,313	-	13	1,326
Restricted	7,855	7,200	13,262	28,317
Committed	2,872	-	-	2,872
Assigned	-	20,538	238	20,776
Unassigned	(1,304)	-	-	(1,304)
	<u>10,736</u>	<u>27,738</u>	<u>13,513</u>	<u>51,987</u>
Total fund balances	<u>10,736</u>	<u>27,738</u>	<u>13,513</u>	<u>51,987</u>
Total liabilities, deferred inflows of resources and fund balances	<u>\$ 46,247</u>	<u>\$ 27,738</u>	<u>\$ 22,427</u>	<u>\$ 96,412</u>

See accompanying independent auditor's report.

COUNTY OF MONROE, NEW YORK
COMBINING STATEMENT OF REVENUES, EXPENDITURES AND CHANGES IN FUND BALANCES
NONMAJOR GOVERNMENTAL FUNDS
FOR THE YEAR ENDED DECEMBER 31, 2025
(000's Omitted)

	Special Revenue Funds	Debt Service Funds		Total Nonmajor Governmental Funds
		General	MTASC	
REVENUES:				
Federal aid	\$ 4,501	\$ -	\$ -	\$ 4,501
State aid	13,256	2,326	-	15,582
Charges for services	6,338	-	-	6,338
Intergovernmental	2,313	1,447	-	3,760
Use of money and property	15	670	729	1,414
Repayments and refunds	79	-	-	79
Tobacco settlement	-	-	8,951	8,951
Miscellaneous	3,721	-	-	3,721
Total revenues	30,223	4,443	9,680	44,346
EXPENDITURES:				
General government	77	-	126	203
Public safety	3,911	-	-	3,911
Culture, recreation and education	12,326	-	-	12,326
Transportation	28,824	-	-	28,824
Economic development	3,094	-	-	3,094
Debt service:				
Principal retirement	-	33,183	1,300	34,483
Bond issuance costs	-	125	-	125
Interest and fiscal charges	-	10,308	8,322	18,630
Total expenditures	48,232	43,616	9,748	101,596
Excess (deficiency) of revenues over (under) expenditures	(18,009)	(39,173)	(68)	(57,250)
OTHER FINANCING SOURCES (USES):				
Premium on bonds issued	-	4,175	-	4,175
Subscription-based information technology arrangements	425	-	-	425
Transfers in	35,898	45,123	-	81,021
Transfers out	(19,454)	-	-	(19,454)
Total other financing sources	16,869	49,298	-	66,167
Changes in fund balances	(1,140)	10,125	(68)	8,917
Fund balances at beginning of year	11,876	17,613	13,581	43,070
Fund balances at end of year	\$ 10,736	\$ 27,738	\$ 13,513	\$ 51,987

See accompanying independent auditor's report.

**COUNTY OF MONROE, NEW YORK
COMBINING BALANCE SHEET
NONMAJOR SPECIAL REVENUE FUNDS
AS OF DECEMBER 31, 2025
(000's Omitted)**

	<u>Road Fund</u>	<u>Special Grants</u>	<u>Green Space Initiative</u>	<u>Library Fund</u>	<u>County Park Funds</u>	<u>County Jail Commissary Funds</u>	<u>Other Public Safety Funds</u>	<u>Stormwater Coalition Fund</u>	<u>Misc. Special Revenue Funds</u>	<u>Total Special Revenue</u>
ASSETS										
Cash and cash equivalents	\$ 1,143	\$ 191	\$ 367	\$ 1,826	\$ 491	\$ 5,996	\$ 1,062	\$ 744	\$ 380	\$ 12,200
Accounts receivables, net	687	12,027	-	524	-	390	-	-	-	13,628
Due from other funds	7,687	-	-	-	-	-	-	-	-	7,687
Due from other governments:										
State and Federal - other	9,612	840	-	599	-	-	14	2	-	11,067
Local governments	325	-	-	16	-	-	-	10	-	351
Inventories	1,149	-	-	-	-	-	-	-	-	1,149
Other assets	165	-	-	-	-	-	-	-	-	165
Total assets	<u>\$ 20,768</u>	<u>\$ 13,058</u>	<u>\$ 367</u>	<u>\$ 2,965</u>	<u>\$ 491</u>	<u>\$ 6,386</u>	<u>\$ 1,076</u>	<u>\$ 756</u>	<u>\$ 380</u>	<u>\$ 46,247</u>
LIABILITIES, DEFERRED INFLOWS OF RESOURCES AND FUND BALANCES										
Liabilities:										
Accounts payable and accrued liabilities	\$ 2,201	\$ 2	\$ -	\$ 1,609	\$ 9	\$ 55	\$ -	\$ 8	\$ -	\$ 3,884
Due to other funds	18,000	-	-	-	-	-	-	-	-	18,000
Due to other governments	490	300	-	-	-	-	13	-	-	803
Unearned revenue	68	-	-	-	-	-	-	-	-	68
Total liabilities	<u>20,759</u>	<u>302</u>	<u>-</u>	<u>1,609</u>	<u>9</u>	<u>55</u>	<u>13</u>	<u>8</u>	<u>-</u>	<u>22,755</u>
Deferred inflows of resources:										
Community Development loan repayments	-	12,756	-	-	-	-	-	-	-	12,756
Total deferred inflows of resources	<u>-</u>	<u>12,756</u>	<u>-</u>	<u>-</u>	<u>-</u>	<u>-</u>	<u>-</u>	<u>-</u>	<u>-</u>	<u>12,756</u>
Fund balances:										
Nonspendable	1,313	-	-	-	-	-	-	-	-	1,313
Restricted	-	-	-	1,356	-	6,331	168	-	-	7,855
Committed	-	-	367	-	482	-	895	748	380	2,872
Unassigned	(1,304)	-	-	-	-	-	-	-	-	(1,304)
Total fund balances	<u>9</u>	<u>-</u>	<u>367</u>	<u>1,356</u>	<u>482</u>	<u>6,331</u>	<u>1,063</u>	<u>748</u>	<u>380</u>	<u>10,736</u>
Total liabilities, deferred inflows of resources and fund balances	<u>\$ 20,768</u>	<u>\$ 13,058</u>	<u>\$ 367</u>	<u>\$ 2,965</u>	<u>\$ 491</u>	<u>\$ 6,386</u>	<u>\$ 1,076</u>	<u>\$ 756</u>	<u>\$ 380</u>	<u>\$ 46,247</u>

See accompanying independent auditor's report.

COUNTY OF MONROE, NEW YORK
COMBINING STATEMENT OF REVENUES, EXPENDITURES AND CHANGES IN FUND BALANCES
NONMAJOR SPECIAL REVENUE FUNDS
FOR THE YEAR ENDED DECEMBER 31, 2025
(000's Omitted)

	<u>Road Fund</u>	<u>Special Grants</u>	<u>Green Space Initiative</u>	<u>Library Fund</u>	<u>County Park Funds</u>	<u>County Jail Commissary Funds</u>	<u>Other Public Safety Funds</u>	<u>Stormwater Coalition Fund</u>	<u>Misc. Special Revenue Funds</u>	<u>Total Special Revenue</u>
REVENUES:										
Federal aid	\$ 1,211	\$ 2,996	\$ -	\$ 3	\$ -	\$ -	\$ 291	\$ -	\$ -	\$ 4,501
State aid	10,687	-	-	2,569	-	-	-	-	-	13,256
Charges for services	4,942	-	-	-	20	1,211	3	162	-	6,338
Intergovernmental	1,187	-	-	1,126	-	-	-	-	-	2,313
Use of money and property	-	-	15	-	-	-	-	-	-	15
Repayments and refunds	60	-	-	-	-	-	19	-	-	79
Miscellaneous	254	98	-	473	119	2,777	-	-	-	3,721
Total revenues	<u>18,341</u>	<u>3,094</u>	<u>15</u>	<u>4,171</u>	<u>139</u>	<u>3,988</u>	<u>313</u>	<u>162</u>	<u>-</u>	<u>30,223</u>
EXPENDITURES:										
General government	-	-	-	-	-	-	-	77	-	77
Public safety	-	-	-	-	-	3,758	153	-	-	3,911
Culture, recreation and education	-	-	-	12,179	147	-	-	-	-	12,326
Transportation	28,824	-	-	-	-	-	-	-	-	28,824
Economic development	-	3,094	-	-	-	-	-	-	-	3,094
Total expenditures	<u>28,824</u>	<u>3,094</u>	<u>-</u>	<u>12,179</u>	<u>147</u>	<u>3,758</u>	<u>153</u>	<u>77</u>	<u>-</u>	<u>48,232</u>
Excess (deficiency) of revenues over (under) expenditures	<u>(10,483)</u>	<u>-</u>	<u>15</u>	<u>(8,008)</u>	<u>(8)</u>	<u>230</u>	<u>160</u>	<u>85</u>	<u>-</u>	<u>(18,009)</u>
OTHER FINANCING SOURCES (USES):										
Subscription-based information technology arrangements	-	-	-	425	-	-	-	-	-	425
Transfers in	28,206	-	-	7,692	-	-	-	-	-	35,898
Transfers out	(19,232)	-	-	(222)	-	-	-	-	-	(19,454)
Total other financing sources (uses)	<u>8,974</u>	<u>-</u>	<u>-</u>	<u>7,895</u>	<u>-</u>	<u>-</u>	<u>-</u>	<u>-</u>	<u>-</u>	<u>16,869</u>
Changes in fund balances	(1,509)	-	15	(113)	(8)	230	160	85	-	(1,140)
Fund balances at beginning of year	1,518	-	352	1,469	490	6,101	903	663	380	11,876
Fund balances at end of year	<u>\$ 9</u>	<u>\$ -</u>	<u>\$ 367</u>	<u>\$ 1,356</u>	<u>\$ 482</u>	<u>\$ 6,331</u>	<u>\$ 1,063</u>	<u>\$ 748</u>	<u>\$ 380</u>	<u>\$ 10,736</u>

See accompanying independent auditor's report.

**COUNTY OF MONROE, NEW YORK
COMBINING STATEMENT OF NET POSITION
NONMAJOR ENTERPRISE FUNDS
AS OF DECEMBER 31, 2025
(000's Omitted)**

	<u>Solid Waste</u>	<u>Energy</u>	<u>Total Nonmajor Enterprise Funds</u>
ASSETS			
Current assets:			
Cash and cash equivalents	\$ 138	\$ 104	\$ 242
Accounts receivables, net	2,084	-	2,084
Due from other governments:			
State and Federal - other	213	-	213
Local governments	1,426	4,860	6,286
Inventories	-	275	275
Other assets	13	491	504
Total current assets	<u>3,874</u>	<u>5,730</u>	<u>9,604</u>
Noncurrent assets:			
Restricted assets:			
Cash and cash equivalents	819	-	819
Capital assets not being depreciated	7,491	-	7,491
Capital assets, net of accumulated depreciation/amortization	<u>3,271</u>	<u>-</u>	<u>3,271</u>
Total noncurrent assets	<u>11,581</u>	<u>-</u>	<u>11,581</u>
Total assets	<u>15,455</u>	<u>5,730</u>	<u>21,185</u>
DEFERRED OUTFLOWS OF RESOURCES			
Pension related	860	-	860
Other postemployment benefits related	55	-	55
Total deferred outflows of resources	<u>\$ 915</u>	<u>\$ -</u>	<u>\$ 915</u>

(continued)

COUNTY OF MONROE, NEW YORK
COMBINING STATEMENT OF NET POSITION
NONMAJOR ENTERPRISE FUNDS
AS OF DECEMBER 31, 2025
(000's Omitted)

	<u>Solid Waste</u>	<u>Energy</u>	<u>Total Nonmajor Enterprise Funds</u>
LIABILITIES			
Current liabilities:			
Accounts payable and accrued liabilities	\$ 1,682	\$ 1,613	\$ 3,295
Accrued interest payable	26	-	26
Due to other funds	850	4,100	4,950
Current portion of:			
Bonds payable	110	-	110
Total other postemployment benefits	38	-	38
Total current liabilities	<u>2,706</u>	<u>5,713</u>	<u>8,419</u>
Noncurrent liabilities:			
Bonds payable	1,765	-	1,765
Net pension liability	1,340	-	1,340
Total other postemployment benefits	60	-	60
Other long-term liabilities	28	-	28
Total noncurrent liabilities	<u>3,193</u>	<u>-</u>	<u>3,193</u>
Total liabilities	<u>5,899</u>	<u>5,713</u>	<u>11,612</u>
DEFERRED INFLOWS OF RESOURCES			
Deferred gain on refunding	1	-	1
Pension related	116	-	116
Other postemployment benefits related	102	-	102
Total deferred inflows of resources	<u>219</u>	<u>-</u>	<u>219</u>
NET POSITION			
Net investment in capital assets	8,916	-	8,916
Restricted for:			
Capital projects	660	-	660
Unrestricted (deficit)	676	17	693
Total net position (deficit)	<u>\$ 10,252</u>	<u>\$ 17</u>	<u>\$ 10,269</u>

The notes to the basic financial statements are an integral part of this statement.

COUNTY OF MONROE, NEW YORK
COMBINING STATEMENT OF REVENUES, EXPENSES AND CHANGES IN NET POSITION
NONMAJOR ENTERPRISE FUNDS
FOR THE YEAR ENDED DECEMBER 31, 2025
(000's Omitted)

	<u>Solid Waste</u>	<u>Energy</u>	<u>Total Nonmajor Enterprise Funds</u>
Operating revenues:			
Charges for services	\$ 13,637	\$ 25,304	\$ 38,941
Miscellaneous	924	-	924
Total operating revenues	<u>14,561</u>	<u>25,304</u>	<u>39,865</u>
Operating expenses:			
Personnel services	325	-	325
Employee benefits	363	-	363
Contractual	11,930	25,252	37,182
Depreciation and amortization	260	-	260
Other	194	-	194
Total operating expenses	<u>13,072</u>	<u>25,252</u>	<u>38,324</u>
Operating income (loss)	<u>1,489</u>	<u>52</u>	<u>1,541</u>
Nonoperating revenues (expenses):			
Federal aid	3	-	3
State aid	127	-	127
Use of money and property	4	-	4
Interest and fiscal charges	(28)	-	(28)
Other income (expense)	183	-	183
Total nonoperating revenues (expenses)	<u>289</u>	<u>-</u>	<u>289</u>
Income (loss) before contributions and transfers	<u>1,778</u>	<u>52</u>	<u>1,830</u>
Contributions and transfers:			
Transfers in	1,500	-	1,500
Total contributions and transfers	<u>1,500</u>	<u>-</u>	<u>1,500</u>
Change in net position	<u>3,278</u>	<u>52</u>	<u>3,330</u>
Net position (deficit) - beginning of year	<u>6,974</u>	<u>(35)</u>	<u>6,939</u>
Net position (deficit) - ending	<u>\$ 10,252</u>	<u>\$ 17</u>	<u>\$ 10,269</u>

The notes to the basic financial statements are an integral part of this statement.

**COUNTY OF MONROE, NEW YORK
 COMBINING STATEMENT OF CASH FLOWS
 NONMAJOR ENTERPRISE FUNDS
 FOR THE YEAR ENDED DECEMBER 31, 2025
 (000's Omitted)**

	<u>Solid Waste</u>	<u>Energy</u>	<u>Total Nonmajor Enterprise Funds</u>
CASH FLOWS FROM OPERATING ACTIVITIES			
Cash received from providing services	\$ 14,278	\$ 23,604	\$ 37,882
Payments to or on behalf of employees	(504)	-	(504)
Payments to suppliers	(11,809)	(25,289)	(37,098)
Payments for interfund services	(180)	-	(180)
Other receipts (payments)	924	154	1,078
Net cash provided by (used in) operating activities	<u>2,709</u>	<u>(1,531)</u>	<u>1,178</u>
CASH FLOWS FROM NONCAPITAL FINANCING ACTIVITIES			
Federal aid	3	-	3
State aid	127	-	127
Receipts from other funds	850	4,100	4,950
Payments to other funds	(5,005)	(2,650)	(7,655)
Transfers in	1,500	-	1,500
Net cash provided by (used in) noncapital financing activities	<u>(2,525)</u>	<u>1,450</u>	<u>(1,075)</u>
CASH FLOWS FROM CAPITAL AND RELATED FINANCING ACTIVITIES			
Interest paid	(36)	-	(36)
Change in securities and retainage	22	-	22
Proceeds from the issuance of bonds	905	-	905
Principal paid on bonds	(288)	-	(288)
Premium from the issuance of bonds	73	-	73
Acquisition and construction of capital assets	(939)	-	(939)
Other capital receipts (payments)	183	-	183
Net cash provided by (used in) capital and related financing activities	<u>\$ (80)</u>	<u>\$ -</u>	<u>\$ (80)</u>

(continued)

COUNTY OF MONROE, NEW YORK
COMBINING STATEMENT OF CASH FLOWS
NONMAJOR ENTERPRISE FUNDS
FOR THE YEAR ENDED DECEMBER 31, 2025
 (000's Omitted)

	<u>Solid Waste</u>	<u>Energy</u>	<u>Total Nonmajor Enterprise Funds</u>
CASH FLOWS FROM INVESTING ACTIVITIES			
Receipts from use of money and property	\$ 4	\$ -	\$ 4
Net cash provided by investing activities	<u>4</u>	<u>-</u>	<u>4</u>
Net increase (decrease) in cash and cash equivalents	108	(81)	27
Cash and cash equivalents, beginning of year	<u>849</u>	<u>185</u>	<u>1,034</u>
Cash and cash equivalents, end of year	<u><u>957</u></u>	<u><u>104</u></u>	<u><u>1,061</u></u>
Classified as:			
Cash and cash equivalents - unrestricted	138	104	242
Cash and cash equivalents - restricted	<u>819</u>	<u>-</u>	<u>819</u>
Total cash and cash equivalents	<u><u>957</u></u>	<u><u>104</u></u>	<u><u>1,061</u></u>
Reconciliation of operating income (loss) to net cash provided by (used in) operating activities:			
Operating income (loss)	1,489	52	1,541
Adjustments to reconcile operating income (loss) to net cash provided by (used in) operations:			
Depreciation and amortization	260	-	260
Change in:			
Accounts receivable	(373)	-	(373)
Due from other governments	1,014	(1,700)	(686)
Inventories	-	(61)	(61)
Other assets	(1)	215	214
Deferred outflows - pensions	(341)	-	(341)
Deferred outflows - other postemployment benefits	(11)	-	(11)
Accounts payable, accrued and other liabilities	132	(37)	95
Net pension liability	811	-	811
Total other postemployment benefits	(10)	-	(10)
Compensated absences	(23)	-	(23)
Deferred inflows - pension related	(210)	-	(210)
Deferred inflows - other postemployment benefits related	<u>(28)</u>	<u>-</u>	<u>(28)</u>
Net cash provided by (used in) operating activities	<u><u>\$ 2,709</u></u>	<u><u>\$ (1,531)</u></u>	<u><u>\$ 1,178</u></u>

The notes to the basic financial statements are an integral part of this statement.

COUNTY OF MONROE, NEW YORK
COMBINING STATEMENT OF NET POSITION
INTERNAL SERVICE FUNDS
AS OF DECEMBER 31, 2025
(000's Omitted)

	Central Services	Building Accounts	Information Services	Fleet Management	Risk Management	Total
ASSETS						
Current assets:						
Cash and cash equivalents	\$ 605	\$ 8,196	\$ 85	\$ 2,247	\$ 10,891	\$ 22,024
Accounts receivables, net	-	-	6	5	5	16
Lease receivable	-	310	-	-	-	310
Due from other governments:						
State and Federal - other	2	774	5	250	-	1,031
Local governments	-	145	37	69	-	251
Inventories	111	-	-	826	-	937
Other assets	14	131	175	31	1,850	2,201
Total current assets	<u>732</u>	<u>9,556</u>	<u>308</u>	<u>3,428</u>	<u>12,746</u>	<u>26,770</u>
Noncurrent assets:						
Restricted assets:						
Cash and cash equivalents	-	5,881	6,103	-	-	11,984
Lease receivable	-	1,390	-	-	-	1,390
Capital assets not being depreciated	-	30,688	11,499	-	-	42,187
Capital assets, net of accumulated depreciation/amortization	77	67,372	22,682	5,966	-	96,097
Total noncurrent assets	<u>77</u>	<u>105,331</u>	<u>40,284</u>	<u>5,966</u>	<u>-</u>	<u>151,658</u>
Total assets	<u>809</u>	<u>114,887</u>	<u>40,592</u>	<u>9,394</u>	<u>12,746</u>	<u>178,428</u>
DEFERRED OUTFLOWS OF RESOURCES						
Pension related	389	3,069	4,765	810	-	9,033
Other postemployment benefits related	100	917	1,303	225	-	2,545
Total deferred outflows of resources	<u>489</u>	<u>3,986</u>	<u>6,068</u>	<u>1,035</u>	<u>-</u>	<u>11,578</u>
LIABILITIES						
Current liabilities:						
Accounts payable and accrued liabilities	112	3,564	2,018	340	38,870	44,904
Accrued interest payable	-	526	524	5	-	1,055
Due to other funds	-	-	500	-	-	500
Current portion of:						
Leases payable	38	1,947	-	-	-	1,985
Subscription-based information technology arrangements	-	-	2,658	-	-	2,658
Bonds payable	-	5,667	-	625	-	6,292
Total other postemployment benefits	46	430	610	105	-	1,191
Total current liabilities	<u>196</u>	<u>12,134</u>	<u>6,310</u>	<u>1,075</u>	<u>38,870</u>	<u>58,585</u>
Noncurrent liabilities:						
Leases payable	44	3	-	-	-	47
Subscription-based information technology arrangements	-	-	11,651	-	-	11,651
Bonds payable	-	63,269	-	1,108	-	64,377
Net pension liability	606	4,779	7,421	1,262	-	14,068
Total other postemployment benefits	191	1,748	2,483	429	-	4,851
Other long-term liabilities	28	151	1,059	146	-	1,384
Total noncurrent liabilities	<u>869</u>	<u>69,950</u>	<u>22,614</u>	<u>2,945</u>	<u>-</u>	<u>96,378</u>
Total liabilities	<u>1,065</u>	<u>82,084</u>	<u>28,924</u>	<u>4,020</u>	<u>38,870</u>	<u>154,963</u>
DEFERRED INFLOWS OF RESOURCES						
Lease related	-	1,599	-	-	-	1,599
Deferred gain on refunding	-	38	-	-	-	38
Pension related	52	415	644	109	-	1,220
Other postemployment benefits related	155	1,419	2,016	348	-	3,938
Total deferred inflows of resources	<u>207</u>	<u>3,471</u>	<u>2,660</u>	<u>457</u>	<u>-</u>	<u>6,795</u>
NET POSITION						
Net investment in capital assets	(4)	29,529	24,966	4,233	-	58,724
Unrestricted (deficit)	30	3,789	(9,890)	1,719	(26,124)	(30,476)
Total net position (deficit)	<u>\$ 26</u>	<u>\$ 33,318</u>	<u>\$ 15,076</u>	<u>\$ 5,952</u>	<u>\$ (26,124)</u>	<u>\$ 28,248</u>

See accompanying independent auditor's report.

COUNTY OF MONROE, NEW YORK
COMBINING STATEMENT OF REVENUES, EXPENSES AND CHANGES IN NET POSITION
INTERNAL SERVICE FUNDS
FOR THE YEAR ENDED DECEMBER 31, 2025
(000's Omitted)

	<u>Central Services</u>	<u>Building Accounts</u>	<u>Information Services</u>	<u>Fleet Management</u>	<u>Risk Management</u>	<u>Total</u>
Operating revenues:						
Charges for services	\$ -	\$ 61	\$ -	\$ 263	\$ -	\$ 324
Interdepartmental	2,227	28,109	17,771	5,228	27,305	80,640
Repayments and refunds	-	-	-	17	-	17
Miscellaneous	-	1	70	268	-	339
Total operating revenues	<u>2,227</u>	<u>28,171</u>	<u>17,841</u>	<u>5,776</u>	<u>27,305</u>	<u>81,320</u>
Operating expenses:						
Personnel services	429	3,893	5,672	971	-	10,965
Employee benefits	66	1,237	2,216	504	-	4,023
Contractual	1,058	10,759	2,861	887	34,656	50,221
Depreciation and amortization	34	7,557	6,092	564	-	14,247
Other	509	4,287	834	2,569	538	8,737
Total operating expenses	<u>2,096</u>	<u>27,733</u>	<u>17,675</u>	<u>5,495</u>	<u>35,194</u>	<u>88,193</u>
Operating income (loss)	<u>131</u>	<u>438</u>	<u>166</u>	<u>281</u>	<u>(7,889)</u>	<u>(6,873)</u>
Nonoperating revenues (expenses):						
Federal aid	5	32	13	3	-	53
State aid	-	972	-	-	-	972
Use of money and property	-	498	-	-	-	498
Interest and fiscal charges	(4)	(2,000)	(536)	(8)	-	(2,548)
Other income (expense)	-	18	-	(16)	-	2
Total nonoperating revenues (expenses)	<u>1</u>	<u>(480)</u>	<u>(523)</u>	<u>(21)</u>	<u>-</u>	<u>(1,023)</u>
Income (loss) before capital contributions and transfers	<u>132</u>	<u>(42)</u>	<u>(357)</u>	<u>260</u>	<u>(7,889)</u>	<u>(7,896)</u>
Contributions and transfers:						
Transfers in	1	6	-	-	642	649
Transfers out	-	(232)	-	-	-	(232)
Total contributions and transfers	<u>1</u>	<u>(226)</u>	<u>-</u>	<u>-</u>	<u>642</u>	<u>417</u>
Change in net position (deficit)	<u>133</u>	<u>(268)</u>	<u>(357)</u>	<u>260</u>	<u>(7,247)</u>	<u>(7,479)</u>
Net position (deficit) - beginning	<u>(107)</u>	<u>33,586</u>	<u>15,433</u>	<u>5,692</u>	<u>(18,877)</u>	<u>35,727</u>
Net position (deficit) - ending	<u>\$ 26</u>	<u>\$ 33,318</u>	<u>\$ 15,076</u>	<u>\$ 5,952</u>	<u>\$ (26,124)</u>	<u>\$ 28,248</u>

See accompanying independent auditor's report.

COUNTY OF MONROE, NEW YORK
COMBINING STATEMENT OF CASH FLOWS
INTERNAL SERVICE FUNDS
FOR THE YEAR ENDED DECEMBER 31, 2025
(000's Omitted)

	<u>Central Services</u>	<u>Building Accounts</u>	<u>Information Services</u>	<u>Fleet Management</u>	<u>Risk Management</u>	<u>Total</u>
CASH FLOWS FROM OPERATING ACTIVITIES						
Cash received from providing services	\$ -	\$ 106	\$ 53	\$ 615	\$ -	\$ 774
Cash received from other funds for services	2,227	28,109	17,771	5,228	15,245	68,580
Payments to or on behalf of employees	(621)	(5,446)	(7,823)	(1,428)	(152)	(15,470)
Payments to suppliers	(1,132)	(11,431)	(3,271)	(3,431)	(4,707)	(23,972)
Payments for interfund services	(413)	(3,332)	(788)	(333)	(538)	(5,404)
Payments lease related	-	(11)	-	-	-	(11)
Claims paid	-	-	-	-	(19,204)	(19,204)
Other receipts (payments)	(16)	1	-	12	(752)	(755)
Net cash provided by (used in) operating activities	<u>45</u>	<u>7,996</u>	<u>5,942</u>	<u>663</u>	<u>(10,108)</u>	<u>4,538</u>
CASH FLOWS FROM NONCAPITAL FINANCING ACTIVITIES						
Federal aid	5	32	13	3	-	53
State aid	-	972	-	-	-	972
Receipts from other funds	-	-	500	-	-	500
Payments to other funds	-	-	(2,200)	-	-	(2,200)
Transfers in	1	6	-	-	642	649
Transfers out	-	(232)	-	-	-	(232)
Net cash provided by (used in) noncapital financing activities	<u>6</u>	<u>778</u>	<u>(1,687)</u>	<u>3</u>	<u>642</u>	<u>(258)</u>
CASH FLOWS FROM CAPITAL AND RELATED FINANCING ACTIVITIES						
Interest paid	(4)	(2,594)	(18)	(76)	-	(2,692)
Changes in securities and retainage	-	155	-	-	-	155
Proceeds from the issuance of bonds	-	13,358	-	-	-	13,358
Principal paid on bonds	-	(6,142)	(734)	(604)	-	(7,480)
Premium from the issuance of bonds	-	1,254	-	-	-	1,254
Principal paid on leases	(34)	(1,830)	(2,803)	-	-	(4,667)
Acquisition and construction of capital assets	-	(11,831)	(11,618)	-	-	(23,449)
Other capital receipts (payments)	-	-	-	(16)	-	(16)
Net cash provided by (used in) capital and related financing activities	<u>\$ (38)</u>	<u>\$ (7,630)</u>	<u>\$ (15,173)</u>	<u>\$ (696)</u>	<u>\$ -</u>	<u>\$ (23,537)</u>

(continued)

COUNTY OF MONROE, NEW YORK
COMBINING STATEMENT OF CASH FLOWS
INTERNAL SERVICE FUNDS
FOR THE YEAR ENDED DECEMBER 31, 2025
(000's Omitted)

	<u>Central Services</u>	<u>Building Accounts</u>	<u>Information Services</u>	<u>Fleet Management</u>	<u>Risk Management</u>	<u>Total</u>
CASH FLOWS FROM INVESTING ACTIVITIES						
Receipts from use of money and property	\$ -	\$ 502	\$ -	\$ -	\$ -	\$ 502
Net cash provided by (used in) investing activities	-	502	-	-	-	502
Net increase (decrease) in cash and cash equivalents	13	1,646	(10,918)	(30)	(9,466)	(18,755)
Cash and cash equivalents, beginning of year	592	12,431	17,106	2,277	20,357	52,763
Cash and cash equivalents, end of year	<u>605</u>	<u>14,077</u>	<u>6,188</u>	<u>2,247</u>	<u>10,891</u>	<u>34,008</u>
Classified as:						
Cash and cash equivalents - unrestricted	605	8,196	85	2,247	10,891	22,024
Cash and cash equivalents - restricted	-	5,881	6,103	-	-	11,984
Total cash and cash equivalents	<u>605</u>	<u>14,077</u>	<u>6,188</u>	<u>2,247</u>	<u>10,891</u>	<u>34,008</u>
Reconciliation of operating income (loss) to net cash provided by (used in) operating activities:						
Operating income (loss)	131	438	166	281	(7,889)	(6,873)
Adjustments to reconcile operating income (loss) to cash provided by (used in) operations:						
Depreciation and amortization	34	7,557	6,092	564	-	14,247
Change in:						
Accounts receivable	-	12	16	1	(5)	24
Lease receivable	-	280	-	-	-	280
Due from other governments	-	33	(34)	(270)	-	(271)
Inventories	(16)	-	-	(25)	-	(41)
Other assets	(1)	(32)	(11)	(6)	-	(50)
Deferred outflows - pensions	132	655	344	60	-	1,191
Deferred outflows - other postemployment benefits	95	569	782	118	-	1,564
Accounts payable, accrued and other liabilities	26	303	(370)	65	(1,315)	(1,291)
Net pension liability	75	989	2,222	376	-	3,662
Total other postemployment benefits	(47)	10	50	33	-	46
Compensated absences	17	119	238	50	-	424
Deferred inflows - lease related	-	(291)	-	-	-	(291)
Deferred inflows - pensions	(274)	(1,922)	(2,563)	(437)	-	(5,196)
Deferred inflows - other postemployment benefits	(127)	(724)	(990)	(147)	(752)	(2,740)
Due to other governments	-	-	-	-	(147)	(147)
Net cash provided by (used in) operating activities	<u>\$ 45</u>	<u>\$ 7,996</u>	<u>\$ 5,942</u>	<u>\$ 663</u>	<u>\$ (10,108)</u>	<u>\$ 4,538</u>

See accompanying independent auditor's report.

COUNTY OF MONROE, NEW YORK
DEBT SERVICE FUND - GENERAL
SCHEDULE OF REVENUES, EXPENDITURES AND CHANGES IN FUND BALANCES
BUDGET AND ACTUAL (UNAUDITED)
FOR THE YEAR ENDED DECEMBER 31, 2025
(000's Omitted)

	Original Budget	Amended Budget	Modified Budget	Actual	Variance Over (Under)
REVENUES:					
State aid	\$ -	\$ -	\$ -	\$ 2,326	\$ 2,326
Intergovernmental	1,447	1,447	1,447	1,447	-
Use of money and property	-	-	-	670	670
Total revenues	<u>1,447</u>	<u>1,447</u>	<u>1,447</u>	<u>4,443</u>	<u>2,996</u>
EXPENDITURES:					
Debt service					
Principal	33,183	33,183	33,183	33,183	-
Bond issuance costs	-	-	-	125	125
Interest	10,308	10,308	10,308	10,308	-
Total Debt service	<u>43,491</u>	<u>43,491</u>	<u>43,491</u>	<u>43,616</u>	<u>125</u>
Total expenditures	<u>43,491</u>	<u>43,491</u>	<u>43,491</u>	<u>43,616</u>	<u>125</u>
Excess of expenditures over revenues	<u>(42,044)</u>	<u>(42,044)</u>	<u>(42,044)</u>	<u>(39,173)</u>	<u>(2,871)</u>
OTHER FINANCING SOURCES (USES):					
Premium on bonds issued	-	-	-	4,175	4,175
Transfers in	38,664	38,664	38,664	45,123	6,459
Total other financing sources (uses)	<u>38,664</u>	<u>38,664</u>	<u>38,664</u>	<u>49,298</u>	<u>10,634</u>
Changes in budgeted fund balances*	<u>\$ (3,380)</u>	<u>\$ (3,380)</u>	<u>\$ (3,380)</u>	10,125	<u>\$ 13,505</u>
Fund balances at beginning of year				<u>17,613</u>	
Fund balance at end of year				<u>\$ 27,738</u>	

* The change in original fund balances were included in the budget as an appropriation (i.e., spenddown) of fund balance.

See accompanying independent auditor's report.

COUNTY OF MONROE, NEW YORK
ROAD FUND
SCHEDULE OF REVENUES, EXPENDITURES AND CHANGES IN FUND BALANCES
BUDGET AND ACTUAL (UNAUDITED)
FOR THE YEAR ENDED DECEMBER 31, 2025
(000's Omitted)

	<u>Original Budget</u>	<u>Amended Budget</u>	<u>Modified Budget</u>	<u>Actual</u>	<u>Variance Over (Under)</u>
REVENUES:					
Federal aid	\$ 676	\$ 676	\$ 676	\$ 1,211	\$ 535
State aid	10,860	11,298	11,345	10,687	(658)
Charges for services	4,850	4,850	4,850	4,942	92
Intergovernmental	1,131	1,606	1,623	1,187	(436)
Repayments and refunds	186	186	186	60	(126)
Miscellaneous	296	296	296	254	(42)
Total revenues	<u>17,999</u>	<u>18,912</u>	<u>18,976</u>	<u>18,341</u>	<u>(635)</u>
EXPENDITURES:					
Transportation	<u>29,282</u>	<u>30,997</u>	<u>34,940</u>	<u>28,824</u>	<u>(6,116)</u>
Total expenditures	<u>29,282</u>	<u>30,997</u>	<u>34,940</u>	<u>28,824</u>	<u>(6,116)</u>
Excess of expenditures over revenues	<u>(11,283)</u>	<u>(12,085)</u>	<u>(15,964)</u>	<u>(10,483)</u>	<u>(5,481)</u>
OTHER FINANCING SOURCES (USES):					
Transfers in	27,515	28,317	28,317	28,206	(111)
Transfers out	<u>(19,232)</u>	<u>(19,232)</u>	<u>(19,232)</u>	<u>(19,232)</u>	<u>-</u>
Total other financing sources (uses)	<u>8,283</u>	<u>9,085</u>	<u>9,085</u>	<u>8,974</u>	<u>(111)</u>
Changes in budgeted fund balances*	<u>\$ (3,000)</u>	<u>\$ (3,000)</u>	<u>\$ (6,879)</u>	<u>(1,509)</u>	<u>\$ 5,370</u>
Fund balance at beginning of year				<u>1,518</u>	
Fund balance at end of year				<u>\$ 9</u>	

* The change in original fund balances were included in the budget as an appropriation (i.e., spenddown) of fund balance.

See accompanying independent auditor's report.

COUNTY OF MONROE, NEW YORK
LIBRARY FUND
SCHEDULE OF REVENUES, EXPENDITURES AND CHANGES IN FUND BALANCES
BUDGET AND ACTUAL (UNAUDITED)
FOR THE YEAR ENDED DECEMBER 31, 2025
(000's Omitted)

	Original Budget	Amended Budget	Modified Budget	Actual	Variance Over (Under)
REVENUES:					
Federal aid	\$ -	\$ -	\$ -	\$ 3	\$ 3
State aid	2,488	2,488	2,488	2,569	81
Intergovernmental	1,177	1,177	1,177	1,126	(51)
Miscellaneous	930	930	930	473	(457)
Total revenues	<u>4,595</u>	<u>4,595</u>	<u>4,595</u>	<u>4,171</u>	<u>(424)</u>
EXPENDITURES:					
Culture and educational services	<u>12,255</u>	<u>12,255</u>	<u>12,255</u>	<u>12,179</u>	<u>(76)</u>
Total expenditures	<u>12,255</u>	<u>12,255</u>	<u>12,255</u>	<u>12,179</u>	<u>(76)</u>
Excess of expenditures over revenues	<u>(7,660)</u>	<u>(7,660)</u>	<u>(7,660)</u>	<u>(8,008)</u>	<u>348</u>
OTHER FINANCING SOURCES (USES):					
Subscription-based information technology arrangements	-	-	-	425	425
Transfers in	7,882	7,882	7,882	7,692	(190)
Transfers out	<u>(222)</u>	<u>(222)</u>	<u>(222)</u>	<u>(222)</u>	<u>-</u>
Total other financing sources (uses)	<u>7,660</u>	<u>7,660</u>	<u>7,660</u>	<u>7,895</u>	<u>235</u>
Changes in budgeted fund balances	<u>\$ -</u>	<u>\$ -</u>	<u>\$ -</u>	<u>(113)</u>	<u>\$ (113)</u>
Fund balance at beginning of year				<u>1,469</u>	
Fund balance at end of year				<u>\$ 1,356</u>	

See accompanying independent auditor's report.

STATISTICAL SECTION (UNAUDITED)

This section contains the following:

- **FINANCIAL TRENDS** – These schedules contain trend information to help the reader understand how the County’s financial performance and well-being have changed over time.
- **REVENUE CAPACITY** – These schedules contain information to help the reader assess the County’s most significant local revenue sources, property and sales taxes.
- **DEBT CAPACITY** – These schedules present information to help the reader assess the affordability of the County’s current levels of outstanding debt and the County’s ability to issue debt in the future.
- **DEMOGRAPHIC AND ECONOMIC INFORMATION** – These schedules offer demographic and economic indicators to help the reader understand the environment within which the County’s financial activities take place.
- **OPERATING INFORMATION** – These schedules contain service and infrastructure data to help the reader understand how the information in the County’s financial report relates to the services the County provides and the activities it performs.

Sources: Unless otherwise noted, the information in these schedules is derived from the annual comprehensive financial reports for the relevant year.

County of Monroe, New York
Net Position by Component
Last Ten Years
(accrual basis of accounting and 000's omitted)

	2016	2017	2018	2019	2020	2021	2022	2023	2024	2025
Governmental activities:										
Net investment in capital assets	\$ 487,466	\$ 541,653	\$ 537,335	\$ 541,942	\$ 543,944	\$ 519,769	\$ 519,081	\$ 554,046	\$ 560,409	\$ 537,475
Restricted	29,505	41,690	40,539	37,477	35,703	45,568	48,273	56,344	62,751	73,249
Unrestricted (Deficit)	(706,895)	(771,757)	(1,015,396)	(956,120)	(952,579)	(808,984)	(639,636)	(630,222)	(685,725)	(697,744)
Total governmental activities	(189,924)	(188,414)	(437,522)	(376,701)	(372,932)	(243,647)	(72,282)	(19,832)	(62,565)	(87,020)
Business-type activities:										
Net investment in capital assets	287,109	266,467	284,627	280,762	272,383	268,089	287,471	295,914	295,569	310,955
Restricted	510	141	258	2,908	1,044	2,258	117	639	688	868
Unrestricted (Deficit)	(46,281)	(24,482)	(9,214)	(18,015)	(27,636)	(31,495)	(39,338)	(46,789)	(30,910)	(24,476)
Total business-type activities	241,338	242,126	275,671	265,655	245,791	238,852	248,250	249,764	265,347	287,347
Primary government:										
Net investment in capital assets	774,575	808,120	821,962	822,704	816,327	787,858	806,552	849,960	855,978	848,430
Restricted	30,015	41,831	40,797	40,385	36,747	47,826	48,390	56,983	63,439	74,117
Unrestricted (Deficit)	(753,176)	(796,239)	(1,024,610)	(974,135)	(980,215)	(840,479)	(678,974)	(677,011)	(716,635)	(722,220)
Total primary government	\$ 51,414	\$ 53,712	\$ (161,851)	\$ (111,046)	\$ (127,141)	\$ (4,795)	\$ 175,968	\$ 229,932	\$ 202,782	\$ 200,327

Note: December 31, 2021 and prior information has not been restated for the impact of implementing GASB 87, Leases.
December 31, 2022 and prior information has not been restated for the impact of implementing GASB 96, Subscription-based information technology arrangements (SBITA).
December 31, 2024 and prior information has not been restated for the impact of implementing GASB 101, Compensated absences.

County of Monroe, New York
Changes in Net Position
Last Ten Years
(accrual basis of accounting and 000's omitted)

	2016	2017	2018	2019	2020	2021	2022	2023	2024	2025
Expenses:										
Governmental activities:										
General government	\$ 391,191	\$ 337,388	\$ 407,111	\$ 414,772	\$ 484,993	\$ 537,681	\$ 509,147	\$ 511,128	\$ 536,522	\$ 632,519
Public safety	281,135	299,764	246,288	250,820	281,104	248,308	249,576	307,617	329,862	354,258
Health and welfare	561,348	549,436	535,440	510,085	508,065	493,277	508,865	600,112	648,502	684,304
Culture, recreation and education	143,338	108,182	94,038	103,557	95,648	105,732	114,143	127,311	132,795	177,802
Transportation	53,397	55,361	53,985	50,455	45,868	67,281	56,554	61,819	70,776	62,825
Sanitation	75	75	75	37	-	-	-	-	-	-
Economic development	2,536	3,022	2,377	3,412	3,395	3,722	6,968	11,532	13,813	14,422
Interest on bonds and notes payable	22,291	25,342	25,530	26,101	24,654	22,551	22,575	21,688	21,332	21,316
Total government activities	<u>1,455,311</u>	<u>1,378,570</u>	<u>1,364,844</u>	<u>1,359,239</u>	<u>1,443,727</u>	<u>1,478,552</u>	<u>1,467,828</u>	<u>1,641,207</u>	<u>1,753,602</u>	<u>1,947,446</u>
Business-type activities:										
Major enterprise funds:										
Solid Waste	13,365	12,910	13,761	11,396	11,207	11,222	-	-	-	-
Airport	32,507	31,849	30,887	34,772	34,480	33,558	35,470	39,059	40,354	42,526
Hospital	78,169	67,065	68,866	73,868	84,215	74,703	71,103	83,881	83,628	83,855
Pure Waters	82,264	79,912	76,877	76,355	77,658	64,200	61,846	63,376	65,471	66,540
Energy	12,802	13,101	15,193	12,867	11,876	15,056	-	-	-	-
Nonmajor Enterprise Funds	-	-	-	-	-	-	32,790	27,989	31,487	38,352
Total business-type activities	<u>219,107</u>	<u>204,837</u>	<u>205,584</u>	<u>209,258</u>	<u>219,436</u>	<u>198,739</u>	<u>201,209</u>	<u>214,305</u>	<u>220,940</u>	<u>231,273</u>
Total primary government	<u>\$ 1,674,418</u>	<u>\$ 1,583,407</u>	<u>\$ 1,570,428</u>	<u>\$ 1,568,497</u>	<u>\$ 1,663,163</u>	<u>\$ 1,677,291</u>	<u>\$ 1,669,037</u>	<u>\$ 1,855,512</u>	<u>\$ 1,974,542</u>	<u>\$ 2,178,719</u>
Program Revenues:										
Governmental activities:										
Charges for services:										
General government	\$ 35,079	\$ 41,201	\$ 41,210	\$ 42,914	\$ 37,112	\$ 84,250	\$ 27,098	\$ 20,953	\$ 30,237	\$ 107,313
Public safety	13,724	14,183	13,869	14,478	11,764	41,707	45,020	51,073	68,000	72,260
Health and welfare	3,667	3,842	3,766	3,708	3,462	273,524	291,830	317,853	324,397	382,102
Culture, recreation and education	31,109	30,695	32,886	32,605	31,195	29,297	27,211	31,555	37,602	43,954
Transportation	11,458	10,866	10,739	10,808	5,503	6,100	5,928	6,542	6,212	6,189
Economic development	-	-	-	-	-	-	-	4,727	9,635	11,328
Operating grants and contributions	361,425	342,579	331,623	332,820	393,921	90,234	98,144	99,946	106,773	107,140
Capital grants and contributions	33,088	19,511	12,983	20,905	12,560	16,890	17,519	10,228	21,400	23,373
Total governmental activities	<u>\$ 489,550</u>	<u>\$ 462,877</u>	<u>\$ 447,076</u>	<u>\$ 458,238</u>	<u>\$ 495,517</u>	<u>\$ 542,002</u>	<u>\$ 512,750</u>	<u>\$ 542,877</u>	<u>\$ 604,256</u>	<u>\$ 753,659</u>

(continued)

County of Monroe, New York
Changes in Net Position
Last Ten Years
(accrual basis of accounting and 000's omitted)

	2016	2017	2018	2019	2020	2021	2022	2023	2024	2025
Business-type activities:										
Charges for services:										
Major enterprise funds:										
Solid Waste	\$ 6,292	\$ 7,984	\$ 7,461	\$ 7,395	\$ 7,927	\$ 8,255	\$ -	\$ -	\$ -	\$ -
Airport	17,895	18,357	19,460	20,433	12,899	13,209	15,735	16,238	23,610	25,954
Hospital	67,512	73,833	62,660	69,022	65,955	59,167	55,375	61,565	66,176	68,153
Pure Waters	59,694	62,131	62,924	60,517	60,498	62,290	64,164	67,029	68,630	74,224
Energy	12,804	13,100	15,202	12,881	11,883	15,021	-	-	-	-
Nonmajor Enterprise Funds	-	-	-	-	-	-	28,849	28,432	31,001	38,941
Operating grants and contributions	226	315	374	380	14,483	9,542	13,034	7,331	1,444	7,916
Capital grants and contributions	11,690	21,282	66,256	18,618	14,281	11,689	13,539	14,201	23,622	19,880
Total business-type activities	176,113	197,002	234,337	189,246	187,926	179,173	190,696	194,796	214,483	235,068
Total primary government	\$ 665,663	\$ 659,879	\$ 681,413	\$ 647,484	\$ 683,443	\$ 721,175	\$ 703,446	\$ 737,673	\$ 818,739	\$ 988,727
Net (Expense)/Revenue										
Governmental activities	\$ (965,761)	\$ (915,693)	\$ (917,768)	\$ (901,001)	\$ (948,210)	\$ (936,550)	\$ (955,078)	\$ (1,098,330)	\$ (1,149,346)	\$ (1,193,787)
Business-type activities	(42,994)	(7,835)	28,753	(20,012)	(31,510)	(19,566)	(10,513)	(19,509)	(6,457)	3,795
Total primary government	\$ (1,008,755)	\$ (923,528)	\$ (889,015)	\$ (921,013)	\$ (979,720)	\$ (956,116)	\$ (965,591)	\$ (1,117,839)	\$ (1,155,803)	\$ (1,189,992)
General Revenues and Other										
Changes in Net Position:										
Governmental activities:										
Taxes	\$ 862,667	\$ 890,858	\$ 912,818	\$ 942,158	\$ 940,200	\$ 1,040,119	\$ 1,089,642	\$ 1,101,960	\$ 1,097,963	\$ 1,128,143
Tobacco settlement revenues	12,480	8,792	9,847	9,939	11,371	12,823	12,800	11,991	9,632	8,527
Interest earnings	182	673	2,265	4,062	1,329	268	5,245	28,526	28,023	21,158
Miscellaneous	4,504	5,365	4,797	7,409	2,858	17,206	31,873	23,731	20,738	24,981
Transfers	-	873	735	(1,776)	(3,779)	(4,581)	(12,117)	(15,428)	(22,402)	(13,477)
Total governmental activities	879,833	906,561	930,462	961,792	951,979	1,065,835	1,127,443	1,150,780	1,133,954	1,169,332
Business-type activities:										
Interest earnings	427	686	913	1,092	322	84	352	1,727	2,003	1,992
Gain on sale of capital assets	2,147	-	-	-	-	-	-	-	-	-
Miscellaneous	9,787	8,810	9,424	7,128	7,545	7,962	7,442	3,868	2,200	2,736
Transfers	-	(873)	(735)	1,776	3,779	4,581	12,117	15,428	22,402	13,477
Total business-type activities	12,361	8,623	9,602	9,996	11,646	12,627	19,911	21,023	26,605	18,205
Total primary government	\$ 892,194	\$ 915,184	\$ 940,064	\$ 971,788	\$ 963,625	\$ 1,078,462	\$ 1,147,354	\$ 1,171,803	\$ 1,160,559	\$ 1,187,537
Change in Net Position before merger of LDC's:										
Governmental activities	\$ (85,928)	\$ (9,132)	\$ 12,694	\$ 60,791	\$ 3,769	\$ 129,285	\$ 172,365	\$ 52,450	\$ (15,392)	\$ (24,455)
Business-type activities	(30,633)	788	38,355	(10,016)	(19,864)	(6,939)	9,398	1,514	20,148	22,000
Total primary government	(116,561)	(8,344)	51,049	50,775	(16,095)	122,346	181,763	53,964	4,756	(2,455)
Merger of LDC's into Monroe County										
Governmental activities	-	10,642	-	-	-	-	-	-	-	-
Change in Net Position after merger of LDC's:										
Governmental activities	(85,928)	1,510	12,694	60,791	3,769	129,285	172,365	52,450	(15,392)	(24,455)
Business-type activities	(30,633)	788	38,355	(10,016)	(19,864)	(6,939)	9,398	1,514	20,148	22,000
Total primary government	\$ (116,561)	\$ 2,298	\$ 51,049	\$ 50,775	\$ (16,095)	\$ 122,346	\$ 181,763	\$ 53,964	\$ 4,756	\$ (2,455)

Source: Monroe County Department of Finance - Office of the Controller

County of Monroe, New York
Fund Balances of Governmental Funds
Last Ten Years
(modified accrual basis of accounting and 000's omitted)

	2016	2017	2018	2019	2020	2021	2022	2023	2024	2025
General Fund:										
Nonspendable	\$ 9,138	\$ 9,251	\$ 30,814	\$ 30,447	\$ 28,378	\$ 23,621	\$ 37,097	\$ 38,957	\$ 36,968	\$ 30,817
Restricted	934	1,261	1,927	1,999	1,699	3,430	8,720	9,025	23,779	30,988
Committed	2,140	2,563	3,602	2,508	10,124	43,921	51,005	51,595	53,750	57,514
Assigned	6,204	7,923	8,840	42,838	63,281	94,800	135,059	156,316	114,669	110,039
Unassigned	8,727	18,141	15,726	18,725	19,229	31,108	77,274	78,298	78,364	70,752
Total general fund	<u>\$ 27,143</u>	<u>\$ 39,139</u>	<u>\$ 60,909</u>	<u>\$ 96,517</u>	<u>\$ 122,711</u>	<u>\$ 196,880</u>	<u>\$ 309,155</u>	<u>\$ 334,191</u>	<u>\$ 307,530</u>	<u>\$ 300,110</u>
All Other Governmental Funds:										
Nonspendable	\$ 648	\$ 948	\$ 999	\$ 912	\$ 1,133	\$ 1,675	\$ 1,350	\$ 1,327	\$ 1,317	\$ 1,326
Restricted	43,418	43,492	52,358	57,993	35,791	50,245	61,276	107,851	64,769	85,788
Committed	3,073	3,241	3,152	2,980	2,908	2,864	2,826	2,613	2,611	2,872
Assigned	8,059	17,429	15,807	10,254	10,978	15,585	10,756	7,010	12,232	20,776
Unassigned	(16,254)	(9,342)	(16,725)	(10,382)	(3,636)	-	(3,501)	(51,000)	(39,085)	(79,460)
Total all other governmental funds	<u>\$ 38,944</u>	<u>\$ 55,768</u>	<u>\$ 55,591</u>	<u>\$ 61,757</u>	<u>\$ 47,174</u>	<u>\$ 70,369</u>	<u>\$ 72,707</u>	<u>\$ 67,801</u>	<u>\$ 41,844</u>	<u>\$ 31,302</u>

Source: Monroe County Department of Finance - Office of the Controller

Note: December 31, 2021 and prior information has not been restated for the impact of implementing GASB 87, Leases.

December 31, 2022 and prior information has not been restated for the impact of implementing GASB 96, Subscription-based information technology arrangements (SBITA).

County of Monroe, New York
 Changes in Fund Balances of Governmental Funds
 Last Ten Years
 (modified accrual basis of accounting and 000's omitted)

	2016	2017	2018	2019	2020	2021	2022	2023	2024	2025
Revenues:										
Taxes	\$ 837,848	\$ 870,660	\$ 888,301	\$ 918,836	\$ 919,003	\$ 1,022,252	\$ 1,077,314	\$ 1,085,577	\$ 1,081,174	\$ 1,111,611
Federal aid	139,067	134,217	125,321	127,027	195,791	207,294	156,386	143,716	149,309	182,905
State aid	206,910	194,633	188,778	193,865	182,808	207,278	231,757	267,415	306,414	365,741
Charges for services	30,528	33,293	33,432	34,477	28,076	33,696	33,805	35,666	37,577	35,354
Intergovernmental	46,414	47,241	49,611	49,728	43,003	46,017	48,132	47,485	52,934	54,769
Interdepartmental	1,493	2,143	1,884	2,290	2,365	2,267	2,164	2,267	4,721	4,926
Use of money and property	5,373	6,206	8,194	10,034	7,097	5,861	14,307	38,838	37,766	29,946
Repayments and refunds	17,823	19,164	16,183	13,674	16,788	15,216	14,860	14,563	11,371	15,118
Payments in lieu of taxes	7,156	7,604	7,872	8,196	8,172	7,203	7,685	8,938	9,115	6,776
Tobacco settlement	21,107	9,365	10,290	9,825	10,958	11,742	12,042	11,379	9,815	8,951
Miscellaneous	26,500	25,259	24,075	25,441	9,323	12,939	42,584	21,214	24,151	19,350
Total revenues	1,340,219	1,349,785	1,353,941	1,393,393	1,423,384	1,571,765	1,641,036	1,677,058	1,724,347	1,835,447
Expenditures:										
Health and welfare	\$ 544,035	\$ 536,163	\$ 531,972	\$ 514,395	\$ 496,225	\$ 505,211	\$ 527,595	\$ 601,402	\$ 643,762	\$ 690,285
Public safety	239,322	240,498	245,682	246,145	256,768	261,971	269,246	297,736	329,422	350,159
Culture, recreation and education	85,597	87,414	86,094	94,428	88,213	95,977	108,956	121,068	128,110	140,354
General government	353,983	373,722	381,484	396,883	457,154	515,813	493,048	485,677	496,433	533,548
Transportation	22,995	23,394	23,060	23,974	21,265	25,029	29,510	31,877	31,830	32,349
Economic development	2,536	3,022	2,377	3,412	3,395	3,722	6,968	11,532	13,813	14,422
Debt service:										
Principal retirement	37,662	32,412	32,239	33,372	35,531	36,592	32,966	35,630	36,009	34,483
Bond issuance costs	950	441	432	471	100	461	71	187	161	125
Interest and fiscal charges	18,691	22,431	22,694	22,395	21,855	19,101	19,524	19,004	18,958	18,630
Capital outlay	73,535	51,962	48,992	57,052	29,519	49,123	55,532	70,534	96,903	88,288
Total expenditures	1,379,306	1,371,459	1,375,026	1,392,527	1,410,025	1,513,000	1,543,416	1,674,647	1,795,401	1,902,643
Other Financing Sources (Uses):										
Bonds issued	115,684	29,616	36,886	35,713	-	34,933	25,168	37,341	37,460	43,847
Refunding bonds issued	-	-	-	9,529	11,064	10,977	-	-	-	-
Gain(loss) on refunding issue	-	-	-	(4)	105	-	-	-	-	-
Premium on bonds issued	14,197	3,924	3,628	5,915	1,661	8,722	2,350	3,244	1,986	4,175
Premium on refunding issued	-	-	-	-	-	1,618	-	-	-	-
Redemption/payments to Escrow Agent	(77,965)	-	-	(10,427)	(12,730)	(12,534)	-	-	-	-
Leases (as lessee)	-	-	-	-	-	-	3,246	2,157	5,488	13,426
Subscription-based information technology arrangements	-	-	-	-	-	-	-	575	153	1,680
Transfers in	70,315	84,873	61,816	77,636	92,423	92,142	94,959	99,596	102,717	90,014
Transfers out	(72,647)	(79,360)	(59,652)	(77,484)	(94,271)	(97,259)	(107,730)	(125,194)	(129,368)	(103,908)
Total other financing sources (uses)	49,584	39,053	42,678	40,878	(1,748)	38,599	17,993	17,719	18,436	49,234
Net change in fund balances before merger of LDC's	10,497	17,379	21,593	41,744	11,611	97,364	115,613	20,130	(52,618)	(17,962)
Merger of LDC's into Monroe County	-	11,441	-	-	-	-	-	-	-	-
Net change in fund balances after merger of LDC's	\$ 10,497	\$ 28,820	\$ 21,593	\$ 41,744	\$ 11,611	\$ 97,364	\$ 115,613	\$ 20,130	\$ (52,618)	\$ (17,962)
Debt service as a percentage of noncapital expenditures	4.3%	4.2%	4.1%	4.2%	4.2%	3.8%	3.5%	3.4%	3.2%	2.9%

Source: Monroe County Department of Finance - Office of the Controller

County of Monroe, New York
Taxing Power
Last Ten Years
(000's omitted)

	2016	2017	2018	2019	2020	2021	2022	2023	2024	2025
Five-Year Average Full Valuation of Taxable Property ¹	\$ 39,847,874	\$ 40,399,372	\$ 41,051,801	\$ 41,984,648	\$ 43,122,716	\$ 44,691,498	\$ 46,372,538	\$ 49,237,728	\$ 53,308,252	\$ 58,779,952
Constitutional Property Tax Limit	597,718	605,991	615,777	629,770	646,841	670,372	695,588	738,566	799,624	881,699
Total Tax Levy Subject to Constitutional Limit	331,529	325,311	333,699	329,942	348,556	364,513	371,824	374,483	377,440	395,645
Taxing Power Unused	<u>\$ 266,189</u>	<u>\$ 280,680</u>	<u>\$ 282,078</u>	<u>\$ 299,828</u>	<u>\$ 298,285</u>	<u>\$ 305,859</u>	<u>\$ 323,764</u>	<u>\$ 364,083</u>	<u>\$ 422,184</u>	<u>\$ 486,054</u>
Percent of Taxing Power Used	55.5%	53.7%	54.2%	52.4%	53.9%	54.4%	53.5%	50.7%	47.2%	44.9%

Notes:

The Constitutional tax limit is the maximum amount of real property tax that may be levied by the County in any fiscal year. The Constitutional limit for Monroe County purposes, exclusive of debt service, is 1.5% of the preceding five year-average full value of taxable property. Cash capital expenditures can also be excluded from the levy for purposes of calculating compliance with the tax limit, but the County does not engage in this practice. The limit can be increased to a maximum of 2% of the five year average full value.

¹Based on full valuation calculated for the referenced tax year and prior four years.

Source: Monroe County Department of Finance - Office of the Chief Financial Officer

County of Monroe, New York
Assessed Value of Taxable Property
Last Ten Years
(000's omitted)

Year Ended December 31,	Residential Property	Commercial Property	Industrial Property	Other Property ¹	Tax Exempt Property	Assessed Value of Taxable Property	Full Value of Taxable Property	Full Value Tax Rate ²
2025	\$ 43,557,239	\$ 8,370,868	\$ 1,029,628	\$ 5,557,743	\$ 9,452,795	\$ 58,515,126	\$ 73,312,110	6.03
2024	38,108,001	7,610,180	949,393	4,607,962	9,268,132	51,275,536	64,719,823	6.65
2023	36,299,449	7,387,516	1,028,158	4,293,268	8,685,731	49,008,477	56,909,460	7.56
2022	34,707,245	7,126,695	934,963	4,093,518	8,518,816	46,862,123	50,268,951	8.46
2021	34,018,700	7,047,078	936,197	4,036,430	8,304,745	46,038,405	48,689,416	8.53
2020	32,118,858	6,628,623	934,703	3,570,458	8,090,829	43,942,610	45,953,610	8.79
2019	32,123,122	6,632,887	934,566	3,570,357	8,088,829	43,260,932	44,367,202	8.89
2018	30,523,556	6,458,219	935,021	3,671,386	7,244,442	41,588,182	42,583,510	8.99
2017	30,469,169	6,383,689	939,073	3,490,320	7,775,416	41,282,251	41,863,450	8.99
2016	30,036,645	6,279,399	947,405	3,112,694	7,744,250	40,376,143	40,845,508	8.99

Notes:

Figures represent values for referenced tax year.

Properties are independently assessed by the City of Rochester and the 20 towns.

¹"Other Property" includes Agricultural, Amusement, Community Service, Forest, Public Service, and Vacant Lands.

²Tax Rate is per \$1,000 of full value.

Source: Monroe County Department of Finance - Division of Real Property

County of Monroe, New York
Property Tax Levies and Collections
Last Ten Years
(000's omitted)

Year ended December 31,	Total Tax Levy	Taxes Levied for County Purposes ¹	Collected Within the Fiscal Year of the Levy		Collection in Subsequent Years	Total Collections to Date	
			Amount	Percentage of Total Levy		Amount	Percentage of Total Levy
2025	\$ 866,323	\$ 526,734	\$ 852,471	98.4%		\$ 852,471	98.40%
2024	833,051	508,006	819,721	98.4%	5,808	825,529	99.10%
2023	821,273	510,582	809,161	98.5%	9,661	818,822	99.70%
2022	797,803	499,852	786,974	98.6%	9,267	796,241	99.80%
2021	779,550	490,760	768,353	98.6%	10,289	778,642	99.88%
2020	756,818	481,554	745,017	98.4%	10,584	755,601	99.84%
2019	733,552	467,567	721,327	98.3%	5,622	726,949	99.10%
2018	714,790	457,180	694,578	97.2%	3,214	697,792	97.62%
2017	700,369	448,776	689,143	98.4%	2,719	691,862	98.79%
2016	682,861	438,088	670,517	98.2%	3,054	673,571	98.64%

Note:

¹Does not include allowance for uncollectible taxes and deferred tax revenue.

Source: Monroe County Department of Finance - Treasury Division

County of Monroe, New York
Principal Property Tax Payers
Current Year and Nine Years Ago
(000's omitted)

Taxpayer	2025			2016		
	Taxable Full Value (Dollars)	Rank	Percentage of Total County Taxable Full Value	Taxable Full Value (Dollars)	Rank	Percentage of Total County Taxable Full Value
Rochester Gas & Electric Corporation	\$ 4,156,355	1	6.42%	\$1,674,981	1	4.10%
Morgan Management	415,875	2	0.64%	244,105	3	0.60%
Wegmans	336,266	3	0.52%	230,555	4	0.56%
Buckingham Properties	303,121	4	0.47%	102,112	6	0.25%
Frontier Communications Corporation	258,569	5	0.40%	250,616	2	0.61%
National Grid	162,431	6	0.25%	-	-	0.00%
Mark IV	129,925	7	0.20%	125,041	5	0.31%
Gallina Development	112,195	8	0.17%	-	-	0.00%
Benderson Development	103,631	9	0.16%	-	-	0.00%
Eastman Kodak	74,086	10	0.11%	77,514	9	0.19%
Xerox Corp	-	-	-	92,347	7	0.23%
HUB Properties	-	-	-	88,660	8	0.22%
Corporate Woods	-	-	-	73,244	10	0.18%
Total	\$ 6,052,454		9.34%	\$2,959,175		7.25%

Note: Property is assessed on an annual basis as of July 1 of the preceding year.

Source: Monroe County Department of Finance: Division of Real Property.

County of Monroe, New York
 Legal Debt Margin Information
 Last Ten Years
 (000's omitted)

	2016	2017	2018	2019	2020	2021	2022	2023	2024	2025
Five-Year Average Full Valuation of Taxable Property ¹	\$ 39,847,874	\$ 40,399,372	\$ 41,051,801	\$ 41,984,648	\$ 43,122,716	\$ 44,691,498	\$ 46,372,538	\$ 49,237,728	\$ 53,308,252	\$ 58,779,952
Constitutional Debt Limit	2,789,351	2,827,956	2,873,626	2,938,925	3,018,590	3,128,405	3,246,078	3,446,641	3,731,578	4,114,597
Total Net Debt Applicable to Limit	496,678	488,260	502,505	462,806	393,766	401,109	385,365	374,957	444,545	461,022
Legal Debt Margin	<u>\$ 2,292,673</u>	<u>\$ 2,339,696</u>	<u>\$ 2,371,121</u>	<u>\$ 2,476,119</u>	<u>\$ 2,624,824</u>	<u>\$ 2,727,296</u>	<u>\$ 2,860,713</u>	<u>\$ 3,071,684</u>	<u>\$ 3,287,033</u>	<u>\$ 3,653,575</u>
Percent of Debt Limit Used	17.8%	17.3%	17.5%	15.7%	13.0%	12.8%	11.9%	10.9%	11.9%	11.2%

Notes:

The Constitutional debt limit is the maximum amount of indebtedness that may be incurred by the County, as outlined in the State Constitution. The Constitutional limit for Monroe County purposes is 7% of the preceding five-year average full value of taxable property, subject to certain allowable exclusions and deductions, including current debt service. The Debt Limit of the County is computed in accordance with the provisions of Article VIII of the State Constitution and Article 2 of the Local Finance Law.

¹Based on full valuation determined as of December 31 of the referenced fiscal year and prior four years.

Source: Monroe County Department of Finance - Office of the Chief Financial Officer

County of Monroe, New York
Ratios of Outstanding Debt by Type and Activity
Last Ten Years
(000's omitted, except per capita)

Year ended December 31,	Governmental Activities				Business-type Activities			Total Primary Government	Percentage of Full Value on Property	Per Capita
	General Obligation Bonds ¹	Non General Obligation Bonds ¹	Leases ²	SBITA ³	General Obligation Bonds ¹	Leases ²	SBITA ³			
2025	\$ 364,260	\$ 325,167	\$ 73,294	\$ 15,896	\$ 148,307	\$ 67	\$ 11	\$ 927,002	1.26%	\$ 1,232
2024	347,192	314,772	65,422	13,960	148,350	9	22	889,727	1.37%	1,183
2023	338,760	305,952	64,332	1,043	147,023	17	-	857,127	1.51%	1,145
2022	343,953	298,945	66,125	-	152,205	-	-	861,228	1.71%	1,145
2021	355,908	292,503	599	-	169,770	1,868	-	820,648	1.69%	1,081
2020	338,247	286,350	932	-	181,061	2,589	-	809,179	1.76%	1,092
2019	382,510	280,056	1,322	-	199,576	3,369	-	866,833	1.95%	1,169
2018	382,651	272,778	692	-	178,599	4,113	-	838,833	1.97%	1,130
2017	362,796	266,311	1,063	-	175,131	4,820	-	810,121	1.94%	1,084
2016	365,713	259,847	801	-	182,496	5,576	-	814,433	1.99%	1,089

Notes:

¹Amounts shown are net of related premiums, discounts and adjustments.

²December 31, 2021 and prior information has not been restated for the impact of implementing GASB 87, Leases.

³December 31, 2022 and prior information has not been restated for the impact of implementing GASB 96, Subscription-based information technology arrangements (SBITA).

Source: Monroe County Department of Finance - Office of the Controller

County of Monroe, New York
Ratios of General Bonded Debt Outstanding
Last Ten Years
(000's omitted, except per capita)

Year ended December 31,	General Obligation Debt Outstanding ¹	Less: Debt Service Funds	Net General Obligation Debt Outstanding	Percentage of Full Value on Property	Per Capita
2025	\$ 364,260	\$ 7,200	\$ 357,060	0.49%	\$ 475.76
2024	347,192	5,573	341,619	0.53%	454.16
2023	338,760	6,783	331,977	0.58%	443.53
2022	343,953	8,465	335,488	0.67%	446.11
2021	355,908	3,565	352,343	0.72%	463.95
2020	338,247	2,722	335,525	0.73%	452.86
2019	382,510	4,630	377,880	0.85%	509.43
2018	382,310	6,656	375,654	0.88%	505.95
2017	362,114	6,865	355,249	0.85%	475.16
2016	364,536	7,066	357,470	0.88%	478.08

Note:

¹Amounts do not include blended component units of the primary government, and the Water Authority and business-type activities which are considered self-supporting debt.

Source: Monroe County Department of Finance - Office of the Controller

County of Monroe, New York
Demographic and Economic Statistics
Last Ten Years

Year ended December 31,	Population ¹	Total Personal Income ² (Dollars) (000's omitted)	Per Capita Personal Income ² (Dollars)	Median Household Income ¹ (Dollars)	Unemployment Rate ³
2025	750,506	\$ 50,535,741	\$ 67,184	\$ 76,382	3.7%
2024	752,202	47,598,470	63,593	74,409	3.5%
2023	748,482	44,635,928	59,354	71,450	3.8%
2022	752,035	45,344,632	60,046	66,317	2.9%
2021	759,443	43,193,802	58,299	60,075	3.0%
2020	740,900	40,822,554	55,034	60,075	7.1%
2019	741,770	39,314,982	52,951	57,479	4.2%
2018	742,474	38,050,420	50,894	55,272	4.3%
2017	747,642	36,057,927	48,223	53,568	5.0%
2016	747,727	35,970,644	47,986	52,553	4.7%

Sources:

¹New York Demographics, www.newyork-demographics.com, Retrieved 04/06/2026.

²U.S. Bureau of Economic Analysis, www.bea.gov/regional/bearfacts, as of 2023; Retrieved 4/08/2025.

³New York State Department of Labor (average annual rate), www.labor.ny.gov/stats; Retrieved 4/08/2025.

County of Monroe, New York
Principal Private Sector Employers
Current Year and Ten Years Prior

Employer	2025			2016		
	Number of Full-Time Employees ¹	Rank	Percentage of Total Local Area Employment	Number of Full-Time Employees ¹	Rank	Percentage of Total Local Area Employment
University of Rochester / Strong Health	29,025	1	5.56%	27,590 ²	1	5.27%
Rochester Regional Health	14,613	2	2.80%	15,753 ²	2	3.01%
Wegmans Food Markets	6,271	3	1.20%	6,093	4	1.16%
Paychex, Inc	4,261	4	0.82%	4,074	5	0.78%
Rochester Institute of Technology	3,721	5	0.71%	3,305	8	0.63%
L3 Harris Technologies Inc.	3,700 ²	6	0.71%	3,450 ²	7	0.66%
Lifetime Healthcare Co.	2,217	7	0.42%	3,569 ²	6	0.68%
Heritage Christian Services Inc.	1,367	8	0.26%	-	-	0.00%
Finger Lakes Health	1,364	9	0.26%	-	-	-
F.F. Thompson Health System Inc.	1,235	10	0.24%	-	-	-
Sutherland Global Services	-	-	-	2,920	9	0.56%
Xerox Corp	-	-	-	6,396	3	1.22%
Frontier Communications Corp	-	-	-	1,800 ²	10	0.34%
Total	67,774		12.98%	74,950		14.31%

Notes:

Table only includes the top ten firms for the referenced year (the top 10 ranking is based on combined FT & PT employees) and only references the FT employee count in this list. If firm was not in the top ten for that year, no comparative figure is presented. Some of the companies presented in the above table may have performed layoffs and/or job increases that are not reflected in the numbers presented herein.

¹ Rochester Business Journal, The Book of Lists, 2026. Employment data is for Monroe, Genesee, Livingston, Ontario, Orleans and Wayne Counties.

² Reports total number of employees. Separate numbers for full and part-time employees were not available.

County of Monroe, New York
 Budgeted Full-Time County Employees by Department
 Last Ten Years

	2016	2017	2018	2019	2020	2021	2022	2023	2024	2025
Aviation	100.5	102.5	102.5	102.5	102.5	102.5	102.5	103.5	106.0	105.0
Board of Elections	49.0	51.0	51.0	51.0	51.0	56.0	55.0	58.0	57.0	60.0
Communications	4.5	8.0	8.0	8.0	8.0	7.0	8.0	8.5	8.5	11.5
County Executive	5.0	7.0	7.0	7.0	7.0	7.0	7.0	7.0	7.0	7.0
Diversity, Equity and Inclusion	-	-	-	-	-	4.0	6.0	6.0	7.0	7.0
Environmental Services	314.5	319.0	318.5	318.5	312.0	311.0	331.0	328.5	334.0	334.5
Finance	80.0	65.5	65.0	65.0	65.0	67.0	67.5	73.0	83.5	93.0
Human Resources	32.5	34.5	34.5	34.5	34.5	33.5	34.5	34.5	36.5	37.0
Human Services	956.0	1,021.0	1,048.0	1,080.5	1,081.0	1,089.0	1,128.0	1,128.0	1,176.3	1,251.5
Information Services	42.0	44.0	51.0	51.0	53.0	56.5	63.5	67.5	75.0	73.0
Law	63.5	65.5	64.5	64.5	64.5	65.5	66.5	66.5	66.5	68.5
Monroe Community Hospital	663.3	668.3	662.3	662.8	662.8	662.8	678.3	684.3	688.3	712.8
Office of Public Integrity	-	4.0	4.0	4.0	4.0	4.0	4.0	5.0	6.0	6.0
Planning and Development	18.5	20.0	20.0	20.0	20.0	21.0	21.0	25.5	24.0	22.0
Public Defender	94.5	97.0	97.0	99.0	99.0	129.5	149.5	170.0	182.0	182.0
Public Health	214.5	224.0	228.0	228.0	233.0	244.0	243.0	276.0	279.5	281.8
Public Safety	270.5	277.0	278.0	278.0	279.5	292.0	313.5	330.5	349.5	352.5
Parks	158.8	159.7	170.3	170.3	168.3	169.3	172.8	180.3	181.8	202.3
Transportation	74.5	75.5	75.5	75.5	75.5	75.5	75.5	74.5	76.5	75.0
Veterans Service	5.0	6.0	6.5	6.5	7.0	7.0	8.0	9.0	12.5	16.5
County Clerk	103.5	106.5	106.5	106.5	106.5	106.5	115.0	115.0	115.0	115.0
County Legislature	54.0	54.0	54.0	54.0	54.0	55.5	62.0	62.0	60.0	60.5
District Attorney	140.5	139.5	139.5	139.5	146.0	146.5	152.5	161.5	169.5	178.0
Sheriff	1,083.0	1,087.0	1,086.0	1,086.0	1,084.0	1,084.0	1,082.0	1,120.5	1,166.0	1,170.5

Source: Monroe County Budget for the relevant year.

County of Monroe, New York
Operating Indicators
Last Ten Years

	2016	2017	2018	2019	2020	2021	2022	2023	2024	Est. 2025
Transportation										
Lane Miles Crack Sealed	120	150	69	142	95	143	59	208	187	157
Lane Miles Resurfaced	87	71	54	78	61	26	40	102	75	93
Signs Fabricated	12,000	12,698	11,582	12,000	4,196	6,869	6,384	9,130	3,890	6,000
Traffic Signs Installed - New	10,832	4,981	3,510	4,000	4,350	7,607	5,193	4,917	4,575	4,500
County Clerk										
Land Records	90,367	90,162	86,912	90,000	91,183	100,995	86,879	72,276	69,620	70,000
Vehicle Registration	231,597	239,752	235,953	226,000	155,011	172,872	199,654	207,306	209,280	180,000
Passports	4,729	4,388	4,216	5,000	2,660	2,661	3,146	2,932	3,654	5,000
Learner Permits	22,059	21,447	21,471	22,000	14,223	25,322	22,026	22,128	22,333	23,000
Planning and Development										
Jobs Created (over next 3 years)	769	1,049	1,148	1,430	1,168	1,168	737	518	704	790
Housing Rehab Projects	68	59	70	70	46	65	73	68	68	66
First-time Home Buyer Purchase Subsidy	14	19	19	18	21	8	4	3	3	3
Health Department										
Clinics/Visits - STD	10,467	10,311	10,280	10,000	6,339	7,670	7,428	7,825	6,696	7,518
Opioid & Addiction Services	-	-	-	-	-	1,400	11,361	6,223	36,090	42,260
Clinics/Visits - Foster Care	1,886	2,002	2,386	2,400	1,836	1,931	1,840	1,746	1,634	1,800
Sheriff										
Calls for Service	203,266	196,844	231,749	214,447	237,025	200,414	206,380	228,584	217,536	236,951
Safety Education Presentations	1,833	516	931	776	256	522	232	711	1,130	1,176
Pistol Permit Application Reviews		2,465	1,430	1,189	1,498	2,461	1,795	1,102	788	1,301
SWAT Activations	8	7	18	26	16	45	62	65	51	72
Hostage Recovery Team Activations	2	2	2	8	5	6	6	6	10	15
Hazardous Device Team Activations	19	19	30	35	28	36	14	31	40	40
Public Safety - 911										
Calls Received	1,193,292	1,145,351	1,046,678	1,105,200	1,056,604	991,532	945,455	965,027	917,594	937,598
Police Events Dispatched	1,001,062	986,368	969,011	1,080,760	971,471	874,863	838,209	861,841	851,326	851,101
Fire Events Dispatched	97,236	103,634	98,525	101,450	91,677	88,270	84,678	84,984	86,217	85,528
EMS Events Dispatched	128,974	130,835	138,376	140,220	134,307	133,716	135,843	138,093	138,724	136,150
District Attorney										
Local Court Arraignments Misdemeanor	14,662	15,061	13,243	13,000	9,868	8,366	8,394	8,419	9,428	8,400
STOP-DWI Felony Cases Screened	1,042	1,085	1,042	1,014	666	459	394	302	371	375
Aviation										
Passengers Boarded	1,197,742	1,212,654	1,287,721	1,305,000	1,277,846	770,637	1,157,014	1,321,492	1,342,548	1,403,000
Takeoffs and Landings	79,821	87,261	82,978	85,100	62,537	77,056	81,952	76,129	78,062	76,200

Source: Monroe County Budget for the relevant year.

County of Monroe, New York
Capital Asset Statistics
Last Ten Years

	2016	2017	2018	2019	2020	2021	2022	2023	2024	2025
Streets (Center Line Miles) ¹	661.6	661.3	661.3	661.3	661.9	661.9	664.7	664.7	664.0	664.0
3-Color Traffic Signals ¹	632.0	631.0	633.0	631.0	630.0	630.0	630.0	631.0	630.0	630.0
Sewer Pipe Miles ²	1,275.0	1,274.2	1,291.0	1,291.9	1,292.2	1,296.2	1,297.1	1,297.8	1,298.0	1,300.0
Vehicles ²	735.0	721.0	771.0	762.0	766.0	765.0	767.0	770.0	772.0	762.0

Sources:

¹Monroe County Department of Transportation

²Monroe County Department of Environmental Services, Fleet Services