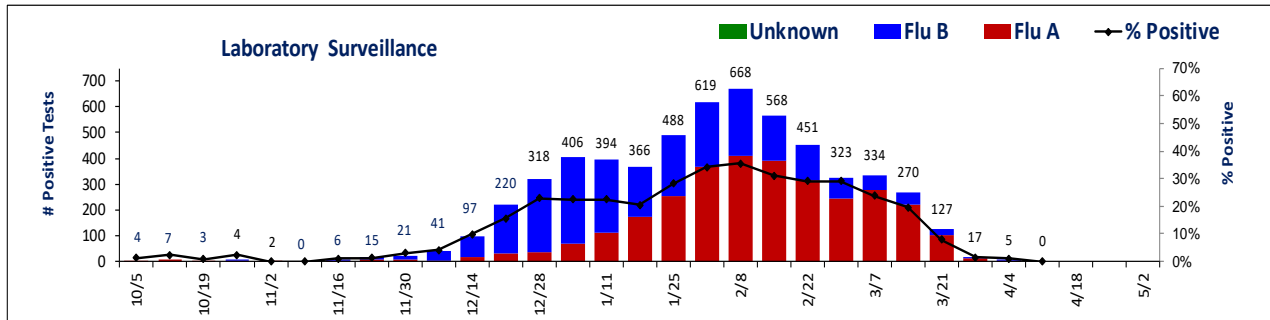
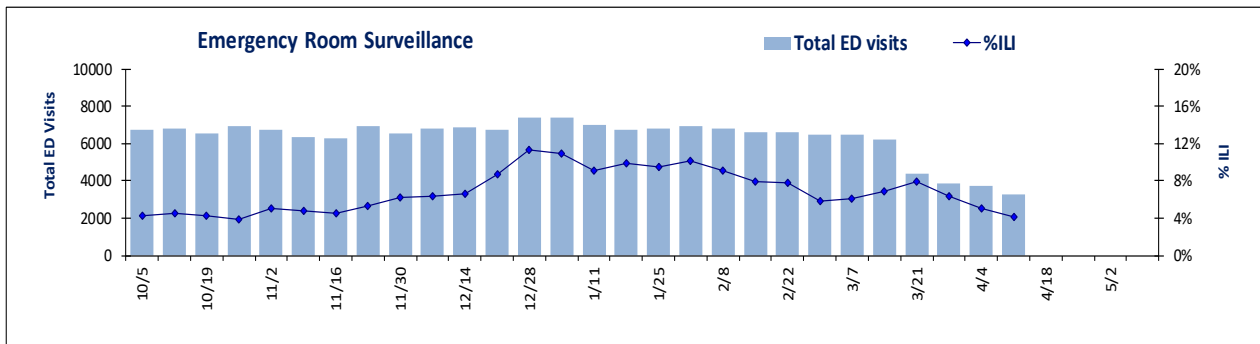


Monroe County Influenza Surveillance October 1, 2019 – April 11, 2020
Rochester Emerging Infections Program
Center for Community Health & Prevention, University of Rochester Medical Center

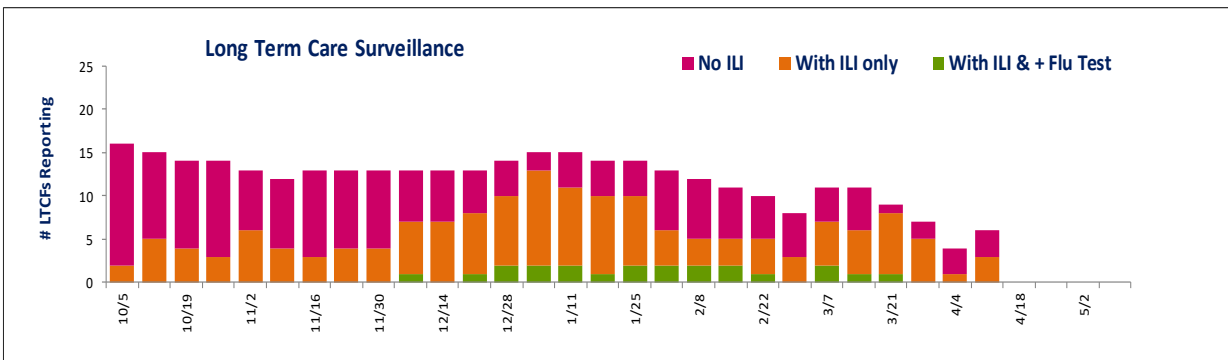
This is a preliminary report of Influenza cases, hospitalizations and deaths. There were 5,775 laboratory confirmed Influenza cases (3,081 Flu A 2,693 Flu B and 1 Flu A&B) and 763 hospitalizations (includes community acquired and hospital onset infections) Seventeen deaths have been confirmed to date



Laboratory Surveillance: Positive influenza tests are reported on the NYS Health Commerce System (HCS) by all diagnostic laboratories. The above figure shows the number and type of positive tests from Monroe County residents, and the percent of ALL tests performed that were positive for flu. *Percent positive may be underestimated, three labs did not report their numbers this week



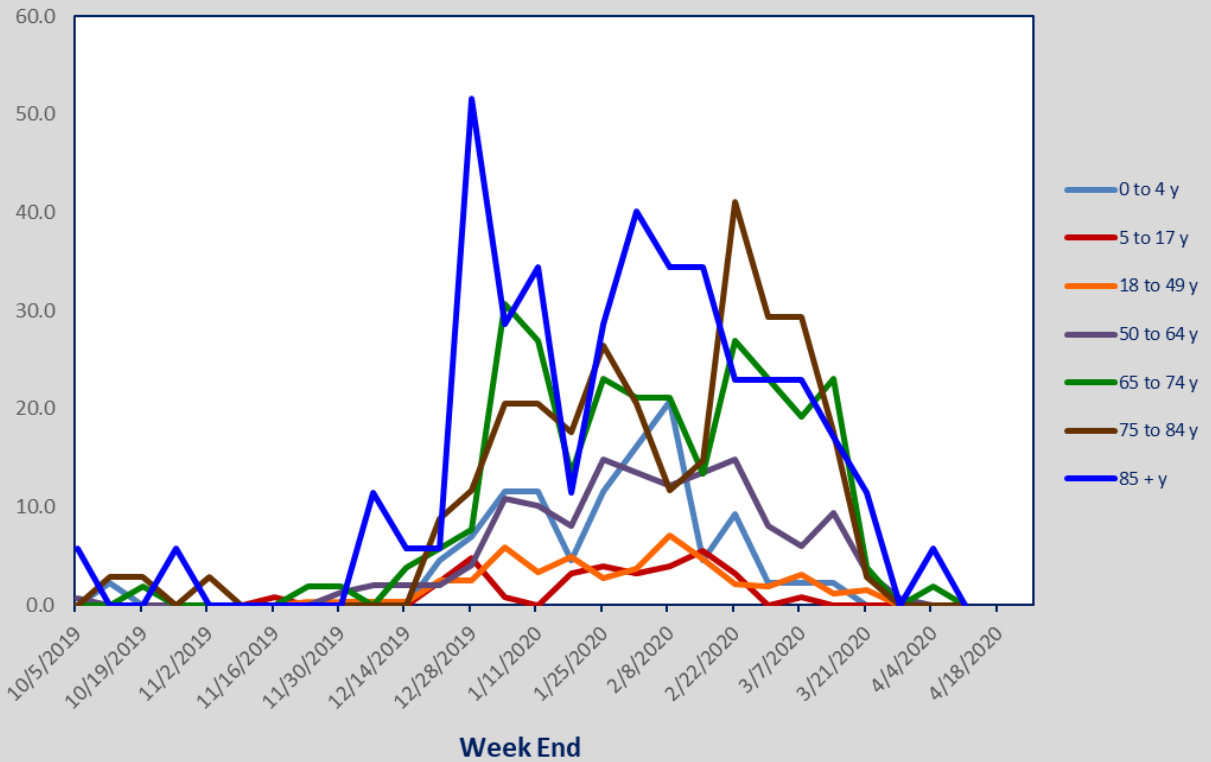
Emergency Room Surveillance: All 4 Monroe County Hospitals report to the HCS the total number of ED visits each day. Influenza-like illness (ILI) cases are those that have fever and respiratory symptoms as chief complaint.



Long Term Care (LTCF) Surveillance: Beginning October 1, 2019 - Monroe County LTCFs are asked to voluntarily report ILI and flu activity each week.

Monroe County Influenza Surveillance October 1, 2019 – April 11, 2020
Rochester Emerging Infections Program
Center for Community Health & Prevention, University of Rochester Medical Center

2019-2020 Influenza Hospitalization Rates in Monroe County by Week
Preliminary data as of April 11, 2020



Cumulative Number and Rates of Laboratory Confirmed Influenza Cases, Hospitalizations and Deaths in Monroe County
October 1, 2019 to April 11, 2020

Age Group	Lab Confirmed Flu Cases (N)	Lab Confirmed Flu Rates (per 100,000 persons)	Hospitalized Cases (N)	Flu Hospitalization Rate (per 100,000 persons)	Deaths (N)	Death Rate (per 100,000 persons)
0 to 4 y	846	1954.6	49	113.2	1	2.3
5 to 17 y	1284	1023.8	41	32.7	0	0.0
18 to 49 y	2051	633.2	161	49.7	1	0.3
50 to 64 y	839	566.3	205	138.4	4	2.7
65 to 74 y	398	764.3	141	270.8	4	7.7
75 to 84 y	209	613.3	96	281.7	4	11.7
≥ 85 y	148	848.4	70	401.3	3	17.2
Total	5775	775.9	763	102.5	17	2.3