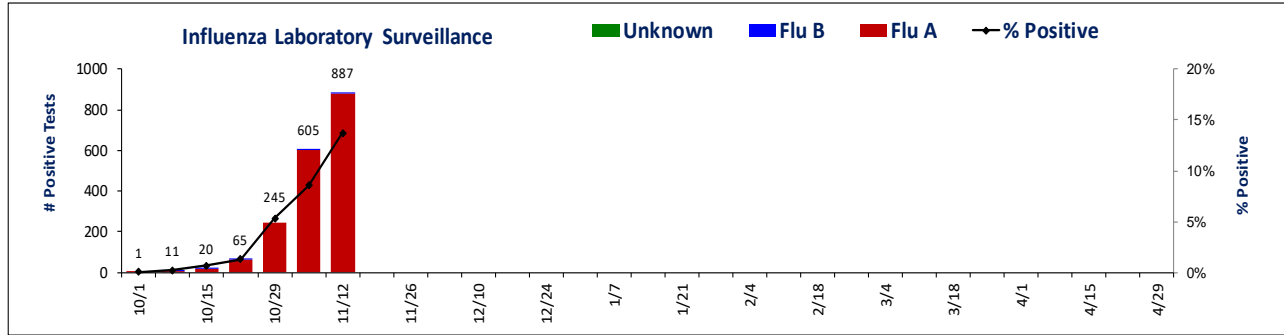


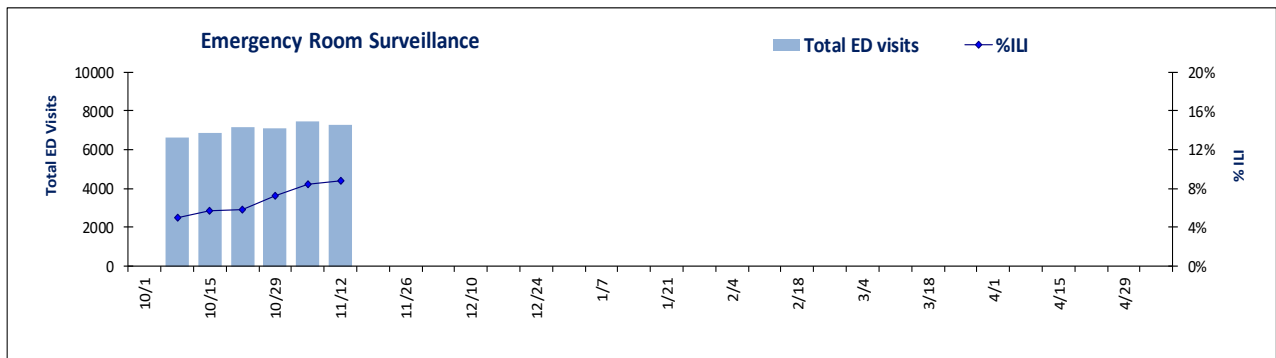
**Monroe County Influenza & RSV Surveillance October 1 to November 12, 2022**  
**Rochester Emerging Infections Program**  
**Center for Community Health & Prevention, University of Rochester Medical Center**

This report contains preliminary data of Influenza (page 1) and RSV (page 2) cases, hospitalizations and deaths.

There were 1,834 laboratory confirmed Influenza cases  
 (1,816 Flu A, 12 Flu B & 6 Flu A&B ) and 53 hospitalizations.  
 No influenza associated deaths have been confirmed to date.



**Laboratory Surveillance:** Positive influenza tests are reported on the NYS Health Commerce System (HCS) by all diagnostic laboratories. The above figure shows the number and type of positive tests from Monroe County residents, and the percent of ALL tests performed that were positive for flu. \* 3/4 clinical labs are reporting



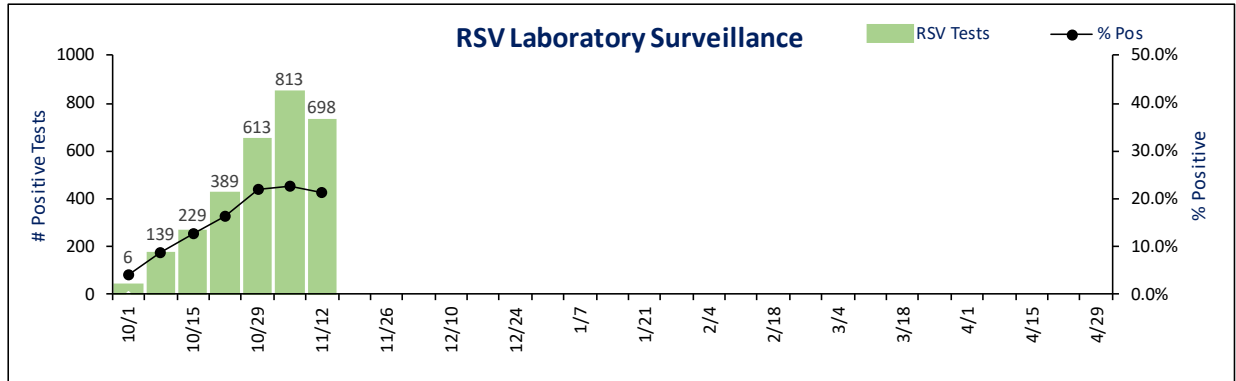
**Emergency Room Surveillance:** All 4 Monroe County Hospitals report to the HCS the total number of ED visits each day. Influenza-like illness (ILI) cases are those that have fever and respiratory symptoms as chief complaint.

**Cumulative Number and Rates of Laboratory Confirmed Influenza Cases, Hospitalizations and Deaths in Monroe County**  
**October 1 to November 12, 2022**

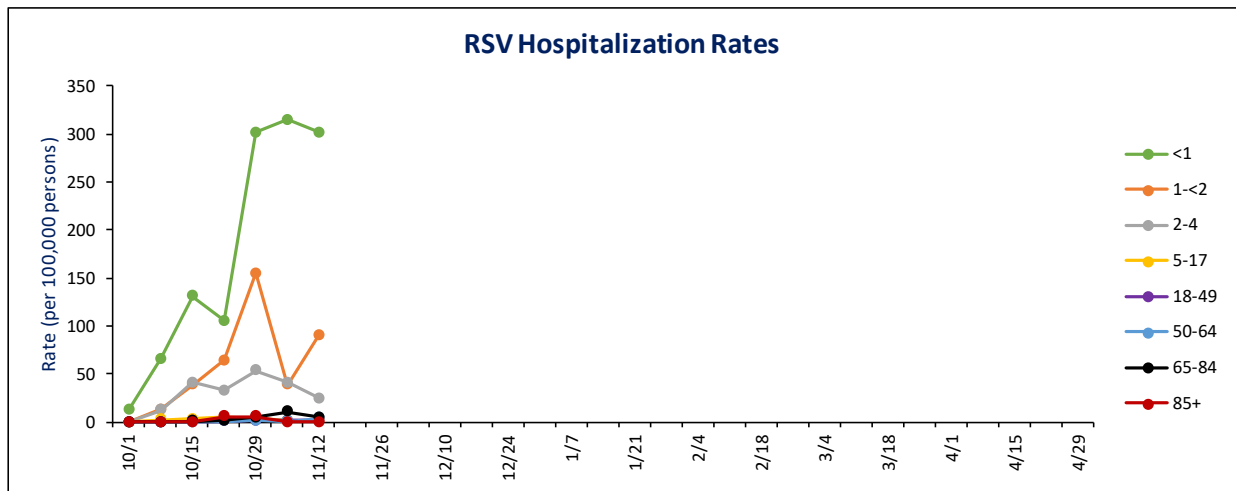
Age Group	Lab Confirmed Flu Cases (N)	Lab Confirmed Flu Rates (per 100,000 persons)	Hospitalized Cases (N)	Flu Hospitalization Rate (per 100,000 persons)	Deaths (N)	Death Rate (per 100,000 persons)
0 to 4 y	216	542.9	8	20.1	0	0.0
5 to 17 y	1176	1050.5	8	7.1	0	0.0
18 to 49 y	310	101.8	10	3.3	0	0.0
50 to 64 y	67	45.0	9	6.0	0	0.0
65 to 74 y	41	52.7	7	9.0	0	0.0
75 to 84 y	18	45.4	6	15.1	0	0.0
≥ 85 y	6	32.6	5	27.2	0	0.0
<b>Total</b>	<b>1834</b>	<b>247.5</b>	<b>53</b>	<b>7.2</b>	<b>0</b>	<b>0.0</b>

**Monroe County Influenza & RSV Surveillance October 1 to November 12, 2022**  
**Rochester Emerging Infections Program**  
**Center for Community Health & Prevention, University of Rochester Medical Center**

**There were 2,887 laboratory confirmed RSV cases and 247 hospitalizations, and 3 RSV associated deaths confirmed to date.**



**Laboratory Surveillance:** The figure above shows the number of positive tests among Monroe County residents, and the percent of tests that were positive for RSV reported by Monroe County labs.



**Hospital Surveillance:** The figure above shows the RSV hospitalization rate among Monroe County residents.

**Cumulative Number and Rates of Laboratory Confirmed RSV Cases, Hospitalizations and Deaths in Monroe County**  
**October 1 to November 12, 2022**

Age Group	Lab Confirmed RSV Cases (N)	Lab Confirmed RSV Rates (per 100,000 persons)	Hospitalized Cases (N)	RSV Hospitalization Rate (per 100,000 persons)	Deaths (N)	Death Rate (per 100,000 persons)
<1 y	502	6,591.4	94	1,234.2	0	0.0
1 to <2 y	349	4,504.4	31	400.1	0	0.0
2 to 4 y	908	3,718.4	50	204.8	0	0.0
5 to 17 y	601	536.9	19	17.0	0	0.0
18 to 49 y	260	85.4	14	4.6	0	0.0
50 to 64 y	122	81.9	10	6.7	0	0.0
65 to 84 y	129	109.9	27	23.0	2	1.7
85+ y	16	87.0	2	10.9	1	5.4
<b>Total</b>	<b>2,887</b>	<b>389.7</b>	<b>247</b>	<b>33.3</b>	<b>3</b>	<b>0.4</b>