

Fentanyl Test Strips – Use test strips to find out if fentanyl is in your drugs. Remember, the strips are not perfect. They might miss certain types of fentanyl and you could still overdose.


SAFER DRUG USE IS ALWAYS A GOOD IDEA:

- Always carry naloxone!
- Use with a buddy.
- Call the Never Use Alone hotline: **800-484-3731**
- Use slower
- Use a smaller dose.
- Use a little bit of the drug to test how your body reacts to it before using more.
- Choose not to use

How to test pills and powders

Fentanyl is not evenly mixed in drugs, so testing **all** of your drug supply is best. You can test some of your supply or just the residue in the bag, but these methods are not as accurate.


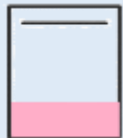


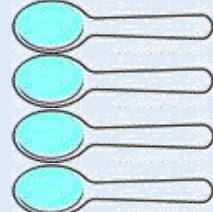
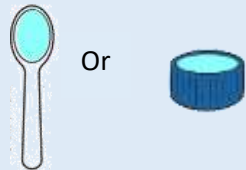


Use a micro scoop to measure. If you don't have one, 1 micro scoop equals about 1 matchstick tip.



STEP 1: Mix powder well. If you have pills, crush them into a fine powder and mix well.

STEP 2: Choose how much of the drug you will test, and measure both the drug and the water.




	All of the Drug*	50 mg of the Drug (5 micro scoops or about as much as 5 matchstick tips)	10 mg of the Drug (1 micro scoop or about as much as 1 matchstick tip)	Baggie residue
Amount of DRUGS 	 <i>*If you dissolve all of your drugs, you can drink the water after testing or you can let the water evaporate.</i>			
Amount of WATER 	Use 4 Tablespoons 	Use 1 teaspoon or 1 bottle cap 	Use ¼ teaspoon or ¼ cap 	Use a few drops 

STEP 3: Combine the drugs and the water in a clean container and stir.

STEP 4: Hold the solid-colored end of the test strip. Dip the other end into the liquid, going no higher than the dotted section on the strip. Hold the dotted section of the strip in the liquid for a full 15 seconds.

STEP 5: Lay strip flat. Wait 3 minutes before reading the results:

- 1 line=**Fentanyl detected**
- 2 lines=**NO fentanyl detected**
- 0 lines=**Test did not work**



How to test if injecting- Prepare your shot. After preparing, add 10 drops of water to your cooker and stir well. Then follow STEPS 4 and 5 above.

- Call **585-753-5300** to order more test strips.
- For more information go to:

