Recommended 2024 — 2029 Capital Improvement Program

April 2023

Submitted to

the Monroe County Legislature for Review and Adoption

by

Adam J. Bello, County Executive

and the

Monroe County Planning Board

Planning Board

Monroe County, New York

Adam J. Bello
County Executive

William Santos
Chairman

March 16, 2023

The Honorable Adam J. Bello
110 County Office Building
39 West Main Street
Rochester, New York 14614

Subject: Proposed 2024-2029 Capital Improvement Program

Dear County Executive Bello:

I am pleased to report that the Monroe County Planning Board completed its review of the Proposed 2024-2029 Capital Improvement Program (CIP). The County Planning Board held three Board meetings and one public hearing during the review of the Proposed CIP. The Board also prioritized the 2024 Capital Projects (Table 2 of the attached CIP) for possible future consideration by the County Legislature.

This CIP is submitted to you in accordance with Section C4-10 of Article IV and Section C5-7 of Article V of the Monroe County Charter. The Board strongly urges the support of this CIP and its implementation. If you have any questions or concerns to share with the Board, please contact Rochelle Bell, Secretary to the Monroe County Planning Board.

Sincerely,

William R. Santos, Chairman
Monroe County Planning Board

WRS/rbb

Attachment: Draft 2024-2029 Monroe County Capital Improvement Program

xc: Ana Liss, Director, Monroe Co. Dept. of Planning and Development
Rochelle Bell, Sr. Associate Planner, Monroe Co. Dept. of Planning and Development

CityPlace 50 West Main Street •Suite 1150 • Rochester, New York 14614
(585) 753-2000 • *fax:* (585) 753-2002 • *www.monroecounty.gov* • e-mail: *mcplanning@monroecounty.gov*

Monroe County
Recommended 2024-2029 Capital Improvement
Program Table of Contents

	Page
2024-2029 Capital Improvement Program Summary	1
Department of Information Services	8
Health Department - Medical Examiner	10
Monroe Community College	12
Monroe Community Hospital	17
Monroe County Library System	21
Department of Aviation	24
Department of Environmental Services - Division of Pure Waters	39
Department of Environmental Services - Engineering and Facilities Management	48
Department of Environmental Services - Solid Waste	53
Department of Parks	55
Department of Parks - Seneca Park Zoo	62
Department of Transportation - Highways and Bridges	65
Department of Transportation - Traffic Engineering	80
Department of Public Safety	85
Monroe County Office of the Sheriff	93
Monroe County Water Authority	98

List of Tables

	Page
Table 1 - Capital Improvement Program Summary	2
Table 2 - 2024 Capital Project Priorities	4
Table 3 - Net Tax Supported Debt Service Estimate	7

2024-2029 Capital Improvement Program Summary

The Monroe County Capital Improvement Program is a six-year plan to guide the County's investment in assets that promote an economically prosperous, healthy, safe, and fun community. The County Charter and Administrative Code set forth the process by which the County schedules improvements to transportation facilities, public safety operations, storm and sanitary sewer infrastructure, and the park system. A summary of the 2024-2029 six-year program is provided in Table 1. A detailed description of each project can be found in its respective department sections.

The 2024 Capital Budget

The first year of the six-year Capital Improvement Program is adopted annually by the County Legislature in December as the capital budget for the ensuing fiscal year. The capital budget is the annual spending plan for capital improvements. In accordance with the County Charter, projects in the capital budget are to be reviewed and ranked by the Monroe County Planning Board based on need in the order of their relative priority (Table 2).

Financing the County's Projects

The sources of funds for financing the County's capital projects are primarily County revenues, project revenues, state and federal aid, and debt financing. Sometimes, private parties or local governments contribute towards a portion of project costs. County revenues primarily consist of property and sales taxes. Project revenues are made up of special district charges (Pure Waters assessments) and enterprise (direct user) fees (Airport, Solid Waste, and Monroe Community Hospital). State and federal aid is in the form of grants for specific projects. Department summary tables designate funding sources as follows: current County operating cash (cc); County debt (c); special district charges (d); district cash (dc); enterprise fees (e); enterprise cash (ec); state grants (s); federal grants (f); and private (p).

When using bonds, the County pledges its faith and credit and the repayment of the bonds legally has the first claim on all the County's general revenues such as property and sales taxes. Bond anticipation notes are issued by the County to borrow funds for the immediate costs of projects for which bonds have been authorized; they permit the County to delay the issuance of long-term bonds until state and federal aid is received and the actual cost of a project to the County is known. The bond anticipation notes then are generally converted to bonds. This helps the County keep its bonded debt at a minimum. The notes are generally issued for six to twelve months and may be renewed up to four times for a maximum of five years. Debt financing of capital projects permits beneficiaries of the facilities to share their cost during the useful life of the facility and allows the County to undertake several projects immediately rather than delay construction until funds are available from the current operating budget.

Debt Capacity

In order to control the amount of debt which a county may incur, the New York State Constitution has established a debt limit equal to 7% of the five-year average full valuation of real property in the county. Debt related to water facilities improvements and certain other self-supporting items may be excluded from the limit. The economic realities of the ability to repay borrowed money are, however, more stringent and are independently judged by rating agencies such as Moody's Investors Service, Inc., S&P Global Ratings, and Fitch Ratings. If these agencies judge that the County’s ultimate ability to repay borrowed money has decreased, they lower the credit rating and the interest rate paid on funds borrowed in the future increases. Thus, it is important to manage the County's finances so as to maintain a good credit rating. Currently, Monroe County holds an “A1” rating from Moody's Investors Service, Inc., an “AA-” rating from S&P Global Ratings, and an “A+” rating from Fitch Ratings.

User Charges

Projects, activities, and services for which the specific users or beneficiaries to whom the benefits of the service can be attributed lend themselves to charging user fees. The products and services of the private sector of our economy are of this nature and are called 'private goods.' To the extent that a capital project has the characteristics of private goods, it becomes feasible to support an appropriate portion of its debt service and operating costs through direct charges to those who benefit from it. This permits the County to offer this service with little or no dependence on general tax support for the project, allowing more public monies to be allocated to other public services. Projects for the following are financed primarily by user charges without taxpayer support in Monroe County: the Greater Rochester International Airport; Monroe Community Hospital; and the Pure Waters and Solid Waste Divisions of the Monroe County Department of Environmental Services.

Table 1 - Capital Improvement Program Summary

Program Area	Budget	Annual Project Cost					6 Years Total
	2024	2025	2026	2027	2028	2029	
Department of Information Services							
County Cash	3,600,000	3,600,000	3,600,000	3,600,000	3,600,000	3,600,000	21,600,000
Department Total	**3,600,000**	**3,600,000**	**3,600,000**	**3,600,000**	**3,600,000**	**3,600,000**	**21,600,000**
Health Department - Medical Examiner							
County	560,000	120,000	485,000	0	350,000	0	1,515,000
Department Total	**560,000**	**120,000**	**485,000**	**0**	**350,000**	**0**	**1,515,000**
Monroe Community College							
County	11,750,000	273,000	3,733,000	4,040,000	5,856,000	3,153,000	28,805,000
State	11,750,000	273,000	3,733,000	4,040,000	5,856,000	3,153,000	28,805,000
Department Total	**23,500,000**	**546,000**	**7,466,000**	**8,080,000**	**11,712,000**	**6,306,000**	**57,610,000**
Monroe Community Hospital							
Enterprise	4,133,000	1,723,000	2,631,000	2,677,000	2,238,000	1,606,000	15,008,000
Department Total	**4,133,000**	**1,723,000**	**2,631,000**	**2,677,000**	**2,238,000**	**1,606,000**	**15,008,000**
Monroe County Library System							
County	0	0	0	280,000	0	0	280,000
County Cash	155,000	155,000	155,000	155,000	155,000	155,000	930,000
Department Total	**155,000**	**155,000**	**155,000**	**435,000**	**155,000**	**155,000**	**1,210,000**
Department of Aviation							
Enterprise	855,000	50,000	1,730,000	275,000	1,800,000	2,225,000	6,935,000
State	355,000	50,000	230,000	275,000	300,000	225,000	1,435,000
Federal	6,390,000	2,900,000	5,140,000	5,450,000	7,400,000	6,550,000	33,830,000
Department Total	**7,600,000**	**3,000,000**	**7,100,000**	**6,000,000**	**9,500,000**	**9,000,000**	**42,200,000**
Department of Environmental Services - Division of Pure Waters							
District	0	5,550,000	14,600,000	14,700,000	22,700,000	10,725,000	68,275,000
District Cash	5,000,000	5,000,000	5,000,000	5,100,000	5,200,000	5,400,000	30,700,000
Department Total	**5,000,000**	**10,550,000**	**19,600,000**	**19,800,000**	**27,900,000**	**16,125,000**	**98,975,000**
Department of Environmental Services - Engineering and Facilities Management							
County	3,000,000	5,750,000	500,000	6,000,000	4,050,000	11,925,000	31,225,000
State	200,000	0	0	200,000	0	0	400,000
Department Total	**3,200,000**	**5,750,000**	**500,000**	**6,200,000**	**4,050,000**	**11,925,000**	**31,625,000**
Department of Environmental Services - Solid Waste							
Enterprise	0	500,000	2,500,000	2,500,000	0	500,000	6,000,000
Enterprise Cash	600,000	600,000	600,000	600,000	600,000	600,000	3,600,000
Department Total	**600,000**	**1,100,000**	**3,100,000**	**3,100,000**	**600,000**	**1,100,000**	**9,600,000**
Department of Parks							
County	1,368,000	600,000	100,000	900,000	1,338,000	800,000	5,106,000
County Cash	1,293,000	1,293,000	1,293,000	1,293,000	1,293,000	1,293,000	7,758,000
Department Total	**2,661,000**	**1,893,000**	**1,393,000**	**2,193,000**	**2,631,000**	**2,093,000**	**12,864,000**
Department of Parks - Seneca Park Zoo							
County	0	500,000	0	500,000	0	2,000,000	3,000,000
Department Total	**0**	**500,000**	**0**	**500,000**	**0**	**2,000,000**	**3,000,000**

Table 1 - Capital Improvement Program Summary, *continued*

Program Area	Budget	Annual Project Cost					6 Years Total
	2024	2025	2026	2027	2028	2029	
Department of Transportation - Highways and Bridges							
County	7,253,000	4,305,000	7,014,000	12,406,000	9,727,000	2,135,000	42,840,000
County Cash	3,225,000	3,225,000	3,225,000	3,225,000	3,225,000	3,225,000	19,350,000
Private	1,650,000	0	0	0	0	0	1,650,000
State	1,145,000	1,061,000	341,000	0	0	0	2,547,000
Federal	6,105,000	5,656,000	1,816,000	0	0	0	13,577,000
Department Total	**19,378,000**	**14,247,000**	**12,396,000**	**15,631,000**	**12,952,000**	**5,360,000**	**79,964,000**
Department of Transportation - Traffic Engineering							
County	180,000	100,000	1,351,000	275,000	1,545,000	170,000	3,621,000
County Cash	1,850,000	1,500,000	1,500,000	1,500,000	1,500,000	1,500,000	9,350,000
State	0	0	413,000	0	0	0	413,000
Federal	0	0	2,200,000	0	0	0	2,200,000
Department Total	**2,030,000**	**1,600,000**	**5,464,000**	**1,775,000**	**3,045,000**	**1,670,000**	**15,584,000**
Department of Public Safety							
County	3,590,000	832,000	950,000	1,675,000	800,000	5,515,000	13,362,000
County Cash	910,000	910,000	910,000	910,000	910,000	910,000	5,460,000
Department Total	**4,500,000**	**1,742,000**	**1,860,000**	**2,585,000**	**1,710,000**	**6,425,000**	**18,822,000**
Monroe County Office of the Sheriff							
County	250,000	12,500,000	0	900,000	900,000	750,000	15,300,000
County Cash	1,600,000	1,600,000	1,650,000	1,700,000	1,750,000	1,800,000	10,100,000
State	0	0	0	100,000	0	0	100,000
Department Total	**1,850,000**	**14,100,000**	**1,650,000**	**2,700,000**	**2,650,000**	**2,550,000**	**25,500,000**

Program Totals

County	27,951,000	24,980,000	14,133,000	26,976,000	24,566,000	26,448,000	145,054,000
County Cash	12,633,000	12,283,000	12,333,000	12,383,000	12,433,000	12,483,000	74,548,000
District	0	5,550,000	14,600,000	14,700,000	22,700,000	10,725,000	68,275,000
District Cash	5,000,000	5,000,000	5,000,000	5,100,000	5,200,000	5,400,000	30,700,000
Enterprise	4,988,000	2,273,000	6,861,000	5,452,000	4,038,000	4,331,000	27,943,000
Enterprise Cash	600,000	600,000	600,000	600,000	600,000	600,000	3,600,000
Private	1,650,000	0	0	0	0	0	1,650,000
State	13,450,000	1,384,000	4,717,000	4,615,000	6,156,000	3,378,000	33,700,000
Federal	12,495,000	8,556,000	9,156,000	5,450,000	7,400,000	6,550,000	49,607,000
Grand Total	**78,767,000**	**60,626,000**	**67,400,000**	**75,276,000**	**83,093,000**	**69,915,000**	**435,077,000**

Monroe County Water Authority							
District	12,971,500	12,901,500	14,246,500	14,271,500	14,371,500	14,371,500	83,134,000
Department Total	**12,971,500**	**12,901,500**	**14,246,500**	**14,271,500**	**14,371,500**	**14,371,500**	**83,134,000**

Table 2 - 2024 Capital Project Priorities

Dept.	Capital Projects	Estimated Budget ($)	Funding Source ($)							
			County	County Cash	District Cash	Enterprise	Enterprise Cash	Private	State	Federal
PS	Public Safety 911 Phone System	2,750,000	2,750,000							
HD-ME	Toxicology Lab Equipment - Medical Examiner	310,000	310,000							
PS	Public Safety Communications Infrastructure	250,000		250,000						
Info. Serv.	Network Infrastructure	1,900,000		1,900,000						
Info. Serv.	Enterprise Resource Planning/Security	1,200,000		1,200,000						
AIR	Runway 28 Safety Improvements	2,600,000				130,000			130,000	2,340,000
MCC	Applied Technology Center - S.T.E.M. Addition	20,000,000	10,000,000						10,000,000	
PS	Public Safety Communications Equipment and Device Replacement	500,000		500,000						
MCH	Infrastructure Improvements	400,000				400,000				
DES-PW	RPWD - General Collection System & Treatment Plant Improvements	2,500,000			2,500,000					
MCH	Roof Improvements	1,000,000				1,000,000				
DES-PW	IBSCPWD - General Pump Station & Interceptor Improvements	450,000			450,000					
AVIATION	Airport Safety and Security	1,500,000				75,000			75,000	1,350,000
DES-PW	NWQPWD - General Pump Station, Interceptor and Treatment Plant Improvements	950,000			950,000					
PS	Forensic Instrumentation Upgrade	140,000	140,000							
DES-FAC	General Elevator Reconstructions and Replacements	3,000,000	3,000,000							
PARKS	Buildings and Structures	250,000		250,000						
MCH	Equipment/Furnishings/Resident Care	720,000				720,000				
DOT-HB	Highway Preventive Maintenance #10	7,411,000	370,000						1,112,000	5,929,000
DOT-TE	Traffic Engineering	450,000		450,000						
DOT-TE	Spot Improvement Projects	500,000		500,000						
DOT-HB	***Highway Preventive Maintenance #12***	220,000	11,000						33,000	176,000
PS	Public Safety Systems Hardware / Software Upgrades	500,000	500,000							
DOT-HB	Culvert Replacement Program	1,600,000		1,600,000						
SHER	Sheriff's Vehicle Replacement	1,600,000		1,600,000						
DES-PW	GCOSD - General Collection System Improvements	350,000			350,000					
DOT-TE	Traffic Sign Retroreflectivity Program	50,000		50,000						
DES-SW	Recycling Center & Resource Recovery Facility Improvements	600,000					600,000			
DOT-TE	City of Rochester Traffic Features	850,000		850,000						
DOT-HB	Mile Square Road Bridge over Irondequoit Creek (3317130)	275,000	275,000							

Table 2 - 2024 Capital Project Priorities, *continued*

Dept.	Capital Projects	Estimated Budget $	Funding Source ($)							
			County	County Cash	District Cash	Enterprise	Enterprise Cash	Private	State	Federal
SHER	Sheriff's Office CBRNE Total Containment Vessel Replacement Project	250,000	250,000							
MCH	Interior Improvements	500,000				500,000				
HD-ME	***Ames Building - HVAC Upgrades and Improvements***	250,000	250,000							
MCH	Information Technology Equipment	1,218,000				1,218,000				
MCC	Property Preservation Projects Phase 3	3,000,000	1,500,000						1,500,000	
PS	Public Safety Vehicle Replacement	160,000		160,000						
PARKS	Utilities, Access and Site Improvements	193,000		193,000						
AVIATION	Viaduct Rehabilitation	1,000,000				50,000			50,000	900,000
LIBRARY	Library System Automation	155,000		155,000						
DOT-HB	Milling/Resurfacing/Recycling	1,500,000		1,500,000						
AVIATION	General Aviation Apron Improvements	500,000				25,000			25,000	450,000
Info. Serv.	Office Equipment Refresh and Replacement	500,000		500,000						
DOT-HB	East River Road (NYS Thruway I-90 to Ward Road)	8,000,000	6,350,000					1,650,000		
MCC	Capital Equipment Replacement - Technology	500,000	250,000						250,000	
MCH	Exterior, Site and Utility Improvements	175,000				175,000				
PARKS	Highland Park - Master Plan Improvements	700,000	700,000							
AVIATION	North Ramp Improvements	1,000,000				50,000			50,000	900,000
DES-PW	***Replacement Heavy Equipment***	750,000			750,000					
PARKS	Churchville Park - Master Plan Update	80,000	80,000							
PARKS	Greece Canal Park - Master Plan Improvements	50,000	50,000							
AVIATION	Parking Facility Upgrades	500,000				500,000				
DOT-HB	Road Machinery and Equipment	247,000	247,000							
DES-FAC	Hall of Justice Court Requested Improvements	200,000							200,000	
PS	Public Safety Training Facility Capital Improvements	200,000	200,000							
PARKS	Parks Heavy Duty Equipment	500,000		500,000						
AVIATION	Airport Pavement Management Study	500,000				25,000			25,000	450,000
DOT-TE	Road Machinery and Equipment	180,000	180,000							
PARKS	Parks Light Duty Equipment	150,000		150,000						
PARKS	***Golf Light Equipment***	138,000	138,000							
MCH	***Front Loader***	120,000				120,000				
DOT-HB	DOT Replacement Vehicles	125,000		125,000						
PARKS	***Parks Replacement Vehicles***	200,000		200,000						
PARKS	***Golf Heavy Equipment***	400,000	400,000							
	GRAND TOTALS	**78,767,000**	**27,951,000**	**12,633,000**	**5,000,000**	**4,988,000**	**600,000**	**1,650,000**	**13,450,000**	**12,495,000**

Italics Denotes a New Project

Special Assessments

Projects that benefit a specific group of properties can be finance and constructed through special assessment arrangements. The costs of extending a water or sewer line can be assessed against the abutting properties rather than charged against the taxpayers as a whole. Special assessments are often paid in installments over a number of years and cover both the expenditure and the financing. This form of financing is rarely used in Monroe County.

Sources of Funding

The various sources of funding for the Capital Improvement Program include county, district, enterprise, private, state, and federal. Their portion of total funding is summarized at the bottom of Table 1 and in this chart.

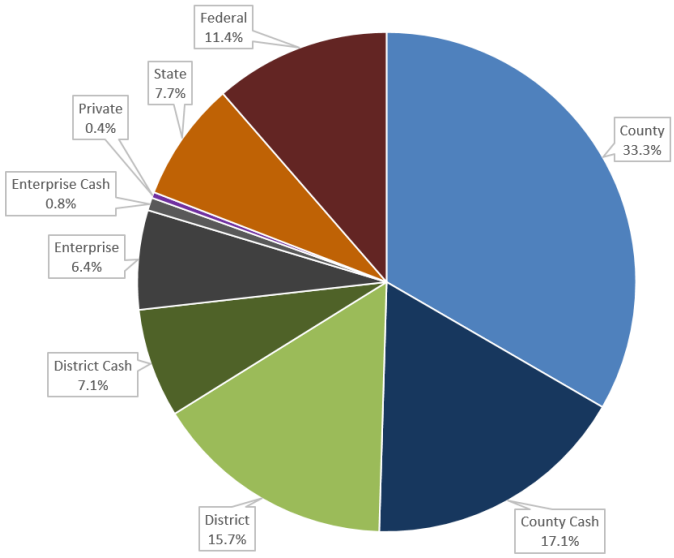

Fiscal Policy and Debt Service

In preparing Monroe County's Capital Improvement Program, great care is taken to ensure sound fiscal management. This is necessary to assure that the County is able to finance approved projects as they reach implementation stage; compliance with the State constitutional debt limit is maintained; the County maintains an investment grade credit rating so as to minimize the cost of borrowing funds for capital projects; and the annual repayment cost for the debt incurred is kept within reasonable limits (less than 10% of budgeted expenditures) so as not to overburden County taxpayers.

Monroe County uses approximately 15% of its State constitutional debt limit. The objective is to maintain an annual debt service burden that is clearly within the County's ability to pay.

In evaluating projects for inclusion in the CIP, two sets of criteria are used:

1. For projects to be funded by state, federal and other aid, or whose local costs will be financed by user charges, the criteria are:
    - the project is needed and appropriate; and
    - the project can be financed with aid or user charges and thus not entail a general County budget charge.
2. For projects to be funded in whole or in part with general County budget funds, the criteria are:
    - out of all the projects that need to be done, this project's priority is high enough to be funded; and
    - the aggregate annual cost of all approved projects should be kept within reasonable limits so as not to overburden County taxpayers.

All debt obligations shall be issued with the full faith and credit of the County, including obligations of those enterprises and districts for which user charges and other non-property tax revenue are derived.

The County Administration's debt policy provides that debt shall be issued to finance capital projects where other funding sources are not immediately available. The debt will be structured in the most efficient manner to limit the impact on the taxpayer and will take payment of existing debt obligations into consideration as well as the total projected operating cost of the County. The use of cash capital through the operating budget will be utilized on an increasing basis to reduce the need for borrowing and avoid the associated interest costs. Cash capital will be used for annually recurring capital improvement projects; recurring information technology projects; projects with a short useful life; or for other projects with costs estimated at $100,000 or less as financial and budgetary conditions permit without placing undue pressures on the taxpayers. Short term notes may be issued for cash flow purposes if needed. All debt issues will be structured and sold in accordance with sound debt management practices.

Capital Project Operating Cost Impacts

Article VII, Section A7-1, of the Monroe County Code requires that the Capital Improvement Program include "... the estimated effect of each capital project upon operating costs of the County." The Operating Budget impact (including debt service) is detailed under the heading "Estimated Annual Impact on the Operating Budget" included in the descriptions for each project.

Net Tax Supported Debt Service Projections
The overall debt service impact of the projects to be funded in whole or in part with general County budget funds are displayed in Table 3.

Table 3. Net Tax Supported Debt Service Estimate

Source of Debt Service	Estimated Cumulative Debt Service per year in Millions ($)					
	2024	2025	2026	2027	2028	2029
On Existing Debt	$49.2	$44.9	$37.3	$31.3	$29.1	$26.2
Authorized but Unissued Debt	6.7	17.5	26.2	29.2	29.4	29.4
Proposed 2024-2029 CIP Projects	0.0	1.5	4.4	6.6	8.9	11.7
Total Projected Debt Service (Net Tax Supported Cost)	$55.9	$64.0	$67.9	$67.1	$67.3	$67.3

Notes:

1. Debt that is offset by revenues from self-supporting areas - the Airport, Pure Waters, Solid Waste and Monroe Community Hospital - is not included.
2. The above projections are based on numerous assumptions including future interest rates and the actual timing of project construction. Deviations in any of the data from the assumptions used may materially alter actual results. Thus, actual results will vary over time from these projections. The principal assumptions are:
    - Bonds will bear 5% interest.
    - Projected expenditures will occur in the year programmed in the Capital Improvement Program.
    - It is the County's practice to bond for no more than 20 years.

Monroe County Water Authority (MCWA)
According to the New York Public Authorities Law, Section 1096, Subsection (16-b)(8), MCWA needs to be included in the Monroe County CIP (the first year of which is the capital budget) if borrowing is required. The Water Authority program summary is included as an appendix at the end of this document. Their funding amounts are not included with the County's CIP program funding totals.

Department of Information Services

Monroe County's Information Services Department provides solutions to meet the County's requirements for information for both internal departments and external customers such as towns, villages, the City, and citizens. The Department coordinates the installation, operation, and maintenance of the County's mid-range and microcomputers. It is also responsible for monitoring and evaluating technological developments and formulating standards and guidelines for computing within the Monroe County government.

Status of Previously Programmed Projects

Network Infrastructure: The County's enterprise-wide data backup system, virtual server environment, and fileshare storage were all expanded in 2022. Primary Microsoft back end servers were refreshed and core network switches were replaced. The backup and virtual server space was expanded and the Exchange servers were upgraded.

Enterprise Resource Planning (ERP)/Security: The current SAP ERP environment will continue to be maintained until a new system is decided on in 2023. A vendor is assisting the County with selecting and implementing an new ERP system that will align better with the County's requirements. The County implemented many security measures in 2022 and expanded the multifactor authentication and multi-function device (MFD) environments. In 2023 the County will implement CASB (Cloud Access Security Broker).

Office Equipment Refresh & Replacement: in 2022 we replaced the countywide voicemail system and continued to provide new PC's and laptops to departments. All MFD's (copiers) were ordered in 2022 and the deployment will continue into 2023. Phone switches will get memory upgrades to support a software upgrade in 2023.

Department of Information Services Program Summary Table

Project Name	Funding	Budget	Annual Project Cost					Total Cost 6 Years
		2024	2025	2026	2027	2028	2029	
Network Infrastructure	cc	1,900,000	1,800,000	300,000	2,500,000	2,900,000	3,200,000	12,600,000
	Total	**1,900,000**	**1,800,000**	**300,000**	**2,500,000**	**2,900,000**	**3,200,000**	**12,600,000**
Enterprise Resource Planning/Security	cc	1,200,000	700,000	300,000	500,000	400,000	300,000	3,400,000
	Total	**1,200,000**	**700,000**	**300,000**	**500,000**	**400,000**	**300,000**	**3,400,000**
Office Equipment Refresh and Replacement	cc	500,000	1,100,000	3,000,000	600,000	300,000	100,000	5,600,000
	Total	**500,000**	**1,100,000**	**3,000,000**	**600,000**	**300,000**	**100,000**	**5,600,000**
Italics denotes a new project	County Cash	3,600,000	3,600,000	3,600,000	3,600,000	3,600,000	3,600,000	21,600,000
	Department Total	**3,600,000**	**3,600,000**	**3,600,000**	**3,600,000**	**3,600,000**	**3,600,000**	**21,600,000**

Network Infrastructure

Project Description This project provides for an enterprise-wide infrastructure for data storage and communications - including refresh. This network will eventually encompass all Monroe County Offices at all County business locations. The network will provide connectivity to the State of New York, the City of Rochester, Monroe County towns and villages, Monroe Community College, Monroe County Library, and access to the Internet. The strategy will be flexible enough to accommodate multiple network topologies and multiple hardware configurations. It will incorporate existing structures whenever possible, and allow for future growth and expansion.

Environmental Review This project is a Type II Action and will not require further environmental review.

Funding Details

Funding	2024	2025	2026	2027	2028	2029	Total Cost 6 Years
cc	1,900,000	1,800,000	300,000	2,500,000	2,900,000	3,200,000	12,600,000
Total	**1,900,000**	**1,800,000**	**300,000**	**2,500,000**	**2,900,000**	**3,200,000**	**12,600,000**

Estimated Annual Impact on the Operating Budget

Bond Life	Debt Service Payment	Operating Costs	Attributable Revenue	Net Operating Budget Impact
0 Years	$0	$2,100,000	$0	$2,100,000

Enterprise Resource Planning/Security

Project Description This project provides added functionality to the County-wide ERP (Enterprise Resource Planning) system. This system delivers functions that support: human resources (and payroll), finance, purchasing and work orders (asset management). Other department functions continue to be moved into the ERP system allowing for enhanced integration capabilities. This project also supports our cyber security program as we continue to implement products and services that add to our defense-in-depth posture.

Environmental Review This project is a Type II Action and will not require further environmental review.

Funding Details

Funding	2024	2025	2026	2027	2028	2029	Total Cost 6 Years
cc	1,200,000	700,000	300,000	500,000	400,000	300,000	3,400,000
Total	**1,200,000**	**700,000**	**300,000**	**500,000**	**400,000**	**300,000**	**3,400,000**

Estimated Annual Impact on the Operating Budget

Bond Life	Debt Service Payment	Operating Costs	Attributable Revenue	Net Operating Budget Impact
0 Years	$0	$566,667	$0	$566,667

Office Equipment Refresh and Replacement

Project Description This project is needed to refresh equipment used to support county-wide functions, including PCs, servers, telephones, copiers, and related cyber security support.

Environmental Review This project is a Type II Action and will not require further environmental review.

Funding Details

Funding	2024	2025	2026	2027	2028	2029	Total Cost 6 Years
cc	500,000	1,100,000	3,000,000	600,000	300,000	100,000	5,600,000
Total	**500,000**	**1,100,000**	**3,000,000**	**600,000**	**300,000**	**100,000**	**5,600,000**

Estimated Annual Impact on the Operating Budget

Bond Life	Debt Service Payment	Operating Costs	Attributable Revenue	Net Operating Budget Impact
0 Years	$0	$933,333	$0	$933,333

Health Department - Medical Examiner

The **Office of the Medical Examiner's Forensic Toxicology Laboratory** serves all Monroe County residents by assisting in the determination of cause and manner of death in Medical Examiner cases, by analyzing samples from impaired drivers for the presence of drugs and alcohol, and by performing testing to determine whether drugs were used to facilitate a sexual assault. The inability of the laboratory to perform these services due to the lack of adequate instrumentation would have significant impacts on the ability of the Medical Examiner to determine cause and manner of death and on the ability of Law Enforcement and the District Attorney's Office to prosecute homicide, date rape, and impaired driving cases. The absence of serviceable equipment increases the case turnaround time in the laboratory and jeopardizes the lab's national and NYS accreditation, which are required for the lab to operate.

Status of Previously Programmed Projects

In a dynamic climate of newly available drugs and changing detection technology, the laboratory continuously evaluates instrumentation in order to remain abreast of current drug trends. In 2022, the laboratory obtained an updated liquid chromatography-tandem mass spectrometry device, which will improve drug detection sensitivity and overall analytical capacity. This improved testing is particularly important for potent compounds which may be present at low concentrations (such as fentanyl and other synthetic opioids) and high-frequency analyses. New instrumentation not only better equips the laboratory for testing, but also ensures that instruments can be properly maintained (fully supported), preventing weeks- or months-long downtime in the event an instrument goes down.



Health Department - Medical Examiner Program Summary Table

Project Name	Funding	Budget	Annual Project Cost					Total Cost
		2024	2025	2026	2027	2028	2029	6 Years
Toxicology Lab Equipment - Medical Examiner	c	310,000	120,000	485,000	0	350,000	0	1,265,000
	Total	**310,000**	**120,000**	**485,000**	**0**	**350,000**	**0**	**1,265,000**
Ames Building - HVAC Upgrades and Improvements	c	250,000	0	0	0	0	0	250,000
	Total	**250,000**	**0**	**0**	**0**	**0**	**0**	**250,000**
Italics denotes a new project	County	560,000	120,000	485,000	0	350,000	0	1,515,000
	Department Total	**560,000**	**120,000**	**485,000**	**0**	**350,000**	**0**	**1,515,000**

Toxicology Lab Equipment - Medical Examiner

Project Description

This project purchases new instrumentation to enhance the capabilities of the Medical Examiner Toxicology laboratory and replaces old equipment that is beyond its life expectancy and for which parts are no longer manufactured and comprehensive service is no longer available. Replacing outdated instruments with new state-of-the-art equipment helps minimize laboratory backlog and ensures that the high quality of toxicology services provided to County residents can be maintained.

Environmental Review

This project is a Type II Action and will not require further environmental review.

Funding Details

Funding	2024	2025	2026	2027	2028	2029	Total Cost 6 Years
c	310,000	120,000	485,000	0	350,000	0	1,265,000
Total	**310,000**	**120,000**	**485,000**	**0**	**350,000**	**0**	**1,265,000**

Estimated Annual Impact on the Operating Budget

Bond Life	Debt Service Payment	Operating Costs	Attributable Revenue	Net Operating Budget Impact
5 Years	$184,395	$0	$0	$184,395

Ames Building - HVAC Upgrades and Improvements

Project Description

This project is set to repair and replace existing HVAC components in use at the Ames Building. The HVAC systems are vital to ensure proper airflows and monitoring of systems critical in maintaining a safe, monitored work environment. Several of the systems targeted for replacement are original to the facility, representing 30+ years of continuous operation. Included in the project are airflow control valves, controls and programming for the controls, temperature monitoring for coolers and freezers, exhaust fan replacements, and the associated installation of the material involved in the project.

Environmental Review

This project is a Type II Action and will not require further environmental review.

Funding Details

Funding	2024	2025	2026	2027	2028	2029	Total Cost 6 Years
c	250,000	0	0	0	0	0	250,000
Total	**250,000**	**0**	**0**	**0**	**0**	**0**	**250,000**

Estimated Annual Impact on the Operating Budget

Bond Life	Debt Service Payment	Operating Costs	Attributable Revenue	Net Operating Budget Impact
10 Years	$32,376	$0	$0	$32,376

Monroe Community College

Monroe Community College is one of 30 State University of New York (SUNY) community colleges sponsored by local jurisdictions and operated under the aegis of the University. Among local colleges, MCC leads the way in providing access to higher education. It primarily serves residents of Monroe County, but also enrolls students whose home areas do not sponsor a community college or who wish to pursue a specialized program of study not available locally. By offering a wide spectrum of disciplines that lead to two-year associate degrees, shorter-term certificates, and work-related competencies, Monroe Community College prepares students for transfer to senior colleges or trains them for a variety of technical or paraprofessional occupations.

The state, students, and local sponsors (Monroe County) share operating costs at the community college. State aid is determined both by statute and by regulations of the State University Trustees. As provided by statute, the actual aid formula is set forth in regulations adopted by the University Trustees and approved by the Director of the Budget. Since 1977-78, all 30 SUNY community colleges have adopted Full Opportunity Plans (FOP), which require them to accept all high school graduates in the sponsorship area in exchange for enhanced state funding.

In September 2017, the college opened a new Downtown Campus in Rochester to provide a convenient educational alternative for those who live and work in the city.

During academic year 2021-2022, MCC enrolled 23,344 credit and non-credit students, making it one of the largest community colleges in the SUNY system. More than 100 SUNY approved programs/curriculums are offered as contrasted to 35 in 1983, indicating responsiveness to student's vocational interests, the expressed work force needs of local business, industry and organizations, and college and university marticulation requirements.

New York State shares MCC's project costs equally with Monroe County. The State's share may be financed from regular state appropriations or through issuance of bonds by the NYS Dormitory Authority.

Status of Previously Programmed Projects

Projects in 2022 include the completion of the Finger Lakes Workforce Development (FWD) Center at the Downtown Campus, the installation of lighting along the turf field, continued work on the Cogen plant reconstruction and the Capital Equipment Replacement – Technology project, and initial design work on the Virtual Learning Center and the Pedestrian Safety Improvements at the Downtown Campus.

Monroe Community College Program Summary Table

Project Name	Funding	Budget	Annual Project Cost					Total Cost
		2024	2025	2026	2027	2028	2029	6 Years
Applied Technology Center - S.T.E.M. Addition	c	10,000,000	0	0	0	0	0	10,000,000
	s	10,000,000	0	0	0	0	0	10,000,000
	Total	**20,000,000**	**0**	**0**	**0**	**0**	**0**	**20,000,000**
Property Preservation Projects Phase 3	c	1,500,000	273,000	1,000,000	1,000,000	1,250,000	1,000,000	6,023,000
	s	1,500,000	273,000	1,000,000	1,000,000	1,250,000	1,000,000	6,023,000
	Total	**3,000,000**	**546,000**	**2,000,000**	**2,000,000**	**2,500,000**	**2,000,000**	**12,046,000**
Capital Equipment Replacement - Technology	c	250,000	0	200,000	0	225,000	225,000	900,000
	s	250,000	0	200,000	0	225,000	225,000	900,000
	Total	**500,000**	**0**	**400,000**	**0**	**450,000**	**450,000**	**1,800,000**
Services for Students Renovation	c	0	0	2,533,000	2,609,000	2,688,000	0	7,830,000
	s	0	0	2,533,000	2,609,000	2,688,000	0	7,830,000
	Total	**0**	**0**	**5,066,000**	**5,218,000**	**5,376,000**	**0**	**15,660,000**

Monroe Community College Program Summary Table, *continued*

Project Name	Funding	Budget	Annual Project Cost					Total Cost
		2024	2025	2026	2027	2028	2029	6 Years
Enhance Pedestrian Safety & Connectivity	c	0	0	0	431,000	0	0	431,000
	s	0	0	0	431,000	0	0	431,000
	Total	**0**	**0**	**0**	**862,000**	**0**	**0**	**862,000**
Optimize Campus Wayfinding	c	0	0	0	0	1,568,000	1,568,000	3,136,000
	s	0	0	0	0	1,568,000	1,568,000	3,136,000
	Total	**0**	**0**	**0**	**0**	**3,136,000**	**3,136,000**	**6,272,000**
Improve Transit Services & Facilities	c	0	0	0	0	125,000	0	125,000
	s	0	0	0	0	125,000	0	125,000
	Total	**0**	**0**	**0**	**0**	**250,000**	**0**	**250,000**
Campus Welcome Center	c	0	0	0	0	0	360,000	360,000
	s	0	0	0	0	0	360,000	360,000
	Total	**0**	**0**	**0**	**0**	**0**	**720,000**	**720,000**
Italics denotes a new project	County	11,750,000	273,000	3,733,000	4,040,000	5,856,000	3,153,000	28,805,000
	State	11,750,000	273,000	3,733,000	4,040,000	5,856,000	3,153,000	28,805,000
	Department Total	**23,500,000**	**546,000**	**7,466,000**	**8,080,000**	**11,712,000**	**6,306,000**	**57,610,000**

Applied Technology Center - S.T.E.M. Addition

Project Description

A new state of the art technical center to teach automotive technology, HVAC technology, and machining technology is currently authorized to be constructed on the main campus. This allows amenities and excess space on the Brighton Campus to be used in conjunction with the Advanced Technology Center and reduce the build-out costs. This additional funding supports the addition and expansion of the Optics program at this location.

A wing of the new building will house the optical systems technology program.

Environmental Review

This project is a Type I Action and will require further environmental review.

Funding Details

Funding	2024	2025	2026	2027	2028	2029	Total Cost 6 Years
c	10,000,000	0	0	0	0	0	10,000,000
s	10,000,000	0	0	0	0	0	10,000,000
Total	**20,000,000**	**0**	**0**	**0**	**0**	**0**	**20,000,000**

Estimated Annual Impact on the Operating Budget

Bond Life	Debt Service Payment	Operating Costs	Attributable Revenue	Net Operating Budget Impact
20 Years	$802,426	$312,400	$0	$1,114,826

Property Preservation Projects Phase 3

Project Description

These 'infrastructure' type projects include the upgrade and modernization of the architectural, structural, site, mechanical, electrical, and plumbing systems throughout all of MCC's campuses. Life safety, code compliance, and accessibility are also addressed. A comprehensive facilities condition assessment of MCC campuses was conducted to better understand major infrastructure and building issues. This assessment resulted in the development of a Deficiencies Database that includes all projects necessary to maintain campus buildings and infrastructure. The College prioritized the data, giving top priority to equipment that has already failed or is expected to fail in the next five years. As the campus passes 50 years of age, more and more systems designed for a 30-40 year life cycle must be replaced.

Environmental Review

This project is a Type II Action and will not require further environmental review.

Funding Details

Funding	2024	2025	2026	2027	2028	2029	Total Cost 6 Years
c	1,500,000	273,000	1,000,000	1,000,000	1,250,000	1,000,000	6,023,000
s	1,500,000	273,000	1,000,000	1,000,000	1,250,000	1,000,000	6,023,000
Total	**3,000,000**	**546,000**	**2,000,000**	**2,000,000**	**2,500,000**	**2,000,000**	**12,046,000**

Estimated Annual Impact on the Operating Budget

Bond Life	Debt Service Payment	Operating Costs	Attributable Revenue	Net Operating Budget Impact
20 Years	$279,044	$0	$0	$279,044

Capital Equipment Replacement - Technology

Project Description

This project will replace Information Technology equipment and supporting infrastructure that have a predictable useful life and replacement schedule, such as core switches, servers, distribution frames, and emergency generators.

Environmental Review

This project is a Type II Action and will not require further environmental review.

Funding Details

Funding	2024	2025	2026	2027	2028	2029	Total Cost 6 Years
c	250,000	0	200,000	0	225,000	225,000	900,000
s	250,000	0	200,000	0	225,000	225,000	900,000
Total	**500,000**	**0**	**400,000**	**0**	**450,000**	**450,000**	**1,800,000**

Estimated Annual Impact on the Operating Budget

Bond Life	Debt Service Payment	Operating Costs	Attributable Revenue	Net Operating Budget Impact
5 Years	$104,901	$0	$0	$104,901

Services for Students Renovation

Project Description

This project involves the complete renovation of Building 6 and the front entrance to accommodate the new Services for Students Center. It includes the construction of a new stair/elevator tower to replace the existing external stair tower that will access all four floors and the basement. A new first floor building entry will be constructed to provide direct access to the new Services for Students Center. This project is an enabling project that facilitates the consolidation of all services for students and allows the repurposing of the space that has been vacated. Updates to furniture, technology, and equipment will be included to better serve students.

Environmental Review

This project is a Type II Action and will not require further environmental review.

Funding Details

Funding	2024	2025	2026	2027	2028	2029	Total Cost 6 Years
c	0	0	2,533,000	2,609,000	2,688,000	0	7,830,000
s	0	0	2,533,000	2,609,000	2,688,000	0	7,830,000
Total	**0**	**0**	**5,066,000**	**5,218,000**	**5,376,000**	**0**	**15,660,000**

Estimated Annual Impact on the Operating Budget

Bond Life	Debt Service Payment	Operating Costs	Attributable Revenue	Net Operating Budget Impact
20 Years	$248,832	$0	$0	$248,832

Enhance Pedestrian Safety & Connectivity

Project Description

Project seeks to address deficiencies with our pedestrian accommodations on campus. We wish to design and construct better and safer ways for pedestrians to enter, exit, and circulate around the college. We also wish to minimize pedestrian/vehicular conflict, provide better connectivity to community sidewalk and regional trail systems, and address outstanding concerns related to accessibility and ADA compliance.

Environmental Review

This project is a Type II Action and will not require further environmental review.

Funding Details

Funding	2024	2025	2026	2027	2028	2029	Total Cost 6 Years
c	0	0	0	431,000	0	0	431,000
s	0	0	0	431,000	0	0	431,000
Total	**0**	**0**	**0**	**862,000**	**0**	**0**	**862,000**

Estimated Annual Impact on the Operating Budget

Bond Life	Debt Service Payment	Operating Costs	Attributable Revenue	Net Operating Budget Impact
10 Years	$27,908	$0	$0	$27,908

Optimize Campus Wayfinding

Project Description

Provide new signage with consistent colors, fonts, and terms to help new MCC students and campus visitors find buildings, classrooms, offices, and meeting spaces on the Brighton Campus. In addition to signage, upgraded hallway materials and clear transitions between buildings can assist folks as they navigate their way through campus. This project will seek to design and optimize interior signage for the campus and align where possible with existing updated signage as well as the newer signage of the downtown campus. It is anticipated that a majority of the focus of the project will be on interior campus signage, but that a portion will also seek to implement portions of the 2016 signage master plan for exterior signage that are critical but have not yet been implemented.

Environmental Review

This project is a Type II Action and will not require further environmental review.

Funding Details

Funding	2024	2025	2026	2027	2028	2029	Total Cost 6 Years
c	0	0	0	0	1,568,000	1,568,000	3,136,000
s	0	0	0	0	1,568,000	1,568,000	3,136,000
Total	**0**	**0**	**0**	**0**	**3,136,000**	**3,136,000**	**6,272,000**

Estimated Annual Impact on the Operating Budget

Bond Life	Debt Service Payment	Operating Costs	Attributable Revenue	Net Operating Budget Impact
5 Years	$72,434	$0	$0	$72,434

Improve Transit Services & Facilities

Project Description

Design and implement multi-modal transportation facilities to minimize parking demands and promote sustainable travel options on campus.

Environmental Review

This project is a Type II Action and will not require further environmental review.

Funding Details

Funding	2024	2025	2026	2027	2028	2029	Total Cost 6 Years
c	0	0	0	0	125,000	0	125,000
s	0	0	0	0	125,000	0	125,000
Total	**0**	**0**	**0**	**0**	**250,000**	**0**	**250,000**

Estimated Annual Impact on the Operating Budget

Bond Life	Debt Service Payment	Operating Costs	Attributable Revenue	Net Operating Budget Impact
5 Years	$9,624	$0	$0	$9,624

Campus Welcome Center

Project Description

A new Campus Welcome Center at the western end of Building 1 would establish a front door for visitors, guests and new students at the Brighton Campus. Locating the Welcome Center within the existing footprint of Building 1 will provide easy access to the One Stop Shop (created by the Services for Students Renovation), Student Organization and Lounge Spaces and academic spaces elsewhere on campus.

Environmental Review

This project is a Type II Action and will not require further environmental review.

Funding Details

Funding	2024	2025	2026	2027	2028	2029	Total Cost 6 Years
c	0	0	0	0	0	360,000	360,000
s	0	0	0	0	0	360,000	360,000
Total	**0**	**0**	**0**	**0**	**0**	**720,000**	**720,000**

Estimated Annual Impact on the Operating Budget

Bond Life	Debt Service Payment	Operating Costs	Attributable Revenue	Net Operating Budget Impact
10 Years	$7,770	$0	$0	$7,770

Monroe Community Hospital



Monroe Community Hospital (MCH) is a 566 bed Residential Health Care Facility (RHCF) owned and operated by the County of Monroe. MCH is currently pursuing the designation of an Age Friendly Health System, and was recognized as a Level 1 Age Friendly Health System participant May, 2022. MCH is a unique health care institution, serving residents from three months to over 100 years of age. In 2018, a twenty (20) bed Ventilator unit and five (5) bed Pediatric unit were established, and MCH remains the only long-term care pediatric provider in the Finger Lakes region. MCH provides many specialty services to its residents, including tracheostomy, respiratory, and dementia specific care, and admits residents whom would otherwise be challenged in finding placement. Monroe Community Hospital's medical staff, who are faculty members of the University of Rochester School of Medicine and Dentistry, are nationally recognized leaders in researching the areas of gerontology and the causes of chronic illness.

Status of Previously Programmed Projects

Residential Health Care Facilities (RHCF) must maintain operations of the physical plant, provide safe and efficient administration of services to residents, and make available necessary equipment and furnishings to maintain resident quality of life. The capital program has addressed these issues through a phased program that upgrades many of the major physical systems of Monroe Community Hospital (MCH). Between 2018 and 2022, numerous projects were completed to support the MCH Facilities Plan. This included renovations of the Friendship and Hope buildings, focusing on residential dining rooms and common areas. Other projects included relocation of several departments including the nursing office to a more centralized location, security to the main entrance, and the business office to allow for the creation of a resident recreational space. Recent improvements included conversion to LED lighting and completion of sidewalk renovations in 2021. Beginning in 2021 and completed in 2022, MCH purchased and installed a new chiller in order to continue to maintain building temperature within regulated limits during warmer months. Two (2) new 500 Kilowatt (KW) generators were purchased and installed in 2022 in partnership with Monroe County Department of Environmental Services, which provides for required redundancy in power systems in the event of electrical failure. MCH continues upgrading the facility-wide mechanical and structural systems.

In order to remain current in the healthcare sector, the MCH capital program has embraced a focus on information technology upgrades and advancements. Implementation of a multi-year strategic plan involving financial and clinical information systems continues. As technological changes occur in health care due to regulatory changes, modernization, and care coordination, MCH’s information technology capital program has shifted focus toward upgrades, enhancements, and integration of existing hardware and software systems. Information technology advancements allow for more organized resident centered care and create workflow and staff efficiencies. In an era where online clinical documentation is required to ensure payer coverage and promote data exchange between MCH and other providers, this allows for the continuity of care across the continuum as a patient is seen by primary care doctors, acute hospitals, and post-acute care facilities.

Each year, the facility prioritizes the replacement of patienc care equipment and furnishings such as beds, wheelchairs, fixtures, kitchen and meal delivery equipment, laundry operating equipment, grounds equipment, etc. Critical patient care equipment is replaced on a planned schedule based on Medicare’s “useful life” equipment schedules. In addition there are interior improvements made on an annual basis that enhance the resident's experience at Monroe Community Hospital.

Monroe Community Hospital Program Summary Table

Project Name	Funding	Budget	Annual Project Cost					Total Cost 6 Years
		2024	2025	2026	2027	2028	2029	
Infrastructure Improvements	e	400,000	0	400,000	0	400,000	0	1,200,000
	Total	**400,000**	**0**	**400,000**	**0**	**400,000**	**0**	**1,200,000**
Information Technology Equipment	e	1,218,000	818,000	940,000	818,000	983,000	718,000	5,495,000
	Total	**1,218,000**	**818,000**	**940,000**	**818,000**	**983,000**	**718,000**	**5,495,000**

Monroe Community Hospital Program Summary Table, , *continued*

Project Name	Funding	Budget	Annual Project Cost					Total Cost
		2024	2025	2026	2027	2028	2029	6 Years
Equipment/Furnishings/Resident Care	e	720,000	430,000	816,000	484,000	480,000	513,000	3,443,000
	Total	**720,000**	**430,000**	**816,000**	**484,000**	**480,000**	**513,000**	**3,443,000**
Interior Improvements	e	500,000	300,000	300,000	200,000	200,000	200,000	1,700,000
	Total	**500,000**	**300,000**	**300,000**	**200,000**	**200,000**	**200,000**	**1,700,000**
Exterior, Site and Utility Improvements	e	175,000	175,000	175,000	175,000	175,000	175,000	1,050,000
	Total	**175,000**	**175,000**	**175,000**	**175,000**	**175,000**	**175,000**	**1,050,000**
Roof Improvements	e	1,000,000	0	0	1,000,000	0	0	2,000,000
	Total	**1,000,000**	**0**	**0**	**1,000,000**	**0**	**0**	**2,000,000**
Front Loader	e	120,000	0	0	0	0	0	120,000
	Total	**120,000**	**0**	**0**	**0**	**0**	**0**	**120,000**
Italics denotes a new project	Enterprise	4,133,000	1,723,000	2,631,000	2,677,000	2,238,000	1,606,000	15,008,000
	Department Total	**4,133,000**	**1,723,000**	**2,631,000**	**2,677,000**	**2,238,000**	**1,606,000**	**15,008,000**

Infrastructure Improvements

Project Description This project will fund general infrastructure improvements throughout and around the Hospital complex. Select facility elevators will be modernized. Other examples include water, electric, emergency generators, waste water and heating, ventilation and air conditioning system replacements.

Environmental Review This project is a Type II Action and will not require further environmental review.

Funding Details

Funding	2024	2025	2026	2027	2028	2029	Total Cost 6 Years
e	400,000	0	400,000	0	400,000	0	1,200,000
Total	**400,000**	**0**	**400,000**	**0**	**400,000**	**0**	**1,200,000**

Estimated Annual Impact on the Operating Budget

Bond Life	Debt Service Payment	Operating Costs	Attributable Revenue	Net Operating Budget Impact
10 Years	$103,604	$9,331	$0	$112,935

Information Technology Equipment

Project Description This project will fund computers, Electronic Medical Records, touchscreen Point of Care, and other subsystems. This equipment is scheduled on a 4-6 year replacement cycle consistent with useful lives.

Environmental Review This project is a Type II Action and will not require further environmental review.

Funding Details

Funding	2024	2025	2026	2027	2028	2029	Total Cost 6 Years
e	1,218,000	818,000	940,000	818,000	983,000	718,000	5,495,000
Total	**1,218,000**	**818,000**	**940,000**	**818,000**	**983,000**	**718,000**	**5,495,000**

Estimated Annual Impact on the Operating Budget

Bond Life	Debt Service Payment	Operating Costs	Attributable Revenue	Net Operating Budget Impact
5 Years	$734,423	$0	$0	$734,423

Equipment/Furnishings/Resident Care

Project Description The Equipment/Furnishings/Resident Care project funds are for replacement of nursing equipment such as hospital beds, patient lifts, and cardiopulmonary, pharmacy, and therapy equipment. This project also funds equipment for service areas such as the laundry, environmental, and maintenance departments.

Environmental Review This project is a Type II Action and will not require further environmental review.

Funding Details

Funding	2024	2025	2026	2027	2028	2029	Total Cost 6 Years
e	720,000	430,000	816,000	484,000	480,000	513,000	3,443,000
Total	**720,000**	**430,000**	**816,000**	**484,000**	**480,000**	**513,000**	**3,443,000**

Estimated Annual Impact on the Operating Budget

Bond Life	Debt Service Payment	Operating Costs	Attributable Revenue	Net Operating Budget Impact
5 Years	$459,601	$6,532	$0	$466,133

Interior Improvements

Project Description The Interior Improvements project funds are designated for various capital improvements to residential care units and common areas throughout the facility.

Environmental Review This project is a Type II Action and will not require further environmental review.

Funding Details

Funding	2024	2025	2026	2027	2028	2029	Total Cost 6 Years
e	500,000	300,000	300,000	200,000	200,000	200,000	1,700,000
Total	**500,000**	**300,000**	**300,000**	**200,000**	**200,000**	**200,000**	**1,700,000**

Estimated Annual Impact on the Operating Budget

Bond Life	Debt Service Payment	Operating Costs	Attributable Revenue	Net Operating Budget Impact
20 Years	$92,279	$5,599	$0	$97,878

Exterior, Site and Utility Improvements

Project Description The Exterior Site and Utility and Infrastructure project funds are available for ongoing improvements and upgrades necessary for mechanical, plumbing, electrical, and HVAC systems of the Hospital. Specific examples are things such as electrical transfer switches, electric feeds, exterior lighting, pump replacement for plumbing, and masonry refurbishments to the exterior of the Hospital. The sidewalks on the campus are scheduled to be replaced.

Environmental Review This project is a Type II Action and will not require further environmental review.

Funding Details

Funding	2024	2025	2026	2027	2028	2029	Total Cost 6 Years
e	175,000	175,000	175,000	175,000	175,000	175,000	1,050,000
Total	**175,000**	**175,000**	**175,000**	**175,000**	**175,000**	**175,000**	**1,050,000**

Estimated Annual Impact on the Operating Budget

Bond Life	Debt Service Payment	Operating Costs	Attributable Revenue	Net Operating Budget Impact
10 Years	$79,322	$10,265	$0	$89,587

Roof Improvements

Project Description The project provides funds for the replacement of roofs, skylights, roof drains, gutters and roofing, masonry structure/decking, and parapet reconstruction. The roof will have exceeded its useful life by the replacement year 2024. The Hospital will be at risk for costly repairs in the event there are failures in the existing roof.

Environmental Review This project is a Type II Action and will not require further environmental review.

Funding Details

Funding	2024	2025	2026	2027	2028	2029	Total Cost 6 Years
e	1,000,000	0	0	1,000,000	0	0	2,000,000
Total	**1,000,000**	**0**	**0**	**1,000,000**	**0**	**0**	**2,000,000**

Estimated Annual Impact on the Operating Budget

Bond Life	Debt Service Payment	Operating Costs	Attributable Revenue	Net Operating Budget Impact
15 Years	$144,513	$0	$0	$144,513

Front Loader

Project Description The current front loader is beyond its useful life and is not able to perform the functions needed. The front loader will be used year-round for snow plowing, grounds keeping, and other maintenance.

Environmental Review This project is a Type II Action and will not require further environmental review.

Funding Details

Funding	2024	2025	2026	2027	2028	2029	Total Cost 6 Years
e	120,000	0	0	0	0	0	120,000
Total	**120,000**	**0**	**0**	**0**	**0**	**0**	**120,000**

Estimated Annual Impact on the Operating Budget

Bond Life	Debt Service Payment	Operating Costs	Attributable Revenue	Net Operating Budget Impact
15 Years	$11,561	$0	$0	$11,561

Monroe County Library System

The Monroe County Library System (MCLS) is an association of autonomous local public libraries working together to improve library services for residents of Monroe County. Established in 1952 by the Monroe County Board of Supervisors, MCLS is chartered by the New York State Board of Regents and directed by an eleven-member board of trustees appointed by the County Legislature. Its members include the libraries of 16 towns, two villages, a school district and the City of Rochester.

The Rundel Memorial Building and the Bausch and Lomb Public Library Building serve as the Central Library for the system. Each library retains its own autonomy under the governance of its own board of trustees. The System improves library services by increasing access to information by reducing the cost of repetitive, labor-intensive library operations, and by providing for sharing of resources.

The MCLS and the Central Library of Rochester and Monroe County provide core services to the public libraries and their customers/patrons across Monroe County. The MCLS website (www.libraryweb.org) consists of a union catalog offering patron placed holds, full-text databases, access to digitized material, e-content (books, magazines, music, audio recordings), as well as uniform circulation control and resource sharing of member libraries' materials. The MCLS has been successful in implementing and maintaining state-of-the-art technology solutions, providing research expertise and collection support, maximizing purchasing power, and spearheading research and development for collaborative initiatives.

Because the service philosophy of MCLS focuses on services to its members, which can achieve economies of scale, requests for capital projects are limited to system-wide services, serving all residents of Monroe County. Automated library services are appropriate to this operating philosophy due to the ability of automation to handle large amounts of information that can be shared among libraries.

Status of Previously Programmed Projects

Library Automation: The Library Automation System was installed in 1993 and connects all public library personal computers in Monroe County to a centralized circulation and catalog database and the internet. Today the MCLS maintains a firewall, content filter, core data switches, and routers to provide bandwidth to 32 remote locations using ethernet fiber, all based out of its Central Library data center. Access to the catalogs of all public libraries in Monroe County, full text databases, and digitized local historical documents are provided to County residents over the internet. Monroe County residents can place holds, renew library materials, and conduct research from their homes or offices.

Over the last decade, the MCLS has expanded automation services to include support of online platforms for electronic books, audio books, music, video, and periodicals. These online collections are universally available to MCLS patrons, developed and purchased jointly by system libraries. Maintenance of these platforms, including hosting of local content, is incorporated in the project. The MCLS continuously evaluates and increases member library bandwidth given shifts to online and streaming content for patrons, as well as transitioning internal operations to Software as a Service or a hosted solution where feasible.

The MCLS has focused on business continuity and improving broadband access for the community, with wireless access point and network switch replacement projects in 2022 as well as participation in a federal program to distribute personal wireless (MiFi) devices available to the public for home use. The MCLS will replace storage solutions and backup servers in 2023.

Monroe County Library System Program Summary Table

Project Name	Funding	Budget	Annual Project Cost					Total Cost
		2024	2025	2026	2027	2028	2029	6 Years
Library System Automation	cc	155,000	155,000	155,000	155,000	155,000	155,000	930,000
	Total	**155,000**	**155,000**	**155,000**	**155,000**	**155,000**	**155,000**	**930,000**
Monroe County Library System Fleet Replacement	c	0	0	0	280,000	0	0	280,000
	Total	**0**	**0**	**0**	**280,000**	**0**	**0**	**280,000**
Italics denotes a new project	County	0	0	0	280,000	0	0	280,000
	County Cash	155,000	155,000	155,000	155,000	155,000	155,000	930,000
	Department Total	**155,000**	**155,000**	**155,000**	**435,000**	**155,000**	**155,000**	**1,210,000**

Library System Automation

Project Description

The Monroe County Library System telecommunications and network storage solutions continue to evolve as we expand hosted solutions for many operations. The capital program focuses on annual costs associated with software and hardware maintenance, as well as the MCLS' business continuity planning (Uninterrupted Power Supply System, backup server hardware) and storage needs for the continued expansion of digital asset management for primary historical resources. Network and computing equipment to serve the public and operational needs of the Central Library is also included. MCLS costs for several network equipment expenses are reduced by the federal E-rate program for direct broadband infrastructure. The proposed cycle includes $155,000 on an annual basis going forward to replace computer hardware, maintain telecommunications infrastructure and to support the operations of the MCLS.

Environmental Review

This project is a Type II Action and will not require further environmental review.

Funding Details

Funding	2024	2025	2026	2027	2028	2029	Total Cost 6 Years
cc	155,000	155,000	155,000	155,000	155,000	155,000	930,000
Total	**155,000**	**155,000**	**155,000**	**155,000**	**155,000**	**155,000**	**930,000**

Estimated Annual Impact on the Operating Budget

Bond Life	Debt Service Payment	Operating Costs	Attributable Revenue	Net Operating Budget Impact
0 Years	$0	$155,000	$0	$155,000

Monroe County Library System Fleet Replacement

Project Description

The Monroe County Library System (MCLS) provides member library delivery services as part of a shared service agreement. Delivery includes daily pickup and drop-off of library material returns, requests/holds, and interoffice mail. For decades, the MCLS has provided the community with the ability to check out and return library materials at any MCLS location of convenience, known as “One County, One Card.” In the MCLS catalog library users can also place requests for materials filled as first available across the MCLS, delivered via MCLS fleet to their preferred pick up location.

The MCLS fleet consists of three box trucks that run three static routes averaging 62 miles per day to 32 member library locations, as well as special service support for library material outreach services and special collection partners such as The Strong. Average mileage per truck is just over 15,400 miles annually with average freight of 3,120 pounds handled daily, Monday through Friday.

Environmental Review

This project is a Type II Action and will not require further environmental review.

Funding Details

Funding	2024	2025	2026	2027	2028	2029	Total Cost 6 Years
c	0	0	0	280,000	0	0	280,000
Total	**0**	**0**	**0**	**280,000**	**0**	**0**	**280,000**

Estimated Annual Impact on the Operating Budget

Bond Life	Debt Service Payment	Operating Costs	Attributable Revenue	Net Operating Budget Impact
5 Years	$25,869	$0	$0	$25,869

Department of Aviation

The Department of Aviation administers the Frederick Douglass -Greater Rochester International Airport (ROC). According to the Federal Aviation Administration (FAA), the airport is a small hub with approximately 2.4 million total passengers annually. ROC is County operated and one of the busiest commercial air facilities in New York State. The airport was leased to the Monroe County Airport Authority in 1989. The Authority contracted with the County to perform the functions previously handled by the County. The County Legislature continued its role in the awarding of contracts related to activities at the field. As agent for the Authority, County personnel continue to perform direct services such as administration, building and field maintenance, security, and emergency response. These services by the County include the leasing of land and terminal space to the airlines, concessionaires, and other parties

. **Status of Previously Programmed Projects**

- Completed the rehabilitation of Taxiway A, which included approximately 1,500 linear feet of 75' wide commercial Taxiway from Taxiway A4 and Taxiway E.
- Completed the rehabilitation of North Ramp West (1-5) Apron. Included the replacement of a drainage inlet.
- Completed the construction of the roundabout and improvements to the Access / Circulation Roadways.
- Continued to 90% design for the obstruction removals in the runway protection zone (RPZ) for Runway 10-28,
- Completed the draft environmental assessment for the obstruction removal in the runway protection zone (RPZ) for Runway 4-22.
- Completed the construction of a new +/-25,000 square foot Snow Removal Equipment (SRE) Building. The new facility will house twelve (12) snow removal machines.
- Continues work on the evaluation of an updated Pavement Management Plan (PMP). Last completed in 2014, this study will update and evaluate the pavement condition on Airport Property.
- Completed the construction of the rehabilitation of the 300 Ramp and Tie-Down Apron, which reconstructed approximately 57,000 sf of asphalt at the Tie-down location, and resurfaced approximately 200,000 sf of pavement at the apron.
- Completed the construction of the rehabilitation of Taxiway C by the 100 Cargo Apron, which included the resurfacing of approximately 150,000 sf of existing asphalt, new LED edge lights, and grading.
- Completed the design of the replacement of 8 Passenger Loading Bridges (PLBs) located on both Concourse A and Concourse B. This project will complete the replacements of remaining PLBs that have exceeded the design-life.
- Acquired two snow removal brooms to be used for airport field maintenance and safety operations.
- Completed design and initiated construction on the NYS Airport Terminal Area Revitalization project which includes construction of the Frederick Douglass Legacy Area, restoration of the Veterans Area, and renovations to the Arrivals Area .
- Completed design and initiated construction on the NYS Airport Grant project which includes terminal improvements and Airport canopy additions.

All projects were funded with Federal Aviation Administration Grants, NYS DOT Grants, Enterprise Funds, Passenger Facility Charges and/or Special Revenue Funds.

Department of Aviation Program Summary Table

Project Name	Funding	Budget	Annual Project Cost					Total Cost
		2024	2025	2026	2027	2028	2029	6 Years
Runway 28 Safety Improvements	e	130,000	0	0	0	0	0	130,000
	s	130,000	0	0	0	0	0	130,000
	f	2,340,000	0	0	0	0	0	2,340,000
	Total	**2,600,000**	**0**	**0**	**0**	**0**	**0**	**2,600,000**
General Aviation Apron Improvements	e	25,000	0	25,000	0	25,000	0	75,000
	s	25,000	0	25,000	0	25,000	0	75,000
	f	450,000	0	450,000	0	450,000	0	1,350,000
	Total	**500,000**	**0**	**500,000**	**0**	**500,000**	**0**	**1,500,000**
Airport Safety and Security	e	75,000	0	0	0	0	25,000	100,000
	s	75,000	0	0	0	0	25,000	100,000
	f	1,350,000	0	0	0	0	450,000	1,800,000
	Total	**1,500,000**	**0**	**0**	**0**	**0**	**500,000**	**2,000,000**
Parking Facility Upgrades	e	500,000	0	500,000	0	500,000	2,000,000	3,500,000
	Total	**500,000**	**0**	**500,000**	**0**	**500,000**	**2,000,000**	**3,500,000**
North Ramp Improvements	e	50,000	0	0	100,000	0	0	150,000
	s	50,000	0	0	100,000	0	0	150,000
	f	900,000	0	0	1,800,000	0	1,000,000	3,700,000
	Total	**1,000,000**	**0**	**0**	**2,000,000**	**0**	**1,000,000**	**4,000,000**
Viaduct Rehabilitation	e	50,000	0	0	50,000	0	0	100,000
	s	50,000	0	0	50,000	0	0	100,000
	f	900,000	0	0	900,000	0	0	1,800,000
	Total	**1,000,000**	**0**	**0**	**1,000,000**	**0**	**0**	**2,000,000**
Airport Pavement Management Study	e	25,000	0	0	0	0	0	25,000
	s	25,000	0	0	0	0	0	25,000
	f	450,000	0	0	0	0	0	450,000
	Total	**500,000**	**0**	**0**	**0**	**0**	**0**	**500,000**
Heavy Equipment	e	0	0	30,000	0	0	0	30,000
	s	0	0	30,000	0	0	0	30,000
	f	0	2,000,000	540,000	0	0	1,000,000	3,540,000
	Total	**0**	**2,000,000**	**600,000**	**0**	**0**	**1,000,000**	**3,600,000**
Airspace Protection Program	e	0	50,000	0	0	0	50,000	100,000
	s	0	50,000	0	0	0	50,000	100,000
	f	0	900,000	0	0	0	900,000	1,800,000
	Total	**0**	**1,000,000**	**0**	**0**	**0**	**1,000,000**	**2,000,000**
Terminal Improvements	e	0	0	0	100,000	0	50,000	150,000
	s	0	0	0	100,000	0	50,000	150,000
	f	0	0	1,000,000	1,800,000	0	900,000	3,700,000
	Total	**0**	**0**	**1,000,000**	**2,000,000**	**0**	**1,000,000**	**4,000,000**
Airport Building Improvements	e	0	0	1,000,000	0	0	0	1,000,000
	Total	**0**	**0**	**1,000,000**	**0**	**0**	**0**	**1,000,000**
Airport Utility System Improvements	e	0	0	50,000	0	0	50,000	100,000
	s	0	0	50,000	0	0	50,000	100,000
	f	0	0	900,000	0	0	900,000	1,800,000
	Total	**0**	**0**	**1,000,000**	**0**	**0**	**1,000,000**	**2,000,000**
Master Plan Update	e	0	0	50,000	0	0	0	50,000
	s	0	0	50,000	0	0	0	50,000
	f	0	0	900,000	0	0	0	900,000
	Total	**0**	**0**	**1,000,000**	**0**	**0**	**0**	**1,000,000**

Department of Aviation Program Summary Table, *continued*

Project Name	Funding	Budget	Annual Project Cost					Total Cost
		2024	2025	2026	2027	2028	2029	6 Years
Runway 4-22 Connector Taxiways	e	0	0	75,000	0	0	50,000	125,000
	s	0	0	75,000	0	0	50,000	125,000
	f	0	0	1,350,000	0	0	900,000	2,250,000
	Total	**0**	**0**	**1,500,000**	**0**	**0**	**1,000,000**	**2,500,000**
Airport Information Systems Upgrade	f	0	0	0	500,000	0	500,000	1,000,000
	Total	**0**	**0**	**0**	**500,000**	**0**	**500,000**	**1,000,000**
Planning and Design Projects	e	0	0	0	25,000	0	0	25,000
	s	0	0	0	25,000	0	0	25,000
	f	0	0	0	450,000	0	0	450,000
	Total	**0**	**0**	**0**	**500,000**	**0**	**0**	**500,000**
100 Ramp Rehabilitation	e	0	0	0	0	500,000	0	500,000
	Total	**0**	**0**	**0**	**0**	**500,000**	**0**	**500,000**
Property Acquisition	e	0	0	0	0	25,000	0	25,000
	s	0	0	0	0	25,000	0	25,000
	f	0	0	0	0	450,000	0	450,000
	Total	**0**	**0**	**0**	**0**	**500,000**	**0**	**500,000**
Refurbish Passenger Loading Bridges	f	0	0	0	0	2,000,000	0	2,000,000
	Total	**0**	**0**	**0**	**0**	**2,000,000**	**0**	**2,000,000**
Access/Circulation Roadway	e	0	0	0	0	500,000	0	500,000
	s	0	0	0	0	0	0	0
	f	0	0	0	0	0	0	0
	Total	**0**	**0**	**0**	**0**	**500,000**	**0**	**500,000**
Runway 4-22 Safety Improvement at Little Black Creek	e	0	0	0	0	25,000	0	25,000
	s	0	0	0	0	25,000	0	25,000
	f	0	0	0	0	450,000	0	450,000
	Total	**0**	**0**	**0**	**0**	**500,000**	**0**	**500,000**
Rehabilitate Taxiway A	e	0	0	0	0	100,000	0	100,000
	s	0	0	0	0	100,000	0	100,000
	f	0	0	0	0	1,800,000	0	1,800,000
	Total	**0**	**0**	**0**	**0**	**2,000,000**	**0**	**2,000,000**
Airfield Lighting Upgrade	e	0	0	0	0	75,000	0	75,000
	s	0	0	0	0	75,000	0	75,000
	f	0	0	0	0	1,350,000	0	1,350,000
	Total	**0**	**0**	**0**	**0**	**1,500,000**	**0**	**1,500,000**
Environmental Compliance Projects	e	0	0	0	0	50,000	0	50,000
	s	0	0	0	0	50,000	0	50,000
	f	0	0	0	0	900,000	0	900,000
	Total	**0**	**0**	**0**	**0**	**1,000,000**	**0**	**1,000,000**
Italics denotes a new project	Enterprise	855,000	50,000	1,730,000	275,000	1,800,000	2,225,000	6,935,000
	State	355,000	50,000	230,000	275,000	300,000	225,000	1,435,000
	Federal	6,390,000	2,900,000	5,140,000	5,450,000	7,400,000	6,550,000	33,830,000
	Department Total	**7,600,000**	**3,000,000**	**7,100,000**	**6,000,000**	**9,500,000**	**9,000,000**	**42,200,000**

Runway 28 Safety Improvements

Project Description

This project will comply with all FAA requirements to maintain Runway 10-28 including the rehabilitation of pavement, rehabilitation of the Engineered Material Arresting System (EMAS), lighting, signage, and pavement markings on the existing Runway 10-28. This effort will require planning discussions with the FAA, evaluation of treatment, and mitigation of the disturbance to the existing FAA owned navigational aids.

Environmental Review

This project is a Type II Action and will not require further environmental review.

Funding Details

Funding	2024	2025	2026	2027	2028	2029	Total Cost 6 Years
e	130,000	0	0	0	0	0	130,000
s	130,000	0	0	0	0	0	130,000
f	2,340,000	0	0	0	0	0	2,340,000
Total	**2,600,000**	**0**	**0**	**0**	**0**	**0**	**2,600,000**

Estimated Annual Impact on the Operating Budget

Bond Life	Debt Service Payment	Operating Costs	Attributable Revenue	Net Operating Budget Impact
20 Years	$10,432	$0	$10,432	$0

General Aviation Apron Improvements

Project Description

This project rehabilitates and reconstructs the existing aircraft aprons on the south side of the airfield and will include pavement, drainage, electrical, and pavement marking improvements. As a part of the program, the demolition of existing airport owned buildings may be necessary to meet operational needs as defined in the Airport Master Plan. The configuration of pavement in this area of the airport has evolved by combining former runways, taxiways, aircraft parking, and vehicle parking lots. These paved areas need to be reconfigured to improve safety for both aircraft and vehicle movements.

Environmental Review

This project is a Type II Action and will not require further environmental review.

Funding Details

Funding	2024	2025	2026	2027	2028	2029	Total Cost 6 Years
e	25,000	0	25,000	0	25,000	0	75,000
s	25,000	0	25,000	0	25,000	0	75,000
f	450,000	0	450,000	0	450,000	0	1,350,000
Total	**500,000**	**0**	**500,000**	**0**	**500,000**	**0**	**1,500,000**

Estimated Annual Impact on the Operating Budget

Bond Life	Debt Service Payment	Operating Costs	Attributable Revenue	Net Operating Budget Impact
10 Years	$6,475	$-2,000	$4,475	$0

Airport Safety and Security

Project Description This project provides the funding that allows the Airport to maintain all elements of security at the airport to the standards required by various agencies with security oversight for aviation. The improvements could include updated technology, repositioning technology from the Terminal to other secure locations at the Airport, updates to monitoring systems including cameras, new perimeter fence segments on the eight mile airfield perimeter, and other work that might be required.

Environmental Review This project is a Type II Action and will not require further environmental review.

Funding Details

Funding	2024	2025	2026	2027	2028	2029	Total Cost 6 Years
e	75,000	0	0	0	0	25,000	100,000
s	75,000	0	0	0	0	25,000	100,000
f	1,350,000	0	0	0	0	450,000	1,800,000
Total	**1,500,000**	**0**	**0**	**0**	**0**	**500,000**	**2,000,000**

Estimated Annual Impact on the Operating Budget

Bond Life	Debt Service Payment	Operating Costs	Attributable Revenue	Net Operating Budget Impact
10 Years	$10,252	$0	$10,252	$0

Parking Facility Upgrades

Project Description This project will result in the upgrading of existing surface areas and related support facilities as well as required structural upgrades to existing airport parking facilities. Installation of another vertical circulation ramp is projected. The parking garage and related facilities construction (for the terminal) began in 1989. Parking garages require periodic major maintenance projects to maintain the integrity of the structure and extend the useful life at a minimal cost. NYS now requires inspections on a three year cycle for all parking garages. These findings will be incorporated in planning. Surface parking lots need periodic maintenance to maintain their condition.

Environmental Review This project is a Type II Action and will not require further environmental review.

Funding Details

Funding	2024	2025	2026	2027	2028	2029	Total Cost 6 Years
e	500,000	0	500,000	0	500,000	2,000,000	3,500,000
Total	**500,000**	**0**	**500,000**	**0**	**500,000**	**2,000,000**	**3,500,000**

Estimated Annual Impact on the Operating Budget

Bond Life	Debt Service Payment	Operating Costs	Attributable Revenue	Net Operating Budget Impact
10 Years	$172,673	$0	$172,673	$0

North Ramp Improvements

Project Description

This project will rehabilitate existing concrete and asphalt aircraft parking aprons at the terminal. The project will extend the useful life of the existing pavement by replacing existing concrete slabs that have or are failing and rehabilitate concrete slabs with localized damage areas. The rehabilitation of asphalt pavements which are more than 10 years old will include milling and resurfacing as recommended in the 2022 Airport Pavement Management Study. The project will also update drainage and deicing systems to current requirements. This will minimize the disruption to the airline operations at the terminal that would result if areas of the pavement were allowed to fail and total reconstruction was required.

Environmental Review

This project is a Type II Action and will not require further environmental review.

Funding Details

Funding	2024	2025	2026	2027	2028	2029	Total Cost 6 Years
e	50,000	0	0	100,000	0	0	150,000
s	50,000	0	0	100,000	0	0	150,000
f	900,000	0	0	1,800,000	0	1,000,000	3,700,000
Total	**1,000,000**	**0**	**0**	**2,000,000**	**0**	**1,000,000**	**4,000,000**

Estimated Annual Impact on the Operating Budget

Bond Life	Debt Service Payment	Operating Costs	Attributable Revenue	Net Operating Budget Impact
10 Years	$12,950	$0	$12,950	$0

Viaduct Rehabilitation

Project Description

This project provides funds for the continued rehabilitation of the viaduct, the elevated roadway that traverses the front of the passenger terminal. The work will include related work necessary to maintain the structural integrity of the viaduct.

Environmental Review

This project is a Type II Action and will not require further environmental review.

Funding Details

Funding	2024	2025	2026	2027	2028	2029	Total Cost 6 Years
e	50,000	0	0	50,000	0	0	100,000
s	50,000	0	0	50,000	0	0	100,000
f	900,000	0	0	900,000	0	0	1,800,000
Total	**1,000,000**	**0**	**0**	**1,000,000**	**0**	**0**	**2,000,000**

Estimated Annual Impact on the Operating Budget

Bond Life	Debt Service Payment	Operating Costs	Attributable Revenue	Net Operating Budget Impact
10 Years	$9,713	$-10,000	$-287	$0

Airport Pavement Management Study

Project Description This project will update the 2013 Pavement Management Study to reflect the current pavement conditions. The study will include analysis of projected deterioration of runway, taxiway and apron pavement areas over a 15-20 year period, and assess the need for pavement maintenance and improvements for both safety and aviation needs.

Environmental Review This project is a Type II Action and will not require further environmental review.

Funding Details

Funding	2024	2025	2026	2027	2028	2029	Total Cost 6 Years
e	25,000	0	0	0	0	0	25,000
s	25,000	0	0	0	0	0	25,000
f	450,000	0	0	0	0	0	450,000
Total	**500,000**	**0**	**0**	**0**	**0**	**0**	**500,000**

Estimated Annual Impact on the Operating Budget

Bond Life	Debt Service Payment	Operating Costs	Attributable Revenue	Net Operating Budget Impact
5 Years	$5,774	$0	$5,774	$0

Heavy Equipment

Project Description This project will provide for the purchase of replacement equipment to be used for airport field maintenance and safety operations such as runway maintenance, snow removal, ice control, glycol collection, firefighting, and rescue. This scheduled and planned heavy equipment replacement program allows the airport's airfield to remain operational and functional year round in all types of weather and conditions.

Environmental Review This project is a Type II Action and will not require further environmental review.

Funding Details

Funding	2024	2025	2026	2027	2028	2029	Total Cost 6 Years
e	0	0	30,000	0	0	0	30,000
s	0	0	30,000	0	0	0	30,000
f	0	2,000,000	540,000	0	0	1,000,000	3,540,000
Total	**0**	**2,000,000**	**600,000**	**0**	**0**	**1,000,000**	**3,600,000**

Estimated Annual Impact on the Operating Budget

Bond Life	Debt Service Payment	Operating Costs	Attributable Revenue	Net Operating Budget Impact
15 Years	$1,927	$2,000	$3,927	$0

Airspace Protection Program

Project Description This project addresses the requirement to protect and maintain the airspace related to the approach and departure corridors to the runways at the airport. The 2017 Airport Master Plan and airport GIS program identified specific obstructions that need to be addressed. The 2019 environmental assessment finalized requirements for Runway 10-28.

Environmental Review This project is a Type II Action and will not require further environmental review.

Funding Details

Funding	2024	2025	2026	2027	2028	2029	Total Cost 6 Years
e	0	50,000	0	0	0	50,000	100,000
s	0	50,000	0	0	0	50,000	100,000
f	0	900,000	0	0	0	900,000	1,800,000
Total	**0**	**1,000,000**	**0**	**0**	**0**	**1,000,000**	**2,000,000**

Estimated Annual Impact on the Operating Budget

Bond Life	Debt Service Payment	Operating Costs	Attributable Revenue	Net Operating Budget Impact
10 Years	$6,475	$2,000	$8,475	$0

Terminal Improvements

Project Description This project involves the construction of new walls, corridors, entrance vestibules and vertical circulation for pedestrians. Building renovations include mechanical equipment and HVAC system upgrades to support both improved circulation and provide additional leased space for airline usage. It is also anticipated that the expansion of services with low fare and regional carriers will require the renovation of the concourse function to provide the required leased areas.

Environmental Review This project is a Type II Action and will not require further environmental review.

Funding Details

Funding	2024	2025	2026	2027	2028	2029	Total Cost 6 Years
e	0	0	0	100,000	0	50,000	150,000
s	0	0	0	100,000	0	50,000	150,000
f	0	0	1,000,000	1,800,000	0	900,000	3,700,000
Total	**0**	**0**	**1,000,000**	**2,000,000**	**0**	**1,000,000**	**4,000,000**

Estimated Annual Impact on the Operating Budget

Bond Life	Debt Service Payment	Operating Costs	Attributable Revenue	Net Operating Budget Impact
20 Years	$4,681	$-10,000	$-5,319	$0

Airport Building Improvements

Project Description

This project will provide necessary improvements to airport buildings to maintain the required level of service and building code compliance. Many buildings have been constructed or obtained as part of property acquisitions for aviation purposes on the airport property over the past 20 years and need to be demolished or renovated to replace components and facilities that have reached the end of their useful life. This will include work such as demolition, roof replacement, walls, windows, doors, flooring and finishes, as well as concrete slabs, pavement and curbing. Mechanical equipment will be addressed as will electrical systems, plumbing, and lighting.

Environmental Review

This project is a Type II Action and will not require further environmental review.

Funding Details

Funding	2024	2025	2026	2027	2028	2029	Total Cost 6 Years
e	0	0	1,000,000	0	0	0	1,000,000
Total	**0**	**0**	**1,000,000**	**0**	**0**	**0**	**1,000,000**

Estimated Annual Impact on the Operating Budget

Bond Life	Debt Service Payment	Operating Costs	Attributable Revenue	Net Operating Budget Impact
20 Years	$53,495	$0	$53,495	$0

Airport Utility System Improvements

Project Description

This project provides funding to upgrade and expand the existing airport owned utility systems including storm drainage, sanitary sewers, electrical, natural gas, utility tunnels, and water distribution. The program will include replacement of portions of existing systems that provide service on the 1,200 acre property.

Environmental Review

This project is a Type II Action and will not require further environmental review.

Funding Details

Funding	2024	2025	2026	2027	2028	2029	Total Cost 6 Years
e	0	0	50,000	0	0	50,000	100,000
s	0	0	50,000	0	0	50,000	100,000
f	0	0	900,000	0	0	900,000	1,800,000
Total	**0**	**0**	**1,000,000**	**0**	**0**	**1,000,000**	**2,000,000**

Estimated Annual Impact on the Operating Budget

Bond Life	Debt Service Payment	Operating Costs	Attributable Revenue	Net Operating Budget Impact
10 Years	$5,396	$0	$5,396	$0

Master Plan Update

Project Description

This project will update the current Airport Master Plan to reflect needed improvements in the next 20 years. The FAA requires updated long range planning for airport facilities to remain eligible for federal funding for airport improvements. The plan will include analysis of runway and taxiway configurations for future activity at the airport, projecting capital improvement requirements over a 20 year period, and assessing the need for expansion of airport property for both safety and aviation needs.

Environmental Review

This project is a Type II Action and will not require further environmental review.

Funding Details

Funding	2024	2025	2026	2027	2028	2029	Total Cost 6 Years
e	0	0	50,000	0	0	0	50,000
s	0	0	50,000	0	0	0	50,000
f	0	0	900,000	0	0	0	900,000
Total	**0**	**0**	**1,000,000**	**0**	**0**	**0**	**1,000,000**

Estimated Annual Impact on the Operating Budget

Bond Life	Debt Service Payment	Operating Costs	Attributable Revenue	Net Operating Budget Impact
5 Years	$6,929	$0	$6,929	$0

Runway 4-22 Connector Taxiways

Project Description

The FAA standards for geometry of taxiways that connect to a runway have changed. This project requires significant work within the runway safety area to meet these new standards.

Environmental Review

This project is a Type II Action and will not require further environmental review.

Funding Details

Funding	2024	2025	2026	2027	2028	2029	Total Cost 6 Years
e	0	0	75,000	0	0	50,000	125,000
s	0	0	75,000	0	0	50,000	125,000
f	0	0	1,350,000	0	0	900,000	2,250,000
Total	**0**	**0**	**1,500,000**	**0**	**0**	**1,000,000**	**2,500,000**

Estimated Annual Impact on the Operating Budget

Bond Life	Debt Service Payment	Operating Costs	Attributable Revenue	Net Operating Budget Impact
20 Years	$4,681	$0	$4,681	$0

Airport Information Systems Upgrade

Project Description This project provides funds for the replacement of critical airport information system components that have exhausted their useful life or become obsolete and are no longer supported by maintenance agreement or unit replacement in kind. Systems providing service for passenger information, security, paging, and operations are required to be upgraded, both software and hardware, to maintain the level of service required by the FAA, TSA, law enforcement, and passengers.

Environmental Review This project is a Type II Action and will not require further environmental review.

Funding Details

Funding	2024	2025	2026	2027	2028	2029	Total Cost 6 Years
f	0	0	0	500,000	0	500,000	1,000,000
Total	**0**	**0**	**0**	**500,000**	**0**	**500,000**	**1,000,000**

Estimated Annual Impact on the Operating Budget

Bond Life	Debt Service Payment	Operating Costs	Attributable Revenue	Net Operating Budget Impact
0 Years	$0	$0	$0	$0

Planning and Design Projects

Project Description Planning and design activities are related to future aviation projects including those which are eligible for Federal Airport Improvement Program (AIP) funding. The current FAA procedure places more emphasis on the Airport being able to progress an aided project. Projects which are designed and ready to construct are the best demonstration that the project is ready to progress.

Environmental Review This project is a Type II Action and will not require further environmental review.

Funding Details

Funding	2024	2025	2026	2027	2028	2029	Total Cost 6 Years
e	0	0	0	25,000	0	0	25,000
s	0	0	0	25,000	0	0	25,000
f	0	0	0	450,000	0	0	450,000
Total	**0**	**0**	**0**	**500,000**	**0**	**0**	**500,000**

Estimated Annual Impact on the Operating Budget

Bond Life	Debt Service Payment	Operating Costs	Attributable Revenue	Net Operating Budget Impact
5 Years	$2,310	$0	$2,310	$0

100 Ramp Rehabilitation

Project Description This project provides the funding to update the existing asphalt pavement that provides for taxiing aircraft related to the 100 Ramp on the northwest side of the airport.

Environmental Review This project is a Type II Action and will not require further environmental review.

Funding Details

Funding	2024	2025	2026	2027	2028	2029	Total Cost 6 Years
e	0	0	0	0	500,000	0	500,000
Total	**0**	**0**	**0**	**0**	**500,000**	**0**	**500,000**

Estimated Annual Impact on the Operating Budget

Bond Life	Debt Service Payment	Operating Costs	Attributable Revenue	Net Operating Budget Impact
20 Years	$13,374	$0	$13,374	$0

Property Acquisition

Project Description This project will provide funds to acquire property around the Airport for safety, compatibility, and control of future development at the Airport. Identification of these properties is included in the Airport Master Plan Update. The acquisition program may include demolition of existing buildings, removal of trees, and similar safety improvements.

Environmental Review This project is an Unlisted Action and will require further environmental review.

Funding Details

Funding	2024	2025	2026	2027	2028	2029	Total Cost 6 Years
e	0	0	0	0	25,000	0	25,000
s	0	0	0	0	25,000	0	25,000
f	0	0	0	0	450,000	0	450,000
Total	**0**	**0**	**0**	**0**	**500,000**	**0**	**500,000**

Estimated Annual Impact on the Operating Budget

Bond Life	Debt Service Payment	Operating Costs	Attributable Revenue	Net Operating Budget Impact
20 Years	$669	$0	$669	$0

Refurbish Passenger Loading Bridges

Project Description This project will provide for the refurbishment and/or replacement of existing passenger loading bridges (PLB), preconditioned air units (PC Air), 400 HZ ground power units (GPU), and upgraded electrical service for the existing bridges. This scheduled and planned refurbishment program will continue the useful life of this important equipment. Many of the existing PLBs at the airport range in age from 20 to more than 40 years in age. Annual maintenance of this equipment is exceeding the ability to be supported by the operating budget as the equipment continues to age and as replacement components become obsolete and require more significant maintenance and component replacement.

Environmental Review This project is a Type II Action and will not require further environmental review.

Funding Details

Funding	2024	2025	2026	2027	2028	2029	Total Cost 6 Years
f	0	0	0	0	2,000,000	0	2,000,000
Total	**0**	**0**	**0**	**0**	**2,000,000**	**0**	**2,000,000**

Estimated Annual Impact on the Operating Budget

Bond Life	Debt Service Payment	Operating Costs	Attributable Revenue	Net Operating Budget Impact
0 Years	$0	$-25,000	$-25,000	$0

Access/Circulation Roadway

Project Description

This project will upgrade the airport circulation roadway network that was constructed in the 1980's to support terminal improvements and existing operations outside the airfield. Geometric changes are under consideration. The project includes surface rehabilitation, drainage system improvements, curbing, pavement markings, lighting, and signage for land-side roadways that connect the airport to Brooks Ave. and Scottsville Rd.

Environmental Review

This project is a Type II Action and will not require further environmental review.

Funding Details

Funding	2024	2025	2026	2027	2028	2029	Total Cost 6 Years
e	0	0	0	0	500,000	0	500,000
s	0	0	0	0	0	0	0
f	0	0	0	0	0	0	0
Total	**0**	**0**	**0**	**0**	**500,000**	**0**	**500,000**

Estimated Annual Impact on the Operating Budget

Bond Life	Debt Service Payment	Operating Costs	Attributable Revenue	Net Operating Budget Impact
15 Years	$16,057	$10,000	$26,057	$0

Runway 4-22 Safety Improvement at Little Black Creek

Project Description

This project will improve the drainage to Little Black Creek on the west side of Runway 4-22. It will include an evaluation of the drainage systems, related work to improve the culverts, and improvements to the West Side Service Road. This project will improve the water quality of Little Black Creek and allow for the future construction of the planned parallel taxiway west of Runway 4-22.

Environmental Review

This project is a Type II Action and will not require further environmental review.

Funding Details

Funding	2024	2025	2026	2027	2028	2029	Total Cost 6 Years
e	0	0	0	0	25,000	0	25,000
s	0	0	0	0	25,000	0	25,000
f	0	0	0	0	450,000	0	450,000
Total	**0**	**0**	**0**	**0**	**500,000**	**0**	**500,000**

Estimated Annual Impact on the Operating Budget

Bond Life	Debt Service Payment	Operating Costs	Attributable Revenue	Net Operating Budget Impact
20 Years	$669	$-5,000	$-4,331	$0

Rehabilitate Taxiway A

Project Description This project rehabilitates concrete taxiway pavement that has been identified during the 2022 Airport Pavement Management Study. Taxiway geometry to be reviewed per current standards. Expected work to include lighting, drainage, signage, and pavement markings.

Environmental Review This project is a Type II Action and will not require further environmental review.

Funding Details

Funding	2024	2025	2026	2027	2028	2029	Total Cost 6 Years
e	0	0	0	0	100,000	0	100,000
s	0	0	0	0	100,000	0	100,000
f	0	0	0	0	1,800,000	0	1,800,000
Total	**0**	**0**	**0**	**0**	**2,000,000**	**0**	**2,000,000**

Estimated Annual Impact on the Operating Budget

Bond Life	Debt Service Payment	Operating Costs	Attributable Revenue	Net Operating Budget Impact
20 Years	$2,675	$0	$2,675	$0

Airfield Lighting Upgrade

Project Description This project provides funding for upgrading critical components of the airfield lighting system. While some components of the system have been updated when airfield improvements have been implemented, a complete overall system update is required. Lights, wiring, switches, computer control system, and other component parts may need replacement or reconditioning. The work will also include replacement of the backup generator that powers the lighting system during electric grid failures.

Environmental Review This project is a Type II Action and will not require further environmental review.

Funding Details

Funding	2024	2025	2026	2027	2028	2029	Total Cost 6 Years
e	0	0	0	0	75,000	0	75,000
s	0	0	0	0	75,000	0	75,000
f	0	0	0	0	1,350,000	0	1,350,000
Total	**0**	**0**	**0**	**0**	**1,500,000**	**0**	**1,500,000**

Estimated Annual Impact on the Operating Budget

Bond Life	Debt Service Payment	Operating Costs	Attributable Revenue	Net Operating Budget Impact
10 Years	$3,238	$-5,000	$-1,762	$0

Environmental Compliance Projects

Project Description

This project will include various environmental improvements at the airport including improvements to existing stormwater quality discharges, upgrade of existing chemical storage areas, automation of deicing fluid collection systems for remote operations, contaminated site investigation and remediation, and wetland mitigation. This program will also address recent changes to management of chemicals used as part of aircraft rescue and firefighting (ARFF) activities. This project will enable the airport to comply with federal and state environmental regulations.

Environmental Review

This project is a Type II Action and will not require further environmental review.

Funding Details

Funding	2024	2025	2026	2027	2028	2029	Total Cost 6 Years
e	0	0	0	0	50,000	0	50,000
s	0	0	0	0	50,000	0	50,000
f	0	0	0	0	900,000	0	900,000
Total	**0**	**0**	**0**	**0**	**1,000,000**	**0**	**1,000,000**

Estimated Annual Impact on the Operating Budget

Bond Life	Debt Service Payment	Operating Costs	Attributable Revenue	Net Operating Budget Impact
10 Years	$2,158	$0	$2,158	$0

Department of Environmental Services - Division of Pure Waters

The Division of Pure Waters was established by the County Legislature to implement the Pure Waters Master Plan to reduce the levels of pollution of Irondequoit Bay, the Genesee River, areas of Lake Ontario, and other waters of Monroe County to safe, healthy levels. It operates and maintains four geographic districts containing two water resource recovery facilities, 63 pump stations, 1,000 miles of collection system sewers, 100 miles of interceptor / trunk sewers, 30 miles of conveyance/storage deep tunnels, and six major control structures used to to direct flow from the surface sewer collection system into the Combined Sewer Overflow Abatement Program (CSOAP) tunnel system.

The staffs of the four Pure Waters Districts work cooperatively to maximize operational effectiveness and enhance cost efficiencies. The County's two wastewater treatment plants treat an average of 40 to 45 billion gallons of water annually through physical, , biological and chemical processes. The Collection System Operations Section is responsible for the operation and maintenance of over 700 miles of sewers in the City and nearly 300 miles of sanitary sewers in the Gates-Chili-Ogden District. This section is also responsible for the operation of 63 pump stations and the CSOAP tunnel system, which dramatically reduces storm-generated overflows to the River, Bay, and Lake through improved overflow capture and treatment rates. The Industrial Waste Pretreatment Section administers a federally-approved pretreatment program, the sampling and analysis of discharges from 150 industrial facilities, and enforcement of the Monroe County Sewer Use Law.

The County Legislature, which serves as the Pure Waters Administrative Board, oversees program management, approves contracts, holds public hearings, and establishes the annual rates and operating budgets for the four districts.

Engineering services, including project design and construction administration, are generally provided by the Monroe County Division of Engineering and Facilities Management, either directly or through contractual services with consultants and other outside vendors.

Status of Previously Programmed Projects

In the Rochester Pure Waters District (RPWD), improvements to the Frank E. Van Lare (FEV) Water Resource Recovery Facility (WRRF) includes improvements to the aeration and secondary clarifier processes and overall facility electrical system that will continue through 2023 and beyond. Numerous improvement projects within the collection system including remote Pump Stations and the Combined Sewer Overflow Abatement Program (CSOAP) Tunnel System have been completed, with additional improvements continuing beyond 2023.

In the Irondequoit Bay South Central Pure Waters District (IBSCPWD): Numerous improvement projects within the collection system including the Irondequoit Bay Pump Station, Major Interceptor Sewer Rehabilitations and remote Pump Stations have been completed, with additional improvements continuing beyond 2023.

In the Northwest Quadrant Pure Waters District (NWQPWD), improvements to the Northwest Quadrant (NWQ) Water Resources Recovery Facility (WRRF) primary clarifier system were completed in 2022. Numerous improvement projects at the WRRF and within the collection system to three major remote Pump Stations and interceptor sewers have been completed, with additional improvements continuing beyond 2023.

In the Gates-Chili-Ogden Sewer District (GCOSD), numerous improvement projects and operational upgrades within the Collection System including remote Pump Stations Generators and Main Sewer Lining have been completed, with additional improvements continuing beyond 2023.

Department of Environmental Services - Division of Pure Waters Program Summary Table

Project Name	Funding	Budget	Annual Project Cost					Total Cost
		2024	2025	2026	2027	2028	2029	6 Years
RPWD - General Collection System & Treatment Plant Improvements	dc	2,500,000	2,500,000	2,500,000	2,550,000	2,600,000	2,650,000	15,300,000
	Total	**2,500,000**	**2,500,000**	**2,500,000**	**2,550,000**	**2,600,000**	**2,650,000**	**15,300,000**
IBSCPWD - General Pump Station & Interceptor Improvements	dc	450,000	450,000	450,000	475,000	500,000	525,000	2,850,000
	Total	**450,000**	**450,000**	**450,000**	**475,000**	**500,000**	**525,000**	**2,850,000**
NWQPWD - General Pump Station, Interceptor and Treatment Plant Improvements	dc	950,000	950,000	950,000	950,000	950,000	950,000	5,700,000
	Total	**950,000**	**950,000**	**950,000**	**950,000**	**950,000**	**950,000**	**5,700,000**
GCOSD - General Collection System Improvements	dc	350,000	350,000	350,000	375,000	400,000	425,000	2,250,000
	Total	**350,000**	**350,000**	**350,000**	**375,000**	**400,000**	**425,000**	**2,250,000**
Replacement Heavy Equipment	dc	750,000	750,000	750,000	750,000	750,000	750,000	4,500,000
	Total	**750,000**	**750,000**	**750,000**	**750,000**	**750,000**	**750,000**	**4,500,000**
RPWD - CSOAP Tunnel System Improvements	d	0	1,200,000	4,800,000	0	0	0	6,000,000
	Total	**0**	**1,200,000**	**4,800,000**	**0**	**0**	**0**	**6,000,000**
IBSCPWD - South Central Trunk Sewer Improvements	d	0	1,200,000	1,800,000	0	0	0	3,000,000
	Total	**0**	**1,200,000**	**1,800,000**	**0**	**0**	**0**	**3,000,000**
NWQPWD - Aeration Improvements	d	0	2,400,000	6,000,000	6,000,000	0	0	14,400,000
	Total	**0**	**2,400,000**	**6,000,000**	**6,000,000**	**0**	**0**	**14,400,000**
GCOSD - Pump Station Improvements	d	0	750,000	0	0	0	0	750,000
	Total	**0**	**750,000**	**0**	**0**	**0**	**0**	**750,000**
IBSCPWD - Thomas Creek Pump Station Improvements	d	0	0	400,000	1,600,000	0	0	2,000,000
	Total	**0**	**0**	**400,000**	**1,600,000**	**0**	**0**	**2,000,000**
NWQPWD - Preliminary Treatment Improvements	d	0	0	600,000	2,400,000	0	0	3,000,000
	Total	**0**	**0**	**600,000**	**2,400,000**	**0**	**0**	**3,000,000**
FEV - Primary Scum Collection Improvements	d	0	0	1,000,000	0	0	0	1,000,000
	Total	**0**	**0**	**1,000,000**	**0**	**0**	**0**	**1,000,000**
NWQPWD - Buttonwood/Flynn Rd/Island Cottage Pump Stations Improvements	d	0	0	0	3,500,000	16,500,000	0	20,000,000
	Total	**0**	**0**	**0**	**3,500,000**	**16,500,000**	**0**	**20,000,000**
FEV - Stockroom and MEI Shop Improvements	d	0	0	0	1,200,000	4,800,000	0	6,000,000
	Total	**0**	**0**	**0**	**1,200,000**	**4,800,000**	**0**	**6,000,000**
IBSCPWD - Irondequoit Bay Pump Station Improvements	d	0	0	0	0	1,000,000	4,000,000	5,000,000
	Total	**0**	**0**	**0**	**0**	**1,000,000**	**4,000,000**	**5,000,000**
NWQPWD - NWQ WRRF Electrical Improvements	d	0	0	0	0	400,000	1,725,000	2,125,000
	Total	**0**	**0**	**0**	**0**	**400,000**	**1,725,000**	**2,125,000**
RPWD - General CSOAP Tunnel System Improvements	dc	0	0	0	0	0	100,000	100,000
	Total	**0**	**0**	**0**	**0**	**0**	**100,000**	**100,000**
FEV - Screening & Grit Removal Improvements	d	0	0	0	0	0	1,000,000	1,000,000
	Total	**0**	**0**	**0**	**0**	**0**	**1,000,000**	**1,000,000**
FEV - Recirculation Pump Station Improvements	d	0	0	0	0	0	3,000,000	3,000,000
	Total	**0**	**0**	**0**	**0**	**0**	**3,000,000**	**3,000,000**
FEV - Laboratory Improvements, Phase 2	d	0	0	0	0	0	1,000,000	1,000,000
	Total	**0**	**0**	**0**	**0**	**0**	**1,000,000**	**1,000,000**
Italics denotes a new project	District	0	5,550,000	14,600,000	14,700,000	22,700,000	10,725,000	68,275,000
	District Cash	5,000,000	5,000,000	5,000,000	5,100,000	5,200,000	5,400,000	30,700,000
	Department Total	**5,000,000**	**10,550,000**	**19,600,000**	**19,800,000**	**27,900,000**	**16,125,000**	**98,975,000**

RPWD - General Collection System & Treatment Plant Improvements

Project Description

This project includes general improvements to various pump stations, collection system infrastructure, and the treatment plant in the District. Improvements will serve to extend the useful life of various facilities, while also providing increased conveyance capacity, enhanced operational flexibility, and District-wide enhancements to the appurtenant communication and data transmission systems. A major component for all facility improvements is an emphasis on energy efficiencies and cost savings that will provide a partial offset to debt service incurred.

Environmental Review

This project is a Type II Action and will not require further environmental review.

Funding Details

Funding	2024	2025	2026	2027	2028	2029	Total Cost 6 Years
dc	2,500,000	2,500,000	2,500,000	2,550,000	2,600,000	2,650,000	15,300,000
Total	**2,500,000**	**2,500,000**	**2,500,000**	**2,550,000**	**2,600,000**	**2,650,000**	**15,300,000**

Estimated Annual Impact on the Operating Budget

Bond Life	Debt Service Payment	Operating Costs	Attributable Revenue	Net Operating Budget Impact
0 Years	$0	$2,550,000	$2,550,000	$0

IBSCPWD - General Pump Station & Interceptor Improvements

Project Description

This project includes general improvements to various pump stations and interceptors in the District. Improvements include increases in conveyance capacity of localized sections of the District's interceptors and District-wide enhancements to the appurtenant communication and data transmission systems. A major component for all facility improvements is an emphasis on energy efficiencies and cost savings that will provide a partial offset to debt service incurred.

Environmental Review

This project is a Type II Action and will not require further environmental review.

Funding Details

Funding	2024	2025	2026	2027	2028	2029	Total Cost 6 Years
dc	450,000	450,000	450,000	475,000	500,000	525,000	2,850,000
Total	**450,000**	**450,000**	**450,000**	**475,000**	**500,000**	**525,000**	**2,850,000**

Estimated Annual Impact on the Operating Budget

Bond Life	Debt Service Payment	Operating Costs	Attributable Revenue	Net Operating Budget Impact
0 Years	$0	$475,000	$475,000	$0

NWQPWD - General Pump Station, Interceptor and Treatment Plant Improvements

Project Description This project includes general improvements to various pump stations, interceptors, and the treatment plant in the District. Improvements include increases in conveyance capacity of localized sections of the District's interceptors and District-wide enhancements to the appurtenant communication and data transmission systems. A major component for all facility improvements is an emphasis on energy efficiencies and cost savings that will provide a partial offset to debt service incurred.

Environmental Review This project is a Type II Action and will not require further environmental review.

Funding Details

Funding	2024	2025	2026	2027	2028	2029	Total Cost 6 Years
dc	950,000	950,000	950,000	950,000	950,000	950,000	5,700,000
Total	**950,000**	**950,000**	**950,000**	**950,000**	**950,000**	**950,000**	**5,700,000**

Estimated Annual Impact on the Operating Budget

Bond Life	Debt Service Payment	Operating Costs	Attributable Revenue	Net Operating Budget Impact
0 Years	$0	$950,000	$950,000	$0

GCOSD - General Collection System Improvements

Project Description This project includes general improvements to various pump stations and collection system infrastructure in the District. Improvements will serve to extend the useful life of various facilities, while also providing increased conveyance capacity, enhanced operational flexibility, and District-wide enhancements to the appurtenant communication and data transmission systems. A major component for all facility improvements is an emphasis on energy efficiencies and cost savings that will provide a partial offset to debt service incurred.

Environmental Review This project is a Type II Action and will not require further environmental review.

Funding Details

Funding	2024	2025	2026	2027	2028	2029	Total Cost 6 Years
dc	350,000	350,000	350,000	375,000	400,000	425,000	2,250,000
Total	**350,000**	**350,000**	**350,000**	**375,000**	**400,000**	**425,000**	**2,250,000**

Estimated Annual Impact on the Operating Budget

Bond Life	Debt Service Payment	Operating Costs	Attributable Revenue	Net Operating Budget Impact
0 Years	$0	$375,000	$375,000	$0

Replacement Heavy Equipment

Project Description This project provides for the purchase of various pieces of heavy equipment used for operations and maintenance work on the District's infrastructure.

Environmental Review This project is a Type II Action and will not require further environmental review.

Funding Details

Funding	2024	2025	2026	2027	2028	2029	Total Cost 6 Years
dc	750,000	750,000	750,000	750,000	750,000	750,000	4,500,000
Total	**750,000**	**750,000**	**750,000**	**750,000**	**750,000**	**750,000**	**4,500,000**

Estimated Annual Impact on the Operating Budget

Bond Life	Debt Service Payment	Operating Costs	Attributable Revenue	Net Operating Budget Impact
0 Years	$0	$750,000	$750,000	$0

RPWD - CSOAP Tunnel System Improvements

Project Description This project includes specific improvements to Pure Waters' Combined Sewer Overflow Abatement Program (CSOAP) Tunnel System that were identified by a multi-disciplined maintenance and engineering team under a long-range planning effort. Improvements including, but not limited to, drop shafts, control structures, bridge structures, overflows, and appurtenances in all tunnels. Improvements will include replacement, rehabilitation and/or reconstruction of any/all components of the tunnel system to maintain and improve hydraulic capacity and ensure structural integrity of the system and its appurtenances.

Environmental Review This project is a Type II Action and will not require further environmental review.

Funding Details

Funding	2024	2025	2026	2027	2028	2029	Total Cost 6 Years
d	0	1,200,000	4,800,000	0	0	0	6,000,000
Total	**0**	**1,200,000**	**4,800,000**	**0**	**0**	**0**	**6,000,000**

Estimated Annual Impact on the Operating Budget

Bond Life	Debt Service Payment	Operating Costs	Attributable Revenue	Net Operating Budget Impact
20 Years	$337,019	$0	$337,019	$0

IBSCPWD - South Central Trunk Sewer Improvements

Project Description This project includes general improvements to improve/increase conveyance capacity of localized sections of the trunk sewer.

Environmental Review This project is a Type II Action and will not require further environmental review.

Funding Details

Funding	2024	2025	2026	2027	2028	2029	Total Cost 6 Years
d	0	1,200,000	1,800,000	0	0	0	3,000,000
Total	**0**	**1,200,000**	**1,800,000**	**0**	**0**	**0**	**3,000,000**

Estimated Annual Impact on the Operating Budget

Bond Life	Debt Service Payment	Operating Costs	Attributable Revenue	Net Operating Budget Impact
20 Years	$176,534	$0	$176,534	$0

NWQPWD - Aeration Improvements

Project Description This project includes phased replacement of the aeration system.

Environmental Review This project is a Type II Action and will not require further environmental review.

Funding Details

Funding	2024	2025	2026	2027	2028	2029	Total Cost 6 Years
d	0	2,400,000	6,000,000	6,000,000	0	0	14,400,000
Total	**0**	**2,400,000**	**6,000,000**	**6,000,000**	**0**	**0**	**14,400,000**

Estimated Annual Impact on the Operating Budget

Bond Life	Debt Service Payment	Operating Costs	Attributable Revenue	Net Operating Budget Impact
20 Years	$722,183	$0	$722,183	$0

GCOSD - Pump Station Improvements

Project Description This project includes major mechanical, electrical, hydraulic and structural improvements to pump stations in the District.

Environmental Review This project is a Type II Action and will not require further environmental review.

Funding Details

Funding	2024	2025	2026	2027	2028	2029	Total Cost 6 Years
d	0	750,000	0	0	0	0	750,000
Total	**0**	**750,000**	**0**	**0**	**0**	**0**	**750,000**

Estimated Annual Impact on the Operating Budget

Bond Life	Debt Service Payment	Operating Costs	Attributable Revenue	Net Operating Budget Impact
20 Years	$50,152	$0	$50,152	$0

IBSCPWD - Thomas Creek Pump Station Improvements

Project Description This project provides upgrades to critical hydraulic, mechanical, electrical, and process equipment which is at the end of its useful life.

Environmental Review This project is a Type II Action and will not require further environmental review.

Funding Details

Funding	2024	2025	2026	2027	2028	2029	Total Cost 6 Years
d	0	0	400,000	1,600,000	0	0	2,000,000
Total	**0**	**0**	**400,000**	**1,600,000**	**0**	**0**	**2,000,000**

Estimated Annual Impact on the Operating Budget

Bond Life	Debt Service Payment	Operating Costs	Attributable Revenue	Net Operating Budget Impact
20 Years	$85,592	$0	$85,592	$0

NWQPWD - Preliminary Treatment Improvements

Project Description This project upgrades a critical treatment process which is at the end of its useful life.

Environmental Review This project is a Type II Action and will not require further environmental review.

Funding Details

Funding	2024	2025	2026	2027	2028	2029	Total Cost 6 Years
d	0	0	600,000	2,400,000	0	0	3,000,000
Total	**0**	**0**	**600,000**	**2,400,000**	**0**	**0**	**3,000,000**

Estimated Annual Impact on the Operating Budget

Bond Life	Debt Service Payment	Operating Costs	Attributable Revenue	Net Operating Budget Impact
20 Years	$128,388	$0	$128,388	$0

FEV - Primary Scum Collection Improvements

Project Description This project provides upgrades to a critical process which is at the end of its useful life.

Environmental Review This project is a Type II Action and will not require further environmental review.

Funding Details

Funding	2024	2025	2026	2027	2028	2029	Total Cost 6 Years
d	0	0	1,000,000	0	0	0	1,000,000
Total	**0**	**0**	**1,000,000**	**0**	**0**	**0**	**1,000,000**

Estimated Annual Impact on the Operating Budget

Bond Life	Debt Service Payment	Operating Costs	Attributable Revenue	Net Operating Budget Impact
20 Years	$53,495	$0	$53,495	$0

NWQPWD - Buttonwood/Flynn Rd/Island Cottage Pump Stations Improvements

Project Description This project provides upgrades to critical hydraulic, mechanical, electrical, and process equipment which is at the end of its useful life for three critical and integrated pump stations.

Environmental Review This project is a Type II Action and will not require further environmental review.

Funding Details

Funding	2024	2025	2026	2027	2028	2029	Total Cost 6 Years
d	0	0	0	3,500,000	16,500,000	0	20,000,000
Total	**0**	**0**	**0**	**3,500,000**	**16,500,000**	**0**	**20,000,000**

Estimated Annual Impact on the Operating Budget

Bond Life	Debt Service Payment	Operating Costs	Attributable Revenue	Net Operating Budget Impact
20 Years	$581,759	$0	$581,759	$0

FEV - Stockroom and MEI Shop Improvements

Project Description This project includes modification and rehabilitation of logistical space for the stockroom and for mechanical, electrical, and instrumentation service groups.

Environmental Review This project is a Type II Action and will not require further environmental review.

Funding Details

Funding	2024	2025	2026	2027	2028	2029	Total Cost 6 Years
d	0	0	0	1,200,000	4,800,000	0	6,000,000
Total	**0**	**0**	**0**	**1,200,000**	**4,800,000**	**0**	**6,000,000**

Estimated Annual Impact on the Operating Budget

Bond Life	Debt Service Payment	Operating Costs	Attributable Revenue	Net Operating Budget Impact
20 Years	$176,534	$0	$176,534	$0

IBSCPWD - Irondequoit Bay Pump Station Improvements

Project Description This project includes major mechanical, electrical, hydraulic and structural improvements to pump stations in the District.

Environmental Review This project is a Type II Action and will not require further environmental review.

Funding Details

Funding	2024	2025	2026	2027	2028	2029	Total Cost 6 Years
d	0	0	0	0	1,000,000	4,000,000	5,000,000
Total	**0**	**0**	**0**	**0**	**1,000,000**	**4,000,000**	**5,000,000**

Estimated Annual Impact on the Operating Budget

Bond Life	Debt Service Payment	Operating Costs	Attributable Revenue	Net Operating Budget Impact
20 Years	$80,243	$0	$80,243	$0

NWQPWD - NWQ WRRF Electrical Improvements

Project Description This project includes phased replacement of the plant's primary electrical system building, transformers, switchgear, and busses along with distribution cabling to all major processes. This project may be designed and documented as a green project and as a potential candidate for green bond financing.

Environmental Review This project is a Type II Action and will not require further environmental review.

Funding Details

Funding	2024	2025	2026	2027	2028	2029	Total Cost 6 Years
d	0	0	0	0	400,000	1,725,000	2,125,000
Total	**0**	**0**	**0**	**0**	**400,000**	**1,725,000**	**2,125,000**

Estimated Annual Impact on the Operating Budget

Bond Life	Debt Service Payment	Operating Costs	Attributable Revenue	Net Operating Budget Impact
20 Years	$33,769	$0	$33,769	$0

RPWD - General CSOAP Tunnel System Improvements

Project Description This project includes on-going improvements to Pure Waters' Combined Sewer Overflow Abatement Program (CSOAP) Tunnel System that that may be identified by operations and maintenance staff performing routine inspections of this 35+ year old infrastructure. Improvements including, but not limited to, drops shafts, control structures, bridge structures, overflows, and appurtenances in all tunnels. Improvements will include replacement, rehabilitation and/or reconstruction of any/all components of the tunnel system to maintain and improve hydraulic capacity and ensure structural integrity of the system and its appurtenances.

Environmental Review This project is a Type II Action and will not require further environmental review.

Funding Details

Funding	2024	2025	2026	2027	2028	2029	Total Cost 6 Years
dc	0	0	0	0	0	100,000	100,000
Total	**0**	**0**	**0**	**0**	**0**	**100,000**	**100,000**

Estimated Annual Impact on the Operating Budget

Bond Life	Debt Service Payment	Operating Costs	Attributable Revenue	Net Operating Budget Impact
0 Years	$0	$16,667	$16,667	$0

FEV - Screening & Grit Removal Improvements

Project Description Assessment and modification of screening and grit removal facilities at the Van Lare WRRF.

Environmental Review This project is a Type II Action and will not require further environmental review.

Funding Details

Funding	2024	2025	2026	2027	2028	2029	Total Cost 6 Years
d	0	0	0	0	0	1,000,000	1,000,000
Total	**0**	**0**	**0**	**0**	**0**	**1,000,000**	**1,000,000**

Estimated Annual Impact on the Operating Budget

Bond Life	Debt Service Payment	Operating Costs	Attributable Revenue	Net Operating Budget Impact
20 Years	$13,374	$0	$13,374	$0

FEV - Recirculation Pump Station Improvements

Project Description Assessment and rehabilitation and/or replacement of piping and equipment in the Recirculation Pump Station at the Van Lare WRRF.

Environmental Review This project is a Type II Action and will not require further environmental review.

Funding Details

Funding	2024	2025	2026	2027	2028	2029	Total Cost 6 Years
d	0	0	0	0	0	3,000,000	3,000,000
Total	**0**	**0**	**0**	**0**	**0**	**3,000,000**	**3,000,000**

Estimated Annual Impact on the Operating Budget

Bond Life	Debt Service Payment	Operating Costs	Attributable Revenue	Net Operating Budget Impact
20 Years	$40,121	$0	$40,121	$0

FEV - Laboratory Improvements, Phase 2

Project Description Additional improvements necessary in Environmental Laboratory.

Environmental Review This project is a Type II Action and will not require further environmental review.

Funding Details

Funding	2024	2025	2026	2027	2028	2029	Total Cost 6 Years
d	0	0	0	0	0	1,000,000	1,000,000
Total	**0**	**0**	**0**	**0**	**0**	**1,000,000**	**1,000,000**

Estimated Annual Impact on the Operating Budget

Bond Life	Debt Service Payment	Operating Costs	Attributable Revenue	Net Operating Budget Impact
20 Years	$13,374	$0	$13,374	$0

Department of Environmental Services - Engineering and Facilities Management

The Division of Engineering and Facilities Management is responsible for the operation and maintenance of, and capital improvements to, County-owned facilities. This includes code enforcement, custodial services, heating/ventilation/air conditioning (HVAC), mechanical/electrical/plumbing (MEP), energy systems, building maintenance, and renovations. Major facilities include the County Office Building, CityPlace, Hall of Justice, Civic Center Complex, and Health and Human Services buildings.

Status of Previously Programmed Projects

The Division of Engineering and Facilities Management continues to maintain County facilities. The Division continues to make improvements to roofs, updates to elevators, accommodations to improve handicapped accessibility, and general improvements to County Buildings.

Department of Environmental Services - Engineering and Facilities Management
Program Summary Table

Project Name	Funding	Budget	Annual Project Cost					Total Cost
		2024	2025	2026	2027	2028	2029	6 Years
General Elevator Reconstructions and Replacements	c	3,000,000	0	0	0	0	0	3,000,000
	Total	**3,000,000**	**0**	**0**	**0**	**0**	**0**	**3,000,000**
Hall of Justice Court Requested Improvements	s	200,000	0	0	200,000	0	0	400,000
	Total	**200,000**	**0**	**0**	**200,000**	**0**	**0**	**400,000**
General HVAC & MEP Improvements of County Buildings	c	0	400,000	0	350,000	0	250,000	1,000,000
	Total	**0**	**400,000**	**0**	**350,000**	**0**	**250,000**	**1,000,000**
General Building Envelope and Site Improvements of County Buildings	c	0	1,000,000	0	1,000,000	0	1,000,000	3,000,000
	Total	**0**	**1,000,000**	**0**	**1,000,000**	**0**	**1,000,000**	**3,000,000**
Hall of Justice Sally Port	c	0	3,000,000	0	0	0	0	3,000,000
	Total	**0**	**3,000,000**	**0**	**0**	**0**	**0**	**3,000,000**
Hall of Justice Reconstruction	c	0	675,000	0	1,825,000	0	675,000	3,175,000
	Total	**0**	**675,000**	**0**	**1,825,000**	**0**	**675,000**	**3,175,000**
Civic Center Complex Reconstruction	c	0	675,000	0	825,000	0	750,000	2,250,000
	Total	**0**	**675,000**	**0**	**825,000**	**0**	**750,000**	**2,250,000**
Fleet Maintenance Building Improvements	c	0	0	500,000	2,000,000	0	0	2,500,000
	Total	**0**	**0**	**500,000**	**2,000,000**	**0**	**0**	**2,500,000**
Westfall Building Reconstruction	c	0	0	0	0	2,800,000	8,000,000	10,800,000
	Total	**0**	**0**	**0**	**0**	**2,800,000**	**8,000,000**	**10,800,000**
CityPlace General Improvements	c	0	0	0	0	1,250,000	750,000	2,000,000
	Total	**0**	**0**	**0**	**0**	**1,250,000**	**750,000**	**2,000,000**
General County Building Roof Replacements	c	0	0	0	0	0	250,000	250,000
	Total	**0**	**0**	**0**	**0**	**0**	**250,000**	**250,000**
Civic Center Complex Chiller Plant Improvements	c	0	0	0	0	0	250,000	250,000
	Total	**0**	**0**	**0**	**0**	**0**	**250,000**	**250,000**
Italics denotes a new project	County	3,000,000	5,750,000	500,000	6,000,000	4,050,000	11,925,000	31,225,000
	State	200,000	0	0	200,000	0	0	400,000
	Department Total	**3,200,000**	**5,750,000**	**500,000**	**6,200,000**	**4,050,000**	**11,925,000**	**31,625,000**

General Elevator Reconstructions and Replacements

Project Description Replacement or reconstruction of passenger and freight elevators at various County owned and leased facilities.

Environmental Review This project is a Type II Action and will not require further environmental review.

Funding Details

Funding	2024	2025	2026	2027	2028	2029	Total Cost 6 Years
c	3,000,000	0	0	0	0	0	3,000,000
Total	**3,000,000**	**0**	**0**	**0**	**0**	**0**	**3,000,000**

Estimated Annual Impact on the Operating Budget

Bond Life	Debt Service Payment	Operating Costs	Attributable Revenue	Net Operating Budget Impact
10 Years	$388,514	$0	$0	$388,514

Hall of Justice Court Requested Improvements

Project Description This project will fund New York State Unified Courts System (Courts) requested building modifications at the Hall of Justice. The County will act as the project manager/contractor for these modifications and pay for them from this capital fund. The Courts will reimburse the County for the costs of the modifications, resulting in no additional expense to the County.

Environmental Review This project is a Type II Action and will not require further environmental review.

Funding Details

Funding	2024	2025	2026	2027	2028	2029	Total Cost 6 Years
s	200,000	0	0	200,000	0	0	400,000
Total	**200,000**	**0**	**0**	**200,000**	**0**	**0**	**400,000**

Estimated Annual Impact on the Operating Budget

Bond Life	Debt Service Payment	Operating Costs	Attributable Revenue	Net Operating Budget Impact
0 Years	$0	$0	$0	$0

General HVAC & MEP Improvements of County Buildings

Project Description This project funds improvements to County buildings that address health, safety, and code concerns. Improvements include the planning, design, and construction (replacement, rehabilitation or reconstruction) of various building systems, including MEP, HVAC, lighting, energy, and security.

Environmental Review This project is a Type II Action and will not require further environmental review.

Funding Details

Funding	2024	2025	2026	2027	2028	2029	Total Cost 6 Years
c	0	400,000	0	350,000	0	250,000	1,000,000
Total	**0**	**400,000**	**0**	**350,000**	**0**	**250,000**	**1,000,000**

Estimated Annual Impact on the Operating Budget

Bond Life	Debt Service Payment	Operating Costs	Attributable Revenue	Net Operating Budget Impact
10 Years	$71,228	$0	$0	$71,228

General Building Envelope and Site Improvements of County Buildings

Project Description This project funds improvements to County buildings that address health, safety, and code concerns. Improvements include the planning, design, and construction (replacement, rehabilitation or reconstruction) of various building envelope components, such as brick and masonry, windows, roofs, site improvements.

Environmental Review This project is a Type II Action and will not require further environmental review.

Funding Details

Funding	2024	2025	2026	2027	2028	2029	Total Cost 6 Years
c	0	1,000,000	0	1,000,000	0	1,000,000	3,000,000
Total	**0**	**1,000,000**	**0**	**1,000,000**	**0**	**1,000,000**	**3,000,000**

Estimated Annual Impact on the Operating Budget

Bond Life	Debt Service Payment	Operating Costs	Attributable Revenue	Net Operating Budget Impact
15 Years	$144,513	$0	$0	$144,513

Hall of Justice Sally Port

Project Description This project includes the construction of a Sally Port that will allow State and Local Corrections vehicles to access the Hall of Justice. This will allow inmates to be transferred in and out of the courts in a secure manner. The Sally Port is proposed to be constructed on the Exchange Blvd. side of the Hall of Justice, on the northeast corner.

Environmental Review This project is a Type II Action and will not require further environmental review.

Funding Details

Funding	2024	2025	2026	2027	2028	2029	Total Cost 6 Years
c	0	3,000,000	0	0	0	0	3,000,000
Total	**0**	**3,000,000**	**0**	**0**	**0**	**0**	**3,000,000**

Estimated Annual Impact on the Operating Budget

Bond Life	Debt Service Payment	Operating Costs	Attributable Revenue	Net Operating Budget Impact
10 Years	$323,761	$0	$0	$323,761

Hall of Justice Reconstruction

Project Description The Hall of Justice is over 40 years old and much of the infrastructure is in need of reconstruction. This project will fund phased improvements to various building systems, including MEP, HVAC, steam, chilled water, lighting, energy, and security. Projects will also include interior renovations and reconfigurations to meet the functional needs of the building occupants. This project may be designed and documented as a green project and as a potential candidate for green bond financing.

Environmental Review This project is a Type II Action and will not require further environmental review.

Funding Details

Funding	2024	2025	2026	2027	2028	2029	Total Cost 6 Years
c	0	675,000	0	1,825,000	0	675,000	3,175,000
Total	**0**	**675,000**	**0**	**1,825,000**	**0**	**675,000**	**3,175,000**

Estimated Annual Impact on the Operating Budget

Bond Life	Debt Service Payment	Operating Costs	Attributable Revenue	Net Operating Budget Impact
25 Years	$112,637	$0	$0	$112,637

Civic Center Complex Reconstruction

Project Description The Civic Center Complex buildings are approximately 40 years old and much of the infrastructure is in need of reconstruction to improve building operations. This project will fund phased improvements to various building systems, including MEP, HVAC, masonry and structural, utilities, life safety, and security.

Environmental Review This project is a Type II Action and will not require further environmental review.

Funding Details

Funding	2024	2025	2026	2027	2028	2029	Total Cost 6 Years
c	0	675,000	0	825,000	0	750,000	2,250,000
Total	**0**	**675,000**	**0**	**825,000**	**0**	**750,000**	**2,250,000**

Estimated Annual Impact on the Operating Budget

Bond Life	Debt Service Payment	Operating Costs	Attributable Revenue	Net Operating Budget Impact
10 Years	$142,455	$0	$0	$142,455

Fleet Maintenance Building Improvements

Project Description This project includes the rehabilitation of various buildings and infrastructure systems at the Fleet Operations Center.

Environmental Review This project is a Type II Action and will not require further environmental review.

Funding Details

Funding	2024	2025	2026	2027	2028	2029	Total Cost 6 Years
c	0	0	500,000	2,000,000	0	0	2,500,000
Total	**0**	**0**	**500,000**	**2,000,000**	**0**	**0**	**2,500,000**

Estimated Annual Impact on the Operating Budget

Bond Life	Debt Service Payment	Operating Costs	Attributable Revenue	Net Operating Budget Impact
10 Years	$172,673	$0	$0	$172,673

Westfall Building Reconstruction

Project Description This project includes phased improvements to various building systems, including MEP, HVAC, masonry and structural, building envelope (windows, doors, walls, and roof), lighting, energy, security, hazardous material abatement, and parking areas. This project may be designed and documented as a green project and as a potential candidate for green bond financing.

Environmental Review This project is a Type II Action and will not require further environmental review.

Funding Details

Funding	2024	2025	2026	2027	2028	2029	Total Cost 6 Years
c	0	0	0	0	2,800,000	8,000,000	10,800,000
Total	**0**	**0**	**0**	**0**	**2,800,000**	**8,000,000**	**10,800,000**

Estimated Annual Impact on the Operating Budget

Bond Life	Debt Service Payment	Operating Costs	Attributable Revenue	Net Operating Budget Impact
20 Years	$181,883	$0	$0	$181,883

CityPlace General Improvements

Project Description CityPlace is over 100 years old and much of the infrastructure is in need of reconstruction. This project will fund phased improvements to various building systems, including MEP, HVAC, masonry and structural, building envelope (windows, doors, walls, and roof), lighting, energy, security, hazardous material abatement, and parking areas. This project may be designed and documented as a green project and as a potential candidate for green bond financing.

Environmental Review This project is a Type II Action and will not require further environmental review.

Funding Details

Funding	2024	2025	2026	2027	2028	2029	Total Cost 6 Years
c	0	0	0	0	1,250,000	750,000	2,000,000
Total	**0**	**0**	**0**	**0**	**1,250,000**	**750,000**	**2,000,000**

Estimated Annual Impact on the Operating Budget

Bond Life	Debt Service Payment	Operating Costs	Attributable Revenue	Net Operating Budget Impact
10 Years	$70,148	$0	$0	$70,148

General County Building Roof Replacements

Project Description Assessment and repair and/or replacement of aged roofs on County-owned buildings.

Environmental Review This project is a Type II Action and will not require further environmental review.

Funding Details

Funding	2024	2025	2026	2027	2028	2029	Total Cost 6 Years
c	0	0	0	0	0	250,000	250,000
Total	**0**	**0**	**0**	**0**	**0**	**250,000**	**250,000**

Estimated Annual Impact on the Operating Budget

Bond Life	Debt Service Payment	Operating Costs	Attributable Revenue	Net Operating Budget Impact
15 Years	$4,014	$0	$0	$4,014

Civic Center Complex Chiller Plant Improvements

Project Description Replace chillers 1 and 2.

Environmental Review This project is a Type II Action and will not require further environmental review.

Funding Details

Funding	2024	2025	2026	2027	2028	2029	Total Cost 6 Years
c	0	0	0	0	0	250,000	250,000
Total	**0**	**0**	**0**	**0**	**0**	**250,000**	**250,000**

Estimated Annual Impact on the Operating Budget

Bond Life	Debt Service Payment	Operating Costs	Attributable Revenue	Net Operating Budget Impact
10 Years	$5,396	$0	$0	$5,396

Department of Environmental Services - Solid Waste

Monroe County's Solid Waste Management is an integrated program utilizing recycling, volume reduction, and land disposal. Many materials can be recycled, some composted and others landfilled. The County's program responds to this diversity of needs by redirecting materials from disposal for their reuse and reduction to extend the life of landfills and protect the environment.

Status of Previously Programmed Projects

The following Solid Waste Improvements have been completed at the Monroe County Recycling Center and Resource Recovery Facility complex in recent years:

- Completion of a Solid Waste Improvement Assessment Report that identified the areas of the complex that required structural, mechanical, and electrical improvements.
- Replacement of the Recycling Center's air conditioning unit.
- To improve air quality in the solid waste tipping area, four (4) roof exhaust fans were replaced in the Resource Recovery Facility building.
- Replacement of the overhead door at the Resource Recovery Facility.

The completion of the Gloria Drive Landfill Master Plan was completed in 2019. The Plan identified areas at the landfill requiring improvements; the design of improvements will begin in 2025.

Department of Environmental Services - Solid Waste Program Summary Table

Project Name	Funding	Budget	Annual Project Cost					Total Cost 6 Years
		2024	2025	2026	2027	2028	2029	
Recycling Center & Resource Recovery Facility Improvements	ec	600,000	600,000	600,000	600,000	600,000	600,000	3,600,000
	Total	**600,000**	**600,000**	**600,000**	**600,000**	**600,000**	**600,000**	**3,600,000**
Northeast Quadrant (Gloria Drive) Landfill Improvements	e	0	500,000	2,500,000	2,500,000	0	500,000	6,000,000
	Total	**0**	**500,000**	**2,500,000**	**2,500,000**	**0**	**500,000**	**6,000,000**
Italics denotes a new project	Enterprise	0	500,000	2,500,000	2,500,000	0	500,000	6,000,000
	Enterprise Cash	600,000	600,000	600,000	600,000	600,000	600,000	3,600,000
	Department Total	**600,000**	**1,100,000**	**3,100,000**	**3,100,000**	**600,000**	**1,100,000**	**9,600,000**

Recycling Center & Resource Recovery Facility Improvements

Project Description

This project includes phased improvements to the MCRC and RRF facilities infrastructure and building systems, including MEP, HVAC, masonry and structural, envelope (windows, doors, walls, and roof), utilities, lighting, energy, security, hazardous material abatement, and parking areas. This initial phase of this project includes evaluation, planning, and design of improvements. This project may be designed and documented as a green project and as a potential candidate for green bond financing.

Environmental Review

This project is a Type II Action and will not require further environmental review.

Funding Details

Funding	2024	2025	2026	2027	2028	2029	Total Cost 6 Years
ec	600,000	600,000	600,000	600,000	600,000	600,000	3,600,000
Total	**600,000**	**600,000**	**600,000**	**600,000**	**600,000**	**600,000**	**3,600,000**

Estimated Annual Impact on the Operating Budget

Bond Life	Debt Service Payment	Operating Costs	Attributable Revenue	Net Operating Budget Impact
0 Years	$0	$600,000	$600,000	$0

Northeast Quadrant (Gloria Drive) Landfill Improvements

Project Description

The Northeast Quadrant Landfill was operated from approximately 1975-1980 to provide solid waste disposal. The site was subsequently closed per the NYSDOH regulations at the time. The Landfill has been closed for greater than 30 years, but monitoring and maintenance is still performed by the County. This funding request is a response to the evaluation that was conducted to evaluate alternatives for improved landfill post-closure monitoring and maintenance as well as compatible long term uses for the landfill.

Environmental Review

This project is a Type II Action and will not require further environmental review.

Funding Details

Funding	2024	2025	2026	2027	2028	2029	Total Cost 6 Years
e	0	500,000	2,500,000	2,500,000	0	500,000	6,000,000
Total	**0**	**500,000**	**2,500,000**	**2,500,000**	**0**	**500,000**	**6,000,000**

Estimated Annual Impact on the Operating Budget

Bond Life	Debt Service Payment	Operating Costs	Attributable Revenue	Net Operating Budget Impact
20 Years	$274,162	$0	$274,162	$0

Department of Parks

The Monroe County Department of Parks is responsible for the operation and maintenance of approximately 12,000 acres of parkland throughout the County. The Department also maintains park buildings and recreational facilities, including picnic areas, trails, shelters and lodges, beach areas, boat launches, memorials, arboretums, wetlands, sledding hills, ice skating rinks, a community center, ski slopes, and play areas. It houses a zoological collection of over 300 animals. It maintains an extensive horticultural collection and arboretum. The Department collaborates with the community to sponsor a number of special attractions at the Highland Park Bowl and the Ontario Performance Pavilion; programs at Springdale Farm, Seneca Park Zoo, Lamberton Conservatory, and in the City of Rochester; and organizations such as the Landmark Society, Olmsted Alliance, Highland Park Conservancy, Mendon Foundation, Swain Resort, Reidman Foundation, Cornell Cooperative Extension, and the Ontario Beach Park Program Committee.

Status of Previously Programmed Projects

- Restroom renovation projects throughout the park system are underway with demolition of old fixtures and fittings complete and new fixtures being installed, with the goal of reopening affected parks restroom facilities throughout 2023 for peak usage periods.
- The construction of the new Overlook Restrooms at Highland Park is underway and will be completed by Summer 2023.
- New roofs were put on 12 parks structures throughout 2022, including 5 roofs completed in-house by Parks Dept. staff.
- Approximately $2 million in paving projects, touching almost every park in the system, were completed in 2022.
- Improvements to county golf courses, including new tee boxes, ball washers, and equipment upgrades will be rolled out in Spring 2023, with more significant drainage and irrigation work to commence in Summer 2023.
- The new irrigation system at Churchville Golf Course was substantially completed in the fall of 2022, with final system programming and configuration to take place in early 2023.
- The equipment for a substantial playground upgrade at Powder Mills Park has been ordered and received, and will be installed during the 2023 construction season.
- Site preparation such as grading and stoning were completed for new pickleball courts at Mendon and Black Creek Parks, with the installation of the play surface scheduled for Spring 2023.
- The design for a new spray park at Ontario Beach Park has been completed and equipment for the park ordered.
- A new artificial ice rink was purchased, installed, and used for the Winter 2022-2023 season at Ontario Beach Park.
- Improvements to the HVAC system and ground floor restrooms are under construction at the Roger Robach Community Center and will be completed in 2023.
- The steam heat system at Highland Park's Lamberton Conservatory has been almost completely replaced, with all piping and radiator work completed in 2022 and boiler replacement to take place in 2023.

Department of Parks Program Summary Table

Project Name	Funding	Budget	Annual Project Cost					Total Cost 6 Years
		2024	2025	2026	2027	2028	2029	
Buildings and Structures	cc	250,000	500,000	250,000	500,000	250,000	500,000	2,250,000
	Total	**250,000**	**500,000**	**250,000**	**500,000**	**250,000**	**500,000**	**2,250,000**
Parks Heavy Duty Equipment	cc	500,000	150,000	500,000	150,000	500,000	150,000	1,950,000
	Total	**500,000**	**150,000**	**500,000**	**150,000**	**500,000**	**150,000**	**1,950,000**
Parks Light Duty Equipment	cc	150,000	50,000	150,000	50,000	150,000	50,000	600,000
	Total	**150,000**	**50,000**	**150,000**	**50,000**	**150,000**	**50,000**	**600,000**
Parks Replacement Vehicles	cc	200,000	100,000	200,000	100,000	200,000	100,000	900,000
	Total	**200,000**	**100,000**	**200,000**	**100,000**	**200,000**	**100,000**	**900,000**

Department of Parks Program Summary Table, *continued*

Project Name	Funding	Budget	Annual Project Cost					Total Cost 6 Years
		2024	2025	2026	2027	2028	2029	
Utilities, Access and Site Improvements	cc	193,000	493,000	193,000	493,000	193,000	493,000	2,058,000
	Total	**193,000**	**493,000**	**193,000**	**493,000**	**193,000**	**493,000**	**2,058,000**
Golf Heavy Equipment	c	400,000	0	0	0	400,000	0	800,000
	Total	**400,000**	**0**	**0**	**0**	**400,000**	**0**	**800,000**
Golf Light Equipment	c	138,000	0	0	0	138,000	0	276,000
	Total	**138,000**	**0**	**0**	**0**	**138,000**	**0**	**276,000**
Highland Park - Master Plan Improvements	c	700,000	0	0	0	0	0	700,000
	Total	**700,000**	**0**	**0**	**0**	**0**	**0**	**700,000**
Churchville Park - Master Plan Update	c	80,000	0	0	0	0	0	80,000
	Total	**80,000**	**0**	**0**	**0**	**0**	**0**	**80,000**
Greece Canal Park - Master Plan Improvements	c	50,000	600,000	0	0	0	0	650,000
	Total	**50,000**	**600,000**	**0**	**0**	**0**	**0**	**650,000**
Ontario Beach Park - Master Plan Improvements	c	0	0	100,000	800,000	0	0	900,000
	Total	**0**	**0**	**100,000**	**800,000**	**0**	**0**	**900,000**
Black Creek Park - Master Plan Improvements	c	0	0	0	100,000	720,000	0	820,000
	Total	**0**	**0**	**0**	**100,000**	**720,000**	**0**	**820,000**
Oatka Creek Park - Master Plan Improvements	c	0	0	0	0	80,000	150,000	230,000
	Total	**0**	**0**	**0**	**0**	**80,000**	**150,000**	**230,000**
Mendon Ponds Labor Center	c	0	0	0	0	0	650,000	650,000
	Total	**0**	**0**	**0**	**0**	**0**	**650,000**	**650,000**
Italics denotes a new project	County	1,368,000	600,000	100,000	900,000	1,338,000	800,000	5,106,000
	County Cash	1,293,000	1,293,000	1,293,000	1,293,000	1,293,000	1,293,000	7,758,000
	Department Total	**2,661,000**	**1,893,000**	**1,393,000**	**2,193,000**	**2,631,000**	**2,093,000**	**12,864,000**

Buildings and Structures

Project Description

This continuing project provides funds for: upgrading buildings and structures to provide handicapped access and use; meeting building and fire code requirements and other standards; major structural repairs and improvements to buildings, such as new roofs, energy conservation improvements, and heating and ventilation systems; construction of new support facilities, such as storage barns, picnic facilities, playgrounds, restrooms, and shelters; and construction and rehabilitation of bridges and other structures. Emphasis is on making improvements in the most heavily used parks and for projects involving public health and safety concerns, particularly restrooms and meeting ADA requirements.

Environmental Review

This project is a Type II Action and will not require further environmental review.

Funding Details

Funding	2024	2025	2026	2027	2028	2029	Total Cost 6 Years
cc	250,000	500,000	250,000	500,000	250,000	500,000	2,250,000
Total	**250,000**	**500,000**	**250,000**	**500,000**	**250,000**	**500,000**	**2,250,000**

Estimated Annual Impact on the Operating Budget

Bond Life	Debt Service Payment	Operating Costs	Attributable Revenue	Net Operating Budget Impact
0 Years	$0	$375,833	$0	$375,833

Parks Heavy Duty Equipment

Project Description This project involves the purchase of heavy duty equipment for County Parks maintenance activities. Items to be purchased in each capital year of the program are to supplement existing equipment or replace worn and outdated equipment.

Environmental Review This project is a Type II Action and will not require further environmental review.

Funding Details

Funding	2024	2025	2026	2027	2028	2029	Total Cost 6 Years
cc	500,000	150,000	500,000	150,000	500,000	150,000	1,950,000
Total	**500,000**	**150,000**	**500,000**	**150,000**	**500,000**	**150,000**	**1,950,000**

Estimated Annual Impact on the Operating Budget

Bond Life	Debt Service Payment	Operating Costs	Attributable Revenue	Net Operating Budget Impact
0 Years	$0	$325,000	$0	$325,000

Parks Light Duty Equipment

Project Description This project provides for the purchase of light duty equipment used for maintenance and construction work in the County's park system. Items to be purchased in each year of the capital program are to supplement existing equipment or replace worn and outdated equipment. This project may be designed and documented as a green project and as a potential candidate for green bond financing.

Environmental Review This project is a Type II Action and will not require further environmental review.

Funding Details

Funding	2024	2025	2026	2027	2028	2029	Total Cost 6 Years
cc	150,000	50,000	150,000	50,000	150,000	50,000	600,000
Total	**150,000**	**50,000**	**150,000**	**50,000**	**150,000**	**50,000**	**600,000**

Estimated Annual Impact on the Operating Budget

Bond Life	Debt Service Payment	Operating Costs	Attributable Revenue	Net Operating Budget Impact
0 Years	$0	$100,000	$0	$100,000

Parks Replacement Vehicles

Project Description This project provides for the replacement of unmodified passenger vehicles used by the Parks Department such as courier vehicles, staff pool vehicles, utility vans and park pick-up trucks.

Environmental Review This project is a Type II Action and will not require further environmental review.

Funding Details

Funding	2024	2025	2026	2027	2028	2029	Total Cost 6 Years
cc	200,000	100,000	200,000	100,000	200,000	100,000	900,000
Total	**200,000**	**100,000**	**200,000**	**100,000**	**200,000**	**100,000**	**900,000**

Estimated Annual Impact on the Operating Budget

Bond Life	Debt Service Payment	Operating Costs	Attributable Revenue	Net Operating Budget Impact
0 Years	$0	$150,000	$0	$150,000

Utilities, Access and Site Improvements

Project Description

This project provides for reconstruction and improvements to roads, parking areas, walkways, trails, bridges, patios, stairs, and associated improvements such as lighting, grading and landscaping throughout the entire parks system. Improvements included in this program have been identified in various park master plans. Also provided for are: new/replacement energy efficient security lighting for roads, parking lots, related facilities, and selected walkways; erosion protection measures for steep slopes/stream banks; drainage improvements to increase usability of recreation facilities; repair/replacement of main sewer, water, electric, gas, and phone lines, septic systems, pump stations and pumps, and meters; new utility service lines on a site specific, as needed basis; and handicapped accessibility. The emphasis is to fund heavily used parks and for public health and safety concerns.

Environmental Review

This project is a Type II Action and will not require further environmental review.

Funding Details

Funding	2024	2025	2026	2027	2028	2029	Total Cost 6 Years
cc	193,000	493,000	193,000	493,000	193,000	493,000	2,058,000
Total	**193,000**	**493,000**	**193,000**	**493,000**	**193,000**	**493,000**	**2,058,000**

Estimated Annual Impact on the Operating Budget

Bond Life	Debt Service Payment	Operating Costs	Attributable Revenue	Net Operating Budget Impact
0 Years	$0	$343,000	$0	$343,000

Golf Heavy Equipment

Project Description

This project involves the purchase of heavy duty equipment for the three municipal golf courses owned and operated by Monroe County. Items to be purchased in each capital year of the program are to supplement existing equipment or replace worn and outdated equipment.

Environmental Review

This project is a Type II Action and will not require further environmental review.

Funding Details

Funding	2024	2025	2026	2027	2028	2029	Total Cost 6 Years
c	400,000	0	0	0	400,000	0	800,000
Total	**400,000**	**0**	**0**	**0**	**400,000**	**0**	**800,000**

Estimated Annual Impact on the Operating Budget

Bond Life	Debt Service Payment	Operating Costs	Attributable Revenue	Net Operating Budget Impact
15 Years	$51,383	$0	$0	$51,383

Golf Light Equipment

Project Description

This project involves the purchase of light duty equipment for the three municipal golf courses owned and operated by Monroe County. Items to be purchased in each capital year of the program are to supplement existing equipment or replace worn and outdated equipment.

Environmental Review

This project is a Type II Action and will not require further environmental review.

Funding Details

Funding	2024	2025	2026	2027	2028	2029	Total Cost 6 Years
c	138,000	0	0	0	138,000	0	276,000
Total	**138,000**	**0**	**0**	**0**	**138,000**	**0**	**276,000**

Estimated Annual Impact on the Operating Budget

Bond Life	Debt Service Payment	Operating Costs	Attributable Revenue	Net Operating Budget Impact
5 Years	$37,187	$0	$0	$37,187

Highland Park - Master Plan Improvements

Project Description This project involves the design and construction of Master Plan improvements at Highland Park. Improvements include: rehabilitated pathways, tree and shrub collection improvements, road and parking reconstruction, building rehabilitation, handicapped access and infrastructure upgrades. In addition, the Parks Department will begin urgent repairs to masonry at the historic Warner Castle, particularly its towers.

Environmental Review This project is a Type II Action and will not require further environmental review.

Funding Details

Funding	2024	2025	2026	2027	2028	2029	Total Cost 6 Years
c	700,000	0	0	0	0	0	700,000
Total	**700,000**	**0**	**0**	**0**	**0**	**0**	**700,000**

Estimated Annual Impact on the Operating Budget

Bond Life	Debt Service Payment	Operating Costs	Attributable Revenue	Net Operating Budget Impact
15 Years	$67,440	$0	$0	$67,440

Churchville Park - Master Plan Update

Project Description This project is an update of the Churchville Park Master Plan. The current plan was adopted in 2001. The update will assess park resources, recreational opportunities, buildings and infrastructure, and the golf course.

Environmental Review This project is a Type II Action and will not require further environmental review.

Funding Details

Funding	2024	2025	2026	2027	2028	2029	Total Cost 6 Years
c	80,000	0	0	0	0	0	80,000
Total	**80,000**	**0**	**0**	**0**	**0**	**0**	**80,000**

Estimated Annual Impact on the Operating Budget

Bond Life	Debt Service Payment	Operating Costs	Attributable Revenue	Net Operating Budget Impact
15 Years	$7,707	$0	$0	$7,707

Greece Canal Park - Master Plan Improvements

Project Description This project involves the design of Master Plan improvements at Greece Canal Park. Projects include roads, parking, trails, playfields, lodges, shelters, playgrounds, handicapped access, and related utilities, site work, and landscaping.

Environmental Review This project is a Type II Action and will not require further environmental review.

Funding Details

Funding	2024	2025	2026	2027	2028	2029	Total Cost 6 Years
c	50,000	600,000	0	0	0	0	650,000
Total	**50,000**	**600,000**	**0**	**0**	**0**	**0**	**650,000**

Estimated Annual Impact on the Operating Budget

Bond Life	Debt Service Payment	Operating Costs	Attributable Revenue	Net Operating Budget Impact
5 Years	$125,111	$-10,000	$0	$115,111

Ontario Beach Park - Master Plan Improvements

Project Description This project is to implement Master Plan improvements and Charlotte Community Association "Port of Rochester and Area Vision Plan" inspired projects at Ontario Beach Park. Projects will include significant renovations to the Roger Robach Community Center, renovation of existing structures including the "Snack Shack" to return basic concessions to the park, and potentially the addition of a small ice skating rink adjacent to the Robach center.

Environmental Review This project is a Type II Action and will not require further environmental review.

Funding Details

Funding	2024	2025	2026	2027	2028	2029	Total Cost 6 Years
c	0	0	100,000	800,000	0	0	900,000
Total	**0**	**0**	**100,000**	**800,000**	**0**	**0**	**900,000**

Estimated Annual Impact on the Operating Budget

Bond Life	Debt Service Payment	Operating Costs	Attributable Revenue	Net Operating Budget Impact
5 Years	$107,788	$0	$0	$107,788

Black Creek Park - Master Plan Improvements

Project Description This project involves the design of Master Plan improvements at Black Creek Park. Projects include roads, parking, trails, playfields, lodges, shelters, playgrounds, handicapped access, and related utilities, site work, and landscaping.

Environmental Review This project is a Type II Action and will not require further environmental review.

Funding Details

Funding	2024	2025	2026	2027	2028	2029	Total Cost 6 Years
c	0	0	0	100,000	720,000	0	820,000
Total	**0**	**0**	**0**	**100,000**	**720,000**	**0**	**820,000**

Estimated Annual Impact on the Operating Budget

Bond Life	Debt Service Payment	Operating Costs	Attributable Revenue	Net Operating Budget Impact
5 Years	$66,983	$-10,000	$0	$56,983

Oatka Creek Park - Master Plan Improvements

Project Description This project seeks to update the master plan for Oatka Creek Park, one of the county system's least developed and utilized parks, and set aside some funding for beginning to implement any priorities identified in the plan. The current plan was created in 1970s, and an updated plan would help the department determine better usage for this underdeveloped potential asset on the west side of Monroe County.

Environmental Review This project is a Type II Action and will not require further environmental review.

Funding Details

Funding	2024	2025	2026	2027	2028	2029	Total Cost 6 Years
c	0	0	0	0	80,000	150,000	230,000
Total	**0**	**0**	**0**	**0**	**80,000**	**150,000**	**230,000**

Estimated Annual Impact on the Operating Budget

Bond Life	Debt Service Payment	Operating Costs	Attributable Revenue	Net Operating Budget Impact
5 Years	$11,934	$0	$0	$11,934

Mendon Ponds Labor Center

Project Description

This project will replace the existing Labor Center at Mendon Ponds, an aging structure in poor condition, with a modern labor center that will better serve the needs of maintenance and operations staff based on the park for office space, vehicle bays, maintenance areas and workshops and secure storage.

Environmental Review

This project is a Type II Action and will not require further environmental review.

Funding Details

Funding	2024	2025	2026	2027	2028	2029	Total Cost 6 Years
c	0	0	0	0	0	650,000	650,000
Total	**0**	**0**	**0**	**0**	**0**	**650,000**	**650,000**

Estimated Annual Impact on the Operating Budget

Bond Life	Debt Service Payment	Operating Costs	Attributable Revenue	Net Operating Budget Impact
20 Years	$8,693	$0	$0	$8,693

Department of Parks - Seneca Park Zoo

The Seneca Park Zoo has been open and exhibiting to the public since the 1890s. It is considered a mid-size zoo, currently populated with approximately 300 animals, representing over 100 species, including nearly 20 that are endangered. The Zoo's 20 acres of naturalistic, ecosystem-themed habitats include the Genesee Trail, Creatures from the River's Edge, Center for Biodiversity Exploration, Cold Asia, Rocky Coasts including an Underwater Gallery, A Step Into Africa, Animals of the Savanna and a number of other animal habitats.

The Seneca Park Zoo is a unique facility, located within a historic public park, designed by Frederick Law Olmsted, and operated by Monroe County with the Seneca Park Zoo Society as its not-for-profit support organization. The Zoo's goals of education, conservation action, and commitment to our community are effectively communicated by its guiding principles.

Mission: Seneca Park Zoo inspires our community to connect, care for and conserve wildlife and wild places.

Vision: Seneca Park Zoo will be a leader in education and conservation action for species survival.

From 2006 to the present, the Seneca Park Zoo has undergone a remarkable transformation through capital funding from Monroe County, as well as the fundraising efforts of the Seneca Park Zoo Society. Beginning with construction of A Step Into Africa and continuing with Cold Asia and Animals of the Savanna, the footprint of the Zoo has doubled in size. In 2018, the Zoo's antiquated Main Zoo Building was demolished, clearing the way for a planned Tropics Complex and ensuring continued accreditation by the Association of Zoos & Aquariums.

Status of Previously Programmed Projects

- The Trailside Cafe restaurant and adjoining restrooms are fully functional, as construction and full commissioning were completed in 2022, adding indoor seating and much-needed full catering kitchen facilities to the Zoo.
- Preparation for the Tropics Complex and Main Entry Plaza construction, including the construction of the Seneca Park Zoo East Service Road and Utility Relocations, is currently underway and is expected to be completed by the end of the second quarter of 2023.
- Final design for the Tropics Complex will be completed in the first quarter of 2023, with construction expected to commence in Fall 2023.
- FInal design of the Main Entry Plaza, which will replace existing ticketing, gift shop, and guest services facilities at the front of the zoo, along with providing additional staff workspace, will be completed in the third quarter of 2023, with construction expected to commence in Winter 2024.

Department of Parks - Seneca Park Zoo Program Summary Table

Project Name	Funding	Budget	Annual Project Cost					Total Cost 6 Years
		2024	2025	2026	2027	2028	2029	
Facilities and Grounds	c	0	150,000	0	500,000	0	700,000	1,350,000
	Total	**0**	**150,000**	**0**	**500,000**	**0**	**700,000**	**1,350,000**
Zoo Heavy Duty Equipment	c	0	250,000	0	0	0	250,000	500,000
	Total	**0**	**250,000**	**0**	**0**	**0**	**250,000**	**500,000**
Zoo Light Duty Equipment	c	0	100,000	0	0	0	50,000	150,000
	Total	**0**	**100,000**	**0**	**0**	**0**	**50,000**	**150,000**
Tank Rehabilitation	c	0	0	0	0	0	1,000,000	1,000,000
	Total	**0**	**0**	**0**	**0**	**0**	**1,000,000**	**1,000,000**
Italics denotes a new project	County	0	500,000	0	500,000	0	2,000,000	3,000,000
	Department Total	**0**	**500,000**	**0**	**500,000**	**0**	**2,000,000**	**3,000,000**

Facilities and Grounds

Project Description This project provides funds for upgrading and improving Seneca Park Zoo and Seneca Park facilities and grounds, including: exhibit construction and improvement, ADA access, new roofs, windows, HVAC, energy conservation, support facilities, restrooms and concessions, signage and interpretive materials, parking and circulation, pathways, playgrounds, security, landscaping, lighting, drainage, utilities and fiber, and visitor amenities.

Environmental Review This project is a Type II Action and will not require further environmental review.

Funding Details

Funding	2024	2025	2026	2027	2028	2029	Total Cost 6 Years
c	0	150,000	0	500,000	0	700,000	1,350,000
Total	**0**	**150,000**	**0**	**500,000**	**0**	**700,000**	**1,350,000**

Estimated Annual Impact on the Operating Budget

Bond Life	Debt Service Payment	Operating Costs	Attributable Revenue	Net Operating Budget Impact
15 Years	$47,368	$-25,000	$0	$22,368

Zoo Heavy Duty Equipment

Project Description This project involves the purchase of heavy duty equipment for Seneca Park Zoo. Items to be purchased in each capital year of the program are to supplement existing equipment or replace worn and outdated equipment. Specifically, in 2025, this funding will be targeted at the purchase of a light bus or other similar passenger vehicle to facilitate increased attendance and use of overflow parking expected due to the opening of the new Tropics Complex that year.

Environmental Review This project is a Type II Action and will not require further environmental review.

Funding Details

Funding	2024	2025	2026	2027	2028	2029	Total Cost 6 Years
c	0	250,000	0	0	0	250,000	500,000
Total	**0**	**250,000**	**0**	**0**	**0**	**250,000**	**500,000**

Estimated Annual Impact on the Operating Budget

Bond Life	Debt Service Payment	Operating Costs	Attributable Revenue	Net Operating Budget Impact
15 Years	$24,086	$0	$0	$24,086

Zoo Light Duty Equipment

Project Description This project provides for the purchase of light duty equipment used for maintenance and operations at Seneca Park Zoo. Items to be purchased in each year of the capital program are to supplement existing equipment or replace worn and outdated equipment. Specifically, in 2025, the Zoo will be increasing its fleet of equipment such as golf carts and ATVs need for "back of house" operations at the new Tropics Complex.

Environmental Review This project is a Type II Action and will not require further environmental review.

Funding Details

Funding	2024	2025	2026	2027	2028	2029	Total Cost 6 Years
c	0	100,000	0	0	0	50,000	150,000
Total	**0**	**100,000**	**0**	**0**	**0**	**50,000**	**150,000**

Estimated Annual Impact on the Operating Budget

Bond Life	Debt Service Payment	Operating Costs	Attributable Revenue	Net Operating Budget Impact
5 Years	$21,173	$0	$0	$21,173

Tank Rehabilitation

Project Description

This project will fund refurbishment of the aquarium tank at Seneca Park Zoo, which is anticipated to be finished in 2024 and will be five years old in 2029, to ensure its continued integrity and safety. Funds could be used for the procurement of updated and new exhibit materials and potential upgrades to the efficiency of the operation of the aquarium itself, including life support systems.

Environmental Review

This project is a Type II Action and will not require further environmental review.

Funding Details

Funding	2024	2025	2026	2027	2028	2029	Total Cost 6 Years
c	0	0	0	0	0	1,000,000	1,000,000
Total	**0**	**0**	**0**	**0**	**0**	**1,000,000**	**1,000,000**

Estimated Annual Impact on the Operating Budget

Bond Life	Debt Service Payment	Operating Costs	Attributable Revenue	Net Operating Budget Impact
15 Years	$16,057	$0	$0	$16,057

Department of Transportation - Highways and Bridges

The Highway and Bridge Engineering Division is responsible for the engineering, construction, and operations of approximately 665 centerline miles (1,494 lane miles) of highways. These highways range from two lane rural roads to four and five lane urban arterials. Specific highway sections have been identified for the capital improvement program based on bi-annual Pavement Condition Ratings, field reviews and maintenance history.

In accordance with Section 131-k of the State Highway Law, the County has undertaken a program to fund the reconstruction of select City streets that function as arterials. In projects of this type, County funds may be used only for engineering design, construction inspection, and for actual costs of construction of highway elements within the curb-to-curb width. Utility displacement, sidewalks, separated bicycle facilities and right-of-way costs must be borne by the City.

This Division is also responsible for engineering, construction, inspection, operation and maintenance of 124 bridges and 346 major culverts on the County's highway system, including the Irondequoit Bay Outlet Bridge (IBOB). It is also responsible, via an agreement with NYSDOT, for the operation and maintenance of the Colonel Patrick H. O'Rorke Memorial Bridge. Specific bridges have been identified for the capital improvement program through an inventory of all County bridges compiled from detailed biennial inspection reports coordinated by NYSDOT. All bridges are condition-rated on a Statewide and Federal rating system. These ratings are the key elements used in prioritizing and programming bridges for capital improvements. Specific culverts have been chosen for capital improvements solely through inventory and inspection efforts of County staff. A condition rating system similar to that used for bridges is used to prioritize and program culverts for capital improvements. County DOT staff inspects all bridges and major culverts every four years.

Status of Previously Programmed Highway Projects

Projects that will be completed or under construction in 2023 include:

- Middle Road
- Hinchey Road
- 2023 Highway Maintenance Mini-Bid

Projects that are currently in planning or design and will begin construction in 2024 or later include:

- Calkins Road
- East River Road
- Highway Preventive Maintenance #10
- Highway Preventive Maintenance #11
- Phillips Road
- Thomas Avenue

Status of Previously Programmed Bridge/Culvert Projects

Projects that will be completed or under construction in 2023 include:

- Aldrich Road culvert
- Stone Road culverts (2)
- Westside Drive culvert

Projects that are currently in planning or design and will begin construction in 2023 or later include:

- Robertson Road culvert
- Redman Road culverts (2)
- Attridge Road culvert
- North Hamlin Road Bridge
- Taylor Road Bridge

Department of Transportation - Highways and Bridges Program Summary Table

Project Name	Funding	Budget	Annual Project Cost					Total Cost
		2024	2025	2026	2027	2028	2029	6 Years
Culvert Replacement Program	cc	1,600,000	1,600,000	1,600,000	1,600,000	1,600,000	1,600,000	9,600,000
	Total	**1,600,000**	**1,600,000**	**1,600,000**	**1,600,000**	**1,600,000**	**1,600,000**	**9,600,000**
Milling/Resurfacing/Recycling	cc	1,500,000	1,500,000	1,500,000	1,500,000	1,500,000	1,500,000	9,000,000
	Total	**1,500,000**	**1,500,000**	**1,500,000**	**1,500,000**	**1,500,000**	**1,500,000**	**9,000,000**
DOT Replacement Vehicles	cc	125,000	125,000	125,000	125,000	125,000	125,000	750,000
	Total	**125,000**	**125,000**	**125,000**	**125,000**	**125,000**	**125,000**	**750,000**
Road Machinery and Equipment	c	247,000	327,000	201,000	401,000	412,000	110,000	1,698,000
	Total	**247,000**	**327,000**	**201,000**	**401,000**	**412,000**	**110,000**	**1,698,000**
Highway Preventive Maintenance #10	c	370,000	0	0	0	0	0	370,000
	s	1,112,000	0	0	0	0	0	1,112,000
	f	5,929,000	0	0	0	0	0	5,929,000
	Total	**7,411,000**	**0**	**0**	**0**	**0**	**0**	**7,411,000**
Highway Preventive Maintenance #12	c	11,000	0	113,000	0	0	0	124,000
	s	33,000	0	341,000	0	0	0	374,000
	f	176,000	0	1,816,000	0	0	0	1,992,000
	Total	**220,000**	**0**	**2,270,000**	**0**	**0**	**0**	**2,490,000**
East River Road (NYS Thruway I-90 to Ward Road)	c	6,350,000	0	0	0	0	0	6,350,000
	p	1,650,000	0	0	0	0	0	1,650,000
	Total	**8,000,000**	**0**	**0**	**0**	**0**	**0**	**8,000,000**
Mile Square Road Bridge over Irondequoit Creek (3317130)	c	275,000	0	1,700,000	0	0	0	1,975,000
	Total	**275,000**	**0**	**1,700,000**	**0**	**0**	**0**	**1,975,000**
Highway Preventive Maintenance #11	c	0	242,000	0	0	0	0	242,000
	s	0	728,000	0	0	0	0	728,000
	f	0	3,880,000	0	0	0	0	3,880,000
	Total	**0**	**4,850,000**	**0**	**0**	**0**	**0**	**4,850,000**
Redman Road Bridge over Yanty Creek (1041320)	c	0	1,950,000	0	0	0	0	1,950,000
	Total	**0**	**1,950,000**	**0**	**0**	**0**	**0**	**1,950,000**
Taylor Road Bridge over Irondequoit Creek (3317720)	c	0	111,000	0	0	0	0	111,000
	s	0	333,000	0	0	0	0	333,000
	f	0	1,776,000	0	0	0	0	1,776,000
	Total	**0**	**2,220,000**	**0**	**0**	**0**	**0**	**2,220,000**
North Hamlin Road Bridge over Sandy Creek (3317640)	c	0	1,400,000	0	0	0	0	1,400,000
	Total	**0**	**1,400,000**	**0**	**0**	**0**	**0**	**1,400,000**
Moscow Road Bridge over Yanty Creek (3317110)	c	0	275,000	0	1,600,000	0	0	1,875,000
	Total	**0**	**275,000**	**0**	**1,600,000**	**0**	**0**	**1,875,000**

Department of Transportation - Highways and Bridges Program Summary Table, *continued*

Project Name	Funding	Budget	Annual Project Cost					Total Cost
		2024	2025	2026	2027	2028	2029	6 Years
Calkins Road (East Henrietta Road to Pinnacle Road)	c	0	0	4,700,000	0	0	0	4,700,000
	Total	**0**	**0**	**4,700,000**	**0**	**0**	**0**	**4,700,000**
Vintage Lane Bridge over Round Pond Creek (3367000)	c	0	0	300,000	0	1,700,000	0	2,000,000
	Total	**0**	**0**	**300,000**	**0**	**1,700,000**	**0**	**2,000,000**
Thomas Avenue (St. Paul Blvd. to Pattonwood Drive)	c	0	0	0	5,300,000	0	0	5,300,000
	Total	**0**	**0**	**0**	**5,300,000**	**0**	**0**	**5,300,000**
Broadway: S. Union/Goodman & Union St.: Broadway/Monroe (City)	c	0	0	0	4,250,000	0	0	4,250,000
	Total	**0**	**0**	**0**	**4,250,000**	**0**	**0**	**4,250,000**
Clover Street (Monroe Avenue to East Avenue)	c	0	0	0	580,000	0	0	580,000
	Total	**0**	**0**	**0**	**580,000**	**0**	**0**	**580,000**
Turk Hill Road Bridge over Thomas Creek Tributary (3317260)	c	0	0	0	275,000	0	1,200,000	1,475,000
	Total	**0**	**0**	**0**	**275,000**	**0**	**1,200,000**	**1,475,000**
Phillips Road (NYS Route 104 to Schlegel Road)	c	0	0	0	0	6,300,000	0	6,300,000
	Total	**0**	**0**	**0**	**0**	**6,300,000**	**0**	**6,300,000**
Lehigh Station Road (East River Rd. to W. Henrietta Rd.)	c	0	0	0	0	500,000	0	500,000
	Total	**0**	**0**	**0**	**0**	**500,000**	**0**	**500,000**
Jacobs Road Bridge over Yanty Creek (3317670)	c	0	0	0	0	325,000	0	325,000
	Total	**0**	**0**	**0**	**0**	**325,000**	**0**	**325,000**
Harris Road (NYS Route 441 to Atlantic Avenue)	c	0	0	0	0	490,000	0	490,000
	Total	**0**	**0**	**0**	**0**	**490,000**	**0**	**490,000**
Trolley Blvd (Long Pond Rd. to Lee Rd.)	c	0	0	0	0	0	400,000	400,000
	Total	**0**	**0**	**0**	**0**	**0**	**400,000**	**400,000**
Linden Avenue (NYS Route 441 to N. Washington Street)	c	0	0	0	0	0	425,000	425,000
	Total	**0**	**0**	**0**	**0**	**0**	**425,000**	**425,000**
Italics denotes a new project	County	7,253,000	4,305,000	7,014,000	12,406,000	9,727,000	2,135,000	42,840,000
	County Cash	3,225,000	3,225,000	3,225,000	3,225,000	3,225,000	3,225,000	19,350,000
	Private	1,650,000	0	0	0	0	0	1,650,000
	State	1,145,000	1,061,000	341,000	0	0	0	2,547,000
	Federal	6,105,000	5,656,000	1,816,000	0	0	0	13,577,000
	Department Total	**19,378,000**	**14,247,000**	**12,396,000**	**15,631,000**	**12,952,000**	**5,360,000**	**79,964,000**

Culvert Replacement Program

Project Description

This program is designed to replace or rehabilitate deteriorated and inadequate culverts on the County highway system. An inventory is updated each year and the highest priority culverts are scheduled in the program. Replacement of these culverts will improve traffic safety by eliminating the structural, geometric, hydraulic, and functional deficiencies such as serious deterioration, narrow shoulders, hydraulic capacity, the possibility of upstream and downstream flooding, etc. The culverts in this program are selected for improvements on an annual basis and are determined based on condition, need and priority.

Environmental Review

This project is a Type II Action and will not require further environmental review.

Funding Details

Funding	2024	2025	2026	2027	2028	2029	Total Cost 6 Years
cc	1,600,000	1,600,000	1,600,000	1,600,000	1,600,000	1,600,000	9,600,000
Total	**1,600,000**	**1,600,000**	**1,600,000**	**1,600,000**	**1,600,000**	**1,600,000**	**9,600,000**

Estimated Annual Impact on the Operating Budget

Bond Life	Debt Service Payment	Operating Costs	Attributable Revenue	Net Operating Budget Impact
0 Years	$0	$1,600,000	$0	$1,600,000

Milling/Resurfacing/Recycling

Project Description

This is an annual program to improve various county highways. Projects in this program are designed to restore deteriorating highways by improving the drainage, edge treatments, shoulders, and roadway condition. This program will improve arterial and collector highways and local roads in the County and extend the useful life of the roads before major rehabilitation or reconstruction is needed. The projects will improve traffic safety and operating conditions on these highways.

Environmental Review

This project is a Type II Action and will not require further environmental review.

Funding Details

Funding	2024	2025	2026	2027	2028	2029	Total Cost 6 Years
cc	1,500,000	1,500,000	1,500,000	1,500,000	1,500,000	1,500,000	9,000,000
Total	**1,500,000**	**1,500,000**	**1,500,000**	**1,500,000**	**1,500,000**	**1,500,000**	**9,000,000**

Estimated Annual Impact on the Operating Budget

Bond Life	Debt Service Payment	Operating Costs	Attributable Revenue	Net Operating Budget Impact
0 Years	$0	$1,500,000	$0	$1,500,000

DOT Replacement Vehicles

Project Description This project provides for the purchase of passenger vehicles and equipment used for maintenance work on the County's highways and bridges. Items to be purchased in each year of the capital program are to supplement existing equipment or replace worn and outdated equipment.

Environmental Review This project is a Type II Action and will not require further environmental review.

Funding Details

Funding	2024	2025	2026	2027	2028	2029	Total Cost 6 Years
cc	125,000	125,000	125,000	125,000	125,000	125,000	750,000
Total	**125,000**	**125,000**	**125,000**	**125,000**	**125,000**	**125,000**	**750,000**

Estimated Annual Impact on the Operating Budget

Bond Life	Debt Service Payment	Operating Costs	Attributable Revenue	Net Operating Budget Impact
0 Years	$0	$125,000	$0	$125,000

Road Machinery and Equipment

Project Description This project provides for the purchase of heavy highway and bridge construction equipment used for maintenance work on the County's highways and bridges. Items to be purchased in each year of the capital program are to supplement existing equipment or replace worn and outdated equipment.

Environmental Review This project is a Type II Action and will not require further environmental review.

Funding Details

Funding	2024	2025	2026	2027	2028	2029	Total Cost 6 Years
c	247,000	327,000	201,000	401,000	412,000	110,000	1,698,000
Total	**247,000**	**327,000**	**201,000**	**401,000**	**412,000**	**110,000**	**1,698,000**

Estimated Annual Impact on the Operating Budget

Bond Life	Debt Service Payment	Operating Costs	Attributable Revenue	Net Operating Budget Impact
15 Years	$97,274	$0	$0	$97,274

Highway Preventive Maintenance #10

Project Description

This project will improve the pavement condition of County highways. It will restore deteriorating highways by replacing the roadway asphalt wearing surface, improving the drainage system, edge treatments, shoulders, and providing new pavement markings. This project will improve arterial and collector highways in the County and extend the useful life of the roads before major rehabilitation or reconstruction is needed. The projects will improve traffic safety and operating conditions on these highways. The roads to be improved as part of this project are Brighton Henrietta Townline Rd. (Jefferson Rd. to S. Winton Rd.), S. Winton Rd. (Brighton Henrietta Townline Rd. to Westfall Rd.) and Elmgrove Rd. (Buffalo Rd. to Spencerport Rd.)

Environmental Review

This project is a Type II Action and will not require further environmental review.

Funding Details

Funding	2024	2025	2026	2027	2028	2029	Total Cost 6 Years
c	370,000	0	0	0	0	0	370,000
s	1,112,000	0	0	0	0	0	1,112,000
f	5,929,000	0	0	0	0	0	5,929,000
Total	**7,411,000**	**0**	**0**	**0**	**0**	**0**	**7,411,000**

Estimated Annual Impact on the Operating Budget

Bond Life	Debt Service Payment	Operating Costs	Attributable Revenue	Net Operating Budget Impact
15 Years	$35,647	$-31,150	$0	$4,497

Highway Preventive Maintenance #12

Project Description

This project will improve the pavement condition of County highways. It will restore deteriorating highways by replacing the roadway asphalt wearing surface, improving the drainage system, edge treatments, shoulders, and providing new pavement markings. This project will improve arterial and collector highways in the County and extend the useful life of the roads before major rehabilitation or reconstruction is needed. The projects will improve traffic safety and operating conditions on these highways. The roads to be improved as part of this project are Hylan Dr (I-390 NB Ramp - Jefferson Rd) and Elmwood Ave (Winton Rd - Clover St).

Environmental Review

This project is a Type II Action and will not require further environmental review.

Funding Details

Funding	2024	2025	2026	2027	2028	2029	Total Cost 6 Years
c	11,000	0	113,000	0	0	0	124,000
s	33,000	0	341,000	0	0	0	374,000
f	176,000	0	1,816,000	0	0	0	1,992,000
Total	**220,000**	**0**	**2,270,000**	**0**	**0**	**0**	**2,490,000**

Estimated Annual Impact on the Operating Budget

Bond Life	Debt Service Payment	Operating Costs	Attributable Revenue	Net Operating Budget Impact
15 Years	$8,318	$-6,500	$0	$1,818

East River Road (NYS Thruway I-90 to Ward Road)

Project Description

The project involves the rehabilitation and/or reconstruction of East River Rd. to improve the riding surface, drainage, catch basins, edge treatments, guide rails, gutters, and paved shoulders and to replace the road base where necessary. Bicycle space will be considered in the planned improvements. This project will improve the structural integrity and efficiency of the highway, preserve the investment in the highway system, and extend the useful life of the road before major reconstruction is needed. The 2021 Pavement Quality Index (scale 0-100; worst to best) for this road is 73.8. The private share will come through the Town from private developers as their share of the improvements.

Environmental Review

This project is a Type II Action and will not require further environmental review.

Funding Details

Funding	2024	2025	2026	2027	2028	2029	Total Cost 6 Years
c	6,350,000	0	0	0	0	0	6,350,000
p	1,650,000	0	0	0	0	0	1,650,000
Total	**8,000,000**	**0**	**0**	**0**	**0**	**0**	**8,000,000**

Estimated Annual Impact on the Operating Budget

Bond Life	Debt Service Payment	Operating Costs	Attributable Revenue	Net Operating Budget Impact
15 Years	$770,738	$-7,200	$0	$763,538

Mile Square Road Bridge over Irondequoit Creek (3317130)

Project Description

This project will provide funds for replacement of Mile Square Rd. Bridge over Irondequoit Creek in the Town of Mendon (3317130). Originally built in 1933, this 90 year old structure is approaching the end of its useful life. The 2020/2021 NYSDOT inspection gives this structure a condition rating of 4.389, indicating moderate deterioration.

Environmental Review

This project is a Type II Action and will not require further environmental review.

Funding Details

Funding	2024	2025	2026	2027	2028	2029	Total Cost 6 Years
c	275,000	0	1,700,000	0	0	0	1,975,000
Total	**275,000**	**0**	**1,700,000**	**0**	**0**	**0**	**1,975,000**

Estimated Annual Impact on the Operating Budget

Bond Life	Debt Service Payment	Operating Costs	Attributable Revenue	Net Operating Budget Impact
20 Years	$113,008	$-7,000	$0	$106,008

Highway Preventive Maintenance #11

Project Description

This project will improve the pavement condition of County highways. It will restore deteriorating highways by replacing the roadway asphalt wearing surface, improving the drainage system, edge treatments, shoulders, and providing new pavement markings. This project will improve arterial and collector highways in the County and extend the useful life of the roads before major rehabilitation or reconstruction is needed. The projects will improve traffic safety and operating conditions on these highways. The roads to be improved as part of this project are Stone Rd (Mt. Read Blvd - Town Line), Culver Rd (Town Line - Irondequoit Bay Outlet Bridge), East Ridge Rd (Marburger St - Ridgewood Dr), Winton Rd (Town Line - Empire Blvd), and N Goodman St (Town Line - East Ridge Rd).

Environmental Review

This project is a Type II Action and will not require further environmental review.

Funding Details

Funding	2024	2025	2026	2027	2028	2029	Total Cost 6 Years
c	0	242,000	0	0	0	0	242,000
s	0	728,000	0	0	0	0	728,000
f	0	3,880,000	0	0	0	0	3,880,000
Total	**0**	**4,850,000**	**0**	**0**	**0**	**0**	**4,850,000**

Estimated Annual Impact on the Operating Budget

Bond Life	Debt Service Payment	Operating Costs	Attributable Revenue	Net Operating Budget Impact
15 Years	$19,429	$-25,500	$0	$-6,071

Redman Road Bridge over Yanty Creek (1041320)

Project Description

This project will provide funds for the replacement of the Redman Rd. Bridge over Yanty Creek in the Town of Hamlin (1041320). Originally built in 1946, this 77 year old structure is approaching the end of its useful life. The 2021/2022 NYSDOT inspection gives this structure a condition rating of 4.600, indicating moderate deterioration.

Environmental Review

This project is a Type II Action and will not require further environmental review.

Funding Details

Funding	2024	2025	2026	2027	2028	2029	Total Cost 6 Years
c	0	1,950,000	0	0	0	0	1,950,000
Total	**0**	**1,950,000**	**0**	**0**	**0**	**0**	**1,950,000**

Estimated Annual Impact on the Operating Budget

Bond Life	Debt Service Payment	Operating Costs	Attributable Revenue	Net Operating Budget Impact
20 Years	$130,394	$-7,500	$0	$122,894

Taylor Road Bridge over Irondequoit Creek (3317720)

Project Description This project will provide funds for replacement of Taylor Rd. Bridge over Irondequoit Creek in the Town of Mendon (3317720). Originally built in 1950, this 73 year old structure is approaching the end of its useful life. The 2021/2022 NYSDOT inspection gives this structure a condition rating of 3.828, indicating moderately severe deterioration.

Environmental Review This project is a Type II Action and will not require further environmental review.

Funding Details

Funding	2024	2025	2026	2027	2028	2029	Total Cost 6 Years
c	0	111,000	0	0	0	0	111,000
s	0	333,000	0	0	0	0	333,000
f	0	1,776,000	0	0	0	0	1,776,000
Total	**0**	**2,220,000**	**0**	**0**	**0**	**0**	**2,220,000**

Estimated Annual Impact on the Operating Budget

Bond Life	Debt Service Payment	Operating Costs	Attributable Revenue	Net Operating Budget Impact
20 Years	$7,422	$-7,000	$0	$422

North Hamlin Road Bridge over Sandy Creek (3317640)

Project Description This project will provide funds for the preventive maintenance/rehabilitation of the North Hamlin Rd. Bridge over Sandy Creek in the Town of Hamlin (3317640). Originally built in 1948, this 75 year old structure has held up well but is exhibiting signs of localized deterioration. The 2021/2022 NYSDOT inspection gives this structure a condition rating of 4.534, indicating moderate deterioration. The nature of the deterioration is such that the bridge can be effectively rehabilitated to extend its useful life by another 30-50 years.

Environmental Review This project is a Type II Action and will not require further environmental review.

Funding Details

Funding	2024	2025	2026	2027	2028	2029	Total Cost 6 Years
c	0	1,400,000	0	0	0	0	1,400,000
Total	**0**	**1,400,000**	**0**	**0**	**0**	**0**	**1,400,000**

Estimated Annual Impact on the Operating Budget

Bond Life	Debt Service Payment	Operating Costs	Attributable Revenue	Net Operating Budget Impact
20 Years	$93,616	$-7,500	$0	$86,116

Moscow Road Bridge over Yanty Creek (3317110)

Project Description This project will provide funds for replacement of Moscow Rd. Bridge over Yanty Creek in the Town of Hamlin (3317110). Originally built in 1932, this 91 year old structure is approaching the end of its useful life. The 2021/2022 NYSDOT inspection gives this structure a condition rating of 4.895, indicating deterioration.

Environmental Review This project is a Type II Action and will not require further environmental review.

Funding Details

Funding	2024	2025	2026	2027	2028	2029	Total Cost 6 Years
c	0	275,000	0	1,600,000	0	0	1,875,000
Total	**0**	**275,000**	**0**	**1,600,000**	**0**	**0**	**1,875,000**

Estimated Annual Impact on the Operating Budget

Bond Life	Debt Service Payment	Operating Costs	Attributable Revenue	Net Operating Budget Impact
20 Years	$82,583	$-7,500	$0	$75,083

Calkins Road (East Henrietta Road to Pinnacle Road)

Project Description

The project involves the rehabilitation and reconstruction of Calkins Rd. to improve the riding surface, drainage, catch basins, edge treatments, guide rails, gutters, and paved shoulders and replace the road base where necessary. Bicycle space will be considered in the planned improvements. This project will improve the structural integrity and efficiency of the highway and preserve the investment in the highway system and extend the useful life of the road before major reconstruction is needed. The 2021 Pavement Quality Index (scale 0-100; worst to best) for this road is 61.

Environmental Review

This project is a Type II Action and will not require further environmental review.

Funding Details

Funding	2024	2025	2026	2027	2028	2029	Total Cost 6 Years
c	0	0	4,700,000	0	0	0	4,700,000
Total	**0**	**0**	**4,700,000**	**0**	**0**	**0**	**4,700,000**

Estimated Annual Impact on the Operating Budget

Bond Life	Debt Service Payment	Operating Costs	Attributable Revenue	Net Operating Budget Impact
15 Years	$271,685	$-2,000	$0	$269,685

Vintage Lane Bridge over Round Pond Creek (3367000)

Project Description

This project will provide funds for rehabilitation of the 1983-built Vintage Lane Bridge over Round Pond Creek in the Town of Greece (3367000). The 2021/2022 NYSDOT inspection gives this structure a condition rating of 4.667 indicating moderate deterioration. This is a large span (33') multi plate galvanized arch bridge which is exhibiting localized rusting and breakdown of galvanization. Overall, it is in a good enough condition to receive a rehabilitation treatment in order to have its useful life extended by 30 years and more. Doing this project now will defer the potential for a costly replacement of the bridge on a very busy road in Monroe County.

Environmental Review

This project is a Type II Action and will not require further environmental review.

Funding Details

Funding	2024	2025	2026	2027	2028	2029	Total Cost 6 Years
c	0	0	300,000	0	1,700,000	0	2,000,000
Total	**0**	**0**	**300,000**	**0**	**1,700,000**	**0**	**2,000,000**

Estimated Annual Impact on the Operating Budget

Bond Life	Debt Service Payment	Operating Costs	Attributable Revenue	Net Operating Budget Impact
20 Years	$61,519	$-7,500	$0	$54,019

Thomas Avenue (St. Paul Blvd. to Pattonwood Drive)

Project Description The project involves the rehabilitation and/or reconstruction of Thomas Ave. to improve the riding surface, drainage, catch basins, edge treatments, guide rails, gutters, and paved shoulders and to replace the road base where necessary. Bicycle space will be considered in the planned improvements. This project will improve the structural integrity and efficiency of the highway and preserve the investment in the highway system and extend the useful life of the road before major reconstruction is needed. The 2021 Pavement Quality Index (scale 0-100; worst to best) for this road is 54.

Environmental Review This project is a Type II Action and will not require further environmental review.

Funding Details

Funding	2024	2025	2026	2027	2028	2029	Total Cost 6 Years
c	0	0	0	5,300,000	0	0	5,300,000
Total	**0**	**0**	**0**	**5,300,000**	**0**	**0**	**5,300,000**

Estimated Annual Impact on the Operating Budget

Bond Life	Debt Service Payment	Operating Costs	Attributable Revenue	Net Operating Budget Impact
15 Years	$204,246	$-2,900	$0	$201,346

Broadway: S. Union/Goodman & Union St.: Broadway/Monroe (City)

Project Description This project involves the reconstruction of Broadway and Union St., including the installation of curbs, sidewalks, landscaping and street lighting, and drainage and water improvements. This road is an arterial highway in the City of Rochester and is eligible for County funding under section 131-k of the Highway Law. Adequate bicycle space will be designed into the planned improvements following the City of Rochester complete streets policy.

Environmental Review This project is a Type II Action and will not require further environmental review.

Funding Details

Funding	2024	2025	2026	2027	2028	2029	Total Cost 6 Years
c	0	0	0	4,250,000	0	0	4,250,000
Total	**0**	**0**	**0**	**4,250,000**	**0**	**0**	**4,250,000**

Estimated Annual Impact on the Operating Budget

Bond Life	Debt Service Payment	Operating Costs	Attributable Revenue	Net Operating Budget Impact
15 Years	$204,727	$0	$0	$204,727

Clover Street (Monroe Avenue to East Avenue)

Project Description

The project involves the rehabilitation and reconstruction of Clover St. to improve the riding surface, drainage, catch basins, edge treatments, guide rails, curbs/gutters, and paved shoulders, and to replace the road base where necessary. Bicycle space will be considered in the planned improvements. This project will improve the structural integrity and efficiency of the highway, preserve the investment in the highway system, and extend the useful life of the road before major reconstruction is needed. The 2021 Pavement Quality Index (scale 0-100; worst to best) for this road is 67.

Environmental Review

This project is a Type II Action and will not require further environmental review.

Funding Details

Funding	2024	2025	2026	2027	2028	2029	Total Cost 6 Years
c	0	0	0	580,000	0	0	580,000
Total	**0**	**0**	**0**	**580,000**	**0**	**0**	**580,000**

Estimated Annual Impact on the Operating Budget

Bond Life	Debt Service Payment	Operating Costs	Attributable Revenue	Net Operating Budget Impact
15 Years	$27,939	$-4,500	$0	$23,439

Turk Hill Road Bridge over Thomas Creek Tributary (3317260)

Project Description

This project will provide funds for rehabilitation of the Turk Hill Road Bridge, built in 1981, over Thomas Creek Tributary in the Town of Perinton (3317260). The 2021/2022 NYSDOT inspection gives this structure a condition rating of 3.667, indicating moderately severe deterioration. This is a large span (36') multi-plate galvanized arch bridge which is exhibiting localized rusting and breakdown of galvanization. Overall, it is in a good enough condition to receive a rehabilitation treatment in order to have its useful life extended by 30 years and more. Doing this project now will defer the potential for a costly replacement of the bridge on a very busy road in Monroe County.

Environmental Review

This project is a Type II Action and will not require further environmental review.

Funding Details

Funding	2024	2025	2026	2027	2028	2029	Total Cost 6 Years
c	0	0	0	275,000	0	1,200,000	1,475,000
Total	**0**	**0**	**0**	**275,000**	**0**	**1,200,000**	**1,475,000**

Estimated Annual Impact on the Operating Budget

Bond Life	Debt Service Payment	Operating Costs	Attributable Revenue	Net Operating Budget Impact
20 Years	$27,082	$-7,500	$0	$19,582

Phillips Road (NYS Route 104 to Schlegel Road)

Project Description

The project involves the rehabilitation and reconstruction of Phillips Rd. to improve the riding surface, drainage, catch basins, edge treatments, guide rails, curbs/gutters, and paved shoulders and to replace the road base where necessary. Bicycle space will be considered in the planned improvements. This project will improve the structural integrity and efficiency of the highway and preserve the investment in the highway system and extend the useful life of the road before major reconstruction is needed. The 2021 Pavement Quality Index (scale 0-100; worst to best) for this road is 67.

Environmental Review

This project is a Type II Action and will not require further environmental review.

Funding Details

Funding	2024	2025	2026	2027	2028	2029	Total Cost 6 Years
c	0	0	0	0	6,300,000	0	6,300,000
Total	**0**	**0**	**0**	**0**	**6,300,000**	**0**	**6,300,000**

Estimated Annual Impact on the Operating Budget

Bond Life	Debt Service Payment	Operating Costs	Attributable Revenue	Net Operating Budget Impact
15 Years	$121,391	$-4,000	$0	$117,391

Lehigh Station Road (East River Rd. to W. Henrietta Rd.)

Project Description

The project involves the rehabilitation and reconstruction of Lehigh Station Rd. to improve the riding surface, drainage, catch basins, edge treatments, guide rails, gutters, and paved shoulders and to replace the road base where necessary. Bicycle space will be considered in the planned improvements. This project will improve the structural integrity and efficiency of the highway and preserve the investment in the highway system and extend the useful life of the road before major reconstruction is needed. The 2021 Pavement Quality Index (scale 0-100; worst to best) for this road is 71.

Environmental Review

This project is a Type II Action and will not require further environmental review.

Funding Details

Funding	2024	2025	2026	2027	2028	2029	Total Cost 6 Years
c	0	0	0	0	500,000	0	500,000
Total	**0**	**0**	**0**	**0**	**500,000**	**0**	**500,000**

Estimated Annual Impact on the Operating Budget

Bond Life	Debt Service Payment	Operating Costs	Attributable Revenue	Net Operating Budget Impact
15 Years	$9,634	$-3,700	$0	$5,934

Jacobs Road Bridge over Yanty Creek (3317670)

Project Description This project will provide funds for the replacement of the Jacobs Road Bridge over Yanty Creek in the Town of Hamlin (3317670). Originally built in 1951, this 72 year old structure is approaching the end of its useful life. The 2020/2121 NYSDOT inspection gives this structure a condition rating of 4.877, indicating moderate deterioration.

Environmental Review This project is a Type II Action and will not require further environmental review.

Funding Details

Funding	2024	2025	2026	2027	2028	2029	Total Cost 6 Years
c	0	0	0	0	325,000	0	325,000
Total	**0**	**0**	**0**	**0**	**325,000**	**0**	**325,000**

Estimated Annual Impact on the Operating Budget

Bond Life	Debt Service Payment	Operating Costs	Attributable Revenue	Net Operating Budget Impact
20 Years	$8,693	$-7,500	$0	$1,193

Harris Road (NYS Route 441 to Atlantic Avenue)

Project Description The project involves the rehabilitation and reconstruction of Harris Rd. to improve the riding surface, drainage, catch basins, edge treatments, guide rails, gutters, and paved shoulders and to replace the road base where necessary. Bicycle space will be considered in the planned improvements. This project will improve the structural integrity and efficiency of the highway and preserve the investment in the highway system and extend the useful life of the road before major reconstruction is needed. The 2021 Pavement Quality Index (scale 0-100; worst to best) for this road is 83.

Environmental Review This project is a Type II Action and will not require further environmental review.

Funding Details

Funding	2024	2025	2026	2027	2028	2029	Total Cost 6 Years
c	0	0	0	0	490,000	0	490,000
Total	**0**	**0**	**0**	**0**	**490,000**	**0**	**490,000**

Estimated Annual Impact on the Operating Budget

Bond Life	Debt Service Payment	Operating Costs	Attributable Revenue	Net Operating Budget Impact
15 Years	$15,736	$-4,400	$0	$11,336

Trolley Blvd (Long Pond Rd. to Lee Rd.)

Project Description

The project involves the rehabilitation and reconstruction of Trolley Blvd. to improve the riding surface, drainage, catch basins, edge treatments, guide rails, gutters, and paved shoulders and replace the road base where necessary. Bicycle space will be considered in the planned improvements. This project will improve the structural integrity and efficiency of the highway and preserve the investment in the highway system and extend the useful life of the road before major reconstruction is needed. The 2021 Pavement Quality Index (scale 0-100; worst to best) for this road is 60.

Environmental Review

This project is a Type II Action and will not require further environmental review.

Funding Details

Funding	2024	2025	2026	2027	2028	2029	Total Cost 6 Years
c	0	0	0	0	0	400,000	400,000
Total	**0**	**0**	**0**	**0**	**0**	**400,000**	**400,000**

Estimated Annual Impact on the Operating Budget

Bond Life	Debt Service Payment	Operating Costs	Attributable Revenue	Net Operating Budget Impact
15 Years	$6,423	$-2,200	$0	$4,223

Linden Avenue (NYS Route 441 to N. Washington Street)

Project Description

The project involves the rehabilitation and/or reconstruction of Linden Avenue to improve the riding surface, drainage, catch basins, edge treatments, guide rails, gutters, and paved shoulders and to replace the road base where necessary. Bicycle space will be considered in the planned improvements. This project will improve the structural integrity and efficiency of the highway, preserve the investment in the highway system, and extend the useful life of the road before major reconstruction is needed. The 2021 Pavement Quality Index (scale 0-100; worst to best) for this road is 53.

Environmental Review

This project is a Type II Action and will not require further environmental review.

Funding Details

Funding	2024	2025	2026	2027	2028	2029	Total Cost 6 Years
c	0	0	0	0	0	425,000	425,000
Total	**0**	**0**	**0**	**0**	**0**	**425,000**	**425,000**

Estimated Annual Impact on the Operating Budget

Bond Life	Debt Service Payment	Operating Costs	Attributable Revenue	Net Operating Budget Impact
15 Years	$6,824	$-2,500	$0	$4,324

Department of Transportation - Traffic Engineering

The Traffic Signal Engineering and Operations and the Traffic Operations and Permits Divisions are responsible for all of the County's traffic engineering needs, such as: traffic analysis and design; the computerized traffic control system; traffic signal maintenance and construction; highway lighting; highway spot safety improvement program; and City traffic features. These Divisions identify projects for spot improvements and traffic engineering improvements.

Status of Previously Programmed Projects

Projects that will be completed, or under construction, in 2023 include:

- Traffic Engineering: preserving and upgrading the County's traffic signal system and Intelligent Transportation Systems (ITS).
- Spot Improvement Projects: spot intersection and shoulder improvements on County highways.
- City of Rochester Traffic Features.
- Traffic Sign Retroreflectivity Program.
- Highway Lighting Rehabilitation - Central Project to rehabilitate portions of the expressway lighting system and install energy efficient LED lighting.

Projects that are currently in planning or design phase and should be under construction in 2024 or later include:

- Traffic Engineering: preserving and upgrading the County's traffic signal system and Intelligent Transportation Systems (ITS).
- Spot Improvement Projects: spot intersection and shoulder improvements on County highways.
- City of Rochester Traffic Features.
- Traffic Sign Retroreflectivity Program.
- Traffic Signal Replacements - Group 1 Project to replace seven (7) existing overhead span wire signals with new mast arm signals.

Department of Transportation - Traffic Engineering Program Summary Table

Project Name	Funding	Budget	Annual Project Cost					Total Cost
		2024	2025	2026	2027	2028	2029	6 Years
Traffic Engineering	cc	450,000	450,000	450,000	450,000	450,000	450,000	2,700,000
	Total	**450,000**	**450,000**	**450,000**	**450,000**	**450,000**	**450,000**	**2,700,000**
Spot Improvement Projects	cc	500,000	500,000	500,000	500,000	500,000	500,000	3,000,000
	Total	**500,000**	**500,000**	**500,000**	**500,000**	**500,000**	**500,000**	**3,000,000**
City of Rochester Traffic Features	cc	850,000	500,000	500,000	500,000	500,000	500,000	3,350,000
	Total	**850,000**	**500,000**	**500,000**	**500,000**	**500,000**	**500,000**	**3,350,000**
Traffic Sign Retroreflectivity Program	cc	50,000	50,000	50,000	50,000	50,000	50,000	300,000
	Total	**50,000**	**50,000**	**50,000**	**50,000**	**50,000**	**50,000**	**300,000**
Road Machinery and Equipment	c	180,000	100,000	914,000	275,000	45,000	170,000	1,684,000
	Total	**180,000**	**100,000**	**914,000**	**275,000**	**45,000**	**170,000**	**1,684,000**
RTOC Rehabilitation II	c	0	0	300,000	0	1,500,000	0	1,800,000
	Total	**0**	**0**	**300,000**	**0**	**1,500,000**	**0**	**1,800,000**

Department of Transportation - Traffic Engineering Program Summary Table, continued

Project Name	Funding	Budget	Annual Project Cost					Total Cost
		2024	2025	2026	2027	2028	2029	6 Years
Traffic Signal and System Replacements - Group 1	c	0	0	137,000	0	0	0	137,000
	s	0	0	413,000	0	0	0	413,000
	f	0	0	2,200,000	0	0	0	2,200,000
	Total	**0**	**0**	**2,750,000**	**0**	**0**	**0**	**2,750,000**
Italics denotes a new project	County	180,000	100,000	1,351,000	275,000	1,545,000	170,000	3,621,000
	County Cash	1,850,000	1,500,000	1,500,000	1,500,000	1,500,000	1,500,000	9,350,000
	State	0	0	413,000	0	0	0	413,000
	Federal	0	0	2,200,000	0	0	0	2,200,000
	Department Total	**2,030,000**	**1,600,000**	**5,464,000**	**1,775,000**	**3,045,000**	**1,670,000**	**15,584,000**

Traffic Engineering

Project Description

This is a multi-year program designed to provide for the upgrading, expansion, and replacement of existing traffic signal facilities. Tasks include the replacement/upgrades of existing equipment (such as traffic signal systems and controls), installation of new signals and flashers where they are justified, and the expansion of the County's computerized traffic control systems (for improved traffic signal system performance). The program also includes traffic cameras and Intelligent Transportation Systems (ITS) that are used to ensure optimal traffic signal system performance and RTOC facility costs related to the traffic signal system, traffic cameras, and Intelligent Transportation Systems.

Environmental Review

This project is a Type II Action and will not require further environmental review.

Funding Details

Funding	2024	2025	2026	2027	2028	2029	Total Cost 6 Years
cc	450,000	450,000	450,000	450,000	450,000	450,000	2,700,000
Total	**450,000**	**450,000**	**450,000**	**450,000**	**450,000**	**450,000**	**2,700,000**

Estimated Annual Impact on the Operating Budget

Bond Life	Debt Service Payment	Operating Costs	Attributable Revenue	Net Operating Budget Impact
0 Years	$0	$450,000	$0	$450,000

Spot Improvement Projects

Project Description

This is a multi-year program designed to provide improvements to County highways that may be identified by safety and/or traffic congestion problems along road sections or at County intersections. These locations have been identified as areas where the accident rate may be higher than the County average or where traffic congestion exists. Additionally, this program will provide adequate paved shoulder space for alternate modes of transportation (i.e. pedestrians/bicyclists), for a recovery area to regain control of a vehicle, or to provide structural support to the roadway pavement. Improvements may include but are not limited to cutting and filling of hills, installation of turn lanes and shoulders, and installation/upgrading of guide rail and traffic control devices.

Environmental Review

This project is a Type II Action and will not require further environmental review.

Funding Details

Funding	2024	2025	2026	2027	2028	2029	Total Cost 6 Years
cc	500,000	500,000	500,000	500,000	500,000	500,000	3,000,000
Total	**500,000**	**500,000**	**500,000**	**500,000**	**500,000**	**500,000**	**3,000,000**

Estimated Annual Impact on the Operating Budget

Bond Life	Debt Service Payment	Operating Costs	Attributable Revenue	Net Operating Budget Impact
0 Years	$0	$500,000	$0	$500,000

City of Rochester Traffic Features

Project Description

This project provides funding to reimburse the City of Rochester for traffic engineering costs associated with City-initiated street projects exclusive of 131-k projects. Monroe County is responsible for the traffic signal system, pavement markings, and traffic signs on City streets. There is an obligation for the County to provide traffic engineering services to the City and this project provides a mechanism for identifying traffic engineering costs for specific City projects. This program funds the replacement and upgrading of signalized intersections and traffic signs for projects undertaken by the City of Rochester through their capital improvement program.

Environmental Review

This project is a Type II Action and will not require further environmental review.

Funding Details

Funding	2024	2025	2026	2027	2028	2029	Total Cost 6 Years
cc	850,000	500,000	500,000	500,000	500,000	500,000	3,350,000
Total	**850,000**	**500,000**	**500,000**	**500,000**	**500,000**	**500,000**	**3,350,000**

Estimated Annual Impact on the Operating Budget

Bond Life	Debt Service Payment	Operating Costs	Attributable Revenue	Net Operating Budget Impact
0 Years	$0	$558,333	$0	$558,333

Traffic Sign Retroreflectivity Program

Project Description

This project will replace and upgrade traffic signs on County roads and City streets that do not meet the minimum retroreflectivity standards as set forth by the Federal Highway Administration's (FHWA) Manual on Uniform Traffic Control Devices (MUTCD). By replacing signs that are identified not to meet the minimum standards, the County and City highway systems will be safer by reducing the potential for collisions that are associated with poor sign visibility, and in turn, incur less liability. The FHWA mandates that all traffic signs meet a certain level of retroreflectivity to provide brighter signs for nighttime viewing that will benefit all drivers and in particular seniors, who are a growing segment of our population. This project will comply with that mandate. All of the regulatory, warning and 98% of the street name signs have been upgraded on County roads and City streets. As our signs no longer meet the retroreflectivity standards, they will be replaced with new signs.

Environmental Review

This project is a Type II Action and will not require further environmental review.

Funding Details

Funding	2024	2025	2026	2027	2028	2029	Total Cost 6 Years
cc	50,000	50,000	50,000	50,000	50,000	50,000	300,000
Total	**50,000**	**50,000**	**50,000**	**50,000**	**50,000**	**50,000**	**300,000**

Estimated Annual Impact on the Operating Budget

Bond Life	Debt Service Payment	Operating Costs	Attributable Revenue	Net Operating Budget Impact
0 Years	$0	$22,000	$0	$22,000

Road Machinery and Equipment

Project Description

This project provides for the purchase of heavy duty equipment used for maintenance and construction work of the County's traffic signals, signs, and pavement markings. Items to be purchased in each year of the capital program are to supplement existing equipment or replace worn and outdated equipment.

Environmental Review

This project is a Type II Action and will not require further environmental review.

Funding Details

Funding	2024	2025	2026	2027	2028	2029	Total Cost 6 Years
c	180,000	100,000	914,000	275,000	45,000	170,000	1,684,000
Total	**180,000**	**100,000**	**914,000**	**275,000**	**45,000**	**170,000**	**1,684,000**

Estimated Annual Impact on the Operating Budget

Bond Life	Debt Service Payment	Operating Costs	Attributable Revenue	Net Operating Budget Impact
15 Years	$101,497	$0	$0	$101,497

RTOC Rehabilitation II

Project Description

This project will perform important facility upgrades needed to preserve the integrity of the James R. Pond Regional Traffic Operations Center (RTOC) building. Improvements may include replacing the roof; concrete floor and tile work where settling has resulted in uneven floors and joints; drainage system repairs; overhead garage door and door opener replacements; parking lot pavement treatments; converting remaining lighting to LEDs; window resealing and replacements; improved wind and weather protection for the main entrance; restroom and break room renovations; storage upgrades; general repairs and improvements; and some interior modifications to better suit the current usage of the building.

Environmental Review

This project is a Type II Action and will not require further environmental review.

Funding Details

Funding	2024	2025	2026	2027	2028	2029	Total Cost 6 Years
c	0	0	300,000	0	1,500,000	0	1,800,000
Total	**0**	**0**	**300,000**	**0**	**1,500,000**	**0**	**1,800,000**

Estimated Annual Impact on the Operating Budget

Bond Life	Debt Service Payment	Operating Costs	Attributable Revenue	Net Operating Budget Impact
10 Years	$90,653	$-5,000	$0	$85,653

Traffic Signal and System Replacements - Group 1

Project Description

The project will replace seven (7) existing overhead span wire signals with new mast arm signals. Pedestrian signals would be upgraded with new audible pedestrian signals (APS), backplates would be added to traffic signal heads, and the underground conduit system would be replaced, as needed. Sidewalk ramps will be reconstructed as necessary to meet current ADA standards. The 7 locations designated for replacement are: Dewey Ave. & Denise Rd., Dewey Ave. & English Rd., Dewey Ave. & Britton Rd., Dewey Ave. & Maiden Ln., Dewey Ave. & Stone Rd., Ridgeway Ave. & Mt Read Blvd., and Ridgeway Ave. & LaGrange Ave.

Improvements will include installation of new conduit, pull boxes, pole foundations, mast arm poles, pedestrian poles, traffic signal heads, pedestrian signal heads, audible pedestrian push buttons, vehicle detection cameras, and sidewalk ramps.

Environmental Review

This project is a Type II Action and will not require further environmental review.

Funding Details

Funding	2024	2025	2026	2027	2028	2029	Total Cost 6 Years
c	0	0	137,000	0	0	0	137,000
s	0	0	413,000	0	0	0	413,000
f	0	0	2,200,000	0	0	0	2,200,000
Total	**0**	**0**	**2,750,000**	**0**	**0**	**0**	**2,750,000**

Estimated Annual Impact on the Operating Budget

Bond Life	Debt Service Payment	Operating Costs	Attributable Revenue	Net Operating Budget Impact
20 Years	$7,329	$0	$0	$7,329

Department of Public Safety

The Monroe County Department of Public Safety provides technical support, staff services, and coordination and liaison services to various direct public safety service agencies. Public Safety services are interwoven among the various divisions, County departments and other governmental agencies. The Department of Public Safety is the support mechanism for first line response as the 'glue' that holds the safety of responders and, ultimately, the community, together. Heightened emphasis in planning and response has increased demands and regulations on public safety personnel.

Public Safety Communications provides technical expertise and installation and maintenance of public safety and other government radios and infrastructure. Through an agreement with the City of Rochester, the County assumed full responsibility for maintenance and replacement of all communications, telephone and information technology, and personnel costs for the 911 Emergency Communications Center.

Status of Previously Programmed Projects

Computer Aided Dispatch (CAD) Replacement: The CAD Replacement project was refined in 2020 with the establishment of an Executive Steering Committee as a joint venture among Public Safety, Information Services, 911 Center Staff and first responders. This project is being coordinated with the Mobile Data Tablet Project which is the platform on which CAD will run in the mobile environment. CAD is the core of the 9-1-1 operations which integrates with the 9-1-1 digital phone system, the paging and radio systems while moving events and dispatch information between call-takers and dispatchers. In addition to verifying every valid address in Monroe County and assigning units from over sixty responder agencies to public safety incidents, the new system will offer features to improve functionality including Graphical User Interface (GUI), Automatic Vehicle Locations (AVL), Geographic Information System (GIS) mapping and mobile devices options with the ultimate goal of delivering the highest level of serivce to public safety users and the community.

911 Phone System Replacement: 911 Primary Call Taker Phones and Mitel Call Taker Backup systems were purchased in 2015 and refreshed back in 2020 which extended their useful life by an additional five years. Both systems will be undergoing a full replacement in 2025 as they will be outside of their useful lives at that point. Procurement for this project will begin in 2024 to ensure that we avoid any exorbitant maintenance fees on the older system, while providing this essential service to the community.

Public Safety Radio Project: Per County Charter Section C6-18 (b), the powers and duties of Public Safety Department are (4) "To coordinate radio communications among all public safety agencies in the county" and (5) "To operate and maintain public safety radio equipment for which the County is responsible". The County has committed to provide 95% coverage to responders which was accomplished with the four new sites that were added in 2019. These locations were based on an outside consultant recommendation for site locations. Migrating first responders to the trunked radio system is ongoing and will allow all users to communicate on a single system.

The Law Enforcement Records Management System (LERMS): In July of 2021, the new Records Management System (RMS) went live with 10 out of 11 Monroe County Police Agencies now using the Tyler system. The project remains open until the completion of the fingerprint and mugshot software build and installation which is projected for early 2023. DataWorks Plus is the vendor for this portion of the project. The LERMS project is a collaborative effort with subject matter experts from local police agencies. A major feature of LERMS is Automated Field Reporting which will allow the officer to create reports in the vehicle with data flowing among systems and modules to allow for more information sharing and reduction in manual input errors. This new software will be accessible on the Mobile Data Tablets, so installation of the hardware is critical to this project as well as CAD.

Forensic Instrumentation Upgrade: A Gas Chromatograph/Mass Spectrometer (GC/MS) used to classify and identify controlled substances was purchased for the Drug Section of the Labratory. The new GC/MS replaced an older one, but provides updated features. Also, an Energy Dispersive X-ray Spectrometer was procured in the Trace Evidence Section. This instrument provides elemental analysis to classity and identify a variety of unknown samples inlcuding glass, paint, polymers, metals, explosives and other materials.

Department of Public Safety Program Summary Table

Project Name	Funding	Budget	Annual Project Cost					Total Cost
		2024	2025	2026	2027	2028	2029	6 Years
Public Safety Communications Equipment and Device Replacement	cc	500,000	250,000	250,000	500,000	250,000	500,000	2,250,000
	Total	**500,000**	**250,000**	**250,000**	**500,000**	**250,000**	**500,000**	**2,250,000**
Public Safety Communications Infrastructure	cc	250,000	500,000	500,000	250,000	500,000	250,000	2,250,000
	Total	**250,000**	**500,000**	**500,000**	**250,000**	**500,000**	**250,000**	**2,250,000**
Public Safety Vehicle Replacement	cc	160,000	160,000	160,000	160,000	160,000	160,000	960,000
	Total	**160,000**	**160,000**	**160,000**	**160,000**	**160,000**	**160,000**	**960,000**
Public Safety Training Facility Capital Improvements	c	200,000	0	0	0	200,000	0	400,000
	Total	**200,000**	**0**	**0**	**0**	**200,000**	**0**	**400,000**
Forensic Instrumentation Upgrade	c	140,000	0	150,000	1,300,000	0	300,000	1,890,000
	Total	**140,000**	**0**	**150,000**	**1,300,000**	**0**	**300,000**	**1,890,000**
Public Safety Systems Hardware / Software Upgrades	c	500,000	432,000	300,000	0	0	500,000	1,732,000
	Total	**500,000**	**432,000**	**300,000**	**0**	**0**	**500,000**	**1,732,000**
911 Phone System	c	2,750,000	0	0	0	0	3,300,000	6,050,000
	Total	**2,750,000**	**0**	**0**	**0**	**0**	**3,300,000**	**6,050,000**
Communications Site (Tower) Relocation	c	0	250,000	0	0	0	0	250,000
	Total	**0**	**250,000**	**0**	**0**	**0**	**0**	**250,000**
Improve Emergency Operations Center	c	0	150,000	0	0	0	150,000	300,000
	Total	**0**	**150,000**	**0**	**0**	**0**	**150,000**	**300,000**
911 Logging Recorder Replacement	c	0	0	500,000	0	0	0	500,000
	Total	**0**	**0**	**500,000**	**0**	**0**	**0**	**500,000**
911 Workstation Replacement	c	0	0	0	375,000	0	0	375,000
	Total	**0**	**0**	**0**	**375,000**	**0**	**0**	**375,000**
Special Operations Vehicle Replacement (Fire Bureau)	c	0	0	0	0	600,000	0	600,000
	Total	**0**	**0**	**0**	**0**	**600,000**	**0**	**600,000**
Public Safety Communications Infrastructure Replacement	c	0	0	0	0	0	1,265,000	1,265,000
	Total	**0**	**0**	**0**	**0**	**0**	**1,265,000**	**1,265,000**
Italics denotes a new project	County	3,590,000	832,000	950,000	1,675,000	800,000	5,515,000	13,362,000
	County Cash	910,000	910,000	910,000	910,000	910,000	910,000	5,460,000
	Department Total	**4,500,000**	**1,742,000**	**1,860,000**	**2,585,000**	**1,710,000**	**6,425,000**	**18,822,000**

Public Safety Communications Equipment and Device Replacement

Project Description

The County maintains a Mobile Data System and provides laptops and ancillary equipment to responder vehicles. Similarly, the County supplies and maintains law enforcement radios and services other radios and paging/alerting systems. The project provides the end user devices and equipment needed to keep the devices functional to facilitate access for public safety users to various sources of information to promote information sharing among various agencies and levels of government. Replacement of end user devices is necessary due to the shortened useful life resulting from ever-changing technology, damage, loss, and 24x7 in-vehicle use.

Environmental Review

This project is a Type II Action and will not require further environmental review.

Funding Details

Funding	2024	2025	2026	2027	2028	2029	Total Cost 6 Years
cc	500,000	250,000	250,000	500,000	250,000	500,000	2,250,000
Total	**500,000**	**250,000**	**250,000**	**500,000**	**250,000**	**500,000**	**2,250,000**

Estimated Annual Impact on the Operating Budget

Bond Life	Debt Service Payment	Operating Costs	Attributable Revenue	Net Operating Budget Impact
0 Years	$0	$375,000	$0	$375,000

Public Safety Communications Infrastructure

Project Description

This project maintains all communications infrastructure for which Monroe County is responsible (see Charter C6-18.B (4) & (5)). This project includes repair or replacement of towers, generators, antennae, base stations, cable, building/site improvements, coverage enhancements, radios, and any ancillary equipment to maintain continual, dependable operations. This project also includes repair or replacement of connectivity equipment/enhancements to provide reliable system connectivity.

Environmental Review

This project is a Type II Action and will not require further environmental review.

Funding Details

Funding	2024	2025	2026	2027	2028	2029	Total Cost 6 Years
cc	250,000	500,000	500,000	250,000	500,000	250,000	2,250,000
Total	**250,000**	**500,000**	**500,000**	**250,000**	**500,000**	**250,000**	**2,250,000**

Estimated Annual Impact on the Operating Budget

Bond Life	Debt Service Payment	Operating Costs	Attributable Revenue	Net Operating Budget Impact
0 Years	$0	$375,000	$0	$375,000

Public Safety Vehicle Replacement

Project Description Public Safety has a fleet of 40+ vehicles in its various divisions (Probation, Emergency Management, Fire Bureau, Weights & Measures, Public Safety Communications) and many are used for emergency response or patrol purposes and are used or on-call 24x7. Upon approaching 100,000 miles, vehicle use will be assessed and rotated to less demanding assignments whenever possible to be utilized until full retirement. Grant funded vehicles are not included in this project.

Environmental Review This project is a Type II Action and will not require further environmental review.

Funding Details

Funding	2024	2025	2026	2027	2028	2029	Total Cost 6 Years
cc	160,000	160,000	160,000	160,000	160,000	160,000	960,000
Total	**160,000**	**160,000**	**160,000**	**160,000**	**160,000**	**160,000**	**960,000**

Estimated Annual Impact on the Operating Budget

Bond Life	Debt Service Payment	Operating Costs	Attributable Revenue	Net Operating Budget Impact
0 Years	$0	$160,000	$0	$160,000

Public Safety Training Facility Capital Improvements

Project Description This project will replace and/or renovate aging facility infrastructure and specialized training props at the Public Safety Training Facility with current technology. The facility is heavily used for training first responders throughout Monroe and surrounding counties, as well as a number of other states and countries. A building systems and equipment life-cycle analysis was performed by the Monroe County Division of Engineering for planning purposes.

Environmental Review This project is a Type II Action and will not require further environmental review.

Funding Details

Funding	2024	2025	2026	2027	2028	2029	Total Cost 6 Years
c	200,000	0	0	0	200,000	0	400,000
Total	**200,000**	**0**	**0**	**0**	**200,000**	**0**	**400,000**

Estimated Annual Impact on the Operating Budget

Bond Life	Debt Service Payment	Operating Costs	Attributable Revenue	Net Operating Budget Impact
10 Years	$34,535	$0	$0	$34,535

Forensic Instrumentation Upgrade

Project Description Given the advances in technology and consumer demand, this project will provide instrumentation to provide a wider array of forensic testing possibilities. The lab has increasing requests to analyze unknown samples while there are increasing varieties of synthetic drugs that are submitted in all sections on analysis.

Environmental Review This project is a Type II Action and will not require further environmental review.

Funding Details

Funding	2024	2025	2026	2027	2028	2029	Total Cost 6 Years
c	140,000	0	150,000	1,300,000	0	300,000	1,890,000
Total	**140,000**	**0**	**150,000**	**1,300,000**	**0**	**300,000**	**1,890,000**

Estimated Annual Impact on the Operating Budget

Bond Life	Debt Service Payment	Operating Costs	Attributable Revenue	Net Operating Budget Impact
5 Years	$211,727	$0	$0	$211,727

Public Safety Systems Hardware / Software Upgrades

Project Description Shared public safety systems, such as the Computer Aided Dispatch and Records Management systems, will require server replacement and hardware/software upgrades, including any network infrastructure enhancements and ancillary equipment. Vendor mandated software upgrades and any software interfaces necessary to improve system integration may be purchased.

Environmental Review This project is a Type II Action and will not require further environmental review.

Funding Details

Funding	2024	2025	2026	2027	2028	2029	Total Cost 6 Years
c	500,000	432,000	300,000	0	0	500,000	1,732,000
Total	**500,000**	**432,000**	**300,000**	**0**	**0**	**500,000**	**1,732,000**

Estimated Annual Impact on the Operating Budget

Bond Life	Debt Service Payment	Operating Costs	Attributable Revenue	Net Operating Budget Impact
5 Years	$244,833	$0	$0	$244,833

911 Phone System

Project Description The 911 phone system is a telephone network unique to the 911 industry. It is used 24x7 with specialized features such as automated number identifier, automated location identifier, and ability to text and video message to 911.

Environmental Review This project is a Type II Action and will not require further environmental review.

Funding Details

Funding	2024	2025	2026	2027	2028	2029	Total Cost 6 Years
c	2,750,000	0	0	0	0	3,300,000	6,050,000
Total	**2,750,000**	**0**	**0**	**0**	**0**	**3,300,000**	**6,050,000**

Estimated Annual Impact on the Operating Budget

Bond Life	Debt Service Payment	Operating Costs	Attributable Revenue	Net Operating Budget Impact
5 Years	$656,353	$0	$0	$656,353

Communications Site (Tower) Relocation

Project Description Migration of users to the radio system is completed, providing time for coverage re-evaluation; In 2025, there may be a need for additional equipment on existing sites or the potential to create a new site, including possibly moving from commercial towers to County owned site, depending on the needs of the public safety community.

Environmental Review This project is an Unlisted Action and will require further environmental review.

Funding Details

Funding	2024	2025	2026	2027	2028	2029	Total Cost 6 Years
c	0	250,000	0	0	0	0	250,000
Total	**0**	**250,000**	**0**	**0**	**0**	**0**	**250,000**

Estimated Annual Impact on the Operating Budget

Bond Life	Debt Service Payment	Operating Costs	Attributable Revenue	Net Operating Budget Impact
5 Years	$48,120	$43,000	$0	$91,120

Improve Emergency Operations Center

Project Description Given the critical current events (weather, shootings, threats), updating and renovating the EOC facility, equipment and technology is essential for modernization.

Environmental Review This project is a Type II Action and will not require further environmental review.

Funding Details

Funding	2024	2025	2026	2027	2028	2029	Total Cost 6 Years
c	0	150,000	0	0	0	150,000	300,000
Total	**0**	**150,000**	**0**	**0**	**0**	**150,000**	**300,000**

Estimated Annual Impact on the Operating Budget

Bond Life	Debt Service Payment	Operating Costs	Attributable Revenue	Net Operating Budget Impact
5 Years	$34,646	$0	$0	$34,646

911 Logging Recorder Replacement

Project Description This system records 911 radio dispatch communication which can be retrieved for criminal and civil court subpoenas, complaint investigations, and mitigation. It allows for quick retrieval of evidence that is used in lawsuits and review for training and educational purposes. Recordings of 911 dispatch transmissions are required under NYS records retention laws.

Environmental Review This project is a Type II Action and will not require further environmental review.

Funding Details

Funding	2024	2025	2026	2027	2028	2029	Total Cost 6 Years
c	0	0	500,000	0	0	0	500,000
Total	**0**	**0**	**500,000**	**0**	**0**	**0**	**500,000**

Estimated Annual Impact on the Operating Budget

Bond Life	Debt Service Payment	Operating Costs	Attributable Revenue	Net Operating Budget Impact
5 Years	$69,292	$0	$0	$69,292

911 Workstation Replacement

Project Description

In 2027, the 911 workstations will be five years old with continuous (24x7) use. Workstation replacement will provide the fundamental tools for 911 staff to perform their jobs: to access, synthesize and transmit data to and from first responders and consumers of 911 services. Workstations are the medium for 911 staff to transfer data to/from various mobile communication devices in various media (photo, text, video, telemetry, etc.) as a foundation of the national IP-based network that will facilitate interoperability and increase information sharing among disciplines and jurisdictions. Replacing workstations will mitigate the risk of downtime, enabling uninterrupted Continuity of Operations and unavailability of obsolete parts for repair, while providing more functionality as the migration to Next Generation 911 becomes a reality.

When 2026 approaches, a needs analysis will be conducted to determine the appropriate technology and amount of equipment that will be needed. The current number of computers is 151, which includes primary and secondary operations at 911 and 34 at the backup center. The current number of monitors is 368 (102 are at backup center) as various positions use multiple monitors. This project would also replace video cards that allow one computer to use multiple monitors (to eliminate the cost of extra computers). Multiple computers are required for the various applications used such as mapping, Pictometry, Priority Dispatch (EMS), etc.

Environmental Review

This project is a Type II Action and will not require further environmental review.

Funding Details

Funding	2024	2025	2026	2027	2028	2029	Total Cost 6 Years
c	0	0	0	375,000	0	0	375,000
Total	**0**	**0**	**0**	**375,000**	**0**	**0**	**375,000**

Estimated Annual Impact on the Operating Budget

Bond Life	Debt Service Payment	Operating Costs	Attributable Revenue	Net Operating Budget Impact
5 Years	$34,646	$0	$0	$34,646

Special Operations Vehicle Replacement (Fire Bureau)

Project Description

The Fire Bureau's Special Operations 9 vehicle is the primary technical rescue vehicle used to support rope, water, collapse, hazmat, and related urban search and rescue type responses for all 34 fire agencies in Monroe County. Our response partners rely on these specialized resources. This vehicle is housed at Gates Fire Company #1 under an Intermunicipal agreement where their career firefighters respond with it 24/7 to any location in Monroe County (or region) when requested. Monroe County's Special Operations Unit consists of approximately 80 firefighters and officers from Monroe County's Fire Service.

Environmental Review

This project is a Type II Action and will not require further environmental review.

Funding Details

Funding	2024	2025	2026	2027	2028	2029	Total Cost 6 Years
c	0	0	0	0	600,000	0	600,000
Total	**0**	**0**	**0**	**0**	**600,000**	**0**	**600,000**

Estimated Annual Impact on the Operating Budget

Bond Life	Debt Service Payment	Operating Costs	Attributable Revenue	Net Operating Budget Impact
10 Years	$25,901	$0	$0	$25,901

Public Safety Communications Infrastructure Replacement

Project Description

The 700/800 Mhz trunked radio system became operational in 2012 and will require scheduled replacement of major components of the system based on expected life cycle. The County's obligation to maintain reliable public safety communications is paramount to responder safety. This project is above the routine, daily operational maintenance, but will preserve system integrity with new infrastructure. This is the Harris core operating system.

Environmental Review

This project is a Type II Action and will not require further environmental review.

Funding Details

Funding	2024	2025	2026	2027	2028	2029	Total Cost 6 Years
c	0	0	0	0	0	1,265,000	1,265,000
Total	**0**	**0**	**0**	**0**	**0**	**1,265,000**	**1,265,000**

Estimated Annual Impact on the Operating Budget

Bond Life	Debt Service Payment	Operating Costs	Attributable Revenue	Net Operating Budget Impact
10 Years	$27,304	$0	$0	$27,304

Monroe County Office of the Sheriff

The Monroe County Office of the Sheriff (MCSO) is the primary provider of law enforcement services to 13 towns and 5 villages in Monroe County. Deputy Sheriffs conduct specialized police activities at the County parks, airport and on navigational waterways. The Police Bureau Administration directs and oversees all operations from the downtown County Public Safety Building. Road Patrol deputies operate out of three decentralized zone substations. Last year, deputies answered over 222,003 calls for service. Deputies investigate crimes and complaints, patrol neighborhoods, enforce traffic laws, and conduct community education programs.

The Monroe County Jail Bureau staff provides care and custody of inmates confined by the courts, the New York State Parole Office, and the United States Marshal. The Jail Bureau staff is responsible for an inmate population which fluctuates throughout the year from a low of 800 to a high of 1,000 for a daily population. The jail population consists of non-sentenced prisoners (awaiting trial or sentencing), sentenced prisoners (serving a maximum one year sentence), parole violators, and federal detainees. The Jail Bureau Administration provides staff and facilities for security, prisoner transport, medical care, inmate rehabilitation, and other related support activities.

The Civil Bureau staff is comprised of civilian and sworn employees. Deputies are responsible for the service of all civil processes such as summonses, subpoenas, and citations. Deputies also serve subpoenas issued by the District Attorney. The deputies are court enforcement officers and may collect money by virtue of executions on real and personal property to satisfy money judgments. They are also responsible for enforcement of court orders such as civil arrests, evictions, and seizures of property.

The Court Security Unit deputies maintain order and decorum during court functions and provide security in the Hall of Justice. These deputies place persons in custody on the order of a judge, provide security and transportation for sequestered juries, and act as an informational source to the public. The Court Security Bureau preserves the integrity of the judicial process by ensuring the orderly transactions of all court procedures.

Status of Previously Programmed Projects

- Sheriff's Office Firearm Project is almost complete.
- The Jail Tower Improvements continue.
- The Sheriff's Incident Command Post Vehicle was purchased and is waiting on production.

Projects Planned for 2024:

- Sheriff Vehicle Replacement project continues.
- Sheriff SCUBA truck replacement project still being researched.

Monroe County Office of the Sheriff Program Summary Table

Project Name	Funding	Budget	Annual Project Cost					Total Cost
		2024	2025	2026	2027	2028	2029	6 Years
Sheriff's Vehicle Replacement	cc	1,600,000	1,600,000	1,650,000	1,700,000	1,750,000	1,800,000	10,100,000
	Total	**1,600,000**	**1,600,000**	**1,650,000**	**1,700,000**	**1,750,000**	**1,800,000**	**10,100,000**
Sheriff's Office CBRNE Total Containment Vessel Replacement Project	c	250,000	0	0	0	0	0	250,000
	Total	**250,000**	**0**	**0**	**0**	**0**	**0**	**250,000**
Jail Mainframe Reconstruction	c	0	12,500,000	0	0	0	0	12,500,000
	Total	**0**	**12,500,000**	**0**	**0**	**0**	**0**	**12,500,000**

Monroe County Office of the Sheriff Program Summary Table, *continued*

Project Name	Funding	Budget	Annual Project Cost					Total Cost
		2024	2025	2026	2027	2028	2029	6 Years
Sheriff's Office Active Shooter Firearm and PPE replacement project	c	0	0	0	350,000	0	0	350,000
	Total	**0**	**0**	**0**	**350,000**	**0**	**0**	**350,000**
Sheriff's Office Marine Unit Vessel Replacement Project	c	0	0	0	300,000	0	0	300,000
	s	0	0	0	100,000	0	0	100,000
	Total	**0**	**0**	**0**	**400,000**	**0**	**0**	**400,000**
Hall of Justice Plaza Level Security Project	c	0	0	0	250,000	0	0	250,000
	Total	**0**	**0**	**0**	**250,000**	**0**	**0**	**250,000**
Radio Communications Infrastructure for Jail and Court Bureau	c	0	0	0	0	750,000	0	750,000
	Total	**0**	**0**	**0**	**0**	**750,000**	**0**	**750,000**
Sheriff's Special Operations Building Upgrades	c	0	0	0	0	150,000	0	150,000
	Total	**0**	**0**	**0**	**0**	**150,000**	**0**	**150,000**
Jail Records Management System	c	0	0	0	0	0	750,000	750,000
	Total	**0**	**0**	**0**	**0**	**0**	**750,000**	**750,000**
Italics denotes a new project	County	250,000	12,500,000	0	900,000	900,000	750,000	15,300,000
	County Cash	1,600,000	1,600,000	1,650,000	1,700,000	1,750,000	1,800,000	10,100,000
	State	0	0	0	100,000	0	0	100,000
	Department Total	**1,850,000**	**14,100,000**	**1,650,000**	**2,700,000**	**2,650,000**	**2,550,000**	**25,500,000**

Sheriff's Vehicle Replacement

Project Description

The Sheriff's Fleet Unit maintains a fleet of over 300 vehicles that consist of marked and unmarked sedans, ATVs, trailers, vans, transport buses, electric vehicles, diesel vehicles, motorcycles, trucks, SUVs, pickup trucks, and specialized team vehicles. A majority of the fleet inventory are patrol vehicles and they are used 24 hours a day for patrol functions. Patrol vehicles are used for approximately two years before being rotated to less demanding assignments where they will continue to be used until retirement and will have an average of 200,000 miles on the power train. Patrol vehicles are rotated to other units (DARE, Parks Patrol, etc.) before full retirement. Specialty vehicles are replaced based upon years, maintenance costs, and mileage. Pickup trucks used for transporting boats and horses are rotated around until no longer cost effective to maintain. Refurbishing of larger specialized vehicles is completed when feasible. This project may be designed and documented as a green project and as a potential candidate for green bond financing.

Environmental Review

This project is a Type II Action and will not require further environmental review.

Funding Details

Funding	2024	2025	2026	2027	2028	2029	Total Cost 6 Years
cc	1,600,000	1,600,000	1,650,000	1,700,000	1,750,000	1,800,000	10,100,000
Total	**1,600,000**	**1,600,000**	**1,650,000**	**1,700,000**	**1,750,000**	**1,800,000**	**10,100,000**

Estimated Annual Impact on the Operating Budget

Bond Life	Debt Service Payment	Operating Costs	Attributable Revenue	Net Operating Budget Impact
0 Years	$0	$1,633,333	$0	$1,633,333

Sheriff's Office CBRNE Total Containment Vessel Replacement Project

Project Description This project will involve the purchase of a Chemical, Biological, Radioactive, Nuclear, Explosive (CBRNE) Total Containment Vessel (TCV) for the Bomb Squad to replace the current TCV. The Total Containment Vessel is used to hold and transport suspicious items, explosives, and improvised explosive devices (IEDs), which could have chemical and biological agents attached.

Environmental Review This project is a Type II Action and will not require further environmental review.

Funding Details

Funding	2024	2025	2026	2027	2028	2029	Total Cost 6 Years
c	250,000	0	0	0	0	0	250,000
Total	**250,000**	**0**	**0**	**0**	**0**	**0**	**250,000**

Estimated Annual Impact on the Operating Budget

Bond Life	Debt Service Payment	Operating Costs	Attributable Revenue	Net Operating Budget Impact
5 Years	$57,744	$0	$0	$57,744

Jail Mainframe Reconstruction

Project Description New Mainframe Tower to replace existing facilities that have met the end of their useful life both from a physical and programmatic perspective.

Environmental Review This project is a Type I Action and will require further environmental review.

Funding Details

Funding	2024	2025	2026	2027	2028	2029	Total Cost 6 Years
c	0	12,500,000	0	0	0	0	12,500,000
Total	**0**	**12,500,000**	**0**	**0**	**0**	**0**	**12,500,000**

Estimated Annual Impact on the Operating Budget

Bond Life	Debt Service Payment	Operating Costs	Attributable Revenue	Net Operating Budget Impact
30 Years	$677,619	$0	$0	$677,619

Sheriff's Office Active Shooter Firearm and PPE replacement project

Project Description The Sheriff's Active Shooter and Firearm PPE Replacement Project entails purchasing helmets, masks, ballistic shields, body armor and first aid kits.

Environmental Review This project is a Type II Action and will not require further environmental review.

Funding Details

Funding	2024	2025	2026	2027	2028	2029	Total Cost 6 Years
c	0	0	0	350,000	0	0	350,000
Total	**0**	**0**	**0**	**350,000**	**0**	**0**	**350,000**

Estimated Annual Impact on the Operating Budget

Bond Life	Debt Service Payment	Operating Costs	Attributable Revenue	Net Operating Budget Impact
5 Years	$32,336	$0	$0	$32,336

Sheriff's Office Marine Unit Vessel Replacement Project

Project Description Project entails replacing a Sheriff Marine Unit vessel and/or engines that will be over 20 years old at the time of replacement. Two vessels are that are used primarily by the unit, depending on vessel status either hulls and/or engines will be replaced.

Environmental Review This project is a Type II Action and will not require further environmental review.

Funding Details

Funding	2024	2025	2026	2027	2028	2029	Total Cost 6 Years
c	0	0	0	300,000	0	0	300,000
s	0	0	0	100,000	0	0	100,000
Total	**0**	**0**	**0**	**400,000**	**0**	**0**	**400,000**

Estimated Annual Impact on the Operating Budget

Bond Life	Debt Service Payment	Operating Costs	Attributable Revenue	Net Operating Budget Impact
5 Years	$27,717	$0	$0	$27,717

Hall of Justice Plaza Level Security Project

Project Description Physical target hardening and security enhancements for the Hall of Justice to include new doors, upgraded glass, magnetic striking mechanisms for all plaza level doors, barrier gates, etc.

Environmental Review This project is a Type II Action and will not require further environmental review.

Funding Details

Funding	2024	2025	2026	2027	2028	2029	Total Cost 6 Years
c	0	0	0	250,000	0	0	250,000
Total	**0**	**0**	**0**	**250,000**	**0**	**0**	**250,000**

Estimated Annual Impact on the Operating Budget

Bond Life	Debt Service Payment	Operating Costs	Attributable Revenue	Net Operating Budget Impact
10 Years	$16,188	$0	$0	$16,188

Radio Communications Infrastructure for Jail and Court Bureau

Project Description The goal of this project is to replace or upgrade radio system components with current technology. This project will remove vulnerabilities caused by the outdated Embasssy recording system and be replaced with new mission critical infrastructure to the Hall of Justice where it will interface with the Court Security and Jail infrastructure and tie them into Jail Radio Resources. This will also allow Jail & Court transmissions to also be recorded at ECD via fiber optic connections. The system will be compatible with the Monroe County Public Safety Trunking Radio Network and support approximately 700 portable radios operating at the Monroe County Jail, Monroe Correctional Facility and Hall of Justice.

Environmental Review This project is a Type II Action and will not require further environmental review.

Funding Details

Funding	2024	2025	2026	2027	2028	2029	Total Cost 6 Years
c	0	0	0	0	750,000	0	750,000
Total	**0**	**0**	**0**	**0**	**750,000**	**0**	**750,000**

Estimated Annual Impact on the Operating Budget

Bond Life	Debt Service Payment	Operating Costs	Attributable Revenue	Net Operating Budget Impact
5 Years	$34,646	$0	$0	$34,646

Sheriff's Special Operations Building Upgrades

Project Description

The Sheriff's Special Operations Building at the Monroe County Fleet Center contains all the Sheriff's Special Team's equipment and vehicles. The building has a covered patio area where currently the Sheriff's largest critical response vehicle is parked. The Sheriff's Office would like to enclose the area to protect the vehicle and any other equipment stored underneath from the elements.

Environmental Review

This project is a Type II Action and will not require further environmental review.

Funding Details

Funding	2024	2025	2026	2027	2028	2029	Total Cost 6 Years
c	0	0	0	0	150,000	0	150,000
Total	**0**	**0**	**0**	**0**	**150,000**	**0**	**150,000**

Estimated Annual Impact on the Operating Budget

Bond Life	Debt Service Payment	Operating Costs	Attributable Revenue	Net Operating Budget Impact
5 Years	$6,929	$0	$0	$6,929

Jail Records Management System

Project Description

This submission is requested to fund the next generation Jail Records Management System software. The last update of the software was completed in 2019 from Premier IMS to Inform Jail 4 with a 10 year life expectancy. The current vendor, Central Square Technology has no intent to upgrade the Jail 4 IMS system.

Environmental Review

This project is an Unlisted Action and will require further environmental review.

Funding Details

Funding	2024	2025	2026	2027	2028	2029	Total Cost 6 Years
c	0	0	0	0	0	750,000	750,000
Total	**0**	**0**	**0**	**0**	**0**	**750,000**	**750,000**

Estimated Annual Impact on the Operating Budget

Bond Life	Debt Service Payment	Operating Costs	Attributable Revenue	Net Operating Budget Impact
5 Years	$28,872	$0	$0	$28,872

Monroe County Water Authority

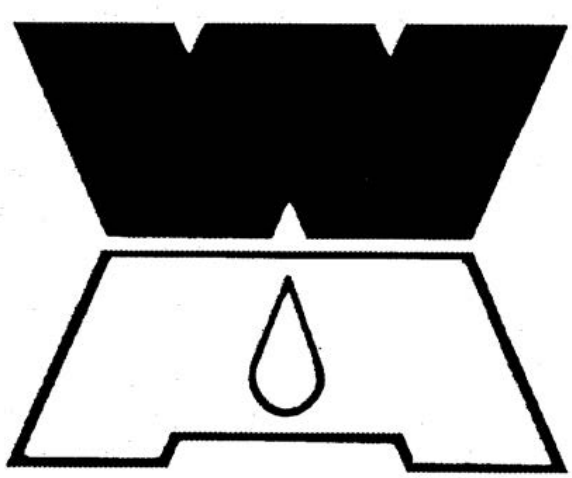

The Monroe County Water Authority is the largest water supplier in the region, furnishing water to over 749,000 people in the region through 186,000 services on a retail or direct basis and 20,000 services on a wholesale basis. The Water Authority serves Monroe County and portions of each of the surrounding counties. The City of Rochester operates its own water production facilities; however, the City and the Water Authority have an exchange agreement whereby each obtains substantial quantities of water from the other.

Due to the size of the Water Authority's operation, substantial economies of scale are being realized in meeting the Region's increasing public water supply requirements. This scale allows for increased effectiveness in the production, transmission, and storage of our water resources. The objective of using Lake Ontario as the principal source of supply allows the Authority to enjoy a relatively unlimited supply of high quality raw water, thereby, avoiding the water quality problems that have been experienced by many smaller public suppliers in the region.

The Water Authority’s asset management planning focuses on timely renewals and replacements of the water supply infrastructure such that the economic life of these assets is maximized and the high degree of reliability demanded by the residential, commercial, and industrial customers is achieved.

Status of Previously Programmed Projects
The following projects were completed or underway during the past year:

- Hydrant, valve and meter replacements have been made as necessary.
- The storage facilities rehabilitation and water main rehabilitation projects are substantially complete.

Monroe County Water Authority Program Summary Table

Project Name	Funding	Budget	Annual Project Cost					Total Cost
		2024	2025	2026	2027	2028	2029	6 Years
Hydrant Replacement Program	d	400,000	425,000	450,000	475,000	500,000	500,000	2,750,000
	Total	**400,000**	**425,000**	**450,000**	**475,000**	**500,000**	**500,000**	**2,750,000**
Water Main Rehabilitation	d	8,050,000	8,250,000	8,450,000	8,650,000	8,850,000	8,850,000	51,100,000
	Total	**8,050,000**	**8,250,000**	**8,450,000**	**8,650,000**	**8,850,000**	**8,850,000**	**51,100,000**
Storage Facilities Rehabilitation	d	1,300,000	980,000	2,075,000	1,850,000	1,700,000	1,700,000	9,605,000
	Total	**1,300,000**	**980,000**	**2,075,000**	**1,850,000**	**1,700,000**	**1,700,000**	**9,605,000**
Residential Meter Replacement and Upgrade Program	d	2,605,500	2,605,500	2,605,500	2,605,500	2,605,500	2,605,500	15,633,000
	Total	**2,605,500**	**2,605,500**	**2,605,500**	**2,605,500**	**2,605,500**	**2,605,500**	**15,633,000**
Large Meter Replacement and Upgrade Program	d	291,000	291,000	291,000	291,000	291,000	291,000	1,746,000
	Total	**291,000**	**291,000**	**291,000**	**291,000**	**291,000**	**291,000**	**1,746,000**
Valve Replacement Program	c	0	0	0	0	0	0	0
	d	325,000	350,000	375,000	400,000	425,000	425,000	2,300,000
	Total	**325,000**	**350,000**	**375,000**	**400,000**	**425,000**	**425,000**	**2,300,000**
Italics denotes a new project	District	12,971,500	12,901,500	14,246,500	14,271,500	14,371,500	14,371,500	83,134,000
	Department Total	**12,971,500**	**12,901,500**	**14,246,500**	**14,271,500**	**14,371,500**	**14,371,500**	**83,134,000**

Hydrant Replacement Program

Project Description The Hydrant Replacement Program is for the systematic, system wide replacement of older, leaking, or damaged hydrants. Hydrants are replaced based upon maintenance inspections, leak detection testing, and damage as a result of vehicular accidents.

Environmental Review This project is a Type II Action and will not require further environmental review.

Funding Details

Funding	2024	2025	2026	2027	2028	2029	Total Cost 6 Years
d	400,000	425,000	450,000	475,000	500,000	500,000	2,750,000
Total	**400,000**	**425,000**	**450,000**	**475,000**	**500,000**	**500,000**	**2,750,000**

Estimated Annual Impact on the Operating Budget

Bond Life	Debt Service Payment	Operating Costs	Attributable Revenue	Net Operating Budget Impact
0 Years	$0	$0	$0	$0

Water Main Rehabilitation

Project Description This is a long-term, mulit-year program for rehabilitation of old pipelines in the Authority's system by either rehabilitating the old mains by lining them or by replacing them. Approximately five miles of water main are rehabilitated per year.

Environmental Review This project is a Type II Action and will not require further environmental review.

Funding Details

Funding	2024	2025	2026	2027	2028	2029	Total Cost 6 Years
d	8,050,000	8,250,000	8,450,000	8,650,000	8,850,000	8,850,000	51,100,000
Total	**8,050,000**	**8,250,000**	**8,450,000**	**8,650,000**	**8,850,000**	**8,850,000**	**51,100,000**

Estimated Annual Impact on the Operating Budget

Bond Life	Debt Service Payment	Operating Costs	Attributable Revenue	Net Operating Budget Impact
0 Years	$0	$0	$0	$0

Storage Facilities Rehabilitation

Project Description This is a long-term annual program to clean and paint tanks in the authority's production and distribution systems. There are currently 43 steel water storage tanks in the system. The expected life of the paint coating systems ranges from 15-25 years.

Environmental Review This project is a Type II Action and will not require further environmental review.

Funding Details

Funding	2024	2025	2026	2027	2028	2029	Total Cost 6 Years
d	1,300,000	980,000	2,075,000	1,850,000	1,700,000	1,700,000	9,605,000
Total	**1,300,000**	**980,000**	**2,075,000**	**1,850,000**	**1,700,000**	**1,700,000**	**9,605,000**

Estimated Annual Impact on the Operating Budget

Bond Life	Debt Service Payment	Operating Costs	Attributable Revenue	Net Operating Budget Impact
0 Years	$0	$0	$0	$0

Residential Meter Replacement and Upgrade Program

Project Description The replacement of 15,000 obsolete residential water meters with radio read meters.

Environmental Review This project is a Type II Action and will not require further environmental review.

Funding Details

Funding	2024	2025	2026	2027	2028	2029	Total Cost 6 Years
d	2,605,500	2,605,500	2,605,500	2,605,500	2,605,500	2,605,500	15,633,000
Total	**2,605,500**	**2,605,500**	**2,605,500**	**2,605,500**	**2,605,500**	**2,605,500**	**15,633,000**

Estimated Annual Impact on the Operating Budget

Bond Life	Debt Service Payment	Operating Costs	Attributable Revenue	Net Operating Budget Impact
0 Years	$0	$0	$0	$0

Large Meter Replacement and Upgrade Program

Project Description The Water Authority has a continuous meter maintenance program for large meters that enables accurate registration of water consumption.

Environmental Review This project is a Type II Action and will not require further environmental review.

Funding Details

Funding	2024	2025	2026	2027	2028	2029	Total Cost 6 Years
d	291,000	291,000	291,000	291,000	291,000	291,000	1,746,000
Total	**291,000**	**291,000**	**291,000**	**291,000**	**291,000**	**291,000**	**1,746,000**

Estimated Annual Impact on the Operating Budget

Bond Life	Debt Service Payment	Operating Costs	Attributable Revenue	Net Operating Budget Impact
0 Years	$0	$0	$0	$0

Valve Replacement Program

Project Description Based on ongoing inspection and problems discovered in operating the system, valves are selected for replacement or additional valves are installed.

Environmental Review This project is a Type II Action and will not require further environmental review.

Funding Details

Funding	2024	2025	2026	2027	2028	2029	Total Cost 6 Years
c	0	0	0	0	0	0	0
d	325,000	350,000	375,000	400,000	425,000	425,000	2,300,000
Total	**325,000**	**350,000**	**375,000**	**400,000**	**425,000**	**425,000**	**2,300,000**

Estimated Annual Impact on the Operating Budget

Bond Life	Debt Service Payment	Operating Costs	Attributable Revenue	Net Operating Budget Impact
0 Years	$0	$0	$0	$0