




E-BIKES ARE FASTER THAN THEY LOOK

FOR GUARDIANS

BEFORE YOU SAY YES

It may look like a bike. It rides with more speed, more weight, and less time to react.



E-BIKE CLASS 1	E-BIKE CLASS 2	E-BIKE CLASS 3
		
Pedal assist	Throttle with pedals	Throttle with pedals
20 MPH	20 MPH	25 MPH
Peddle Assisted	Throttle Assisted	Not legal out of NYC



LOOKS LIKE A BIKE. MOVES LIKE A MOTOR VEHICLE.

The safest choice for younger children is simple: no e-bike.



WHY ADULTS SHOULD PAUSE



E-bikes can move faster than many of our youth can safely manage.



They are heavier than regular bikes and harder to stop quickly.



A split-second mistake can injure your child or someone else.



Confidence on a regular bike does not always mean readiness for an e-bike.



ASK YOURSELF FIRST



Can my child safely ride a regular bicycle in traffic?



Do they stop, scan, signal, and follow rules without reminders?



Can they control speed, braking, and turning without showing off?



Will they wear a properly fitted helmet every single ride?



Do they understand driveways, intersections, school zones, and blind spots?



WHAT TO DO TODAY



Check the e-bike class, speed, throttle, and label.



Practice braking, turning, and stopping away from traffic first.



Set family rules before the first ride, not after a close call.



Do not allow extra riders unless the bike is built for passengers.



Talk through where they may and may not ride.



FAMILY RULE

No skill. No helmet. No ride.
Say it before the first ride.



NEW YORK REMINDER
E-bike operators must be at least 16 years old. Local governments can set stricter rules. Safety still matters even when a rider is old enough.



Sources: American College of Surgeons, June 2026; NYSDOT Bicycle and E-Bike FAQ. Review local rules before riding.